


6.5. PHOTOGRAPHS OF RADIATED EMISSION TEST CONFIGURATION

- Test Mode : 9PIN RS232

FRONT VIEW



REAR VIEW




6.5.1. PHOTOGRAPHS OF RADIATED EMISSION TEST CONFIGURATION

- Test Mode : 25PIN RS232

FRONT VIEW



REAR VIEW




5.5. PHOTOGRAPHS OF CONDUCTED POWERLINE TEST CONFIGURATION

- Test Mode : 9PIN RS232


FRONT VIEW



REAR VIEW



SIDE VIEW




5.5.1. PHOTOGRAPHS OF CONDUCTED POWERLINE TEST CONFIGURATION

- Test Mode : 25PIN RS232

FRONT VIEW



REAR VIEW



SIDE VIEW

