



EUT – TX Main Board and 8 Watt Power Amplifier (Top View)



EUT – 8 Watt Power Amplifier board (bottom view)



EUT – Transmitter Mainboard, all shields installed (Top View)




EUT – Transmitter Mainboard, all shields removed (Top View)




EUT – Transmitter Mainboard, all shields installed (Bottom View)




EUT – Transmitter Mainboard, all shields removed, UDB PCB Installed (Bottom View)




EUT – Transmitter Mainboard, all shields removed, UDB PCB Removed (Bottom View)




EUT – UDB PCB (Bottom View)



EUT – UDB PCB (Top View)



EUT – Synthesizer board (bottom view)



EUT – Synthesizer board, shield removed (Top view)

