

**47 CFR PART 15 SUBPART C TEST REPORT**

**for**

**Voice Recognition Alarm**

**Model No.: VRA-1**

**FCC ID: GX9VRA1F1919**

**Of**

Applicant: **CLIMAX TECHNOLOGY CO., LTD.**

Address: **No. 258, Sinhu 2nd Rd., Neihu District, Taipei City 114,  
Taiwan ( R.O.C.)**

Tested and Prepared

By

**Worldwide Testing Services (Taiwan) Co., Ltd.**

**FCC Registration No.: TW1477, TW0020, TW1072**

**Industry Canada filed test laboratory Reg. No. 20037**



**Report No.: W6M22106-21038-C-1**

6F, NO. 58, LANE 188, RUEY-KUANG RD., NEIHU TAIPEI 114, TAIWAN, R.O.C.  
TEL: 886-2-66068877      FAX: 886-2-66068879      E-mail: [wts@wts-lab.com](mailto:wts@wts-lab.com)



Registration number: W6M22106-21038-C-1  
FCC ID: GX9VRA1F1919

## TABLE OF CONTENTS

<b>1</b>	<b>GENERAL INFORMATION.....</b>	<b>2</b>
1.1	NOTES .....	2
1.2	TESTING LABORATORY .....	3
1.2.1	Location .....	3
1.2.2	Details of accreditation status .....	3
1.3	DETAILS OF APPROVAL HOLDER .....	3
1.4	APPLICATION DETAILS.....	4
1.5	GENERAL INFORMATION OF TEST ITEM.....	4
1.6	TEST STANDARDS .....	5
<b>2</b>	<b>TECHNICAL TEST.....</b>	<b>6</b>
2.1	SUMMARY OF TEST RESULTS.....	6
2.2	TEST ENVIRONMENT .....	6
2.3	TEST EQUIPMENT LIST.....	7
2.4	GENERAL TEST PROCEDURE.....	10
<b>3</b>	<b>TEST RESULTS (ENCLOSURE).....</b>	<b>12</b>
3.1	PEAK OUTPUT POWER (TRANSMITTER).....	13
3.2	EQUIVALENT ISOTROPIC RADIATED POWER (EIRP).....	16
3.3	EXEMPTION LIMITS FOR ROUTINE EVALUATION ACCORDING TO 1647 CFR FCC PART 2 SUBPART J, SECTION 2.109116	
3.4	TRANSMITTER RADIATED EMISSIONS IN RESTRICTED BANDS.....	18
3.5	SPURIOUS EMISSIONS (TX) .....	19
3.6	CARRIER FREQUENCY SEPARATION.....	21
3.7	NUMBER OF HOPPING FREQUENCIES .....	24
3.8	TIME OF OCCUPANCY (DWELL TIME) .....	26
3.9	20dB BANDWIDTH .....	30
3.10	BAND-EDGE COMPLIANCE OF RF EMISSIONS .....	33
3.11	RADIATED EMISSIONS FROM RECEIVER PART .....	36
3.12	POWER LINE CONDUCTED EMISSION .....	37



Registration number: W6M22106-21038-C-1  
FCC ID: GX9VRA1F1919

**1 General Information**

**1.1 Notes**

The purpose of conformity testing is to increase the probability of adherence to the essential requirements or conformity specifications, as appropriate.

The complexity of the technical specifications, however, means that full and thorough testing is impractical for both technical and economic reasons.

Furthermore, there is no guarantee that a test sample which has passed all the relevant tests conforms to a specification.

Neither is there any guarantee that such a test sample will interwork with other genuinely open systems. The existence of the tests nevertheless provides the confidence that the test sample possesses the qualities as maintained and that its performance generally conforms to representative cases of communications equipment.

The test results of this test report relate exclusively to the item tested as specified in 1.5.

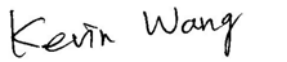
The test report may only be reproduced or published in full.

Reproduction or publication of extracts from the report requires the prior written approval of the Worldwide Testing Services(Taiwan) Co., Ltd.

**Tester:**

July 09, 2021		Kent Lin	
Date	WTS-Lab.	Name	Signature

**Technical responsibility for area of testing:**

July 09, 2021		Kevin Wang	
Date	WTS	Name	Signature



# **Worldwide Testing Services(Taiwan) Co., Ltd.**

Registration number: W6M22106-21038-C-1

FCC ID: GX9VRA1F1919

## **1.2 Testing laboratory**

### **1.2.1 Location**

OATS

No.5-1, Lishui, Shuang Sing Village,  
Wanli Dist., New Taipei City 207,  
Taiwan (R.O.C.)

3 meter semi-anechoic chamber

No.35, Aly. 21, Ln. 228, Ankang Rd., Neihu Dist., Taipei City 114, Taiwan (R.O.C.)

TEL:886-2-6613-0228

FAX:886-2-2791-5046

Company

Worldwide Testing Services(Taiwan) Co., Ltd.

6F, NO. 58, LANE 188, RUEY-KUANG RD.

NEIHU, TAIPEI 114, TAIWAN R.O.C.

Tel : 886-2-66068877

Fax : 886-2-66068879

### **1.2.2 Details of accreditation status**

Accredited testing laboratory

FCC filed test laboratory Reg. No. TW1477, TW0020, TW1072

Industry Canada filed test laboratory Reg. No. 20037

**Test location, where different from Worldwide Testing Services (Taiwan) Co., Ltd. :**

Name: ./.

Accredited number: ./.

Street: ./.

Town: ./.

Country: ./.

Telephone: ./.

Fax: ./.

### **1.3 Details of approval holder**

Name: CLIMAX TECHNOLOGY CO., LTD.

Street: No. 258, Sinhu 2nd Rd., Neihu District,

Town: Taipei City 114,

Country: Taiwan (R.O.C.)

Telephone: +886-2-2794-0001

Fax: +886-2-2792-6618



Registration number: W6M22106-21038-C-1  
FCC ID: GX9VRA1F1919

## 1.4 Application details

Date of receipt of test item: June 29, 2021  
Date of test: from June 29, 2021 to July 02, 2021

## 1.5 General information of Test item

Type of test item: Voice Recognition Alarm  
Model Number: VRA-1  
Multi-listing model number: ./.  
Photos: ./.

### Technical data

Frequency band: 918.0375-924.48 MHz  
Frequency (Ch 1): 918.0375 MHz  
Frequency (Ch 25): 921.98 MHz  
Frequency (Ch 50): 924.48 MHz

### Transmitter

Power (Ch 1): Conducted: 10.26 dBm  
Power (Ch 25): Conducted: 10.19 dBm  
Power (Ch 50): Conducted: 10.19 dBm

### Unom

Power supply: Battery 1.5Vd.c.\*2  
Adapter (I/P: 100-240V~0.2A, 50/60Hz  
O/P: 5.0V, 1.0A, 5.0W)

Operation modes: Half-duplex

Modulation Type: FSK

Antenna Type: PCB Antenna

Antenna gain: -2.13 dBi (Testing laboratory assumes no responsibility for affecting any validity of the result while the information which is provided by clients.)

Host device: none

Classification:

Fixed Device	<input checked="" type="checkbox"/>
Mobile Device (Human Body distance > 20cm)	<input type="checkbox"/>
Portable Device (Human Body distance < 20cm)	<input type="checkbox"/>
Modular Radio Device	<input type="checkbox"/>



# **Worldwide Testing Services(Taiwan) Co., Ltd.**


Registration number: W6M22106-21038-C-1  
FCC ID: GX9VRA1F1919

## **Manufacturer: (if applicable)**

Name: ./.  
Street: ./.  
Town: ./.  
Country: ./.

## **1.6 Test standards**

Technical standard : 47 CFR PART 15 SUBPART C § 15.247 (2019-10)



Registration number: W6M22106-21038-C-1  
 FCC ID: GX9VRA1F1919

**2 Technical test**

**2.1 Summary of test results**

No deviations from the technical specification(s) were ascertained in the course of the tests performed.

**or**

The deviations were ascertained in the course of the tests performed.

**2.2 Test environment**

Relative humidity content: 20 ... 75 %


Air pressure: 86 ... 103 kPa

Details of power supply: Battery 1.5Vd.c.\*2  
 Adapter (I/P: 100-240V~0.2A, 50/60Hz  
 O/P: 5.0V, 1.0A, 5.0W)

Extreme conditions parameters: test voltage : -- extreme  
 min : -- V  
 max : -- V

Test item Name	Uncertainty
Estimation Result of Uncertainty of Conducted Emission	Expanded Uncertainty : AMN : 1.05 dB Voltage probe : 1.05 dB
Estimation Result of Uncertainty of Radiated Emission(3M)	Expanded Uncertainty : 0.009-30 MHz : 2.13 dB 30-1000 MHz : 3.53 dB 1-18 GHz : 4.19 dB 18-40 GHz : 4.09 dB
Estimation Result of Uncertainty of Bandwidth Measurement 20 dB Bandwidth, Occupied bandwidth, Channel bandwidth, Necessary Bandwidth	Expanded Uncertainty : 0.41 kHz
Estimation Result of Uncertainty of Conducted Output Power Measurement Output power	Expanded Uncertainty : 1.61 dB
Estimation Result of Uncertainty of Band Edge Measurement	Expanded Uncertainty : 1.33 dBc
Estimation Result of Uncertainty of Frequency Separation Measurement Hopping channel separation	Expanded Uncertainty: 554.14 Hz
Estimation Result of Uncertainty of Duty Cycle Measurement Dwell time	Expanded Uncertainty: 0.1 ms

The decision rule is: Measurement uncertainty is not included in the calculation of test results.



# Worldwide Testing Services(Taiwan) Co., Ltd.

Registration number: W6M22106-21038-C-1

FCC ID: GX9VRA1F1919

## 2.3 Test Equipment List

No.	Test equipment	Type	Serial No.	Manufacturer	Cal. Date	Next Cal. Date
ETSTW-CE 001	EMI TEST RECEIVER	ESHS10	842121/013	R&S	2021/6/17	2022/6/16
ETSTW-CE 003	AC POWER SOURCE	APS-9102	D161137	GW	Function Test	
ETSTW-CE 004	ZWEILEITER-V-NETZNACHBILDUNG TWO-LINE V-NETWORK	ESH3-Z5	840731/011	R&S	2020/11/6	2021/11/5
ETSTW-CE 006	IMPULSBEGRENZER PULSE LIMITER	ESH3-Z2	100226	R&S	2020/9/22	2021/9/21
ETSTW-CE 008	HF-EICHLITUNG RF STEP ATTENUATOR 139dB DPSP	334.6010.02	844581/024	R&S	Function Test	
ETSTW-CE 009	TEMP.&HUMIDITY CHAMBER	GTH-225-40-1P-U	MAA0305-009	GIANT FORCE	2020/7/22	2021/7/21
ETSTW-CE 016	TWO-LINE V-NETWORK	ENV216	100050	R&S	2020/10/26	2021/10/25
ETSTW-CE 028	MXE EMI Receiver	N9038A	MY53220110	Agilent	2020/7/29	2021/7/28
ETSTW-RE 003	EMI TEST RECEIVER	ESI 26	831438/001	R&S	2021/6/17	2022/6/16
ETSTW-RE 004	EMI TEST RECEIVER	ESI 40	832427/004	R&S	2020/9/14	2021/9/13
ETSTW-RE 012	TUNABLE BANDREJECT FILTER	D.C 0309	146	K&L	Function Test	
ETSTW-RE 013	TUNABLE BANDREJECT FILTER	D.C 0336	397	K&L	Function Test	
ETSTW-RE 018	MICROWAVE HORN ANTENNA	AT4560	27212	AR	2020/7/30	2021/7/29
ETSTW-RE 019	MICROWAVE HORN ANTENNA	22240-25	121074	FM	2021/5/31	2022/5/30
ETSTW-RE 027	Passive Loop Antenna	6512	00034563	ETS-Lindgren	2021/6/16	2022/6/15
ETSTW-RE 030	Double-Ridged Guide Horn Antenna	3117	00035224	ETS-Lindgren	2021/5/5	2022/5/4
ETSTW-RE 042	Biconical Antenna	HK116	100172	R&S	2021/3/18	2022/3/17
ETSTW-RE 043	Log-Periodic Dipole Antenna	HL223	100166	R&S	2021/5/21	2022/5/20
ETSTW-RE 044	Log-Periodic Antenna	HL050	100094	R&S	2020/8/3	2021/8/2
ETSTW-RE 045	ESA-E SERIES SPECTRUM ANALYZER	E4404B	MY45111242	Agilent	Pre-test Use	
ETSTW-RE 050	Attenuator 10dB	50HF-010-1	None	JFW	2021/2/19	2022/2/18
ETSTW-RE 051	Attenuator 6dB	50HF-006-1	None	JFW	2021/2/19	2022/2/18
ETSTW-RE 053	Attenuator 3dB	50HF-003-1	None	JFW	2021/2/19	2022/2/18
ETSTW-RE 055	SPECTRUM ANALYZER	FSU 26	200074	R&S	2021/3/16	2022/3/15
ETSTW-RE 060	Attenuator 30dB	5015-30	F651012z-01	ATM	2021/2/19	2022/2/18
ETSTW-RE 062	Amplifier Module	CHC 2	None	KMIC	2021/5/5	2022/5/4
ETSTW-RE 064	Bluetooth Test Set	MT8852B-042	6K00005709	Anritsu	Function Test	
ETSTW-RE 069	Double-Ridged Guide Horn Antenna	3117	00069377	ETS-Lindgren	Function Test	
ETSTW-RE 072	CELL SITE TEST SET	8921A	3339A00375	HP	2020/10/15	2021/10/14
ETSTW-RE 088	SOLID STATE AMPLIFIER	KMA180265A01	99057	KMIC	2020/9/17	2021/9/16
ETSTW-RE 091	Match Pad	MDCS1500	None	WOKEN	2021/5/27	2022/5/26
ETSTW-RE 099	DC Block	50DB-007-1	None	JFW	2021/2/19	2022/2/18
ETSTW-RE 112	AC POWER SOURCE	TFC-1005	T-0A023536	T-Power	Function test	





# Worldwide Testing Services(Taiwan) Co., Ltd.

Registration number: W6M22106-21038-C-1  
 FCC ID: GX9VRA1F1919

ETSTW-RE 115	2.4GHz Notch Filter	N0124411	473874	MICROWAVE CIRCUITS	2021/1/6	2022/1/5
ETSTW-RE 120	RF Player	MP9200	MP9210-111022	ADIVIC	2020/12/25	2021/12/24
ETSTW-RE 122	SIGNAL GENERATOR	SMF100A	102149	R&S	2021/6/8	2022/6/7
ETSTW-RE 125	5GHz Notch filter	5NSL11-5200/E221.3-O/O	1	K&L Microwave	2020/8/7	2021/8/6
ETSTW-RE 126	5GHz Notch filter	5NSL12-5800/E221.3-O/O	1	K&L Microwave	2020/8/7	2021/8/6
ETSTW-RE 127	RF Switch Box	RFS-01	None	WTS	2021/2/19	2022/2/18
ETSTW-RE 128	5.3GHz Notch filter	N0153001	SN487233	Microwave Circuits	2020/8/7	2021/8/6
ETSTW-RE 129	5.5GHz Notch filter	N0555984	SN487234	Microwave Circuits	2020/8/7	2021/8/6
ETSTW-RE 130	Handheld RF Spectrum Analyzer	N9340A	CN0147000204	Agilent	Pre-test Use	
ETSTW-RE 142	Amplifier	8447D	2805A03378	Agilent	2021/5/5	2022/5/4
ETSTW-RE 146	Preamplifier	JPA-10M1G	15090004	JPT	2021/6/4	2022/6/3
ETSTW-RE 147	Bi-log Hybrid Antenna	MCTD 2786B	BLB16M04005	ETC	2021/4/7	2022/4/6
ETSTW-RE 148	Bi-log Hybrid Antenna	MCTD 2786B	BLB16M04006	ETC	2021/7/2	2022/7/1
ETSTW-RE 153	Signal Analyzer	FSV40	101929	R&S	2020/10/1	2021/9/30
ETSTW-RF 002	Electromagnetic field probe	LF-30	K-0007	STT	2021/6/4	2022/6/3
ETSTW-EMI 011	USB Compact Modulator	SFC-U	101689	R&S	2021/6/2	2022/6/1
ETSTW-GSM 002	Universal Radio Communication Tester	CMU 200	109439	R&S	2021/3/16	2022/3/15
ETSTW-GSM 003	Radio Communication Analyzer	MT8820C	6201342073	Anritsu	2021/4/27	2022/4/26
ETSTW-GSM 004	Wideband Radio Communication Tester	CMW500	128092	R&S	2020/11/10	2021/11/9
ETSTW-GSM 019	Band Reject Filter	WRCTF824/849-822/851-40 /12+9SS	3	WI	2021/1/6	2022/1/5
ETSTW-GSM 020	Band Reject Filter	WRCD1747/1748-1743/1752-32/5SS	1	WI	2021/1/6	2022/1/5
ETSTW-GSM 021	Band Reject Filter	WRCD1879.5/1880.5-1875.5/1884.5-32/5SS	3	WI	2021/1/6	2022/1/5
ETSTW-GSM 022	Band Reject Filter	WRCT901.9/903.1-904.25-50/8SS	1	WI	2021/1/6	2022/1/5
ETSTW-GSM 023	Power Divider	4901.19.A	None	SUHNER	2020/9/8	2021/9/7
ETSTW-GSM 024	Radio Communication Analyzer	MT8821C	None	Anritsu	2021/4/1	2022/3/31
ETSTW-GSM 025	Band Reject Filter	BRM19835	001	Micro-Tronics	2020/8/7	2021/8/6
ETSTW-Cable 011	SMA to N type Cable	RGU-400	None	THERMAX	Pre-test Use NCR	
ETSTW-Cable 016	BNC Cable	Switch Box	B Cable 1	Schwarz beck	2021/2/19	2022/2/18
ETSTW-Cable 017	BNC Cable	X Cable	B Cable 2	Schwarz beck	2021/2/19	2022/2/18
ETSTW-Cable 018	BNC Cable	Y Cable	B Cable 3	Schwarz beck	2021/2/19	2022/2/18
ETSTW-Cable 019	BNC Cable	Z Cable	B Cable 4	Schwarz beck	2021/2/19	2022/2/18
ETSTW-Cable 020	N TYPE Cable	OATS Cable 1	N30N30-L335-15M	JYE BAO CO.,LTD.	2021/6/22	2022/6/21
ETSTW-Cable 027	Microwave Cable	SUCOFLEX 104	279083	HUBER+SUHNER	2021/5/5	2022/5/4
ETSTW-Cable 028	Microwave Cable	FA147A0015M2020	30064-2	UTIFLEX	2020/9/17	2021/9/16
ETSTW-Cable 029	Microwave Cable	FA147A0015M2020	30064-3	UTIFLEX	2020/9/17	2021/9/16
ETSTW-Cable 030	Microwave Cable	SUCOFLEX 104 (S Cable 9)	279067	HUBER+SUHNER	2021/2/19	2022/2/18



# Worldwide Testing Services(Taiwan) Co., Ltd.

Registration number: W6M22106-21038-C-1

FCC ID: GX9VRA1F1919

ETSTW-Cable 043	Microwave Cable	SUCOFLEX 104	317576	HUBER+SUHNER	2021/5/5	2022/5/4
ETSTW-Cable 047	Microwave Cable	SUCOFLEX 104	325518	HUBER+SUHNER	2021/7/2	2022/7/1
ETSTW-Cable 058	Microwave Cable	SUCOFLEX 104	none	HUBER+SUHNER	2021/6/4	2022/6/3
ETSTW-Cable 064	Microwave Cable	SUCOFLEX 104	MY28891	HUBER+SUHNER	2021/5/5	2022/5/4
ETSTW-Cable 071	N TYPE CABLE	EMCCFD400-NM-NM-25000	170239	EMCI	2021/6/4	2022/6/3
ETSTW-Cable 072	SMA type cable (8m)	SUCOFLEX 104	805800/4	HUBER+SUHNER	2021/5/5	2022/5/4
ETSTW-Cable 074	SMA type cable (2m)	SUCOFLEX 104	802563/4	HUBER+SUHNER	2021/5/5	2022/5/4
WTSTW-SW 002	EMI TEST SOFTWARE	EZ EMC	None	Farad	Version ETS-03A1	
WTSTW-SW 006	EMI TEST SOFTWARE	e3	None	AUDIX	Version 9.161014	
WTSTW-SW 008	Signal studio	Agilent	None	AUDIX	Version 2.0.0.1	
ETSTW-TH 002	Thermohygrometer	608-H1	45204317	Testo	2020/9/23	2021/9/22
ETSTW-TH 003	Wireless weather station	GAIA	N/A	TFA	2020/12/3	2021/12/2



Registration number: W6M22106-21038-C-1

FCC ID: GX9VRA1F1919

## 2.4 General Test Procedure

**POWER LINE CONDUCTED INTERFERENCE:** The procedure used was ANSI STANDARD C63.10-2013 6.2 using a LISN (if necessary). Both lines were observed. The bandwidth of the spectrum analyzer was 10 kHz with an appropriate sweep speed.

**RADIATION INTERFERENCE:** The test procedure used was according to ANSI STANDARD C63.10-2013 6.3 employing a spectrum analyzer. For investigated frequency is equal to or below 1GHz, the RBW and VBW of the spectrum analyzer was 100 kHz and 100kHz respectively with an appropriate sweep speed. For investigated frequency is above 1GHz, both of RBW and VBW of the spectrum analyzer were 1 MHz with an appropriate sweep speed. The analyzer was calibrated in dB above a microvolt at the output of the antenna. The ambient temperature of the UUT was 23°C with a humidity of 40 %.

**FORMULA OF CONVERSION FACTORS:** The Field Strength at 3m was established by adding the meter reading of the spectrum analyzer (which is set to read in units of dB $\mu$ V) to the antenna correction factor supplied by the antenna manufacturer. The antenna correction factors are stated in terms of dB.

Example:

Freq (MHz)      METER READING + ACF + CABLE LOSS (to the receiver) = FS

33                      20 dB $\mu$ V + 10.36 dB + 6 dB = 36.36 dB $\mu$ V/m @3m

The EUT was placed on a table 80 cm high and with dimensions of 1m by 1.5m (non metallic table) and arranged according to ANSI C63.10-2013 6.2.2. The table used for radiated measurements is capable of continuous rotation. The spectrum was scanned from 30 MHz to the frequency specified as follows:

- (1) If the intentional radiator operates below 10 GHz: to the tenth harmonic of the highest fundamental frequency or to 40 GHz, whichever is lower.
- (2) If the intentional radiator operates at or above 10 GHz and below 30 GHz: to the fifth harmonic of the highest fundamental frequency or to 100 GHz, whichever is lower.
- (3) If the intentional radiator operates at or above 30 GHz: to the fifth harmonic of the highest fundamental frequency or to 200 GHz, whichever is lower, unless specified otherwise elsewhere in the rules.
- (4) If the intentional radiator contains a digital device, regardless of whether this digital device controls the functions of the intentional radiator or the digital device is used for additional control or function purposes other than to enable the operation of the intentional radiator, the frequency range shall be investigated up to the range specified in paragraphs (a)(1)-(a)(3) of this section or the range applicable to the digital device, as shown in paragraph (b)(1) of this Section, whichever is the higher frequency range of investigation.

For hand-held devices, a exploratory test was performed with three (3) orthogonal planes to determine the highest emissions.

When an emission was found, the table was rotated to produce the maximum signal strength. At this point, the antenna was raised and lowered from 1m to 4m. The antenna was placed in both the horizontal and vertical planes.



## **Worldwide Testing Services(Taiwan) Co., Ltd.**

Registration number: W6M22106-21038-C-1

FCC ID: GX9VRA1F1919

When the radiated emission limits are expressed in terms of the average value of the emission, and pulsed operation is employed, the measurement field strength shall be determined by averaging over one complete pulse train, including blanking intervals, as long as the pulse train does not exceed 0.1 seconds. As an alternative (provided the transmitter operates for longer than 0.1 seconds) or in cases where the pulse train exceeds 0.1 seconds, the measured field strength shall be determined from the average absolute voltage during a 0.1 second interval during which the field strength is at its maximum value.

The formula is as follows:

Average = Peak + Duty Factor

Duty Factor =  $20 \log (\text{dwell time}/T)$

T = 100ms when the pulse train period is over 100 ms or the period of the pulse train.

Modified Limits for peak according to 15.35 (b) = Max Permitted average Limits + 20dB

ANSI STANDARD C63.10-2013 B.2.7: Any measurements that utilize special test software shall be indicated and referenced in the test report. During testing, test software 'EZ EMC' was used for setting up different operation modes.



# Worldwide Testing Services(Taiwan) Co., Ltd.

Registration number: W6M22106-21038-C-1

FCC ID: GX9VRA1F1919

## **3 Test results (enclosure)**

TEST CASE	Para. Number	Required	Test passed	Test failed
Peak Output Power	15.247(b)	<input checked="" type="checkbox"/>	<input checked="" type="checkbox"/>	<input type="checkbox"/>
Equivalent radiated Power	15.247(b)	<input checked="" type="checkbox"/>	<input checked="" type="checkbox"/>	<input type="checkbox"/>
Spurious Emissions radiated – Transmitter operating	15.247(d)	<input checked="" type="checkbox"/>	<input checked="" type="checkbox"/>	<input type="checkbox"/>
Spurious Emissions conducted – Transmitter operating	15.247	<input type="checkbox"/>	<input type="checkbox"/>	<input type="checkbox"/>
Carrier Frequency Separation	15.247(a) (1)	<input checked="" type="checkbox"/>	<input checked="" type="checkbox"/>	<input type="checkbox"/>
Number of Hopping Frequencies	15.247(a) (1)(i)	<input checked="" type="checkbox"/>	<input checked="" type="checkbox"/>	<input type="checkbox"/>
Time of Occupancy (Dwell Time)	15.247(a) (1)(i)	<input checked="" type="checkbox"/>	<input checked="" type="checkbox"/>	<input type="checkbox"/>
20 dB Bandwidth	15.247(a) (1)(i)	<input checked="" type="checkbox"/>	<input checked="" type="checkbox"/>	<input type="checkbox"/>
Band-edge Compliance of RF Emission	15.247(d)	<input checked="" type="checkbox"/>	<input checked="" type="checkbox"/>	<input type="checkbox"/>
Radiated Emission from Receiver Part	15.109	<input type="checkbox"/>	<input type="checkbox"/>	<input type="checkbox"/>
Power Line Conducted Emission	15.207(a)	<input type="checkbox"/>	<input type="checkbox"/>	<input type="checkbox"/>

The follows is intended to leave blank.



Registration number: W6M22106-21038-C-1

FCC ID: GX9VRA1F1919

## 3.1 Peak Output Power (transmitter)

FCC Rule: 15.247

This measurement applies to equipment with an integral antenna and to equipment with an antenna connector and equipped with an antenna as declared by the applicant.

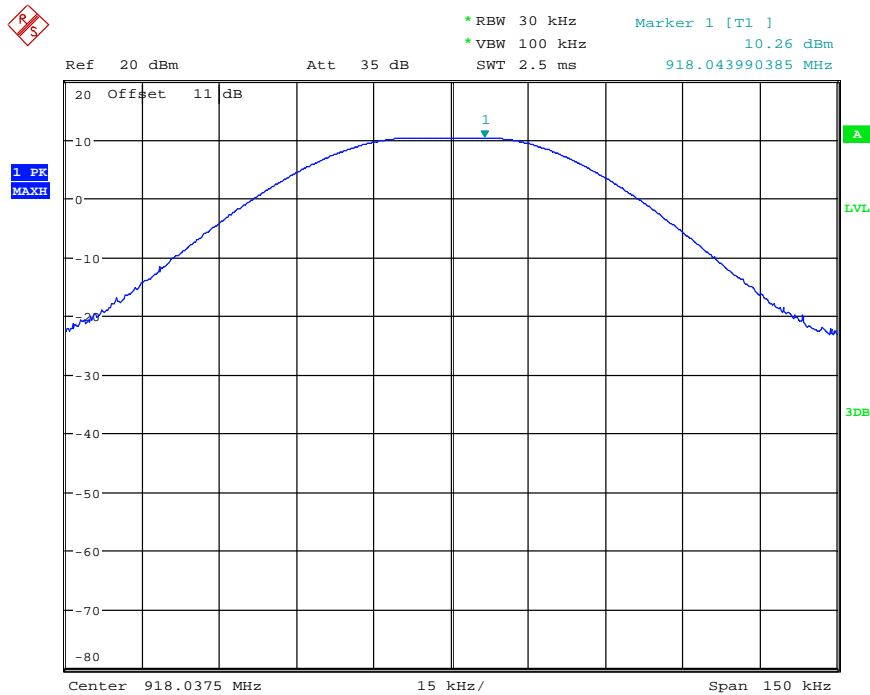
The power was measured with modulation (declared by the applicant).

Test date: July 01, 2021

Temperature: 25.3 °C


Humidity: 48.5 %

Tester: Kent



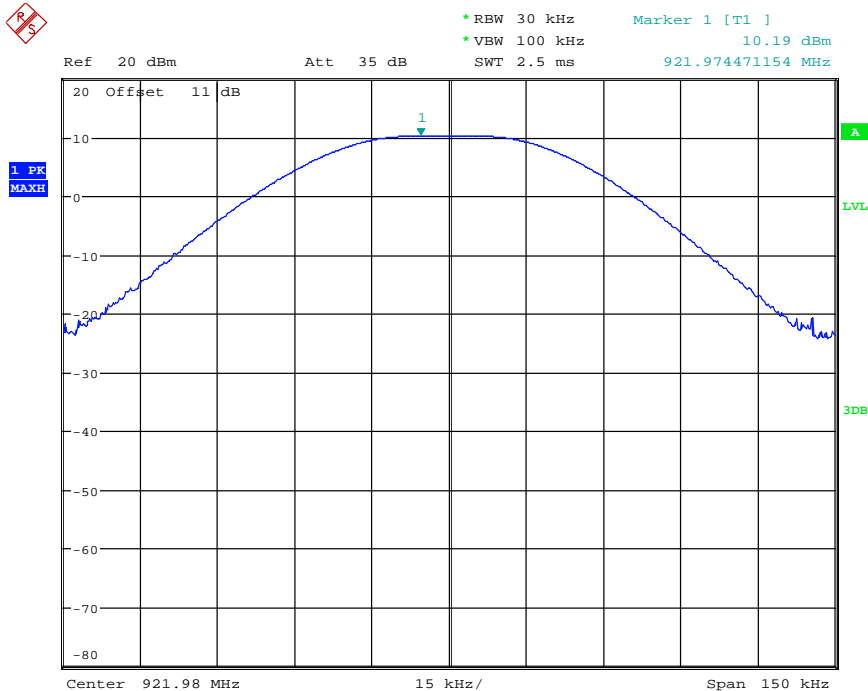
MAX OUTPUT POWER

Date: 1.JUL.2021 14:29:58



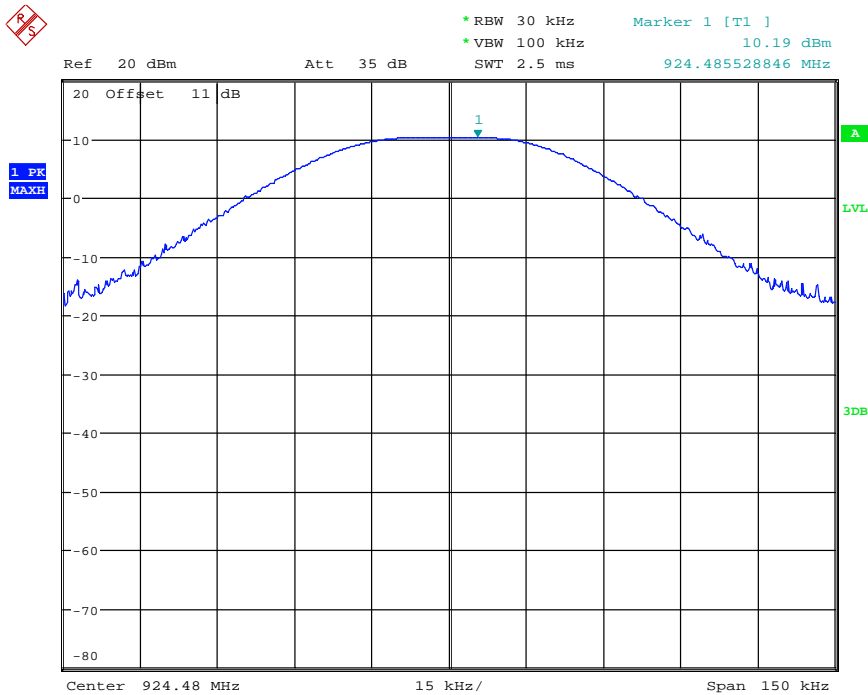
# Worldwide Testing Services(Taiwan) Co., Ltd.

Registration number: W6M22106-21038-C-1  
FCC ID: GX9VRA1F1919



MAX OUTPUT POWER

Date: 1.JUL.2021 14:30:29



MAX OUTPUT POWER

Date: 1.JUL.2021 14:30:56



Registration number: W6M22106-21038-C-1  
 FCC ID: GX9VRA1F1919

**Maximum Peak Output Power**

Limits:

Frequency MHz	Number of hopping channels			
	$\geq 75$	$\geq 50$	$49 \geq 25$	$74 \geq 15$
902-928	--	30 dBm	24 dBm	--
2400-2483.5 MHz	30 dBm	--	--	21 dBm
5725-5850 MHz	30 dBm	--	--	--

In case of employing transmitter antennas having antenna gain >dBi and using fixed point-to point operation consider §15.247 (b)(4).

Test equipment used: ETSTW-RE 055, ETSTW-RE 050, ETSTW-RE 064





# Worldwide Testing Services(Taiwan) Co., Ltd.

Registration number: W6M22106-21038-C-1  
 FCC ID: GX9VRA1F1919

### 3.2 Equivalent Isotropic Radiated Power (EIRP)

FCC Rule: 15.247(b)(3)

EIRP = max. conducted output power + antenna gain  
 EIRP = 10.26 dB + (-2.13) dBi [antenna gain claimed by manufacturer]= 8.13 dBm = 6.50 mW

Test equipment used: ETSTW-RE 055

### 3.3 Exemption Limits for Routine Evaluation according to 47 CFR FCC Part 2 Subpart J, section 2.1091

FCC OET Bulletin 65 Edition 97.01 determines the equations for predicting RF fields and applicable limits.

The prediction for power density in the far-field but will over-predict power density in the near field, where it could be used for walking a “worst case” or conservative prediction.

Systems operating under the provisions of this section shall be operated in a manner that ensures that the public is not exposed to radio frequency energy levels in excess limit for maximum permissible exposure. In accordance with 47 CFR FCC Part 2 Subpart J, section 2.1091 this device has been defined as a mobile device whereby a distance of 20 cm normally can be maintained between the user and the device.

#### MPE Calculation Method

##### (A) Limits for Occupational/Controlled Exposure

Frequency Range (MHz)	Electric Field Strength (E) (V/m)	Magnetic Field Strength (H) (A/m)	Power Density (S) (mW/cm <sup>2</sup> )	Averaging Time (minutes)
0.3-3.0	614	1.63	(100)*	6
3.0-30	1842/f	4.89/f	(900/f <sup>2</sup> )*	6
30-300	61.4	0.163	1.0	6
300-1500	--	--	f/300	6
1500-100,000	--	--	5	6

##### (B) Limits for General Population/Uncontrolled Exposure

Frequency Range (MHz)	Electric Field Strength (E) (V/m)	Magnetic Field Strength (H) (A/m)	Power Density (S) (mW/cm <sup>2</sup> )	Averaging Time (minutes)
0.3-1.34	614	1.63	(100)*	30
1.34-30	824/f	2.19/f	(180/f <sup>2</sup> )*	30
30-300	27.5	0.073	0.2	30
300-1500	--	--	f/1500	30
1500-100,000	--	--	1.0	30

f = frequency in MHz

\*Plane-wave equivalent power density

E = Electric field (V/m) P = output power (W) G = EUT Antenna numeric gain (numeric)

d = Separation distance between radiator and human body (m)

The formula can be changed to  $Pd \cdot \frac{30 \times P \times G}{377 \times d^2}$  mW/cm<sup>2</sup>.



## ***Worldwide Testing Services(Taiwan) Co., Ltd.***

Registration number: W6M22106-21038-C-1  
FCC ID: GX9VRA1F1919  
Established separation distance is 20 cm.  
Operating frequency band : 918.0375-924.48 MHz

The product meets RF exposure requirement.  
Because the power density of  $0.0013 \text{ mW/cm}^2$  at 918.0375 MHz is below the power density limit of  $0.6120 \text{ mW/cm}^2$ .



Registration number: W6M22106-21038-C-1  
FCC ID: GX9VRA1F1919

### **3.4 Transmitter Radiated Emissions in restricted Bands**

FCC Rules: 15.247 (d), 15.205, 15.209, 15.35

Radiated emission measurements were performed from 30 MHz to 26000 MHz.

For radiated emission tests, the analyzer setting was as followings:

RES BW VID BW

Frequency <1 GHz 100 kHz 100 kHz (Peak measurements)

Frequency >1 GHz 1 MHz 1 MHz (Peak measurements)

1 MHz 1 MHz (Average measurements)

Limits:

For frequencies below 1GHz :

Frequency of Emission (MHz)	Field strength (microvolts/meter)	Field Strength (dB microvolts/meter)
30 – 88	100	40.0
88 – 216	150	43.5
216 – 960	200	46.0
Above 960	500	54.0

For frequencies above 1GHz (Average measurements).

Guidance on Measurement of FHSS Systems:

“If the emission is pulsed, modify the unit for continues operation , use the settings shown above, then correct the reading by subtracting the peak-average correction factor, derived from the appropriate duty cycle calculation.” Here the correction was added to the limit instead subtracted from the reading.

Duty cycle correction =  $20 \log (\text{dwell time}/100\text{ms})$

For frequencies above 1GHz (Average measurements).

Limit – duty cycle correction

No duty cycle correction was added to the reading.

54.0dB $\mu$ V/m

For frequencies above 1GHz (Peak measurements).

Limit + 20dB

54.0dB $\mu$ V/m + 20 dB= 74 dB $\mu$ V/m

Test equipment used: ETSTW-RE 004, ETSTW-RE 030, ETSTW-RE 062, ETSTW-RE 142,  
ETSTW-RE 147, ETSTW-RE 064

Explanation: See attached diagrams in appendix.



# Worldwide Testing Services(Taiwan) Co., Ltd.

Registration number: W6M22106-21038-C-1  
 FCC ID: GX9VRA1F1919

### 3.5 Spurious emissions (tx)

Spurious emission was measured with modulation (declared by manufacturer).

In any 100 kHz bandwidth outside the frequency band in which the intentional radiator is operating, the radio frequency power that is produced by the intentional radiator shall be at least 20dB below that in the 100 kHz bandwidth within the band that contains the highest level of the desired power, based on either an RF conducted or a radiated measurement. Attenuation below the general limits specified in § 15.209(a) is not required. In addition, radiated emissions which fall in the restricted bands, as defined in § 15.205(a), must also comply with the radiated emission limits specified in § 15.209(a) (see § 15.205(c))

SAMPLE CALCULATION OF LIMIT. All results will be updated by an automatic measuring system in accordance to point 2.3.

Calculation of test results:

Such factors like antenna correction, cable loss, external attenuation etc. are already included in the provided measurement results. This is done by using validated test software and calibrated test system according the accreditation requirements.

The peak and average spurious emission plots was measured with the average limits.

In the Table being listed the critical peak and average value an exhibit the compliance with the above calculated Limits.

If in the column's correction factor states a value then the max. Field strength in the same row is corrected by a value gained from the "Marker-Delta-Method" or the „Duty-Cycle Correction Factor“.

### Summary table with radiated data of the test plots

Model: VRA-1 Date: --  
 Mode: -- Temperature: -- °C Engineer: --  
 Polarization: Horizontal Humidity: -- %

Frequency (MHz)	Reading (dBuV)	Detector	Factor (dB)	Result (dBuV/m)	Limit (dBuV/m)	Margin (dB)	Table Degree (Deg.)	Ant. High (cm)
--	--	--	--	--	--	--	--	--
--	--	--	--	--	--	--	--	--

Frequency (MHz)	Reading (dBuV)		Factor (dB) Corr.	Result (dBuV/m)		Limit (dBuV/m)		Margin (dB)	Table Degree (Deg.)	Ant. High (cm)
	Peak	Ave.		Peak	Ave.	Peak	Ave.			
--	--	--	--	--	--	--	--	--	--	--
--	--	--	--	--	--	--	--	--	--	--
--	--	--	--	--	--	--	--	--	--	--
--	--	--	--	--	--	--	--	--	--	--



# Worldwide Testing Services(Taiwan) Co., Ltd.

Registration number: W6M22106-21038-C-1  
 FCC ID: GX9VRA1F1919

Polarization: Vertical

Frequency (MHz)	Reading (dBuV)	Detector	Factor (dB)	Result (dBuV/m)	Limit (dBuV/m)	Margin (dB)	Table Degree (Deg.)	Ant. High (cm)
--	--	--	--	--	--	--	--	--
--	--	--	--	--	--	--	--	--

Frequency (MHz)	Reading (dBuV)		Factor (dB) Corr.	Result (dBuV/m)		Limit (dBuV/m)		Margin (dB)	Table Degree (Deg.)	Ant. High (cm)
	Peak	Ave.		Peak	Ave.	Peak	Ave.			
--	--	--	--	--	--	--	--	--	--	--
--	--	--	--	--	--	--	--	--	--	--
--	--	--	--	--	--	--	--	--	--	--
--	--	--	--	--	--	--	--	--	--	--

- Note**
1. Correction Factor = Antenna factor + Cable loss - Preamplifier
  2. The formula of measured value as: Test Result = Reading + Correction Factor
  3. Detector function in the form : PK = Peak, QP = Quasi Peak, AV = Average
  4. All not in the table noted test results are more than 20 dB below the relevant limits.
  5. Please see attached diagrams in appendix.

All other not noted test plots do not contain significant test results in relation to the limits.

**TEST RESULT (Transmitter):** The unit DOES meet the FCC requirements.

Test equipment used: ETSTW-RE 030, ETSTW-RE 111, ETSTW-RE 088, ETSTW-RE 018, ETSTW-RE 064



Registration number: W6M22106-21038-C-1  
FCC ID: GX9VRA1F1919

### 3.6 Carrier Frequency Separation

Carrier Frequency Separation was measured with modulation (declared by manufacturer).

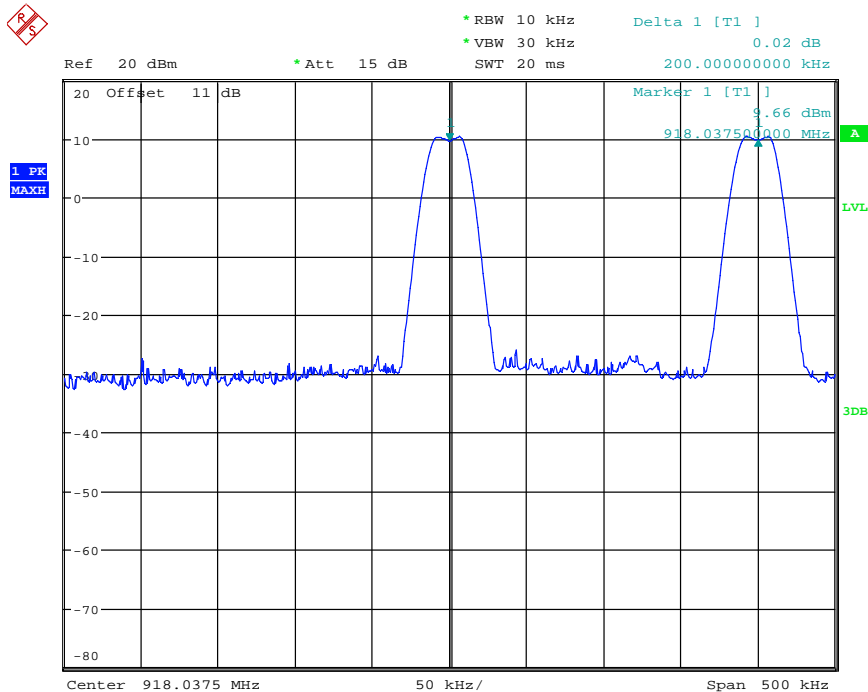
According to FCC rules part 15 subpart C §15.247 frequency hopping systems shall have hopping channel carrier frequencies separated by a minimum of 25 kHz or 20 dB bandwidth of the hopping channel, whichever is greater.

Test date: July 01, 2021

Temperature: 25.3 °C


Humidity: 48.5 %

Tester: Kent



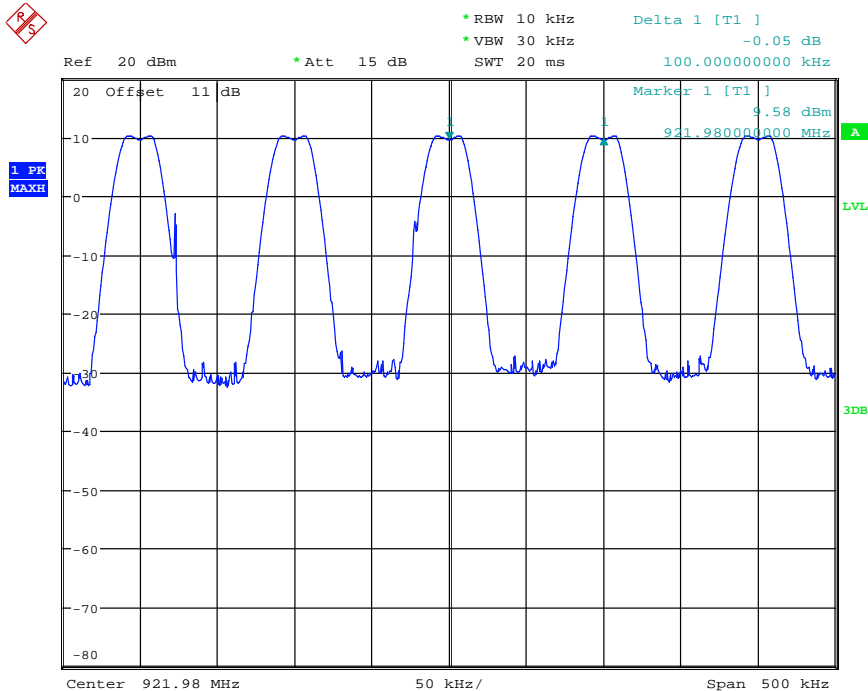
FREQUENCY SEPARATION

Date: 1.JUL.2021 14:35:36



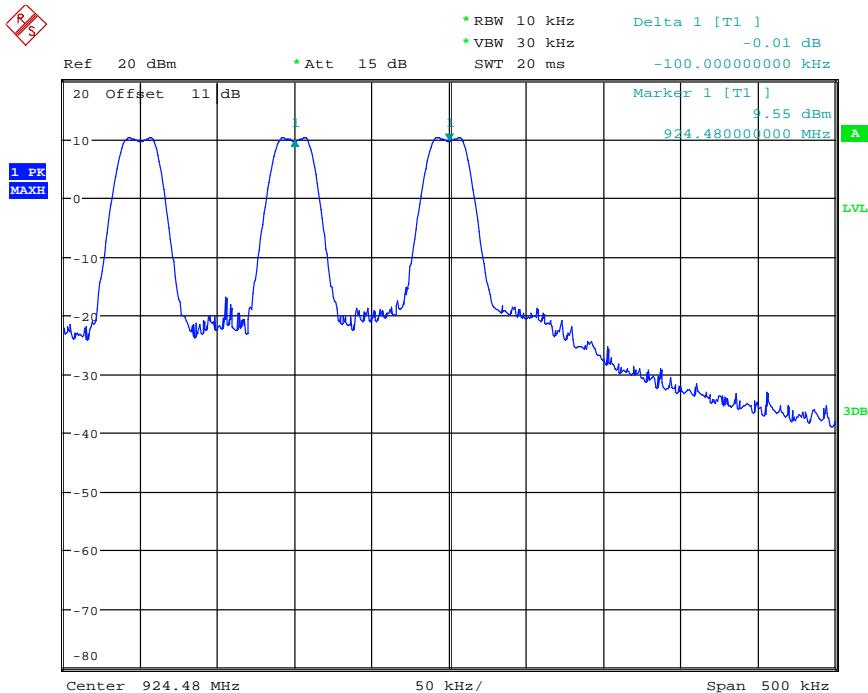
# Worldwide Testing Services(Taiwan) Co., Ltd.

Registration number: W6M22106-21038-C-1  
FCC ID: GX9VRA1F1919



FREQUENCY SEPARATION

Date: 1.JUL.2021 14:36:11



FREQUENCY SEPARATION

Date: 1.JUL.2021 14:36:45



# Worldwide Testing Services(Taiwan) Co., Ltd.

Registration number: W6M22106-21038-C-1

FCC ID: GX9VRA1F1919

**Limits:**

Frequency Range MHz	Limits	
	20 dB bandwidth < 25 kHz	20 dB bandwidth > 25 kHz
902-928	25 kHz	20 dB bandwidth
2400-2483.5 5725-5850.0	25 kHz	20 dB bandwidth

Test equipment used: ETSTW-RE 055, ETSTW-RE 064





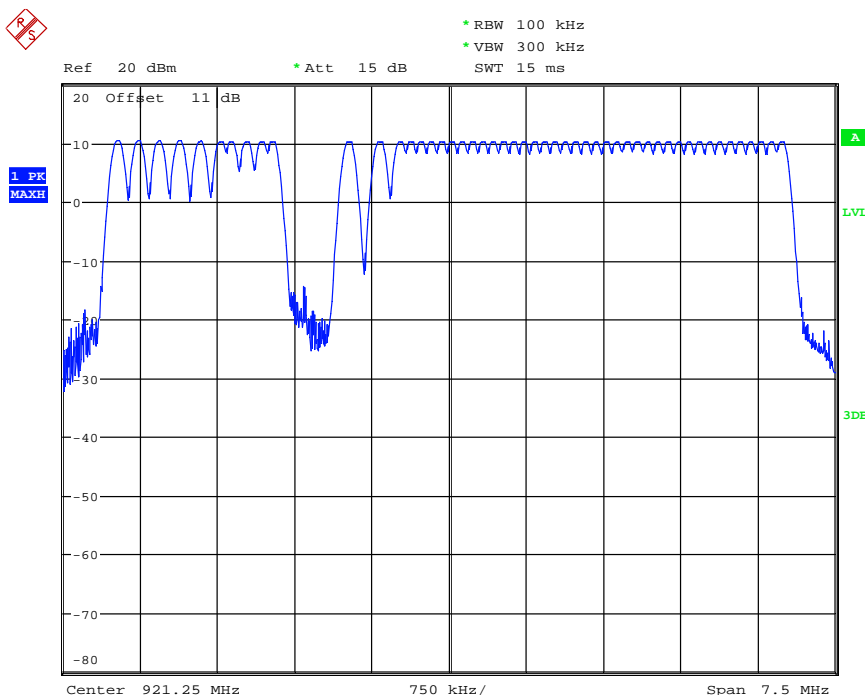
Registration number: W6M22106-21038-C-1  
 FCC ID: GX9VRA1F1919

### 3.7 Number of Hopping Frequencies

According to FCC rules part 15 subpart C §15.247 frequency hopping systems operating in the 2400-2483.5 MHz band shall use at least 15 hopping frequencies. Frequency hopping systems in 5725-5850 MHz bands shall use least 75 hopping frequencies.

For frequency hopping systems operating in the 902-928 MHz band: if the 20dB bandwidth of the hopping channel is less than 250 kHz, the system shall use at least 50 hopping frequencies; if the 20dB bandwidth of the hopping channel 250 kHz or greater, the system shall use at least 25 hopping frequencies.

Test date: July 01, 2021  
 Temperature: 25.3 °C  
 Humidity: 48.5 %  
 Tester: Kent



NUMBER OF HOPPING  
 Date: 1.JUL.2021 14:41:16

### Limits:

Frequency Range MHz	Limit	
	20dB Bandwidth	Number of Channels
902-928 MHz	Bandwidth < 250 kHz	≥ 50
	Bandwidth ≥ 250 kHz	≥ 25
2400-2483.5	not defined	15
5725-5850.0 MHz	1 MHz	75

Test equipment used: ETSTW-RE 055, ETSTW-RE 064



Registration number: W6M22106-21038-C-1  
FCC ID: GX9VRA1F1919

### **3.7.1 Pseudorandom Frequency Hopping Sequence**

The generation of the hopping sequence is determined by the Bluetooth core specification and complies with the FCC requirements.

### **3.7.2 Coordination of hopping sequences to other transmitters**

According to the Bluetooth core specification such a coordination is not possible. During scatternet function only one of the two hopping sequences will be used at a definite moment.

### **3.7.3 System Receiver Hopping Capability**

According to the Bluetooth core specification. The system receivers shift frequencies in synchronization with the transmitted signals.



Registration number: W6M22106-21038-C-1  
FCC ID: GX9VRA1F1919

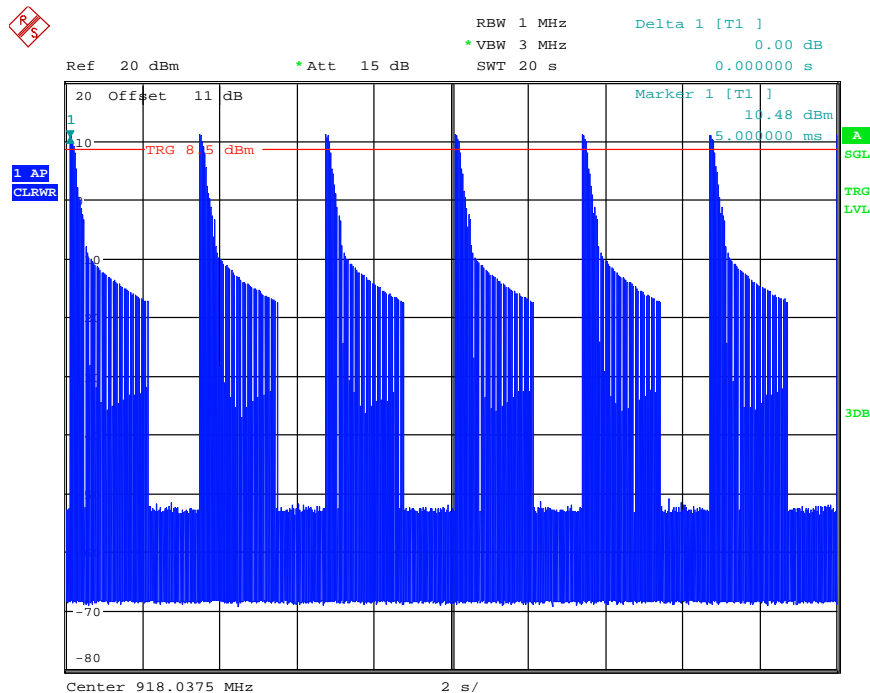
### 3.8 Time of Occupancy (Dwell Time)

Frequency hopping systems operating in the 5725-5850 MHz band shall use an average time of occupancy on any frequency not greater than 0.4 seconds within a 30 second period.


In 2400-2483.5 MHz band the average time of occupancy on any channel shall not be greater than 0.4 seconds multiplied by the number of hopping channels employed.

For frequency hopping systems operating in the 902-928 MHz band: if the 20dB bandwidth of the hopping channel is less than 250 kHz, the average time of occupancy on any frequency shall not greater than 0.4 seconds within a 20 second period; if the 20dB bandwidth of the hopping channel is 250 kHz or greater, the average time of occupancy on any frequency shall not be greater than 0.4 seconds within a 10 second period.

Test date: July 01, 2021  
Temperature: 25.3 °C  
Humidity: 48.5 %  
Tester: Kent

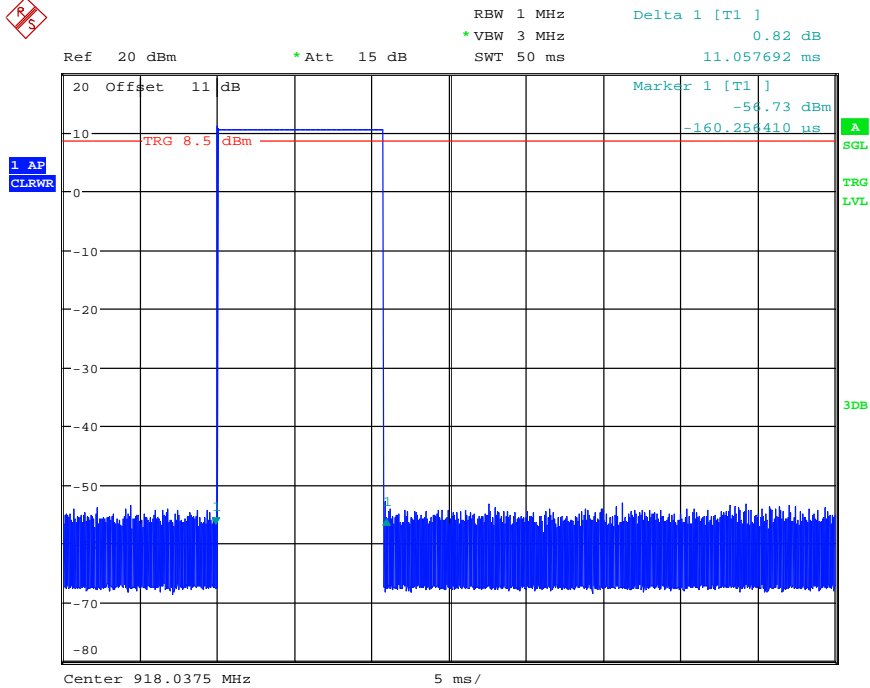


DWELL TIME  
Date: 1.JUL.2021 14:55:27

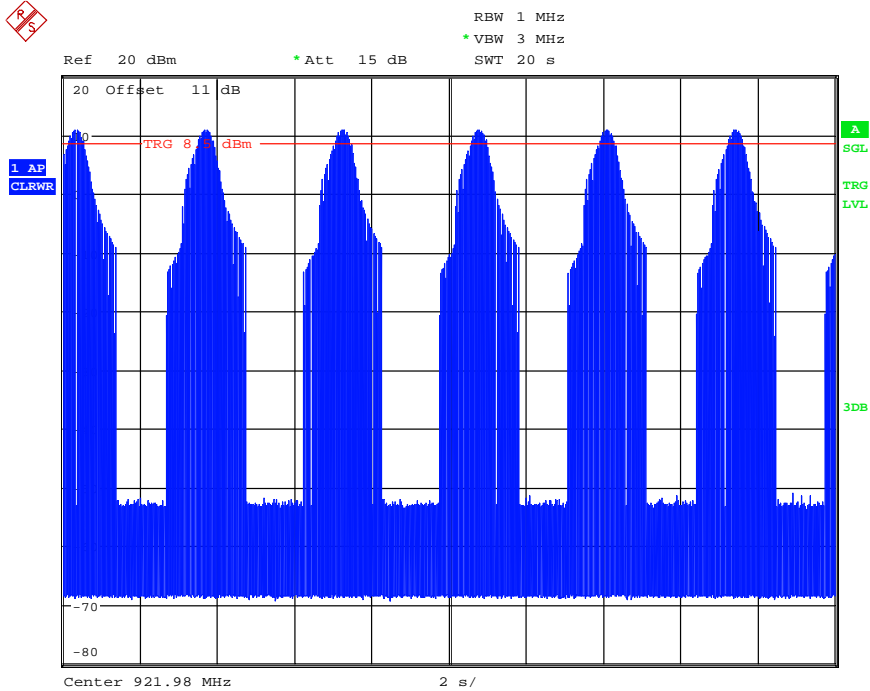


# Worldwide Testing Services(Taiwan) Co., Ltd.


Registration number: W6M22106-21038-C-1  
FCC ID: GX9VRA1F1919



DWELL TIME(11.057ms \* 6 event = 66.342ms)  
Date: 1.JUL.2021 15:02:37

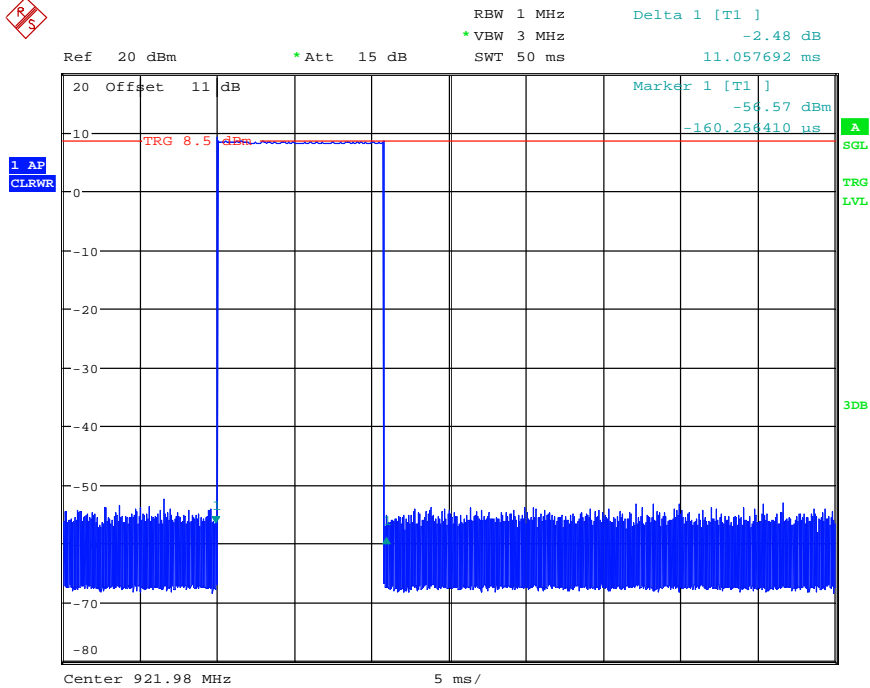


DWELL TIME  
Date: 1.JUL.2021 14:57:57

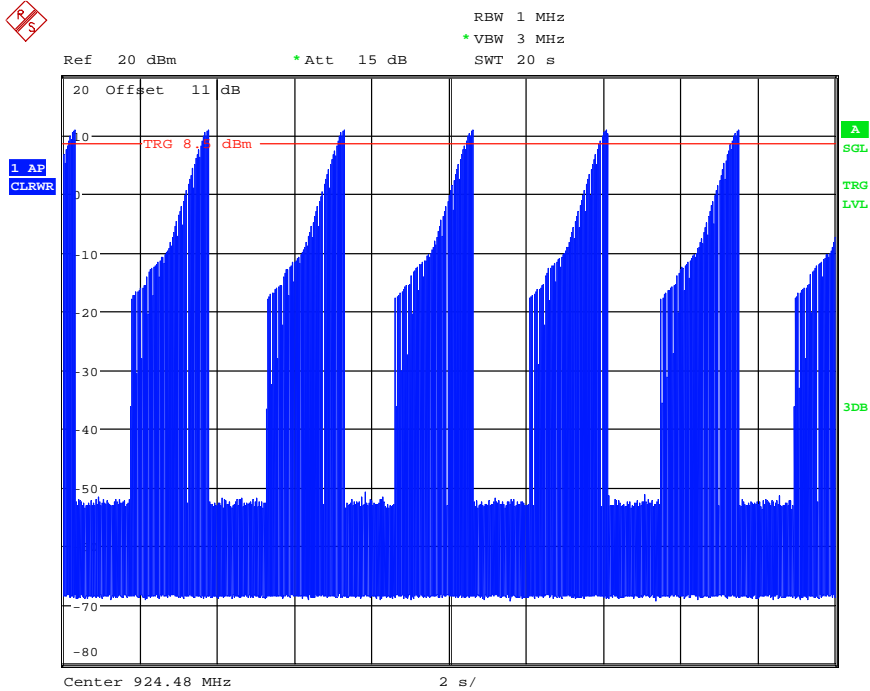


# Worldwide Testing Services(Taiwan) Co., Ltd.

Registration number: W6M22106-21038-C-1  
FCC ID: GX9VRA1F1919



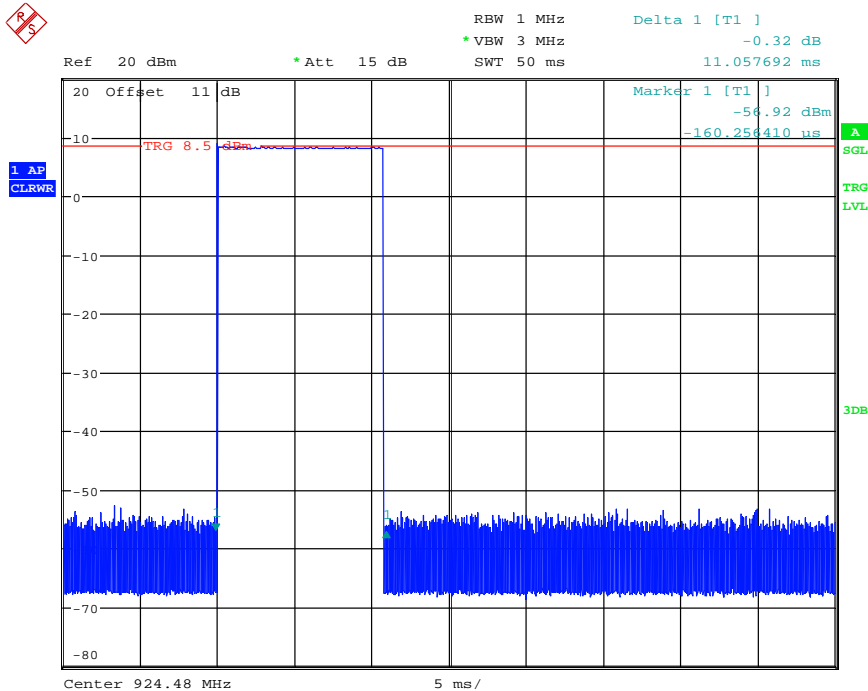
DWELL TIME(11.057ms \* 6 event = 66.342ms)  
Date: 1.JUL.2021 15:02:03



DWELL TIME  
Date: 1.JUL.2021 14:59:29



Registration number: W6M22106-21038-C-1  
 FCC ID: GX9VRA1F1919



DWELL TIME(11.057ms \* 6 event = 66.342ms)  
 Date: 1.JUL.2021 15:01:34

### Limits and measurement periods:

Frequency MHz	Number of channels	Measurement Periode	Limit
902 – 928	≥50	20 s	0.4 s
	49 ≥ 25	10 s	0.4 s
2400 – 2483.5	≥ 15	0.4 s * number of used channels	0.4 s
5725- 5850	≥ 75	30 s	0.4s

Test equipment used: ETSTW-RE 055, ETSTW-RE 064



Registration number: W6M22106-21038-C-1  
FCC ID: GX9VRA1F1919

## 3.9 20dB Bandwidth

Frequency hopping systems operating in the 5725-5850 MHz bands shall use a maximum 20dB bandwidth of 1 MHz.

The 20dB bandwidth is measured on the lowest, middle and highest hopping channel.

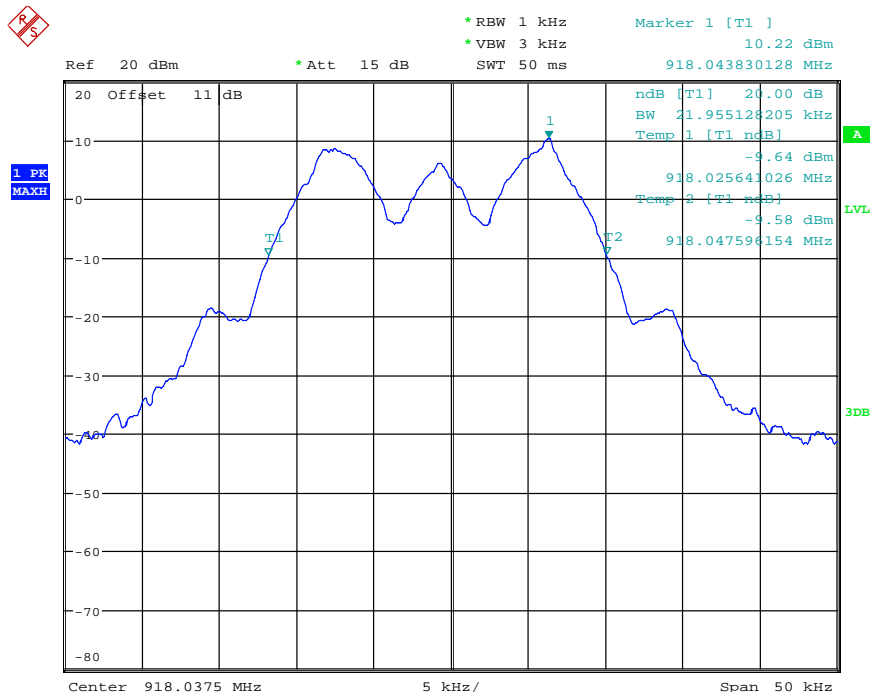
For frequency hopping systems operating in the 902-928 MHz band the maximum 20dB bandwidth of the hopping channel is 500 kHz.

Test date: July 01, 2021

Temperature: 25.3 °C


Humidity: 48.5 %

Tester: Kent



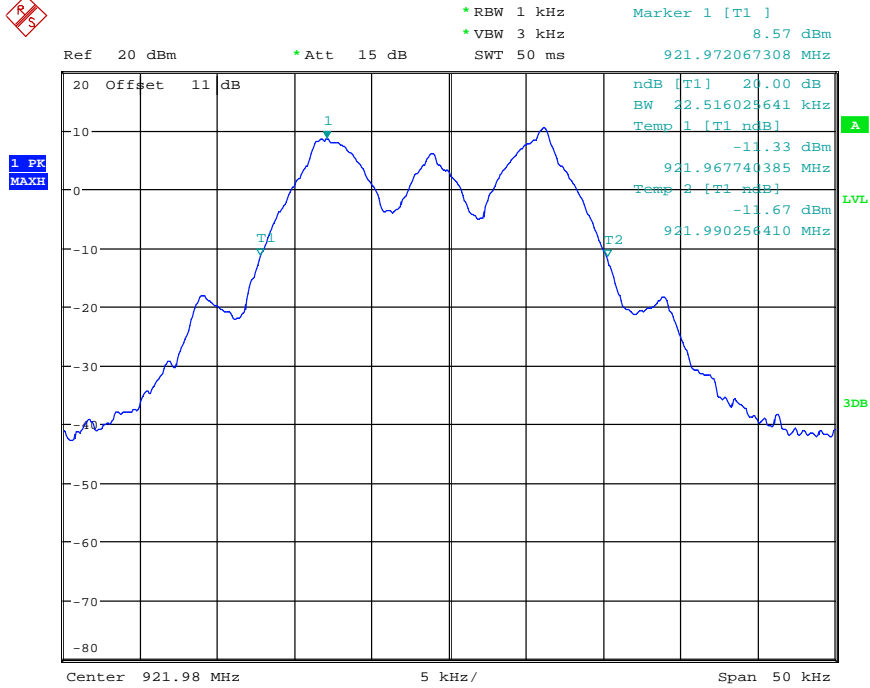
20DB BANDWIDTH

Date: 1.JUL.2021 14:33:29



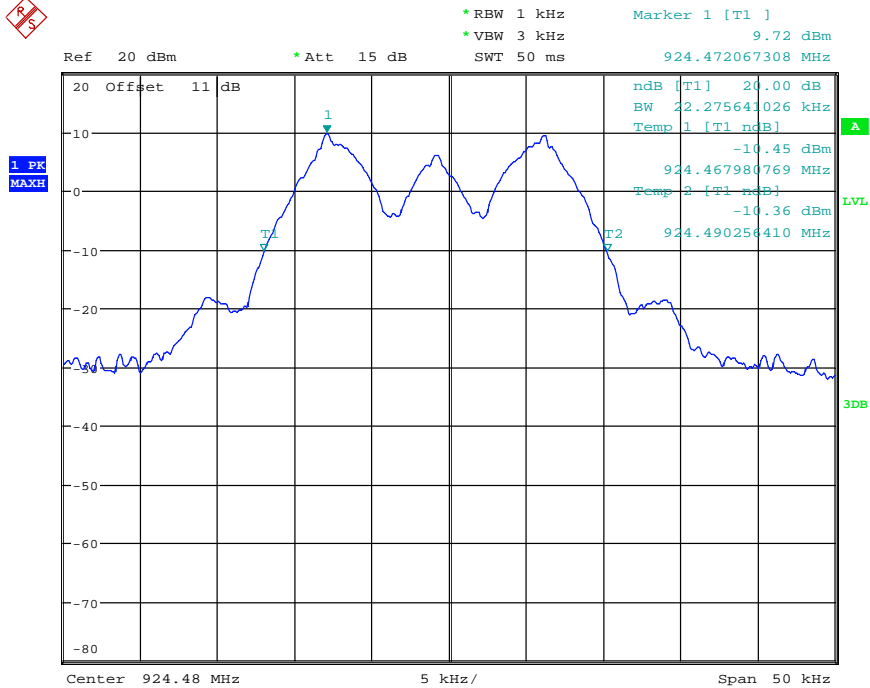
# Worldwide Testing Services(Taiwan) Co., Ltd.

Registration number: W6M22106-21038-C-1  
 FCC ID: GX9VRA1F1919



20DB BANDWIDTH


Date: 1.JUL.2021 14:34:23



20DB BANDWIDTH

Date: 1.JUL.2021 14:32:34





Registration number: W6M22106-21038-C-1

FCC ID: GX9VRA1F1919


**Limits:**

Frequency Range / MHz	Limit
902-928	$\leq 500$ kHz
2400-2483.5	not defined
5725-5850	$\leq 1$ MHz

Test equipment used: ETSTW-RE 055, ETSTW-RE 064

**3.9.1 System Receiver Input Bandwidth**

It is determined in the Bluetooth core specification. The value matches to the bandwidth of transmitter signal.



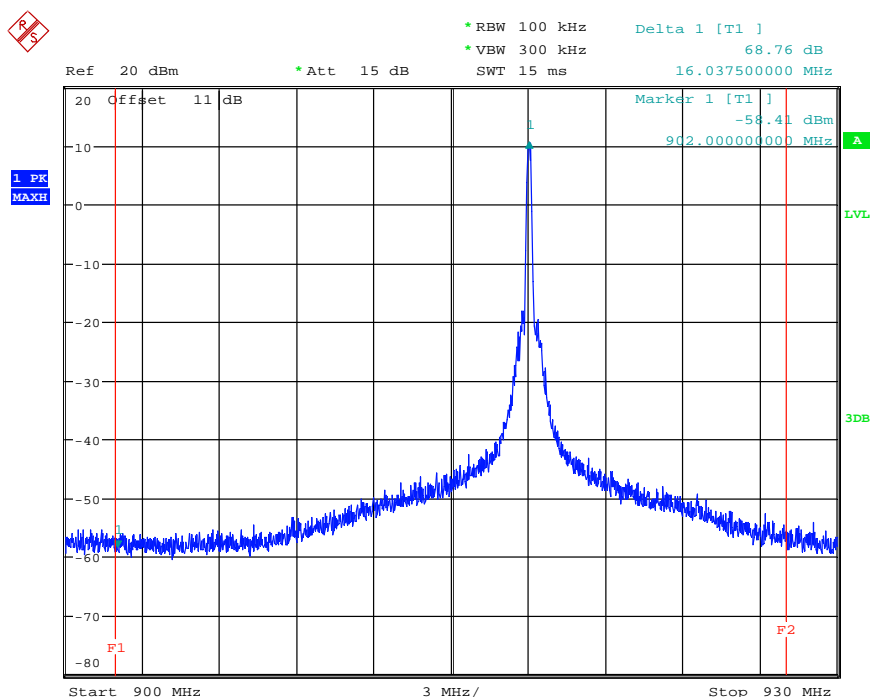
Registration number: W6M22106-21038-C-1  
FCC ID: GX9VRA1F1919

## 3.10 Band-edge Compliance of RF Emissions

According to FCC rules part 15 subpart C §15.247(c) in any 100 kHz bandwidth outside the frequency band in which the intentional radiator is operating, the radio frequency power that is produced by the intentional radiator shall be at least 20dB below that in the 100 kHz bandwidth within the band that contains the highest level of the desired power, based on either an RF conducted or a radiated measurement. Attenuation below the general limits specified in § 15.209(a) is not required.

In addition radiated emission which fall in the restricted bands, as defined in section 15.205(a), must also with the radiated emission limits.

Test date: July 01, 2021  
Temperature: 25.3 °C  
Humidity: 48.5 %  
Tester: Kent

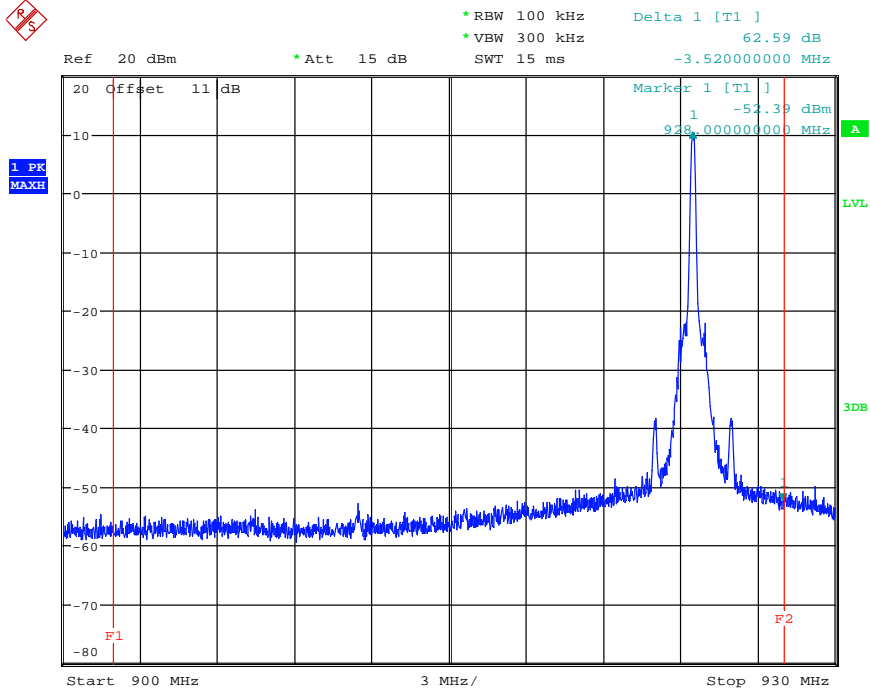


BANDEGE  
Date: 1.JUL.2021 14:43:19



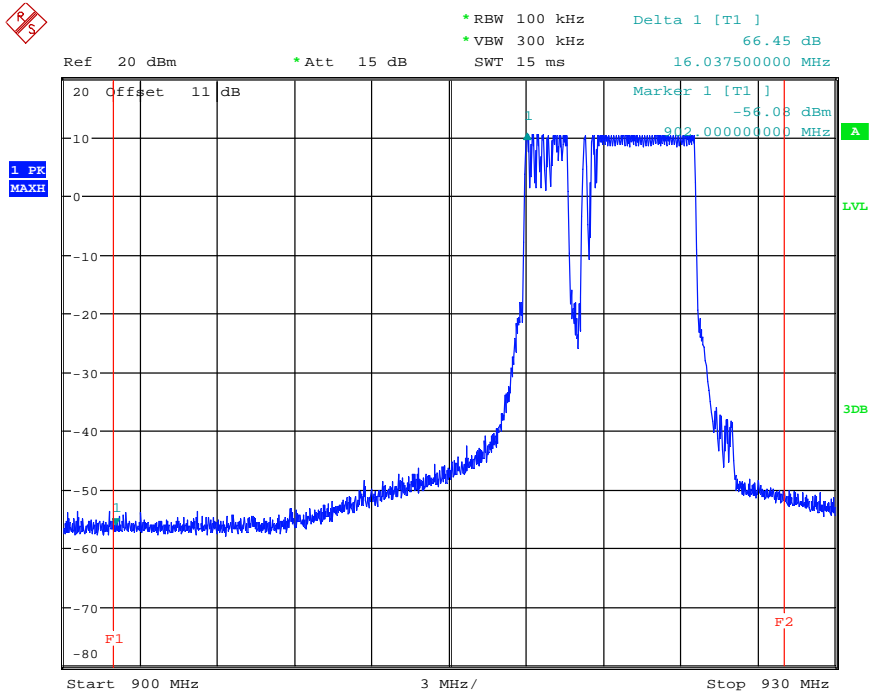
# Worldwide Testing Services(Taiwan) Co., Ltd.

Registration number: W6M22106-21038-C-1  
FCC ID: GX9VRA1F1919




BANDEDGE

Date: 1.JUL.2021 14:42:29



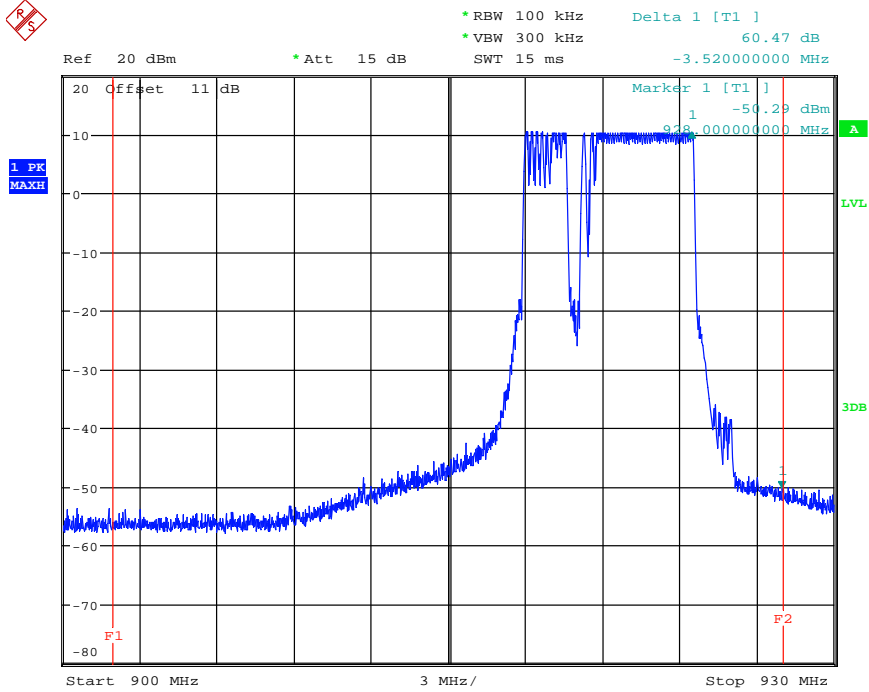
BANDEDGE HOPPING MODE

Date: 1.JUL.2021 14:46:02



# Worldwide Testing Services(Taiwan) Co., Ltd.

Registration number: W6M22106-21038-C-1  
 FCC ID: GX9VRA1F1919



BANDEDGE HOPPING MODE  
 Date: 1.JUL.2021 14:45:44

### Limits:

Frequency Range / MHz	Limit
902 - 928	- 20 dB
2400 - 2483.5	
5725 - 5850	

Test equipment used: ETSTW-RE 055, ETSTW-RE 050, ETSTW-RE 064



Registration number: W6M22106-21038-C-1

FCC ID: GX9VRA1F1919

### 3.11 Radiated Emissions from Receiver Part

#### Summary table with radiated data of the test plots

Model: VRA-1 Date: --  
 Mode: -- Temperature: -- °C Engineer: --  
 Polarization: Horizontal Humidity: -- %

Frequency (MHz)	Reading (dBuV)	Detector	Factor (dB)	Result (dBuV/m)	Limit (dBuV/m)	Margin (dB)	Table Degree (Deg.)	Ant. High (cm)
--	--	--	--	--	--	--	--	--
--	--	--	--	--	--	--	--	--

Frequency (MHz)	Reading (dBuV)		Factor (dB) Corr.	Result (dBuV/m)		Limit (dBuV/m) Peak Ave.		Margin (dB)	Table Degree (Deg.)	Ant. High (cm)
	Peak	Ave.		Peak	Ave.					
--	--	--	--	--	--	--	--	--	--	--
--	--	--	--	--	--	--	--	--	--	--
--	--	--	--	--	--	--	--	--	--	--
--	--	--	--	--	--	--	--	--	--	--

Polarization: Vertical

Frequency (MHz)	Reading (dBuV)	Detector	Factor (dB)	Result (dBuV/m)	Limit (dBuV/m)	Margin (dB)	Table Degree (Deg.)	Ant. High (cm)
--	--	--	--	--	--	--	--	--
--	--	--	--	--	--	--	--	--

Frequency (MHz)	Reading (dBuV)		Factor (dB) Corr.	Result (dBuV/m)		Limit (dBuV/m) Peak Ave.		Margin (dB)	Table Degree (Deg.)	Ant. High (cm)
	Peak	Ave.		Peak	Ave.					
--	--	--	--	--	--	--	--	--	--	--
--	--	--	--	--	--	--	--	--	--	--
--	--	--	--	--	--	--	--	--	--	--
--	--	--	--	--	--	--	--	--	--	--

- Note**
1. Correction Factor = Antenna factor + Cable loss - Pre-amplifier
  2. The formula of measured value as: Test Result = Reading + Correction Factor
  3. Detector function in the form : PK = Peak, QP = Quasi Peak, AV = Average
  4. All not in the table noted test results are more than 20 dB below the relevant limits.
  5. The test results are listed in the separated test report no.: W6M22106-21038-P-15B.

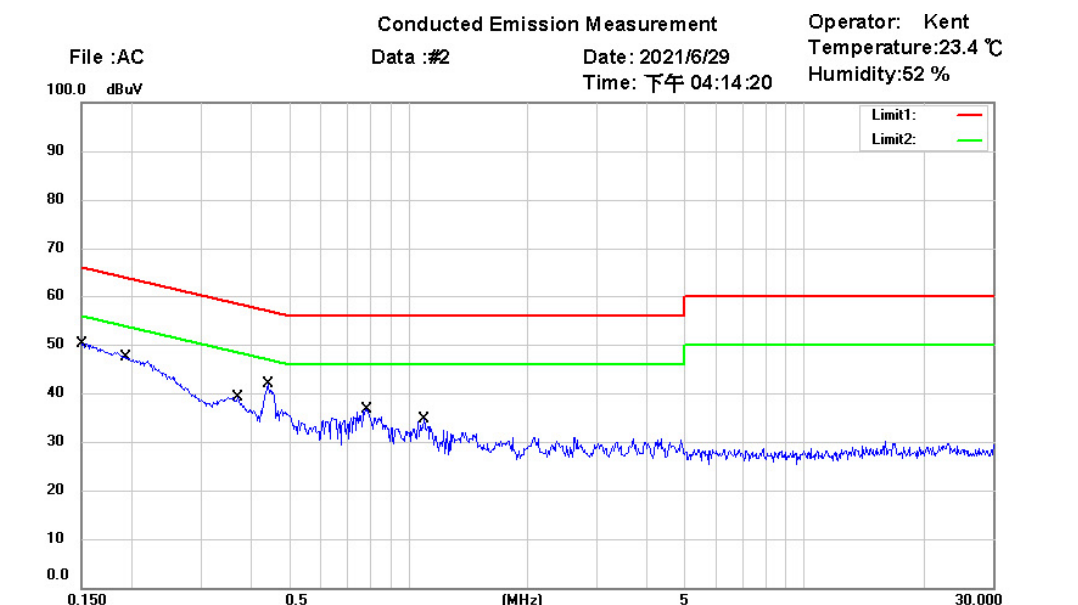


Registration number: W6M22106-21038-C-1  
 FCC ID: GX9VRA1F1919

## 3.12 Power Line Conducted Emission

For an intentional radiator which is designed to be connected to the public utility (AC) power line, the radio frequency voltage that is conducted back onto the AC line on any frequency or frequencies within the band 150 kHz to 30 MHz shall not exceed the limits in the table bellows with this provision shall be based on the measurement of the radio frequency voltage between each power line and ground at the power terminals.

This measurement was transact first with instrumentation using an average and peak detector and a 10 kHz bandwidth. If the peak detector achieves a calculated level, the measurement is repeated by an instrumentation using a quasi-peak detector.



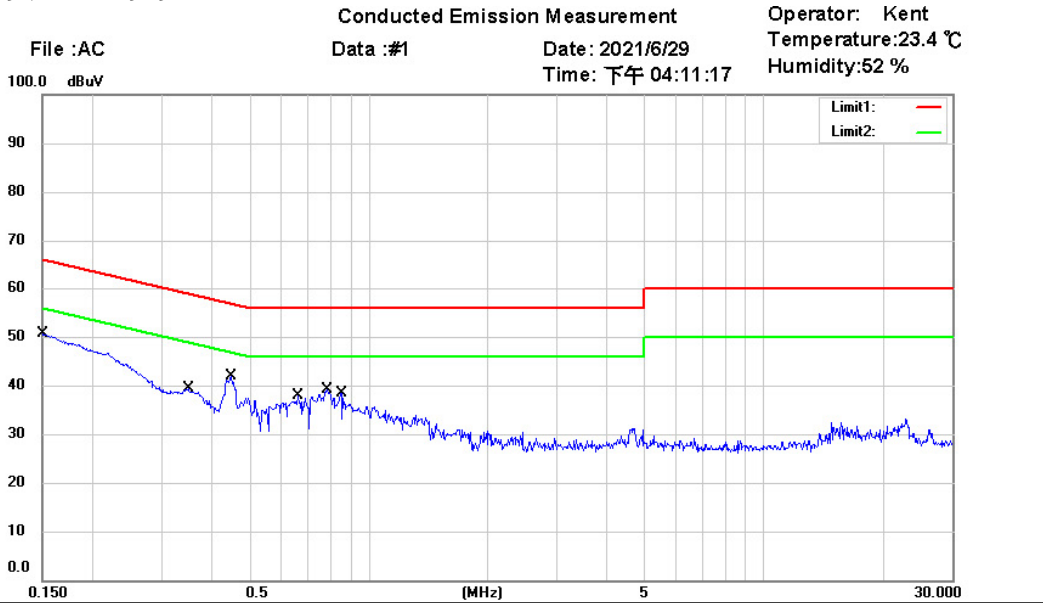
Site : Chamber\_03  
 Condition : FCC Part 15 Class B Conduction (QP) Phase: N  
 EUT : W6M22106-21038 Power : 120 V.a.c.  
 M/N:  
 Test Mode :  
 Note :

Mk.	Frequency (MHz)	Reading (dBuV)	Detector	Corrected factor(dB)	Result (dBuV)	Limit (dBuV)	Margin (dB)	Comment
	0.1505	33.01	QP	9.66	42.67	65.97	-23.30	
	0.1505	13.83	AVG	9.66	23.49	55.97	-32.48	
	0.1948	29.76	QP	9.64	39.40	63.83	-24.43	
	0.1948	12.62	AVG	9.64	22.26	53.83	-31.57	
	0.3710	20.03	QP	9.62	29.65	58.48	-28.83	
	0.3710	13.64	AVG	9.62	23.26	48.48	-25.22	
	0.4407	22.98	QP	9.61	32.59	57.05	-24.46	
*	0.4407	17.46	AVG	9.61	27.07	47.05	-19.98	
	0.7813	17.31	QP	9.57	26.88	56.00	-29.12	
	0.7813	12.12	AVG	9.57	21.69	46.00	-24.31	
	1.0918	13.89	QP	9.53	23.42	56.00	-32.58	
	1.0918	8.09	AVG	9.53	17.62	46.00	-28.38	



# Worldwide Testing Services(Taiwan) Co., Ltd.

Registration number: W6M22106-21038-C-1  
 FCC ID: GX9VRA1F1919



Site : Chamber\_03  
 Condition : FCC Part 15 Class B Conduction (QP)      Phase: L1  
 EUT : W6M22106-21038      Power : 120 V.a.c.  
 M/N:  
 Test Mode :  
 Note :


Mk.	Frequency (MHz)	Reading (dBuV)	Detector	Corrected factor(dB)	Result (dBuV)	Limit (dBuV)	Margin (dB)	Comment
*	0.1505	33.17	QP	9.67	42.84	65.97	-23.13	
	0.1505	13.29	AVG	9.67	22.96	55.97	-33.01	
	0.3490	19.90	QP	9.64	29.54	58.99	-29.45	
	0.3490	7.66	AVG	9.64	17.30	48.99	-31.69	
	0.4486	22.82	QP	9.62	32.44	56.90	-24.46	
	0.4486	13.10	AVG	9.62	22.72	46.90	-24.18	
	0.6620	18.34	QP	9.60	27.94	56.00	-28.06	
	0.6620	7.77	AVG	9.60	17.37	46.00	-28.63	
	0.7857	19.26	QP	9.58	28.84	56.00	-27.16	
	0.7857	8.94	AVG	9.58	18.52	46.00	-27.48	
	0.8600	17.74	QP	9.57	27.31	56.00	-28.69	
	0.8600	7.21	AVG	9.57	16.78	46.00	-29.22	

### Limits:

Frequency of Emission (MHz)	Conducted Limit (dBuV)	
	Quasi Peak	Average
0.15-0.5	66 to 56	56 to 46
0.5-5	56	46
5-30	60	50

- Note:**
- The formula of measured value as: Test Result = Reading + Correction Factor
  - The Correction Factor = Cable Loss + LISN Insertion Loss + Pulse Limit Loss
  - Detector function in the form : PK = Peak, QP = Quasi Peak, AV = Average
  - All not in the table noted test results are more than 20 dB below the relevant limits.
  - Up Line: QP Limit Line, Down Line: Ave Limit Line.

Test equipment used: ETSTW-CE 001, ETSTW-CE 016, ETSTW-RE 045.



Registration number: W6M22106-21038-C-1  
FCC ID: GX9VRA1F1919

## **Appendix**

### **Measurement diagrams**

Spurious Emissions radiated





Radiated Emission Measurement

Operator: Vincent

File :1

Data :#1

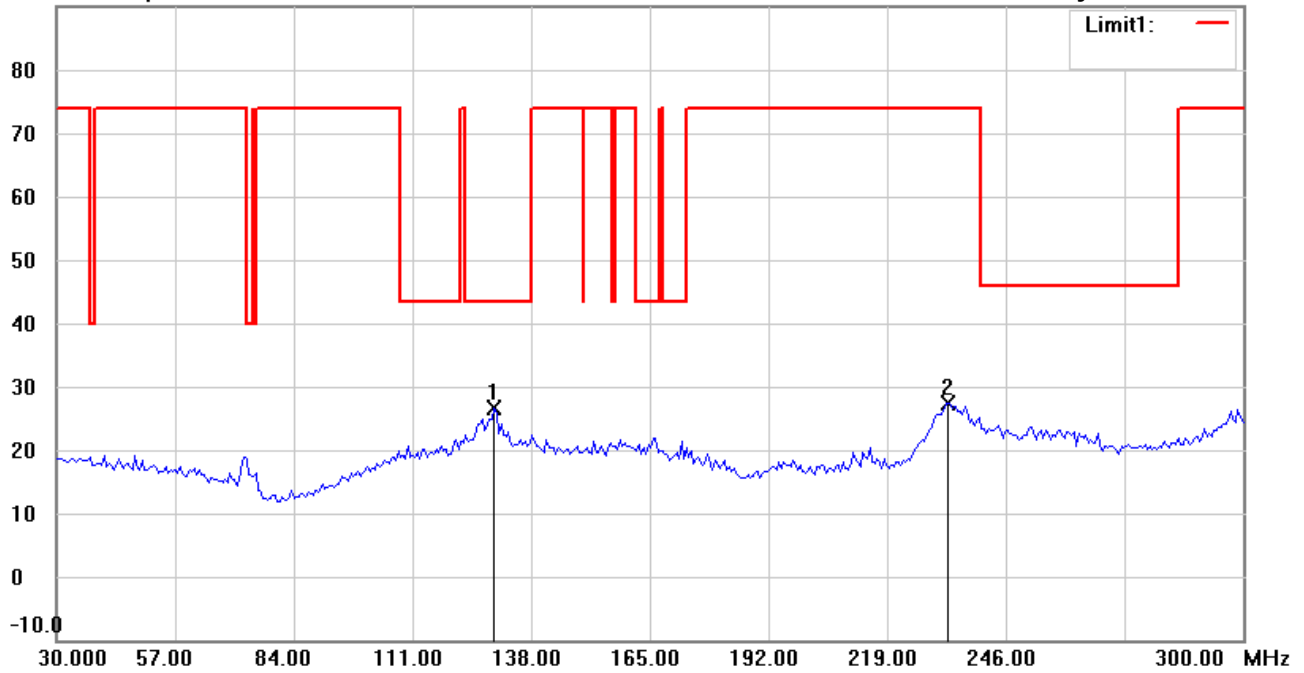
Date: 6/29/2021

Temperature:26.1 °C

90.0 dBuV/m

Time: 8:34:25 PM

Humidity:48.7 %



Site : Chamber

Condition : FCC Restriction Band 30-300

Polarization: *Horizontal*

EUT : W6M22106-21038

Power : 120 Va.c.

M/N:

Distance: 3m

Test Mode : TX 918.0375MHz

Note :

Mk.	Frequency (MHz)	Reading (dBuV)	Detector	Corr. factor (dB/m)	Result (dBuV/m)	Limit (dBuV/m)	Ant.Pos (cm)	Tab.Pos (deg.)	Margin (dB)	Comment
*	129.5591	33.41	peak	-6.84	26.57	43.50	105	215	-16.93	
	232.9057	36.15	peak	-8.72	27.43	74.00	110	260	-46.57	



Radiated Emission Measurement

Operator: Vincent

File :1

Data :#2

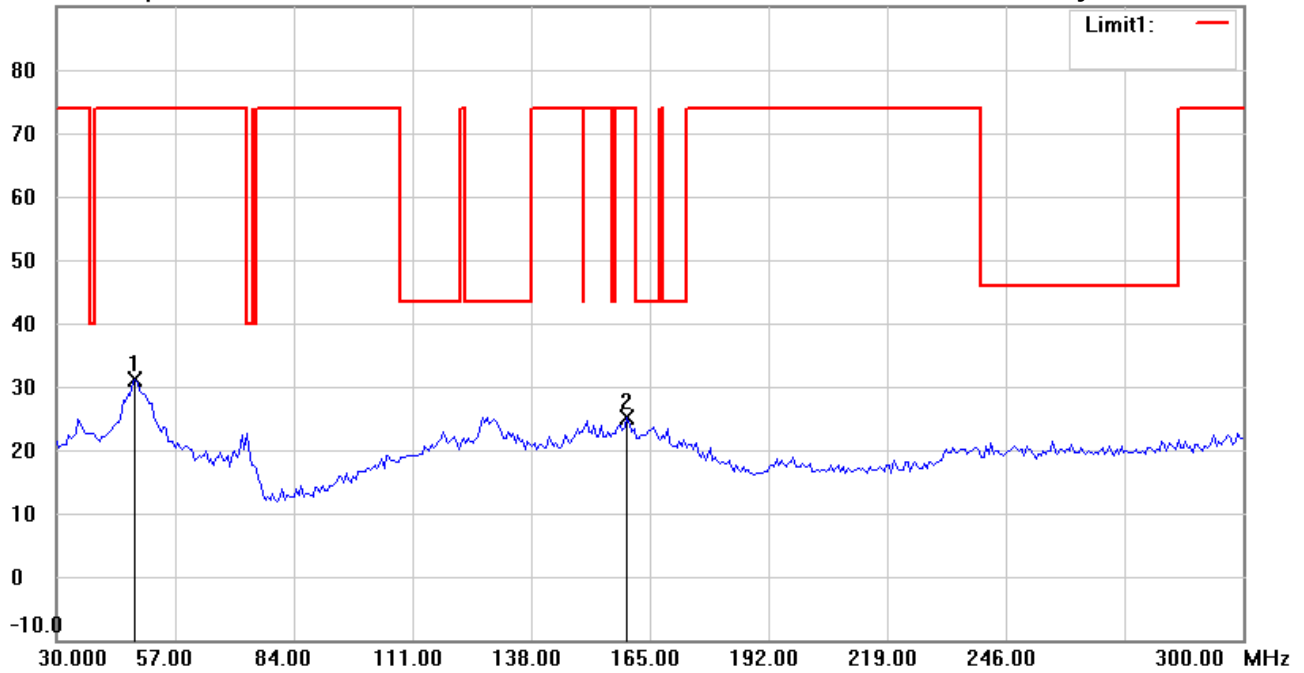
Date: 6/29/2021

Temperature:26.1 °C

90.0 dBuV/m

Time: 8:35:52 PM

Humidity:48.7 %



Site : Chamber

Condition : FCC Restriction Band 30-300

Polarization: **Vertical**

EUT : W6M22106-21038

Power : 120 Va.c.

M/N:

Distance: 3m

Test Mode : TX 918.0375MHz

Note :

Mk.	Frequency (MHz)	Reading (dBuV)	Detector	Corr. factor (dB/m)	Result (dBuV/m)	Limit (dBuV/m)	Ant.Pos (cm)	Tab.Pos (deg.)	Margin (dB)	Comment
*	47.8556	41.23	peak	-10.11	31.12	74.00	110	288	-42.88	
	159.8597	33.82	peak	-8.68	25.14	74.00	106	174	-48.86	



Radiated Emission Measurement

Operator: Vincent

File :2

Data :#1

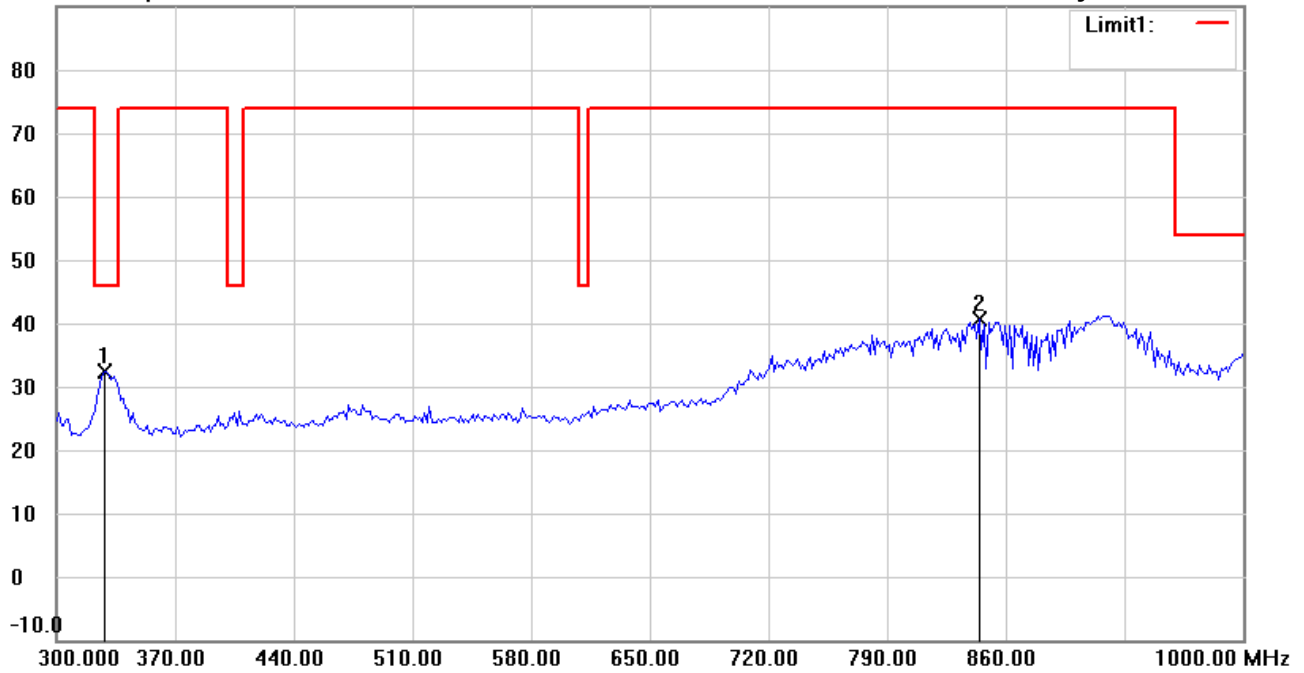
Date: 6/29/2021

Temperature:26.1 °C

90.0 dBuV/m

Time: 8:46:02 PM

Humidity:48.7 %



Site : Chamber

Condition : FCC Restriction Band 300-1000

Polarization: *Horizontal*

EUT : W6M22106-21038

Power : 120 Va.c.

M/N:

Distance: 3m

Test Mode : TX 918.0375MHz

Note :

Mk.	Frequency (MHz)	Reading (dBuV)	Detector	Corr. factor (dB/m)	Result (dBuV/m)	Limit (dBuV/m)	Ant.Pos (cm)	Tab.Pos (deg.)	Margin (dB)	Comment
*	328.0561	37.71	peak	-5.42	32.29	46.00	106	233	-13.71	
	844.2884	37.89	peak	2.70	40.59	74.00	100	148	-33.41	



Radiated Emission Measurement

Operator: Vincent

File :2

Data :#2

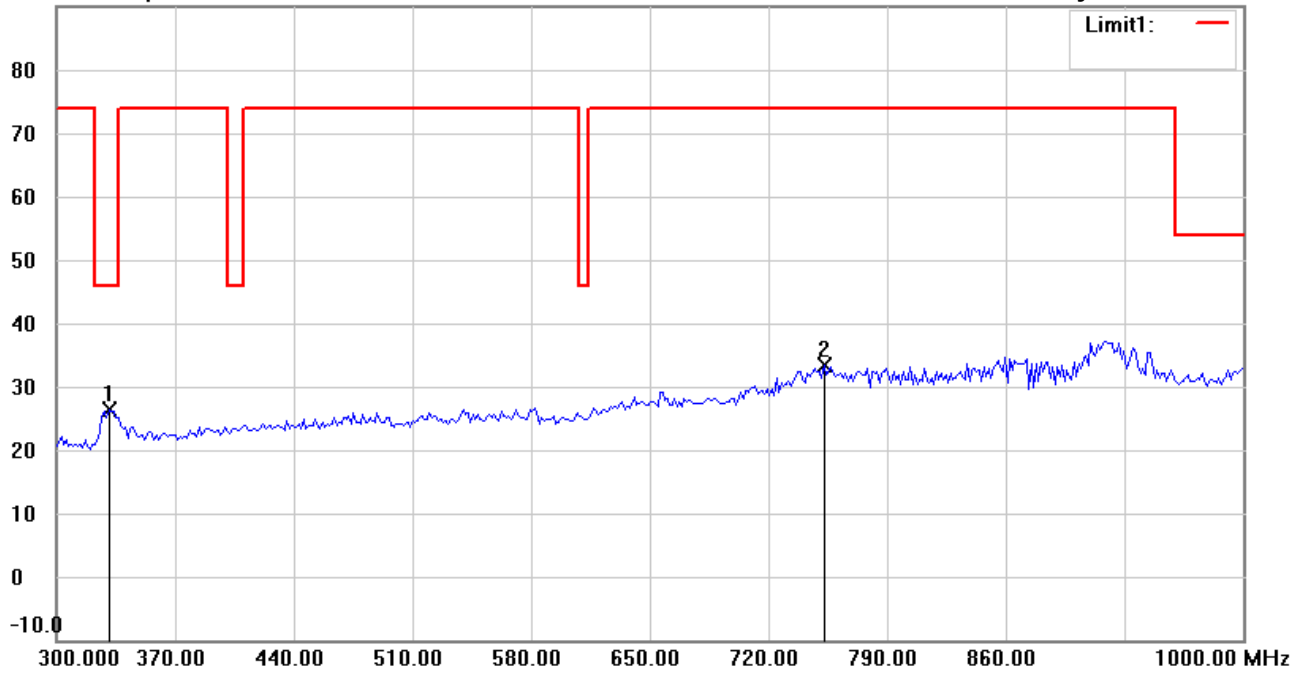
Date: 6/29/2021

Temperature:26.1 °C

90.0 dBuV/m

Time: 8:47:25 PM

Humidity:48.7 %



Site : Chamber

Condition : FCC Restriction Band 300-1000

Polarization: **Vertical**

EUT : W6M22106-21038

Power : 120 Va.c.

M/N:

Distance: 3m

Test Mode : TX 918.0375MHz

Note :

Mk.	Frequency (MHz)	Reading (dBuV)	Detector	Corr. factor (dB/m)	Result (dBuV/m)	Limit (dBuV/m)	Ant.Pos (cm)	Tab.Pos (deg.)	Margin (dB)	Comment
*	330.8616	31.70	peak	-5.38	26.32	46.00	104	228	-19.68	
	753.1060	32.63	peak	0.83	33.46	74.00	100	174	-40.54	



Radiated Emission Measurement

Operator: Vincent

File :3

Data :#1

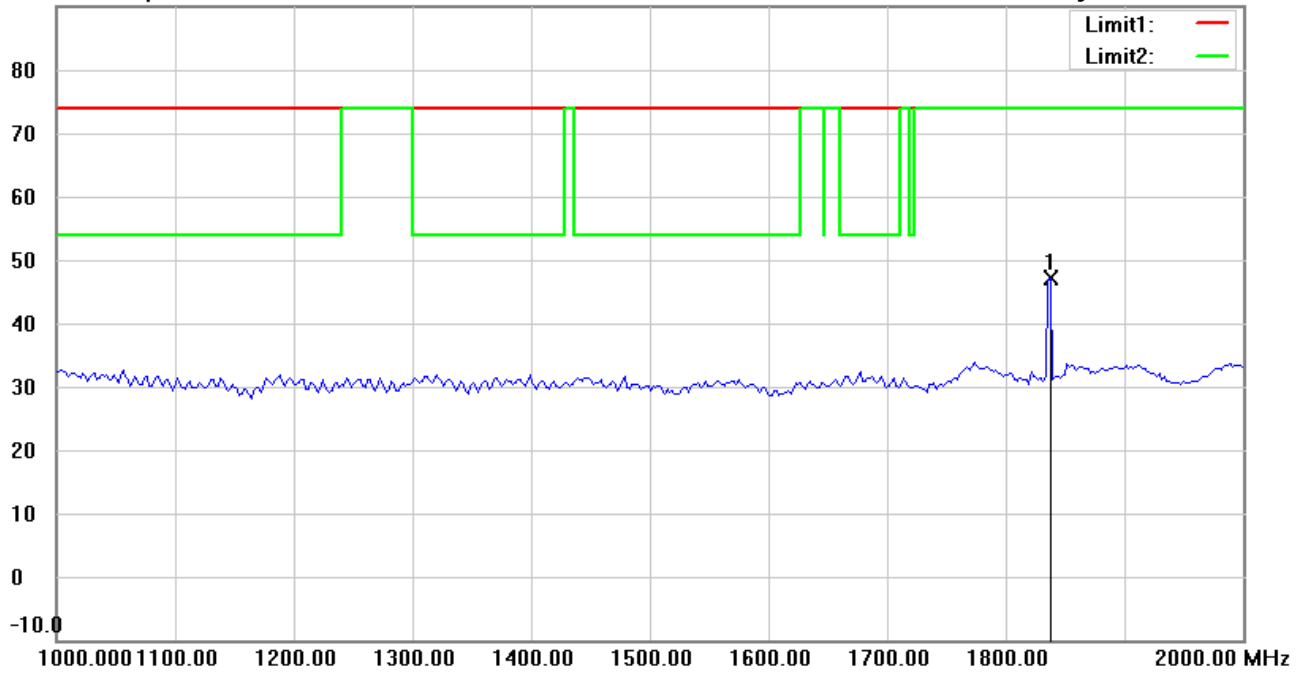
Date: 6/29/2021

Temperature:26.1 °C

90.0 dBuV/m

Time: 10:38:57 PM

Humidity:48.7 %



Site : Chamber

Condition : FCC\_part 15 RE-Class C\_Above 1GHz\_PK

Polarization: *Horizontal*

EUT : W6M22106-21038

Power : 120 Va.c.

M/N:

Distance: 3m

Test Mode : TX 918.0375MHz

Note :

Mk.	Frequency (MHz)	Reading (dBuV)	Detector	Corr. factor (dB/m)	Result (dBuV/m)	Limit (dBuV/m)	Ant.Pos (cm)	Tab.Pos (deg.)	Margin (dB)	Comment
*	1837.675	54.52	peak	-7.35	47.17	74.00	150	231	-26.83	



Address:6F.,No.58,Ln 188,Ruey Kuang Rd,Neihu,Taipei  
 Tel:+886-2-6606-8877  
 Fax:+886-2-6606-8879

Radiated Emission Measurement

Operator: Vincent

File :3

Data :#5

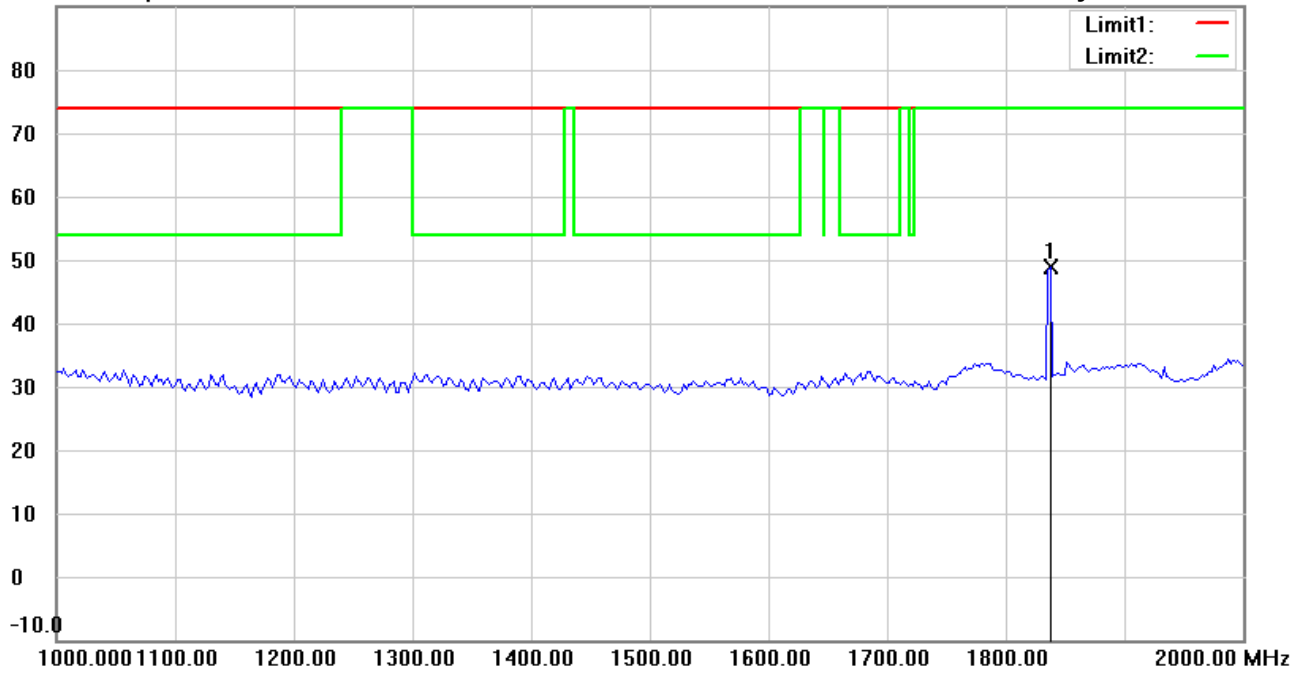
Date: 6/29/2021

Temperature:26.1 °C

90.0 dBuV/m

Time: 10:56:40 PM

Humidity:48.7 %



Site : Chamber

Condition : FCC\_part 15 RE-Class C\_Above 1GHz\_PK

Polarization: *Vertical*

EUT : W6M22106-21038

Power : 120 Va.c.

M/N:

Distance: 3m

Test Mode : TX 918.0375MHz

Note :

Mk.	Frequency (MHz)	Reading (dBuV)	Detector	Corr. factor (dB/m)	Result (dBuV/m)	Limit (dBuV/m)	Ant.Pos (cm)	Tab.Pos (deg.)	Margin (dB)	Comment
*	1837.675	56.29	peak	-7.35	48.94	74.00	150	40	-25.06	

\*:Maximum data    x:Over limit    !:over margin



Address:6F.,No.58,Ln 188,Ruey Kuang Rd,Neihu,Taipei  
 Tel:+886-2-6606-8877  
 Fax:+886-2-6606-8879

Radiated Emission Measurement

Operator: Vincent

File :3

Data :#2

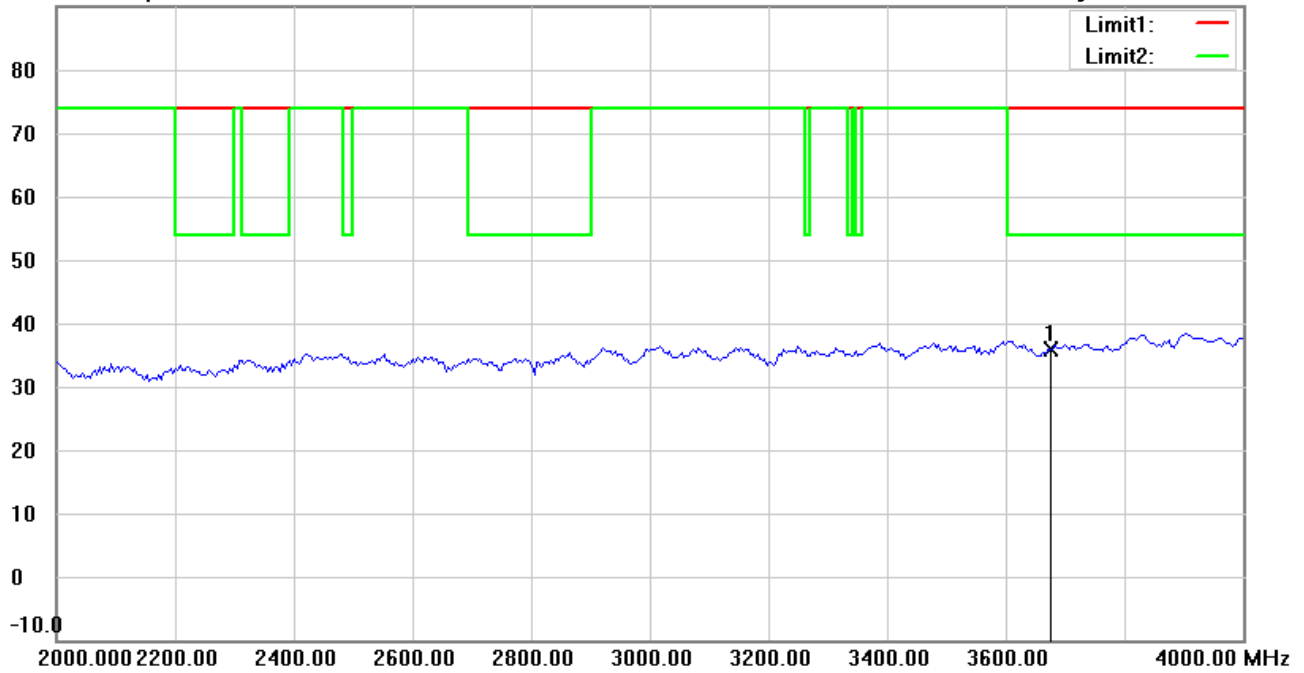
Date: 6/29/2021

Temperature:26.1 °C

90.0 dBuV/m

Time: 10:45:46 PM

Humidity:48.7 %



Site : Chamber

Condition : FCC\_part 15 RE-Class C\_Above 1GHz\_PK

Polarization: *Horizontal*

EUT : W6M22106-21038

Power : 120 Va.c.

M/N:

Distance: 3m

Test Mode : TX 918.0375MHz

Note :

Mk.	Frequency (MHz)	Reading (dBuV)	Detector	Corr. factor (dB/m)	Result (dBuV/m)	Limit (dBuV/m)	Ant.Pos (cm)	Tab.Pos (deg.)	Margin (dB)	Comment
*	3672.150	39.02	peak	-3.09	35.93	74.00	150	221	-38.07	

\*:Maximum data    x:Over limit    !:over margin



Radiated Emission Measurement

Operator: Vincent

File :3

Data :#6

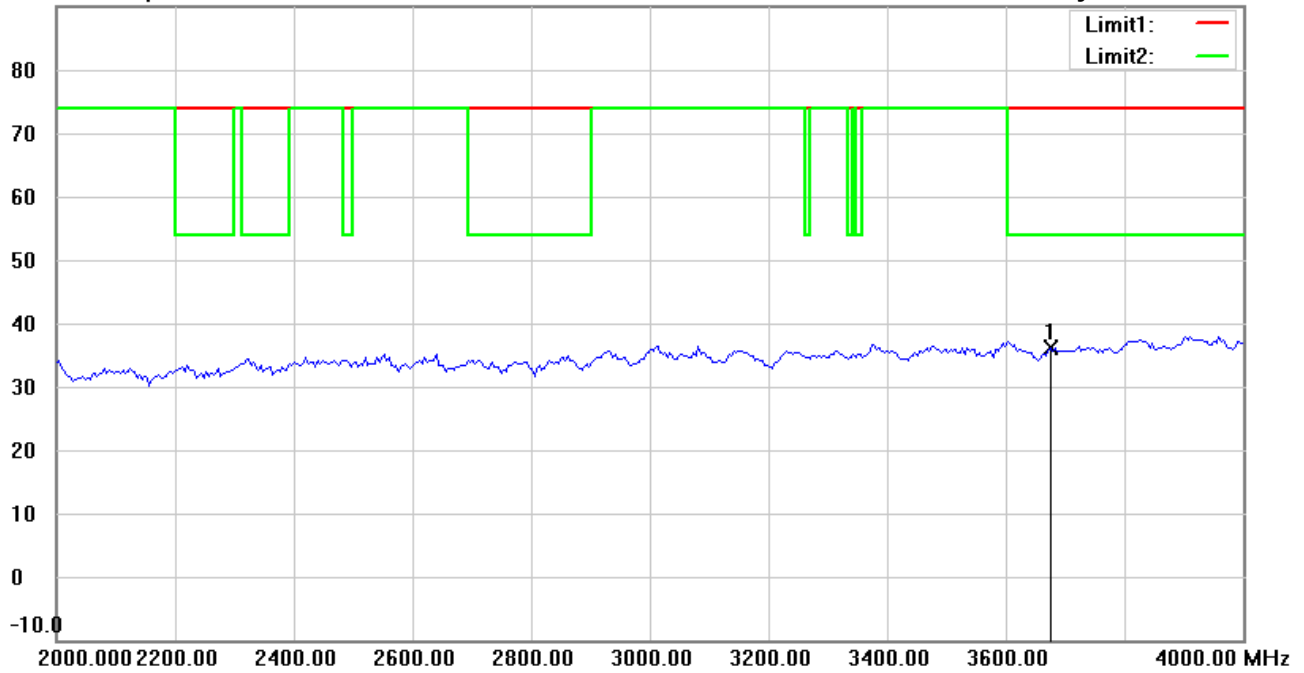
Date: 6/29/2021

Temperature:26.1 °C

90.0 dBuV/m

Time: 10:57:51 PM

Humidity:48.7 %



Site : Chamber

Condition : FCC\_part 15 RE-Class C\_Above 1GHz\_PK

Polarization: *Vertical*

EUT : W6M22106-21038

Power : 120 Va.c.

M/N:

Distance: 3m

Test Mode : TX 918.0375MHz

Note :

Mk.	Frequency (MHz)	Reading (dBuV)	Detector	Corr. factor (dB/m)	Result (dBuV/m)	Limit (dBuV/m)	Ant.Pos (cm)	Tab.Pos (deg.)	Margin (dB)	Comment
*	3672.150	39.29	peak	-3.09	36.20	74.00	150	112	-37.80	





Radiated Emission Measurement

Operator: Vincent

File :3

Data :#3

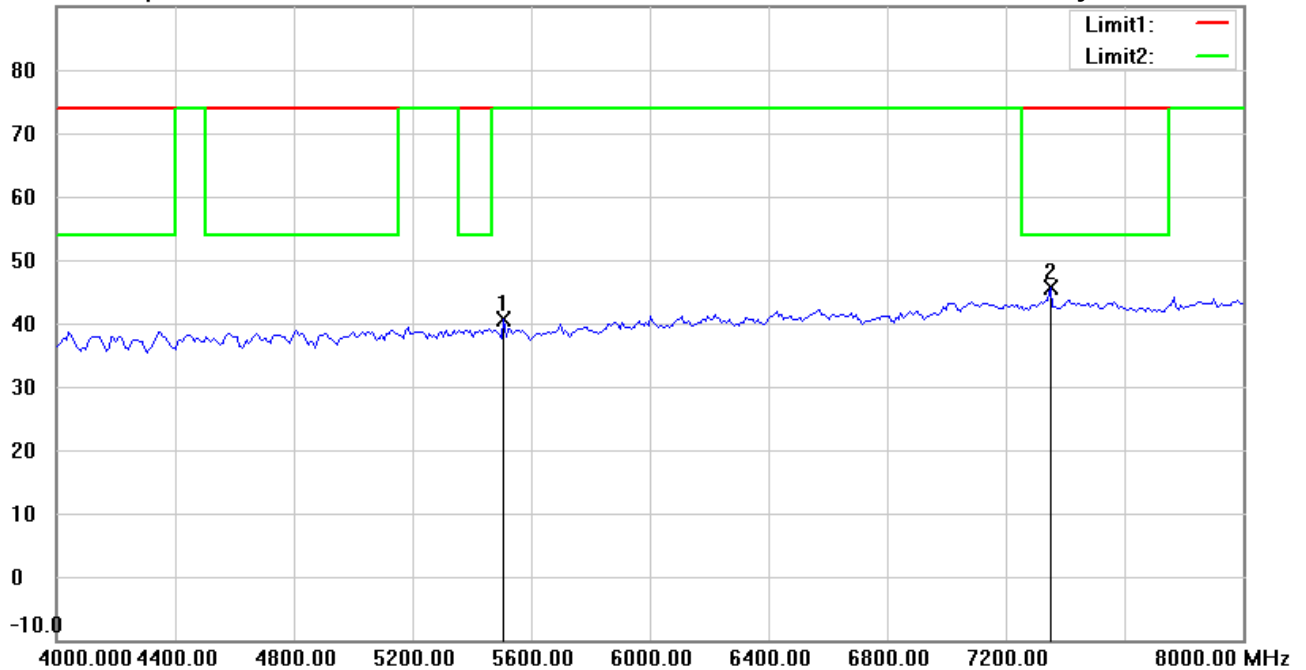
Date: 6/29/2021

Temperature:26.1 °C

90.0 dBuV/m

Time: 10:53:23 PM

Humidity:48.7 %



Site : Chamber

Condition : FCC\_part 15 RE-Class C\_Above 1GHz\_PK

Polarization: *Horizontal*

EUT : W6M22106-21038

Power : 120 Va.c.

M/N:

Distance: 3m

Test Mode : TX 918.0375MHz

Note :

Mk.	Frequency (MHz)	Reading (dBuV)	Detector	Corr. factor (dB/m)	Result (dBuV/m)	Limit (dBuV/m)	Ant.Pos (cm)	Tab.Pos (deg.)	Margin (dB)	Comment
	5507.014	40.70	peak	-0.08	40.62	74.00	150	118	-33.38	
*	7350.701	41.81	peak	3.70	45.51	74.00	150	248	-28.49	



Radiated Emission Measurement

Operator: Vincent

File :3

Data :#7

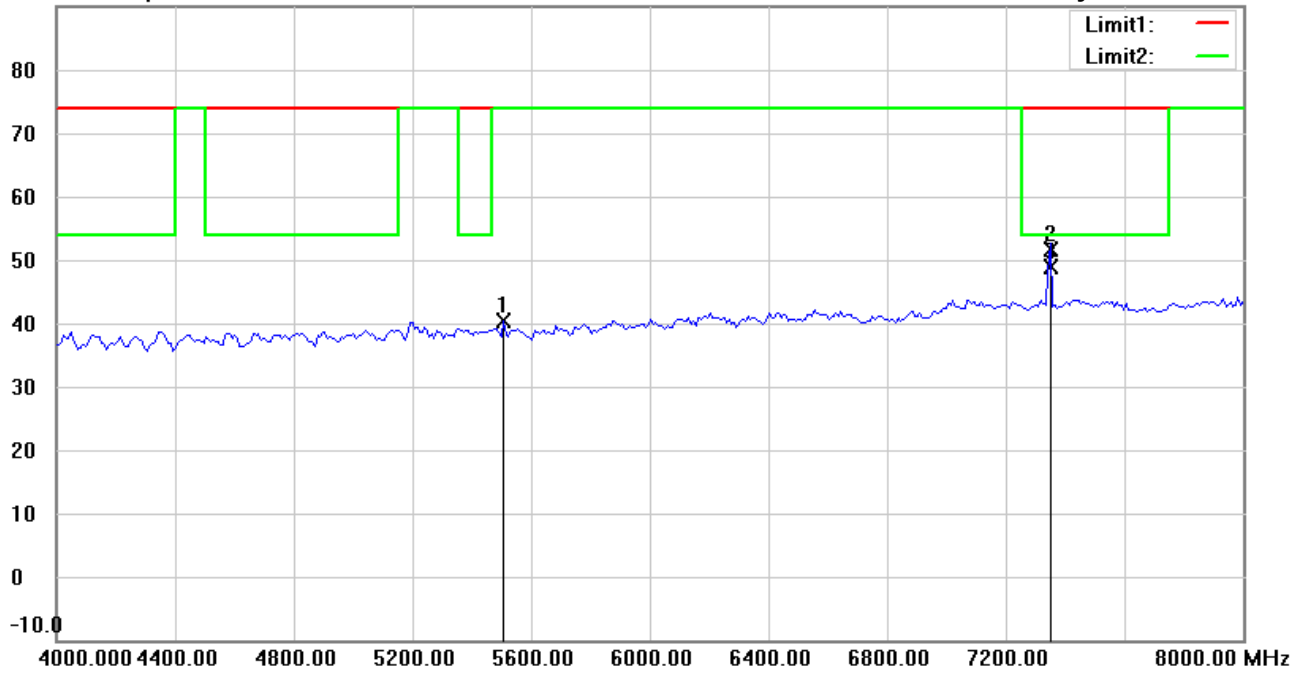
Date: 6/29/2021

Temperature:26.1 °C

90.0 dBuV/m

Time: 10:59:32 PM

Humidity:48.7 %



Site : Chamber

Condition : FCC\_part 15 RE-Class C\_Above 1GHz\_PK

Polarization: **Vertical**

EUT : W6M22106-21038

Power : 120 Va.c.

M/N:

Distance: 3m

Test Mode : TX 918.0375MHz

Note :

Mk.	Frequency (MHz)	Reading (dBuV)	Detector	Corr. factor (dB/m)	Result (dBuV/m)	Limit (dBuV/m)	Ant.Pos (cm)	Tab.Pos (deg.)	Margin (dB)	Comment
	5507.014	40.36	peak	-0.08	40.28	74.00	150	110	-33.72	
	7344.356	48.09	peak	3.65	51.74	74.00	150	22	-22.26	
*	7344.356	45.26	AVG	3.65	48.91	54.00	150	22	-5.09	



Address:6F.,No.58,Ln 188,Ruey Kuang Rd,Neihu,Taipei  
 Tel:+886-2-6606-8877  
 Fax:+886-2-6606-8879

Radiated Emission Measurement

Operator: Vincent

File :3

Data :#4

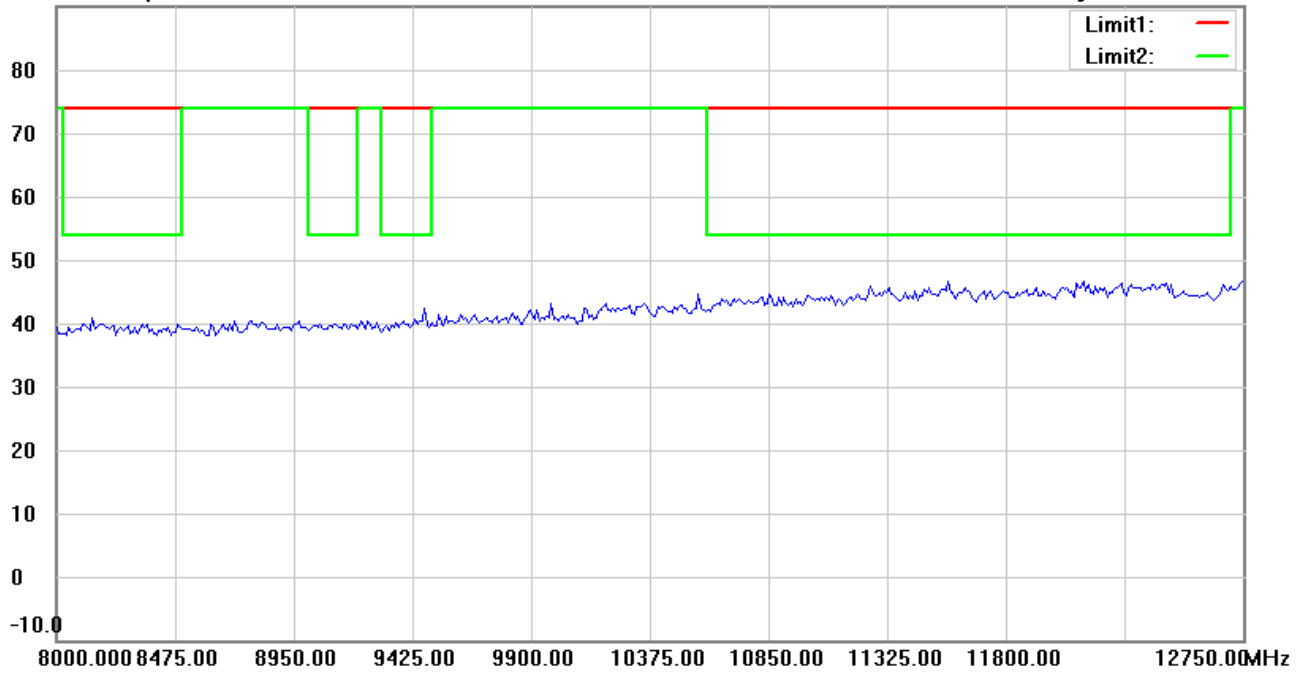
Date: 6/29/2021

Temperature:26.1 °C

90.0 dBuV/m

Time: 10:54:57 PM

Humidity:48.7 %



Site : Chamber

Condition : FCC\_part 15 RE-Class C\_Above 1GHz\_PK

Polarization: *Horizontal*

EUT : W6M22106-21038

Power : 120 Va.c.

M/N:

Distance: 3m

Test Mode : TX 918.0375MHz

Note :

Mk.	Frequency (MHz)	Reading (dBuV)	Detector	Corr. factor (dB/m)	Result (dBuV/m)	Limit (dBuV/m)	Ant.Pos (cm)	Tab.Pos (deg.)	Margin (dB)	Comment
-----	-----------------	----------------	----------	---------------------	-----------------	----------------	--------------	----------------	-------------	---------

\*:Maximum data x:Over limit !:over margin



Address:6F.,No.58,Ln 188,Ruey Kuang Rd,Neihu,Taipei  
 Tel:+886-2-6606-8877  
 Fax:+886-2-6606-8879

Radiated Emission Measurement

Operator: Vincent

File :3

Data :#8

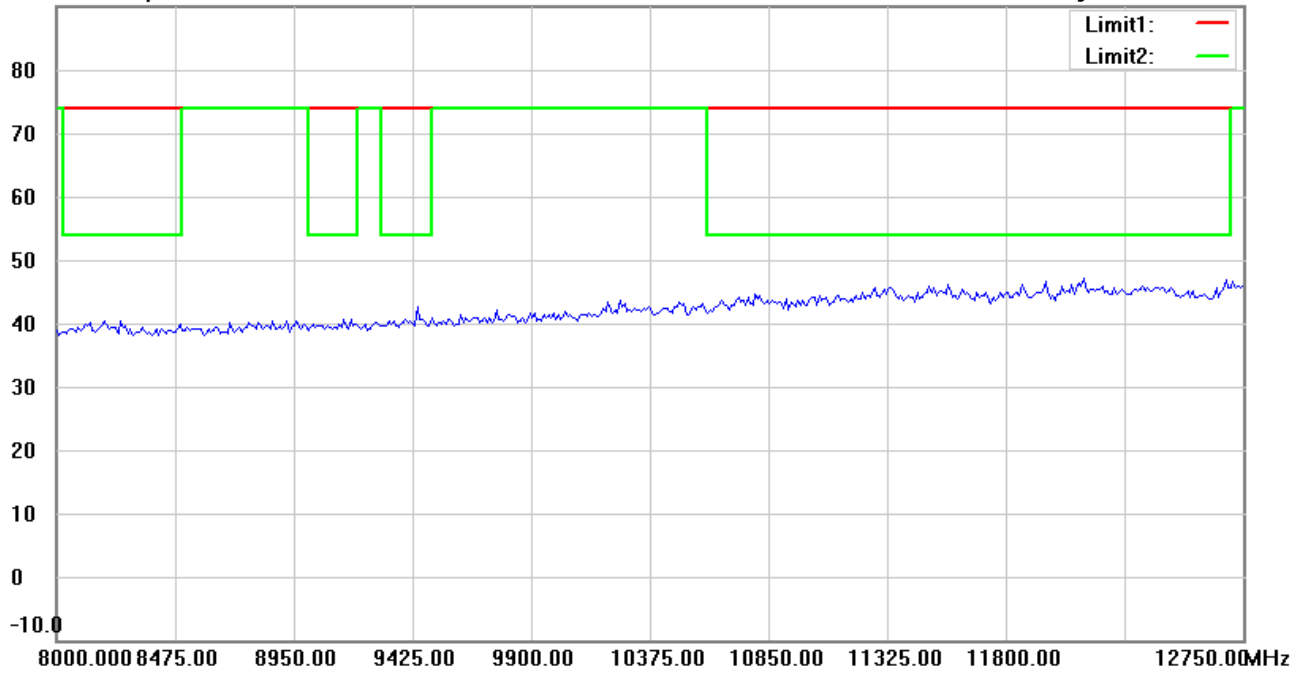
Date: 6/29/2021

Temperature:26.1 °C

90.0 dBuV/m

Time: 11:03:15 PM

Humidity:48.7 %



Site : Chamber

Condition : FCC\_part 15 RE-Class C\_Above 1GHz\_PK

Polarization: *Vertical*

EUT : W6M22106-21038

Power : 120 Va.c.

M/N:

Distance: 3m

Test Mode : TX 918.0375MHz

Note :

Mk.	Frequency (MHz)	Reading (dBuV)	Detector	Corr. factor (dB/m)	Result (dBuV/m)	Limit (dBuV/m)	Ant.Pos (cm)	Tab.Pos (deg.)	Margin (dB)	Comment
-----	-----------------	----------------	----------	---------------------	-----------------	----------------	--------------	----------------	-------------	---------

\*:Maximum data x:Over limit !:over margin



Radiated Emission Measurement

Operator: Vincent

File :1

Data :#1

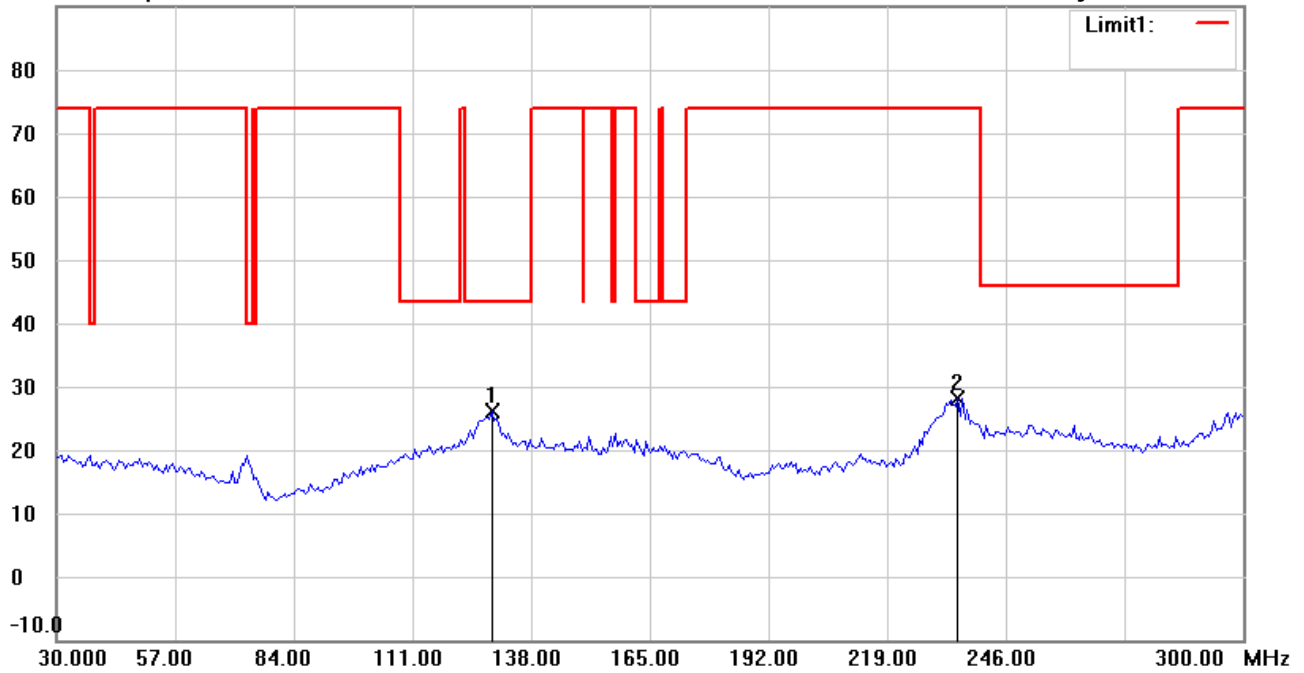
Date: 6/29/2021

Temperature:26.1 °C

90.0 dBuV/m

Time: 8:38:11 PM

Humidity:48.7 %



Site : Chamber

Condition : FCC Restriction Band 30-300

EUT : W6M22106-21038

M/N:

Test Mode : TX 921.98MHz

Note :

Polarization: *Horizontal*

Power : 120 Va.c.

Distance: 3m

Mk.	Frequency (MHz)	Reading (dBuV)	Detector	Corr. factor (dB/m)	Result (dBuV/m)	Limit (dBuV/m)	Ant.Pos (cm)	Tab.Pos (deg.)	Margin (dB)	Comment
*	129.0180	32.92	peak	-6.87	26.05	43.50	102	214	-17.45	
	235.0700	36.79	peak	-8.59	28.20	74.00	106	270	-45.80	



Radiated Emission Measurement

Operator: Vincent

File :1

Data :#2

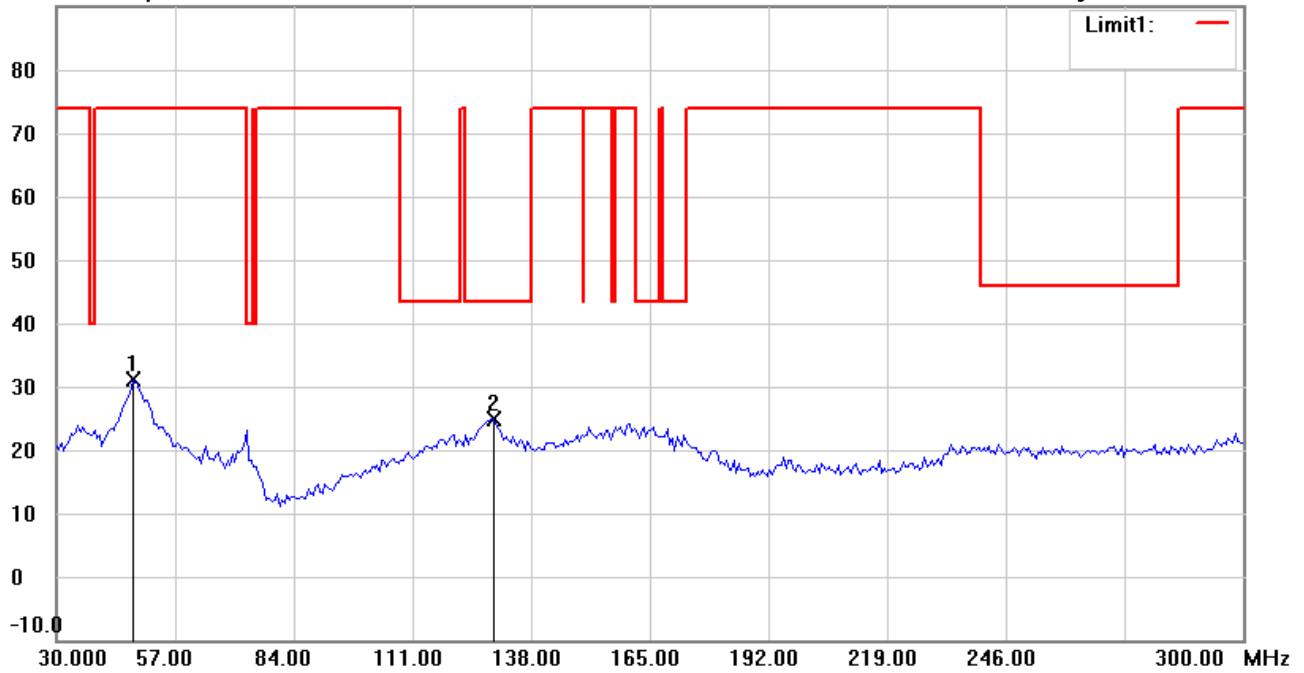
Date: 6/29/2021

Temperature:26.1 °C

90.0 dBuV/m

Time: 8:39:15 PM

Humidity:48.7 %



Site : Chamber

Condition : FCC Restriction Band 30-300

Polarization: **Vertical**

EUT : W6M22106-21038

Power : 120 Va.c.

M/N:

Distance: 3m

Test Mode : TX 921.98MHz

Note :

Mk.	Frequency (MHz)	Reading (dBuV)	Detector	Corr. factor (dB/m)	Result (dBuV/m)	Limit (dBuV/m)	Ant.Pos (cm)	Tab.Pos (deg.)	Margin (dB)	Comment
	47.3146	41.30	peak	-10.07	31.23	74.00	112	269	-42.77	
*	129.5591	31.71	peak	-6.84	24.87	43.50	103	322	-18.63	



Radiated Emission Measurement

Operator: Vincent

File :2

Data :#1

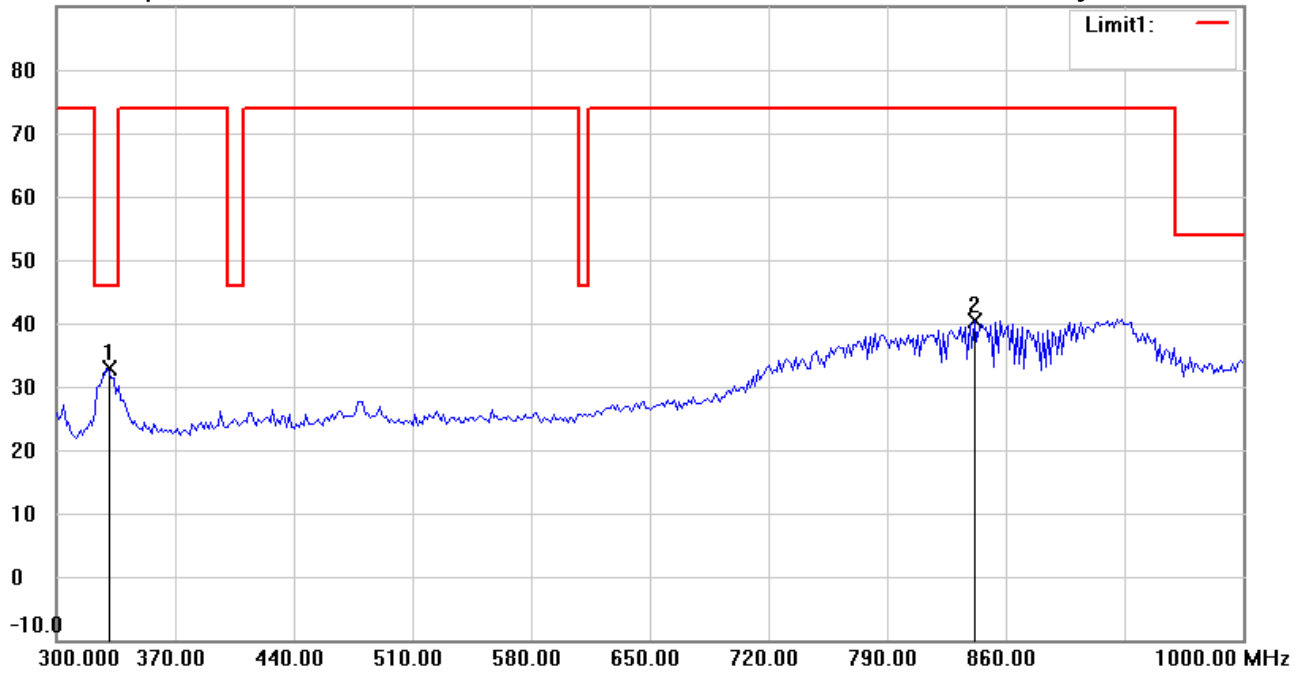
Date: 6/29/2021

Temperature:26.1 °C

90.0 dBuV/m

Time: 8:54:03 PM

Humidity:48.7 %



Site : Chamber

Condition : FCC Restriction Band 300-1000

Polarization: *Horizontal*

EUT : W6M22106-21038

Power : 120 Va.c.

M/N:

Distance: 3m

Test Mode : TX 921.98MHz

Note :

Mk.	Frequency (MHz)	Reading (dBuV)	Detector	Corr. factor (dB/m)	Result (dBuV/m)	Limit (dBuV/m)	Ant.Pos (cm)	Tab.Pos (deg.)	Margin (dB)	Comment
*	329.4590	38.18	peak	-5.40	32.78	46.00	106	138	-13.22	
	841.4830	37.83	peak	2.64	40.47	74.00	108	112	-33.53	



Radiated Emission Measurement

Operator: Vincent

File :2

Data :#2

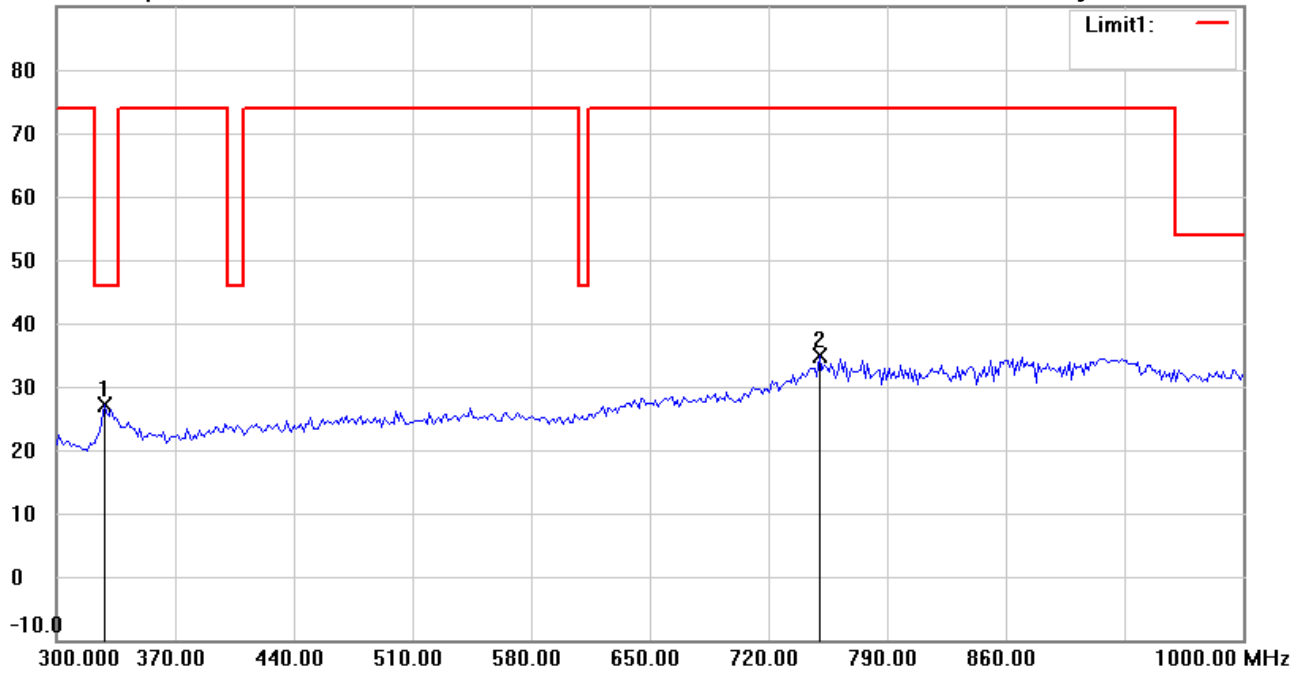
Date: 6/29/2021

Temperature:26.1 °C

90.0 dBuV/m

Time: 8:55:18 PM

Humidity:48.7 %



Site : Chamber

Condition : FCC Restriction Band 300-1000

Polarization: *Vertical*

EUT : W6M22106-21038

Power : 120 Va.c.

M/N:

Distance: 3m

Test Mode : TX 921.98MHz

Note :

Mk.	Frequency (MHz)	Reading (dBuV)	Detector	Corr. factor (dB/m)	Result (dBuV/m)	Limit (dBuV/m)	Ant.Pos (cm)	Tab.Pos (deg.)	Margin (dB)	Comment
*	328.0561	32.54	peak	-5.42	27.12	46.00	100	300	-18.88	
	750.3006	34.12	peak	0.79	34.91	74.00	110	265	-39.09	





Address:6F.,No.58,Ln 188,Ruey Kuang Rd,Neihu,Taipei  
 Tel:+886-2-6606-8877  
 Fax:+886-2-6606-8879

Radiated Emission Measurement

Operator: Vincent

File :3

Data :#1

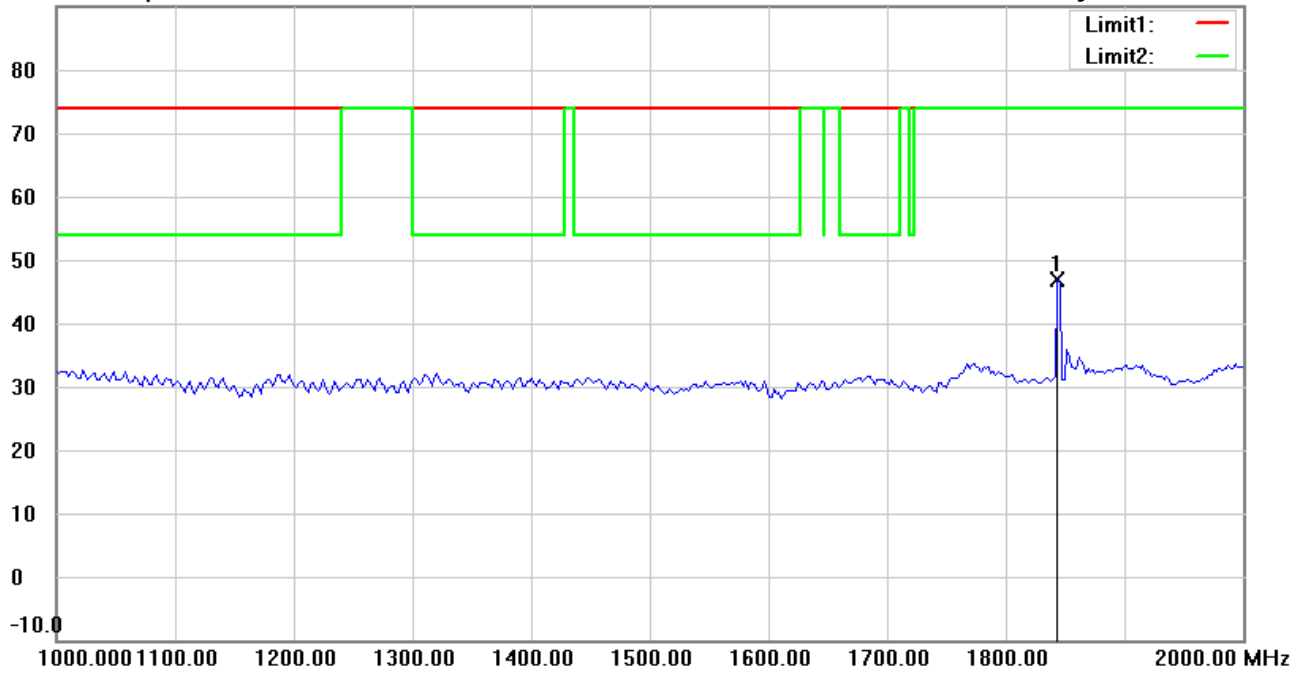
Date: 6/29/2021

Temperature:26.1 °C

90.0 dBuV/m

Time: 11:07:59 PM

Humidity:48.7 %



Site : Chamber

Condition : FCC\_part 15 RE-Class C\_Above 1GHz\_PK

Polarization: *Horizontal*

EUT : W6M22106-21038

Power : 120 Va.c.

M/N:

Distance: 3m

Test Mode : TX 921.98MHz

Note :

Mk.	Frequency (MHz)	Reading (dBuV)	Detector	Corr. factor (dB/m)	Result (dBuV/m)	Limit (dBuV/m)	Ant.Pos (cm)	Tab.Pos (deg.)	Margin (dB)	Comment
*	1843.687	54.20	peak	-7.30	46.90	74.00	150	116	-27.10	

\*:Maximum data    x:Over limit    !:over margin



Address:6F.,No.58,Ln 188,Ruey Kuang Rd,Neihu,Taipei  
 Tel:+886-2-6606-8877  
 Fax:+886-2-6606-8879

Radiated Emission Measurement

Operator: Vincent

File :3

Data :#5

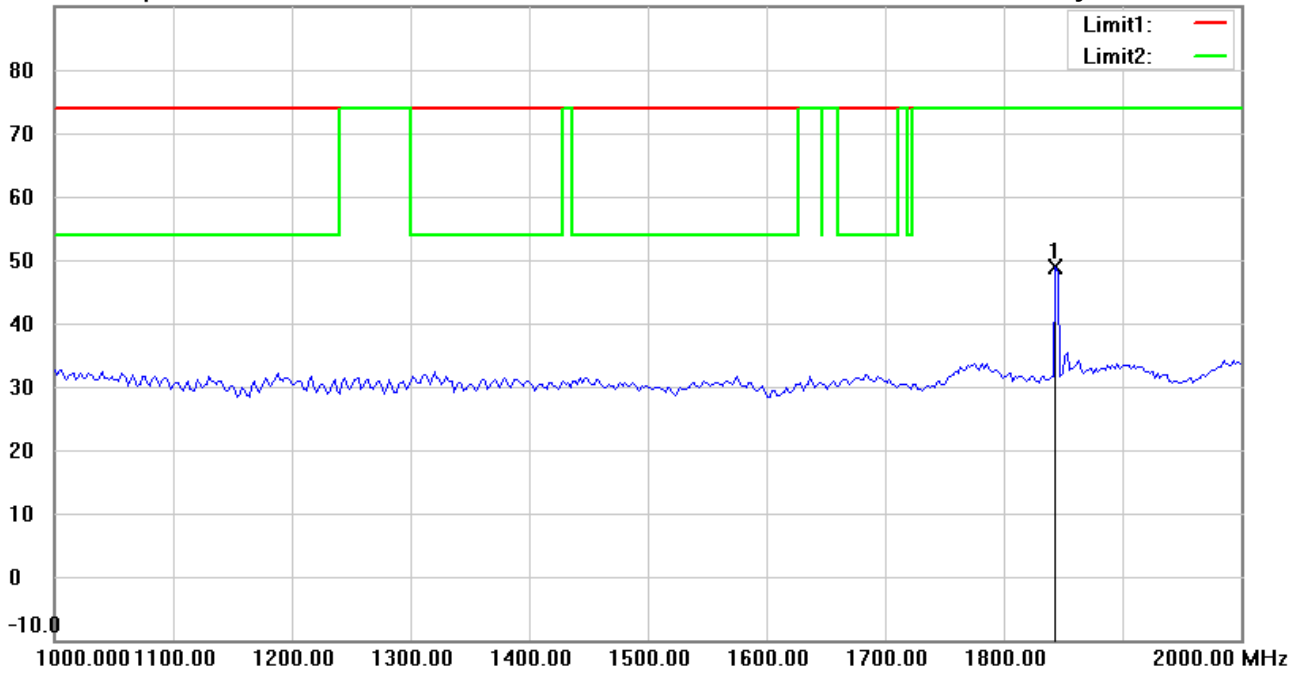
Date: 6/29/2021

Temperature:26.1 °C

90.0 dBuV/m

Time: 11:13:51 PM

Humidity:48.7 %



Site : Chamber

Condition : FCC\_part 15 RE-Class C\_Above 1GHz\_PK

Polarization: *Vertical*

EUT : W6M22106-21038

Power : 120 Va.c.

M/N:

Distance: 3m

Test Mode : TX 921.98MHz

Note :

Mk.	Frequency (MHz)	Reading (dBuV)	Detector	Corr. factor (dB/m)	Result (dBuV/m)	Limit (dBuV/m)	Ant.Pos (cm)	Tab.Pos (deg.)	Margin (dB)	Comment
*	1843.687	56.19	peak	-7.30	48.89	74.00	150	248	-25.11	

\*:Maximum data    x:Over limit    !:over margin



Address:6F.,No.58,Ln 188,Ruey Kuang Rd,Neihu,Taipei  
 Tel:+886-2-6606-8877  
 Fax:+886-2-6606-8879

Radiated Emission Measurement

Operator: Vincent

File :3

Data :#2

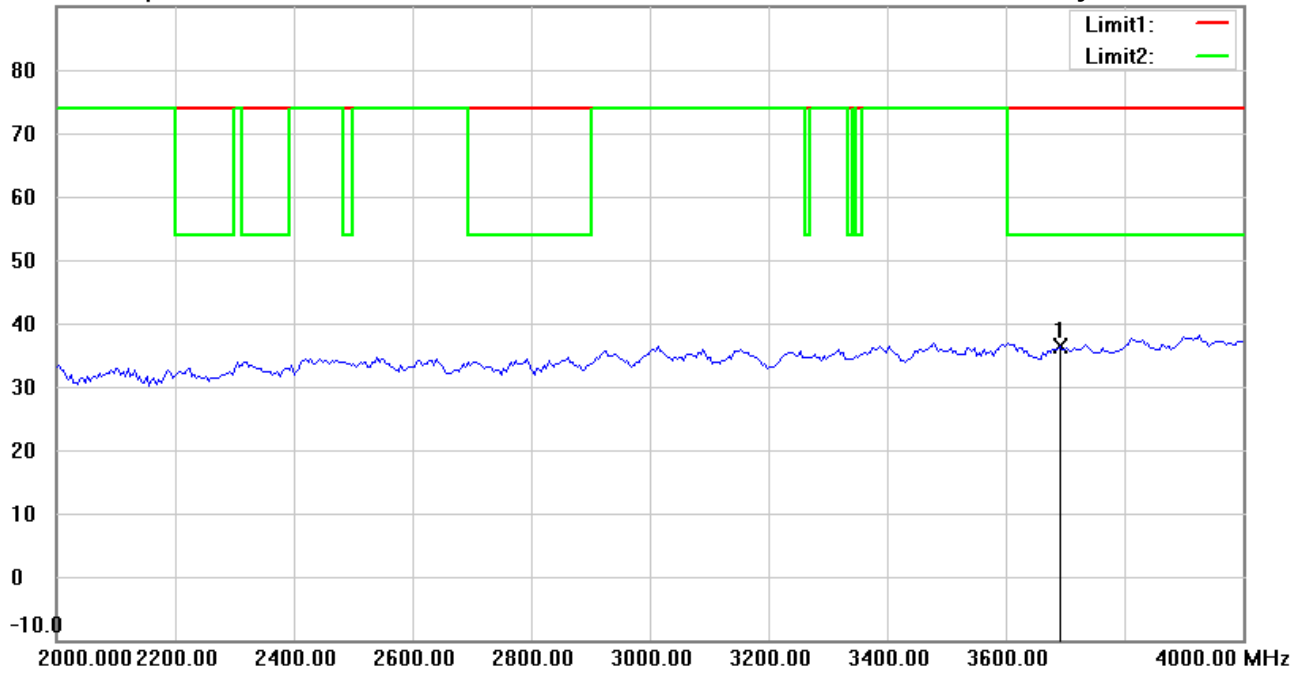
Date: 6/29/2021

Temperature:26.1 °C

90.0 dBuV/m

Time: 11:09:14 PM

Humidity:48.7 %



Site : Chamber

Condition : FCC\_part 15 RE-Class C\_Above 1GHz\_PK

Polarization: *Horizontal*

EUT : W6M22106-21038

Power : 120 Va.c.

M/N:

Distance: 3m

Test Mode : TX 921.98MHz

Note :

Mk.	Frequency (MHz)	Reading (dBuV)	Detector	Corr. factor (dB/m)	Result (dBuV/m)	Limit (dBuV/m)	Ant.Pos (cm)	Tab.Pos (deg.)	Margin (dB)	Comment
*	3687.920	39.48	peak	-3.15	36.33	74.00	150	147	-37.67	

\*:Maximum data x:Over limit !:over margin



Radiated Emission Measurement

Operator: Vincent

File :3

Data :#6

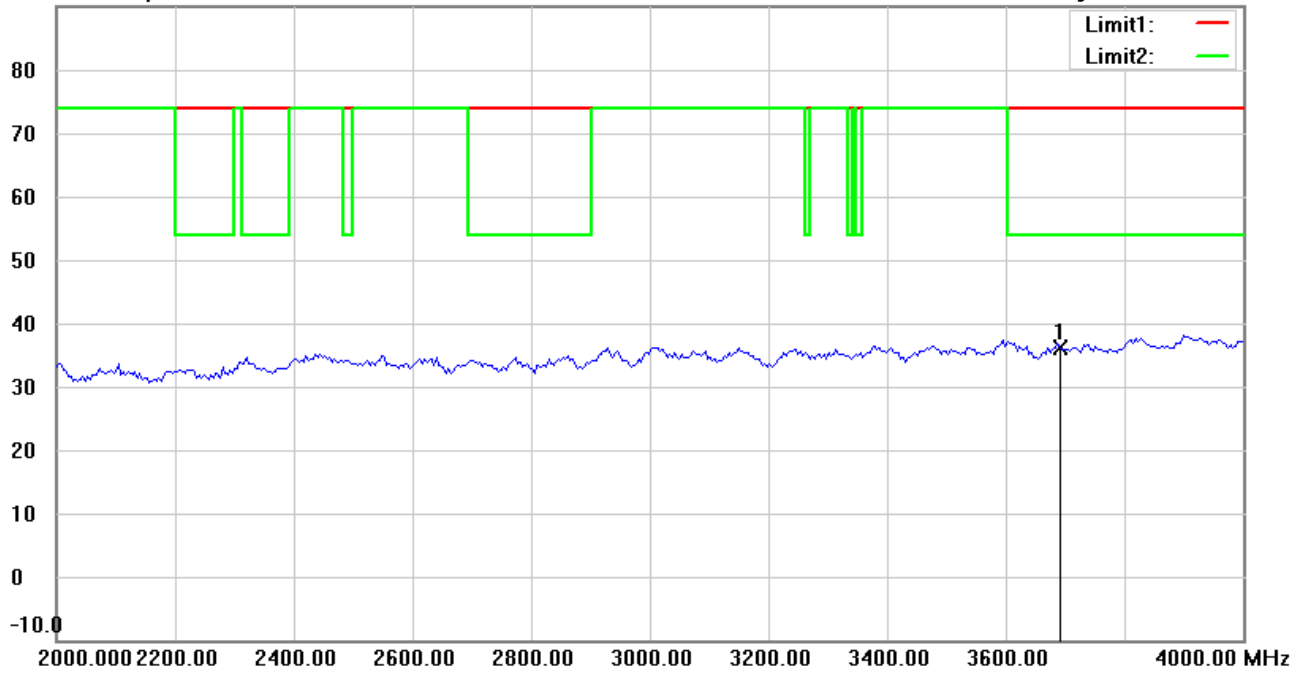
Date: 6/29/2021

Temperature:26.1 °C

90.0 dBuV/m

Time: 11:15:11 PM

Humidity:48.7 %



Site : Chamber

Condition : FCC\_part 15 RE-Class C\_Above 1GHz\_PK

Polarization: *Vertical*

EUT : W6M22106-21038

Power : 120 Va.c.

M/N:

Distance: 3m

Test Mode : TX 921.98MHz

Note :

Mk.	Frequency (MHz)	Reading (dBuV)	Detector	Corr. factor (dB/m)	Result (dBuV/m)	Limit (dBuV/m)	Ant.Pos (cm)	Tab.Pos (deg.)	Margin (dB)	Comment
*	3687.920	39.33	peak	-3.15	36.18	74.00	150	118	-37.82	



Radiated Emission Measurement

Operator: Vincent

File :3

Data :#3

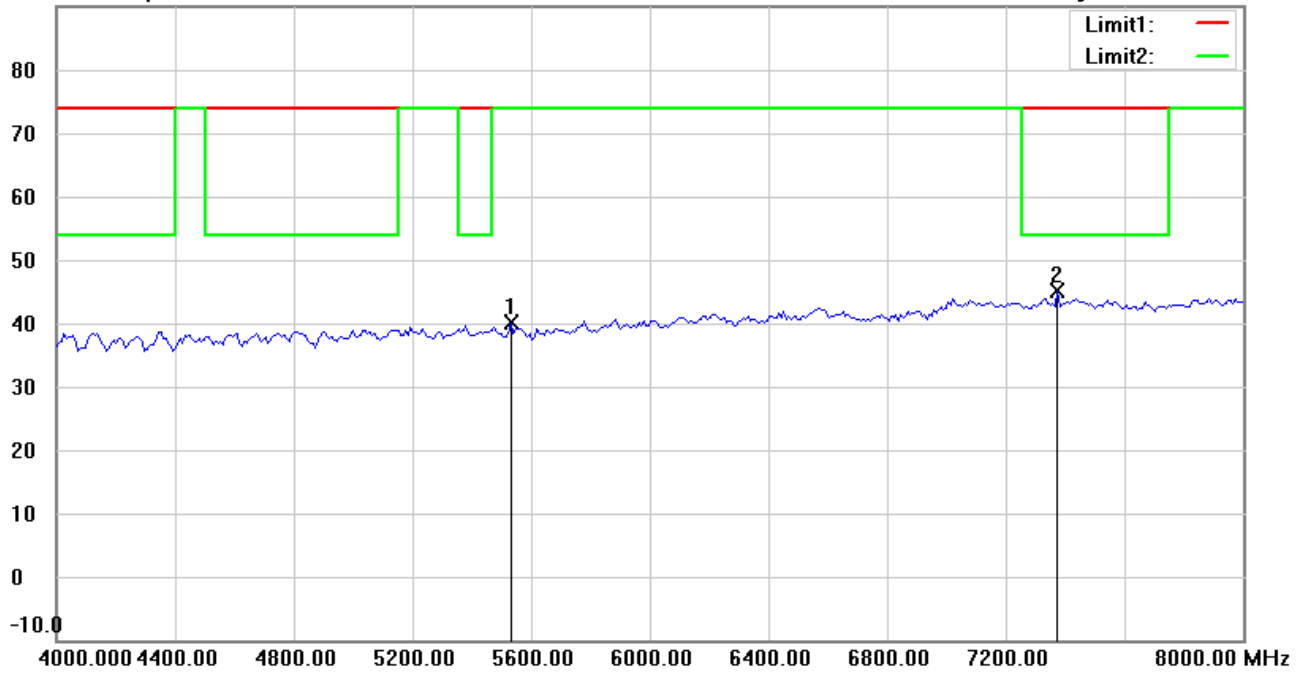
Date: 6/29/2021

Temperature:26.1 °C

90.0 dBuV/m

Time: 11:10:45 PM

Humidity:48.7 %



Site : Chamber

Condition : FCC\_part 15 RE-Class C\_Above 1GHz\_PK

Polarization: *Horizontal*

EUT : W6M22106-21038

Power : 120 Va.c.

M/N:

Distance: 3m

Test Mode : TX 921.98MHz

Note :

Mk.	Frequency (MHz)	Reading (dBuV)	Detector	Corr. factor (dB/m)	Result (dBuV/m)	Limit (dBuV/m)	Ant.Pos (cm)	Tab.Pos (deg.)	Margin (dB)	Comment
	5531.062	40.36	peak	-0.17	40.19	74.00	150	215	-33.81	
*	7374.749	41.21	peak	3.87	45.08	74.00	150	237	-28.92	



Radiated Emission Measurement

Operator: Vincent

File :3

Data :#7

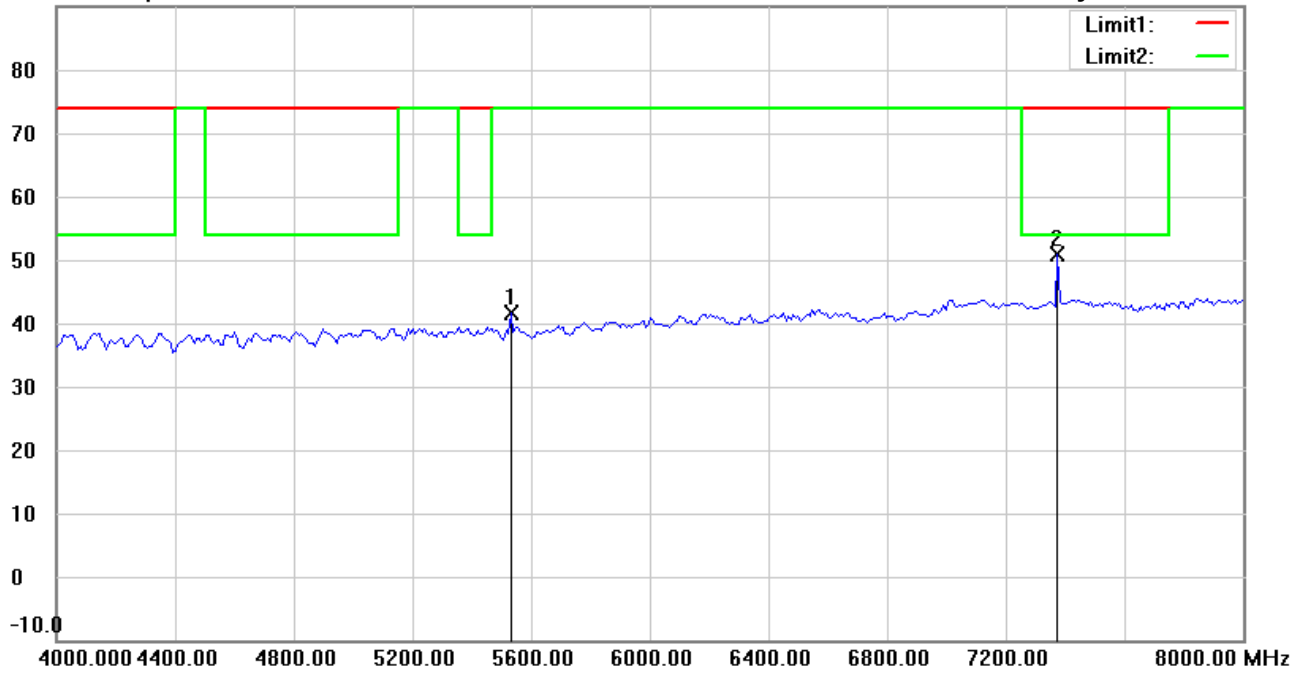
Date: 6/29/2021

Temperature:26.1 °C

90.0 dBuV/m

Time: 11:16:51 PM

Humidity:48.7 %



Site : Chamber

Condition : FCC\_part 15 RE-Class C\_Above 1GHz\_PK

Polarization: *Vertical*

EUT : W6M22106-21038

Power : 120 Va.c.

M/N:

Distance: 3m

Test Mode : TX 921.98MHz

Note :

Mk.	Frequency (MHz)	Reading (dBuV)	Detector	Corr. factor (dB/m)	Result (dBuV/m)	Limit (dBuV/m)	Ant.Pos (cm)	Tab.Pos (deg.)	Margin (dB)	Comment
	5531.062	41.84	peak	-0.17	41.67	74.00	150	224	-32.33	
*	7374.749	47.04	peak	3.87	50.91	74.00	150	168	-23.09	



Address:6F.,No.58,Ln 188,Ruey Kuang Rd,Neihu,Taipei  
 Tel:+886-2-6606-8877  
 Fax:+886-2-6606-8879

Radiated Emission Measurement

Operator: Vincent

File :3

Data :#4

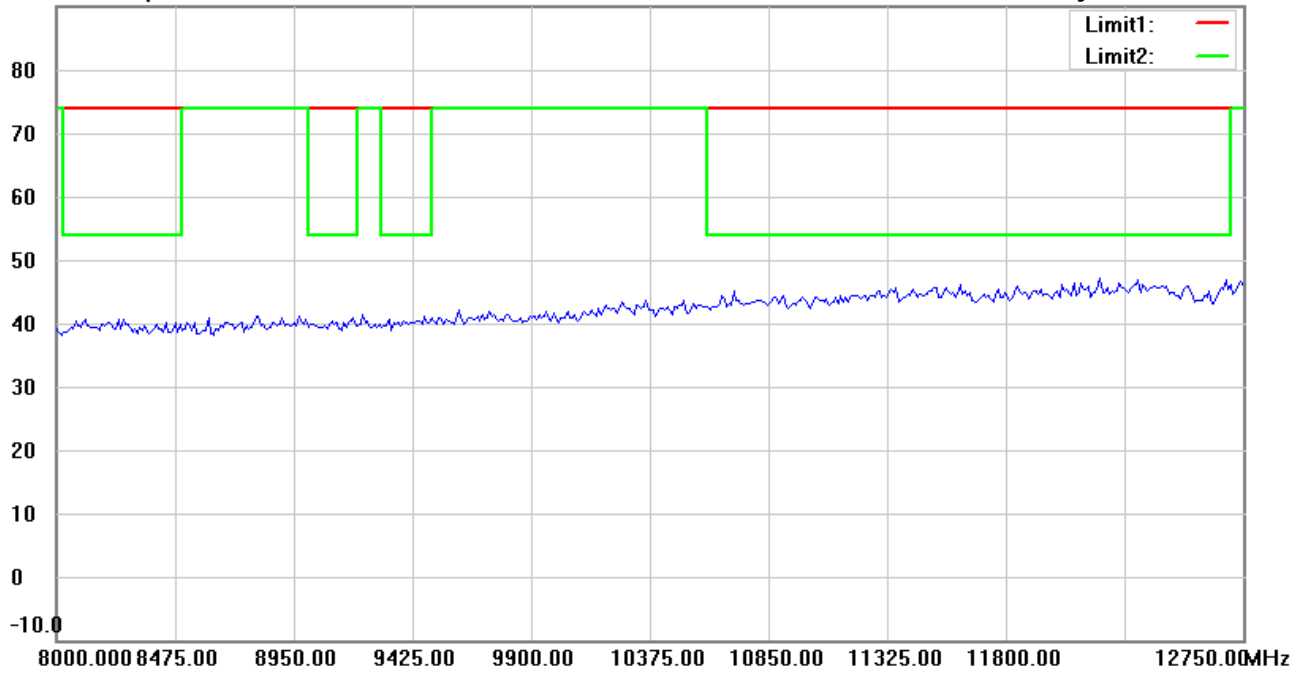
Date: 6/29/2021

Temperature:26.1 °C

90.0 dBuV/m

Time: 11:12:28 PM

Humidity:48.7 %



Site : Chamber

Condition : FCC\_part 15 RE-Class C\_Above 1GHz\_PK

Polarization: *Horizontal*

EUT : W6M22106-21038

Power : 120 Va.c.

M/N:

Distance: 3m

Test Mode : TX 921.98MHz

Note :

Mk.	Frequency (MHz)	Reading (dBuV)	Detector	Corr. factor (dB/m)	Result (dBuV/m)	Limit (dBuV/m)	Ant.Pos (cm)	Tab.Pos (deg.)	Margin (dB)	Comment
-----	-----------------	----------------	----------	---------------------	-----------------	----------------	--------------	----------------	-------------	---------

\*:Maximum data    x:Over limit    !:over margin



Address:6F.,No.58,Ln 188,Ruey Kuang Rd,Neihu,Taipei  
 Tel:+886-2-6606-8877  
 Fax:+886-2-6606-8879

Radiated Emission Measurement

Operator: Vincent

File :3

Data :#8

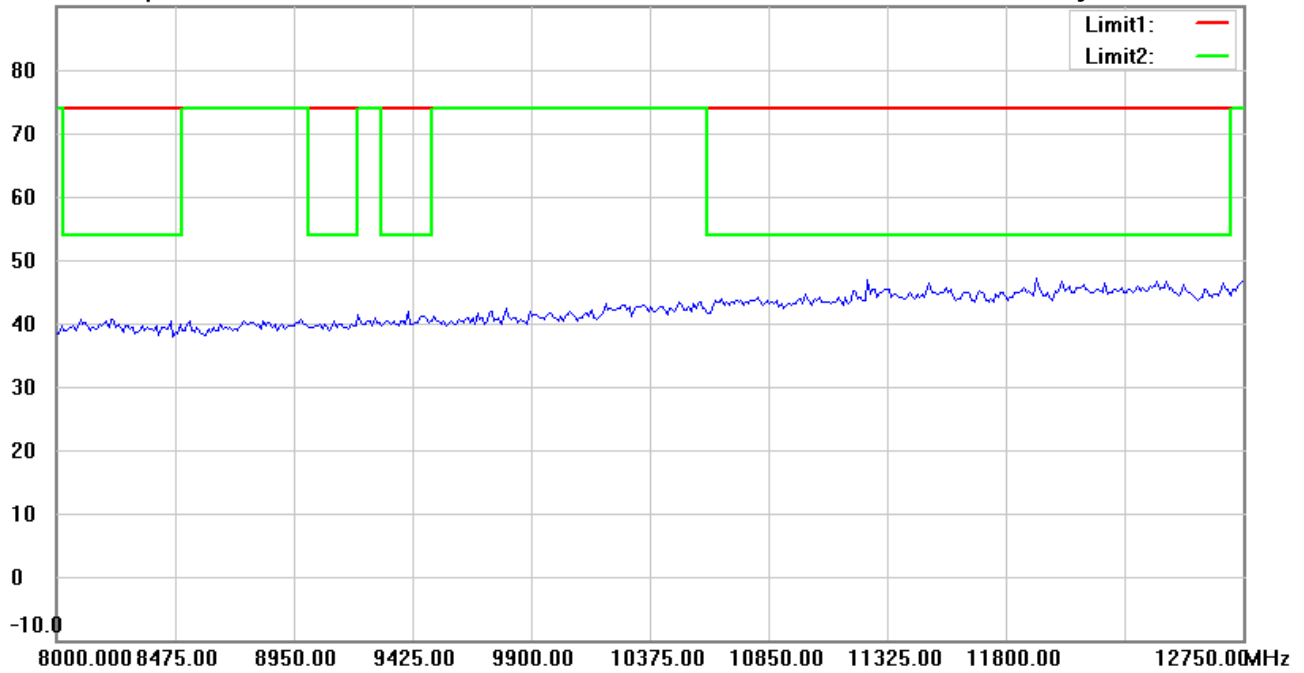
Date: 6/29/2021

Temperature:26.1 °C

90.0 dBuV/m

Time: 11:18:41 PM

Humidity:48.7 %



Site : Chamber

Condition : FCC\_part 15 RE-Class C\_Above 1GHz\_PK

Polarization: *Vertical*

EUT : W6M22106-21038

Power : 120 Va.c.

M/N:

Distance: 3m

Test Mode : TX 921.98MHz

Note :

Mk.	Frequency (MHz)	Reading (dBuV)	Detector	Corr. factor (dB/m)	Result (dBuV/m)	Limit (dBuV/m)	Ant.Pos (cm)	Tab.Pos (deg.)	Margin (dB)	Comment
-----	-----------------	----------------	----------	---------------------	-----------------	----------------	--------------	----------------	-------------	---------

\*:Maximum data    x:Over limit    !:over margin





Radiated Emission Measurement

Operator: Vincent

File :1

Data :#1

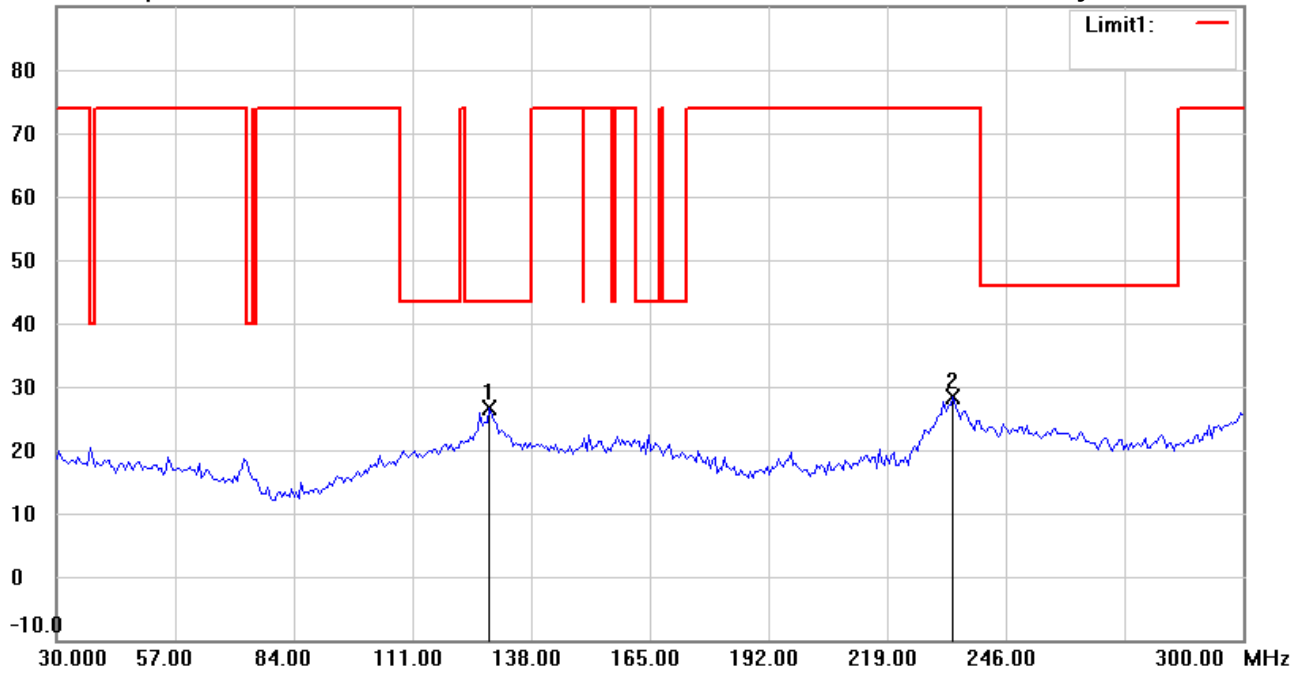
Date: 6/29/2021

Temperature:26.1 °C

90.0 dBuV/m

Time: 8:41:31 PM

Humidity:48.7 %



Site : Chamber

Condition : FCC Restriction Band 30-300

Polarization: *Horizontal*

EUT : W6M22106-21038

Power : 120 Va.c.

M/N:

Distance: 3m

Test Mode : TX 924.48MHz

Note :

Mk.	Frequency (MHz)	Reading (dBuV)	Detector	Corr. factor (dB/m)	Result (dBuV/m)	Limit (dBuV/m)	Ant.Pos (cm)	Tab.Pos (deg.)	Margin (dB)	Comment
*	128.4770	33.45	peak	-6.89	26.56	43.50	102	128	-16.94	
	233.9880	37.02	peak	-8.66	28.36	74.00	106	211	-45.64	



Radiated Emission Measurement

Operator: Vincent

File :1

Data :#2

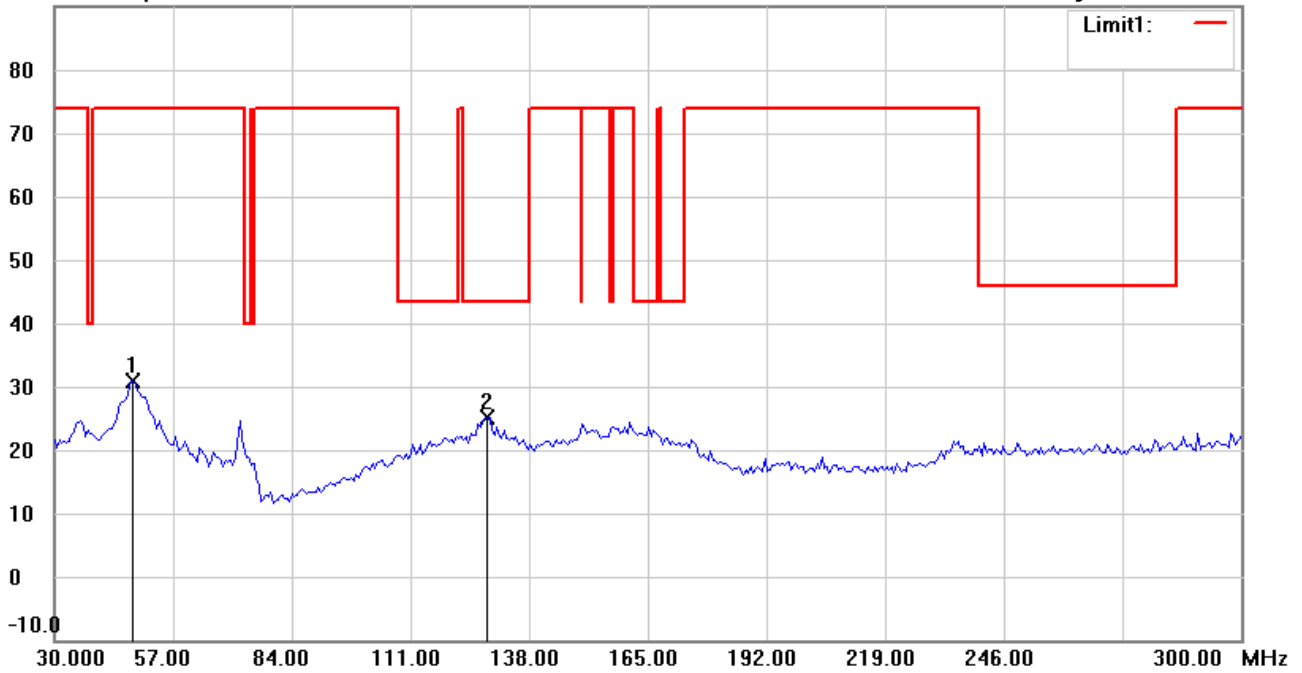
Date: 6/29/2021

Temperature:26.1 °C

90.0 dBuV/m

Time: 8:44:03 PM

Humidity:48.7 %



Site : Chamber

Condition : FCC Restriction Band 30-300

Polarization: **Vertical**

EUT : W6M22106-21038

Power : 120 Va.c.

M/N:

Distance: 3m

Test Mode : TX 924.48MHz

Note :

Mk.	Frequency (MHz)	Reading (dBuV)	Detector	Corr. factor (dB/m)	Result (dBuV/m)	Limit (dBuV/m)	Ant.Pos (cm)	Tab.Pos (deg.)	Margin (dB)	Comment
	47.8557	40.97	peak	-10.11	30.86	74.00	108	236	-43.14	
*	127.9360	32.05	peak	-6.92	25.13	43.50	110	149	-18.37	



Radiated Emission Measurement

Operator: Vincent

File :2

Data :#1

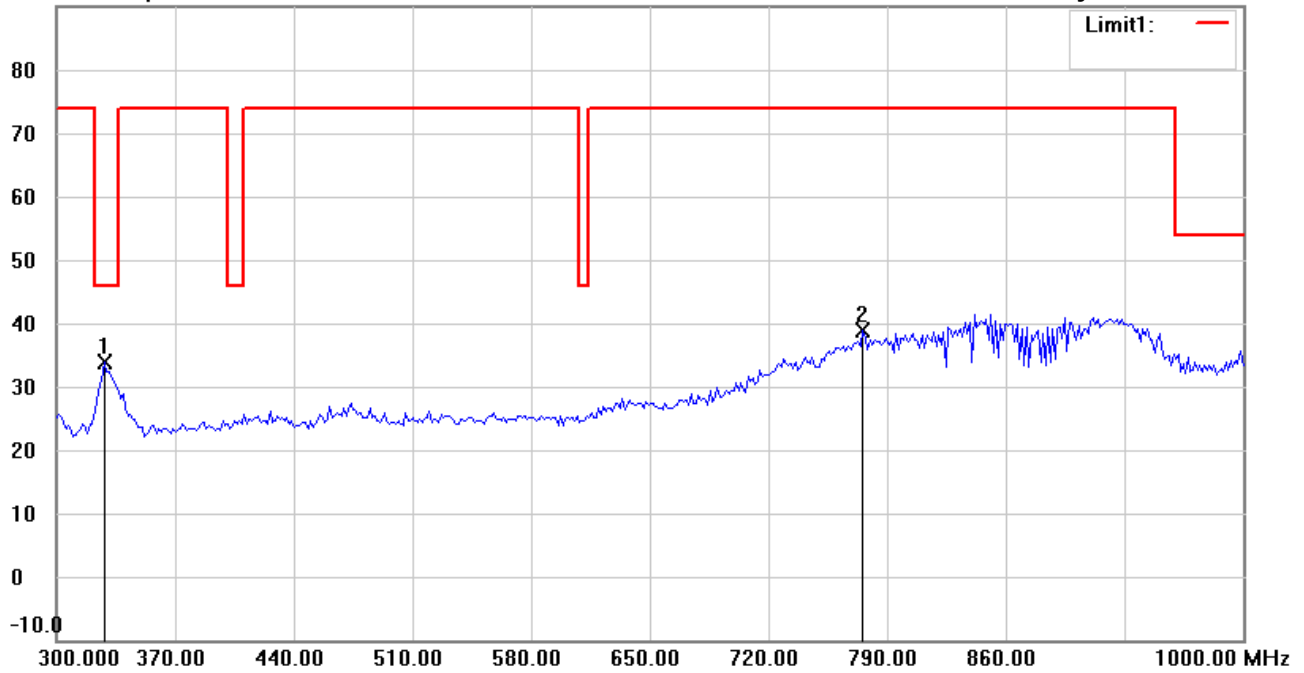
Date: 6/29/2021

Temperature:26.1 °C

90.0 dBuV/m

Time: 9:00:38 PM

Humidity:48.7 %



Site : Chamber

Condition : FCC Restriction Band 300-1000

Polarization: *Horizontal*

EUT : W6M22106-21038

Power : 120 Va.c.

M/N:

Distance: 3m

Test Mode : TX 924.48MHz

Note :

Mk.	Frequency (MHz)	Reading (dBuV)	Detector	Corr. factor (dB/m)	Result (dBuV/m)	Limit (dBuV/m)	Ant.Pos (cm)	Tab.Pos (deg.)	Margin (dB)	Comment
*	328.0561	39.28	peak	-5.42	33.86	46.00	104	221	-12.14	
	775.5511	37.55	peak	1.22	38.77	74.00	100	247	-35.23	



Radiated Emission Measurement

Operator: Vincent

File :2

Data :#2

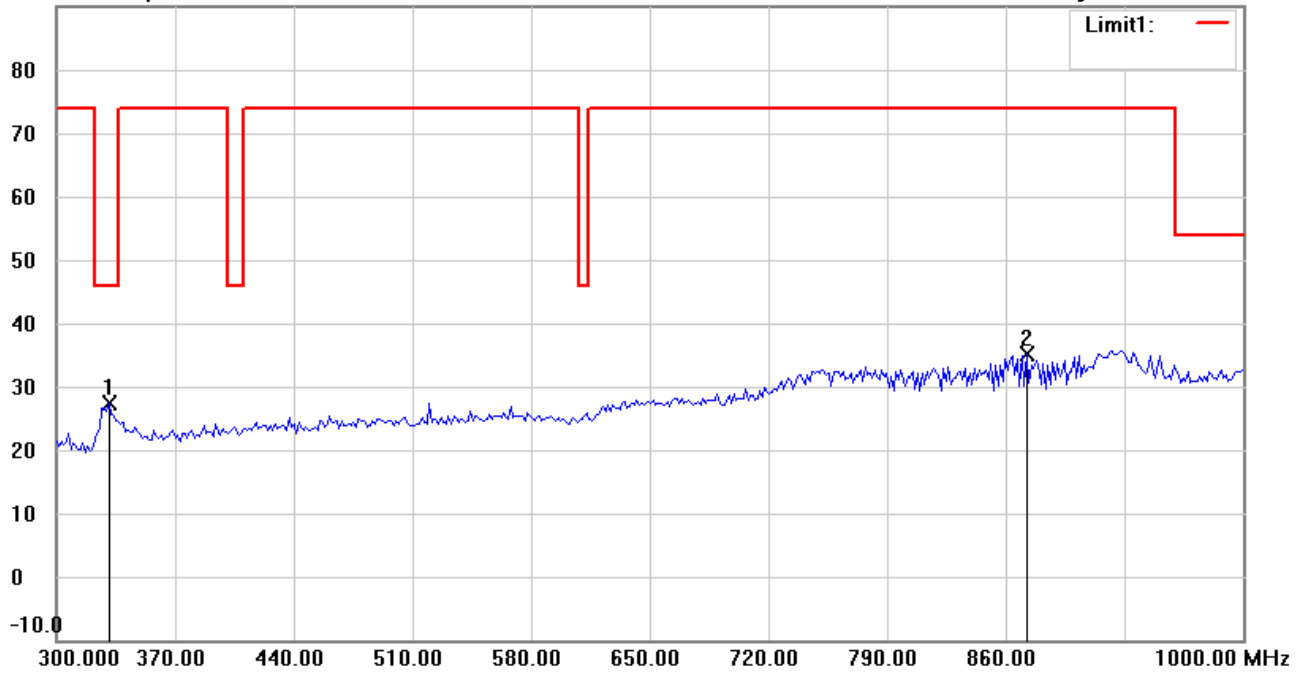
Date: 6/29/2021

Temperature:26.1 °C

90.0 dBuV/m

Time: 9:01:48 PM

Humidity:48.7 %



Site : Chamber

Condition : FCC Restriction Band 300-1000

Polarization: **Vertical**

EUT : W6M22106-21038

Power : 120 Va.c.

M/N:

Distance: 3m

Test Mode : TX 924.48MHz

Note :

Mk.	Frequency (MHz)	Reading (dBuV)	Detector	Corr. factor (dB/m)	Result (dBuV/m)	Limit (dBuV/m)	Ant.Pos (cm)	Tab.Pos (deg.)	Margin (dB)	Comment
*	330.8616	32.84	peak	-5.38	27.46	46.00	100	70	-18.54	
	872.3446	31.92	peak	3.18	35.10	74.00	102	226	-38.90	



Address:6F.,No.58,Ln 188,Ruey Kuang Rd,Neihu,Taipei  
 Tel:+886-2-6606-8877  
 Fax:+886-2-6606-8879

Radiated Emission Measurement

Operator: Vincent

File :3

Data :#1

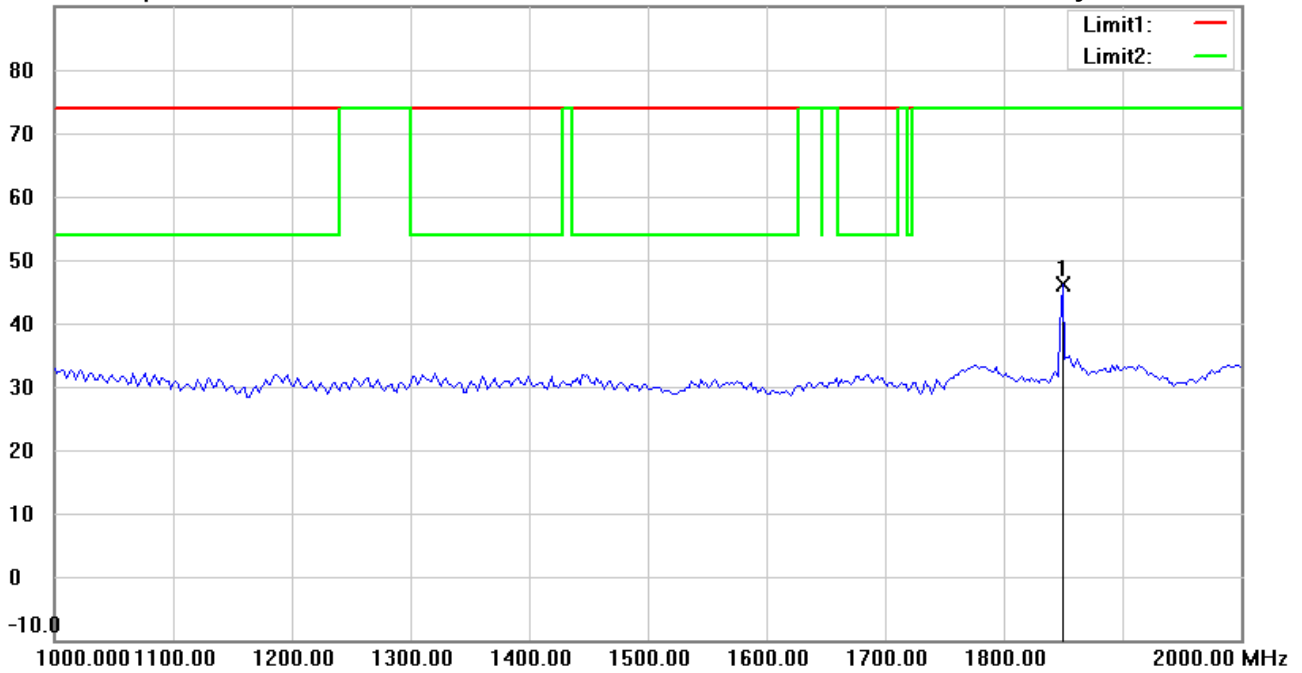
Date: 6/29/2021

Temperature:26.1 °C

90.0 dBuV/m

Time: 11:22:33 PM

Humidity:48.7 %



Site : Chamber

Condition : FCC\_part 15 RE-Class C\_Above 1GHz\_PK

Polarization: *Horizontal*

EUT : W6M22106-21038

Power : 120 Va.c.

M/N:

Distance: 3m

Test Mode : TX 924.48MHz

Note :

Mk.	Frequency (MHz)	Reading (dBuV)	Detector	Corr. factor (dB/m)	Result (dBuV/m)	Limit (dBuV/m)	Ant.Pos (cm)	Tab.Pos (deg.)	Margin (dB)	Comment
*	1849.699	53.50	peak	-7.25	46.25	74.00	150	28	-27.75	

\*:Maximum data    x:Over limit    !:over margin



Radiated Emission Measurement

Operator: Vincent

File :3

Data :#5

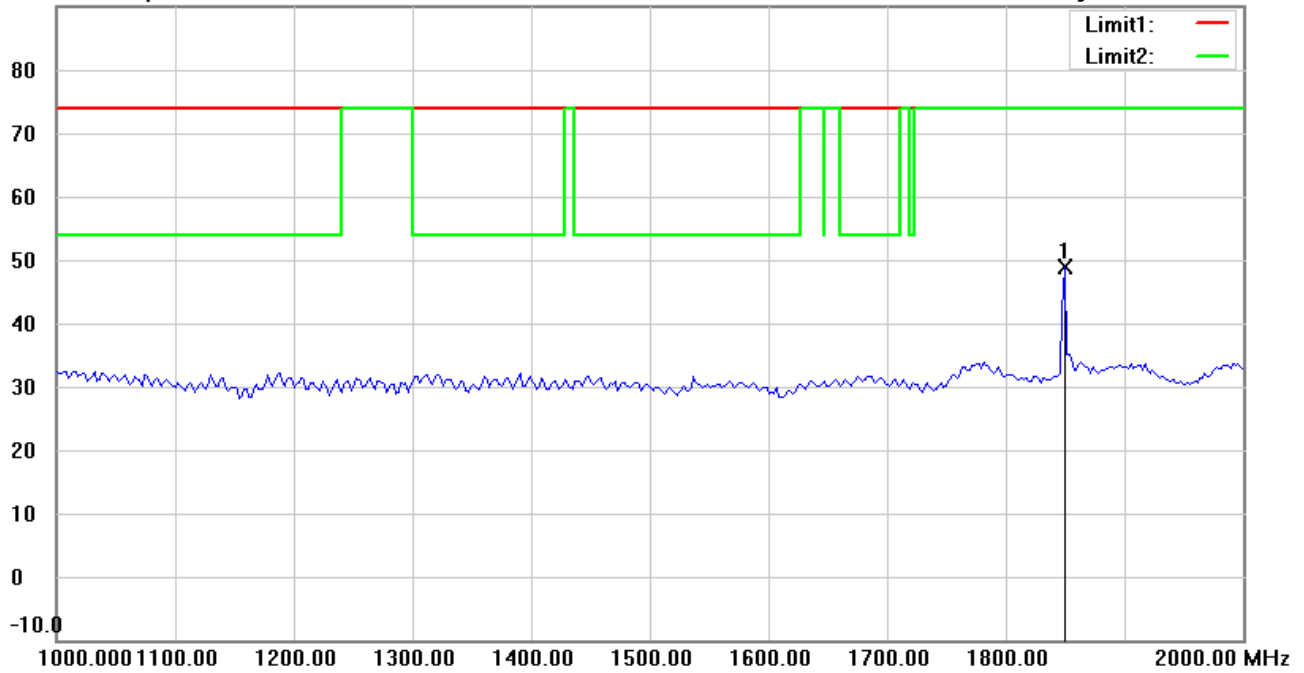
Date: 6/29/2021

Temperature:26.1 °C

90.0 dBuV/m

Time: 11:28:22 PM

Humidity:48.7 %



Site : Chamber

Condition : FCC\_part 15 RE-Class C\_Above 1GHz\_PK

Polarization: *Vertical*

EUT : W6M22106-21038

Power : 120 Va.c.

M/N:

Distance: 3m

Test Mode : TX 924.48MHz

Note :

Mk.	Frequency (MHz)	Reading (dBuV)	Detector	Corr. factor (dB/m)	Result (dBuV/m)	Limit (dBuV/m)	Ant.Pos (cm)	Tab.Pos (deg.)	Margin (dB)	Comment
*	1849.699	56.24	peak	-7.25	48.99	74.00	150	224	-25.01	



Radiated Emission Measurement

Operator: Vincent

File :3

Data :#2

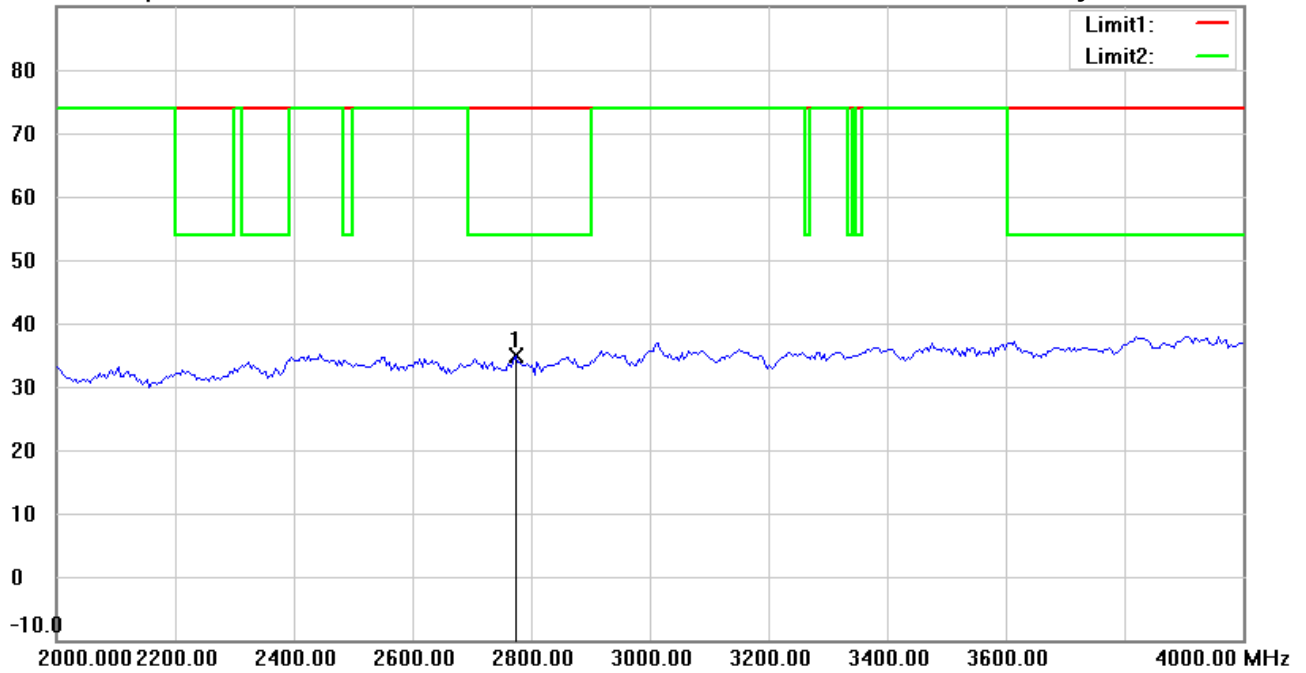
Date: 6/29/2021

Temperature:26.1 °C

90.0 dBuV/m

Time: 11:23:53 PM

Humidity:48.7 %



Site : Chamber

Condition : FCC\_part 15 RE-Class C\_Above 1GHz\_PK

Polarization: *Horizontal*

EUT : W6M22106-21038

Power : 120 Va.c.

M/N:

Distance: 3m

Test Mode : TX 924.48MHz

Note :

Mk.	Frequency (MHz)	Reading (dBuV)	Detector	Corr. factor (dB/m)	Result (dBuV/m)	Limit (dBuV/m)	Ant.Pos (cm)	Tab.Pos (deg.)	Margin (dB)	Comment
*	2773.547	40.46	peak	-5.52	34.94	74.00	150	248	-39.06	



Radiated Emission Measurement

Operator: Vincent

File :3

Data :#6

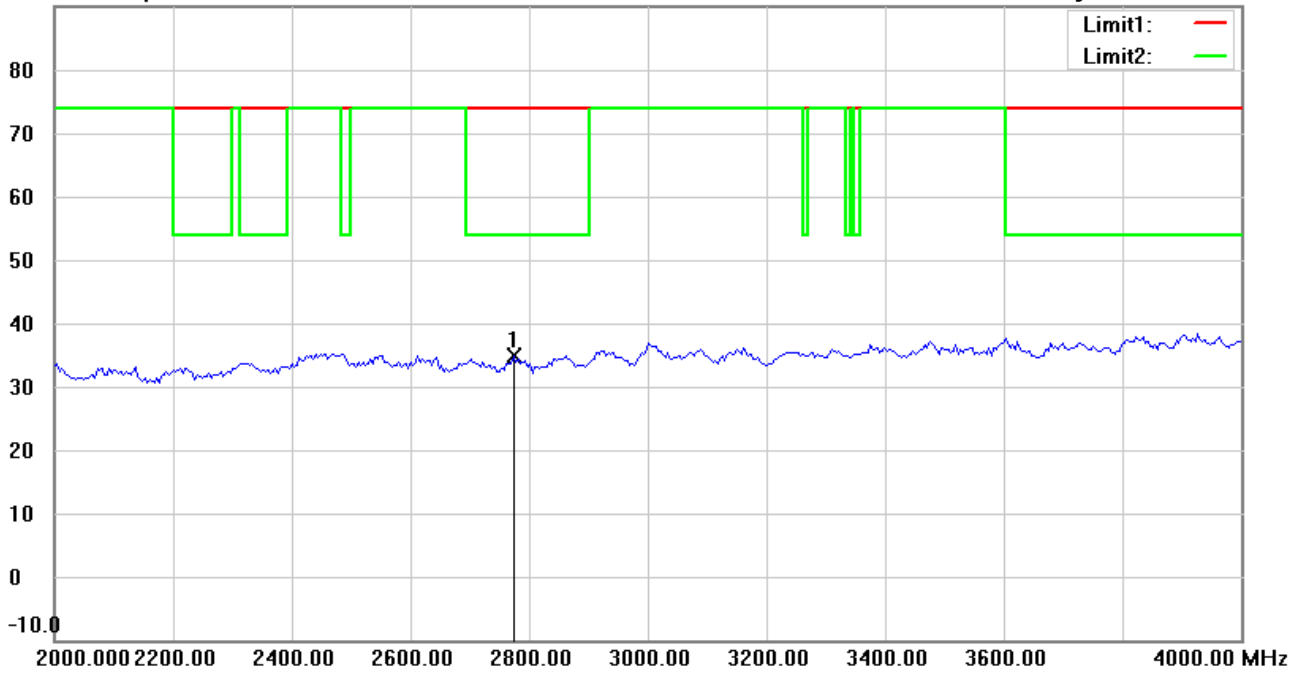
Date: 6/29/2021

Temperature:26.1 °C

90.0 dBuV/m

Time: 11:30:02 PM

Humidity:48.7 %



Site : Chamber

Condition : FCC\_part 15 RE-Class C\_Above 1GHz\_PK

Polarization: *Vertical*

EUT : W6M22106-21038

Power : 120 Va.c.

M/N:

Distance: 3m

Test Mode : TX 924.48MHz

Note :

Mk.	Frequency (MHz)	Reading (dBuV)	Detector	Corr. factor (dB/m)	Result (dBuV/m)	Limit (dBuV/m)	Ant.Pos (cm)	Tab.Pos (deg.)	Margin (dB)	Comment
*	2773.547	40.30	peak	-5.52	34.78	74.00	150	243	-39.22	





Radiated Emission Measurement

Operator: Vincent

File :3

Data :#3

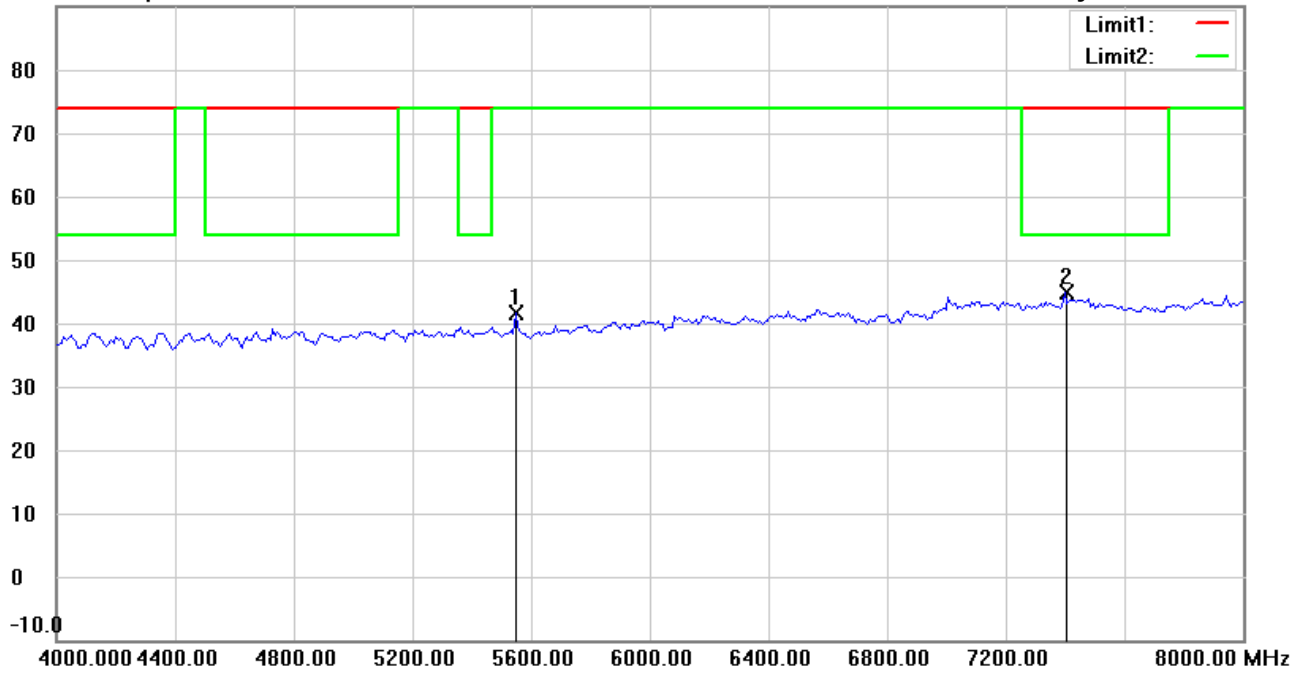
Date: 6/29/2021

Temperature:26.1 °C

90.0 dBuV/m

Time: 11:25:30 PM

Humidity:48.7 %



Site : Chamber

Condition : FCC\_part 15 RE-Class C\_Above 1GHz\_PK

Polarization: *Horizontal*

EUT : W6M22106-21038

Power : 120 Va.c.

M/N:

Distance: 3m

Test Mode : TX 924.48MHz

Note :

Mk.	Frequency (MHz)	Reading (dBuV)	Detector	Corr. factor (dB/m)	Result (dBuV/m)	Limit (dBuV/m)	Ant.Pos (cm)	Tab.Pos (deg.)	Margin (dB)	Comment
	5547.094	41.78	peak	-0.22	41.56	74.00	150	255	-32.44	
*	7398.798	40.93	peak	4.04	44.97	74.00	150	168	-29.03	



Radiated Emission Measurement

Operator: Vincent

File :3

Data :#7

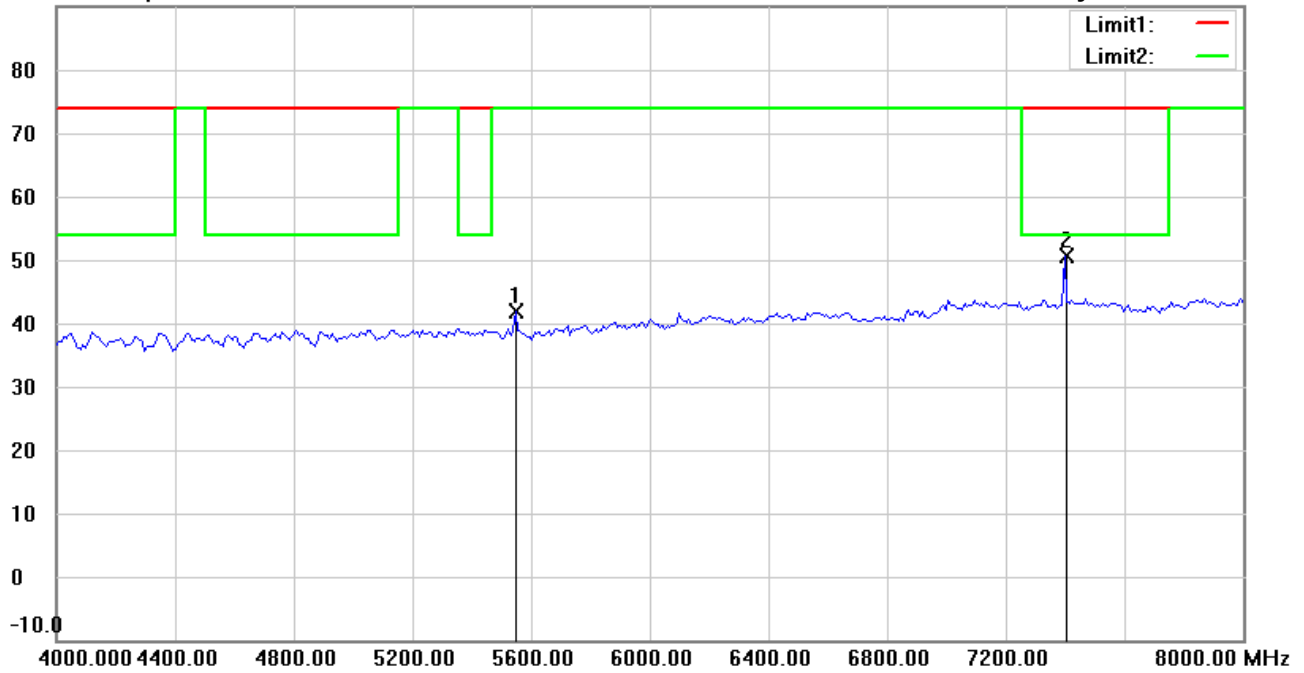
Date: 6/29/2021

Temperature:26.1 °C

90.0 dBuV/m

Time: 11:31:34 PM

Humidity:48.7 %



Site : Chamber

Condition : FCC\_part 15 RE-Class C\_Above 1GHz\_PK

EUT : W6M22106-21038

M/N:

Test Mode : TX 924.48MHz

Note :

Polarization: **Vertical**

Power : 120 Va.c.

Distance: 3m

Mk.	Frequency (MHz)	Reading (dBuV)	Detector	Corr. factor (dB/m)	Result (dBuV/m)	Limit (dBuV/m)	Ant.Pos (cm)	Tab.Pos (deg.)	Margin (dB)	Comment
	5547.094	42.12	peak	-0.22	41.90	74.00	150	221	-32.10	
*	7398.798	46.69	peak	4.04	50.73	74.00	150	248	-23.27	



Address:6F.,No.58,Ln 188,Ruey Kuang Rd,Neihu,Taipei  
 Tel:+886-2-6606-8877  
 Fax:+886-2-6606-8879

Radiated Emission Measurement

Operator: Vincent

File :3

Data :#4

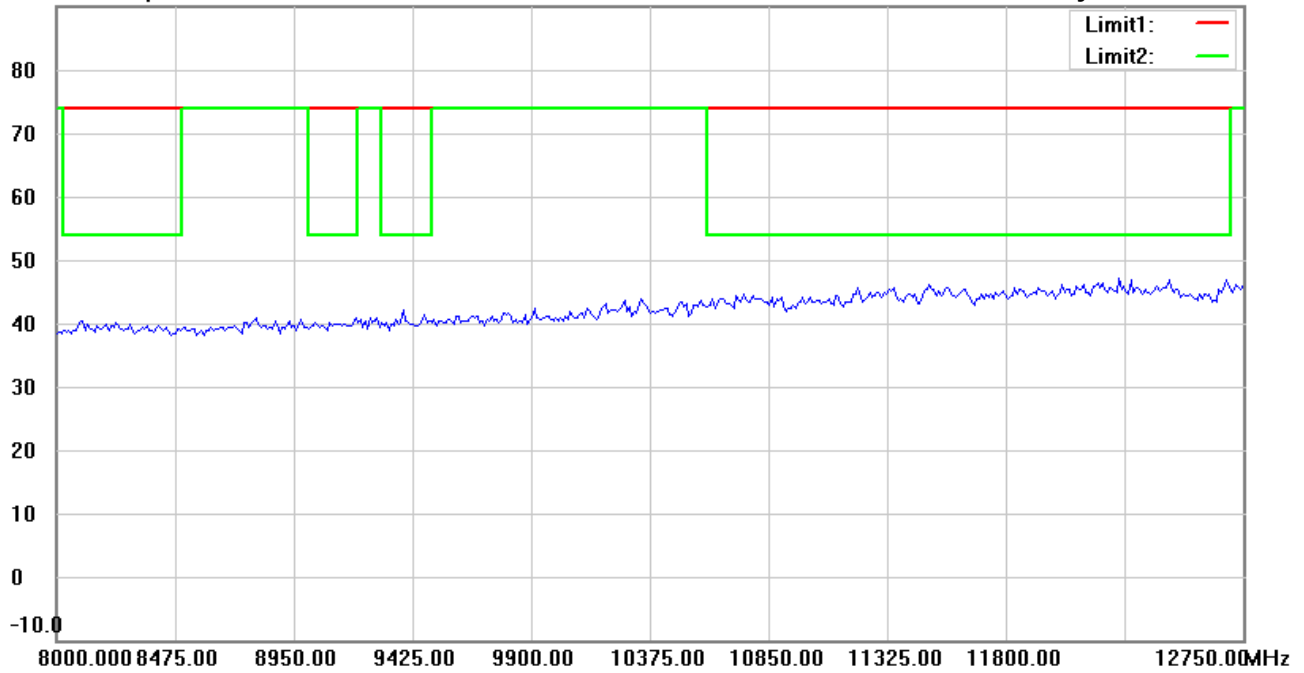
Date: 6/29/2021

Temperature:26.1 °C

90.0 dBuV/m

Time: 11:27:03 PM

Humidity:48.7 %



Site : Chamber

Condition : FCC\_part 15 RE-Class C\_Above 1GHz\_PK

Polarization: *Horizontal*

EUT : W6M22106-21038

Power : 120 Va.c.

M/N:

Distance: 3m

Test Mode : TX 924.48MHz

Note :

Mk.	Frequency (MHz)	Reading (dBuV)	Detector	Corr. factor (dB/m)	Result (dBuV/m)	Limit (dBuV/m)	Ant.Pos (cm)	Tab.Pos (deg.)	Margin (dB)	Comment
-----	-----------------	----------------	----------	---------------------	-----------------	----------------	--------------	----------------	-------------	---------

\*:Maximum data    x:Over limit    !:over margin



Address:6F.,No.58,Ln 188,Ruey Kuang Rd,Neihu,Taipei  
 Tel:+886-2-6606-8877  
 Fax:+886-2-6606-8879

Radiated Emission Measurement

Operator: Vincent

File :3

Data :#8

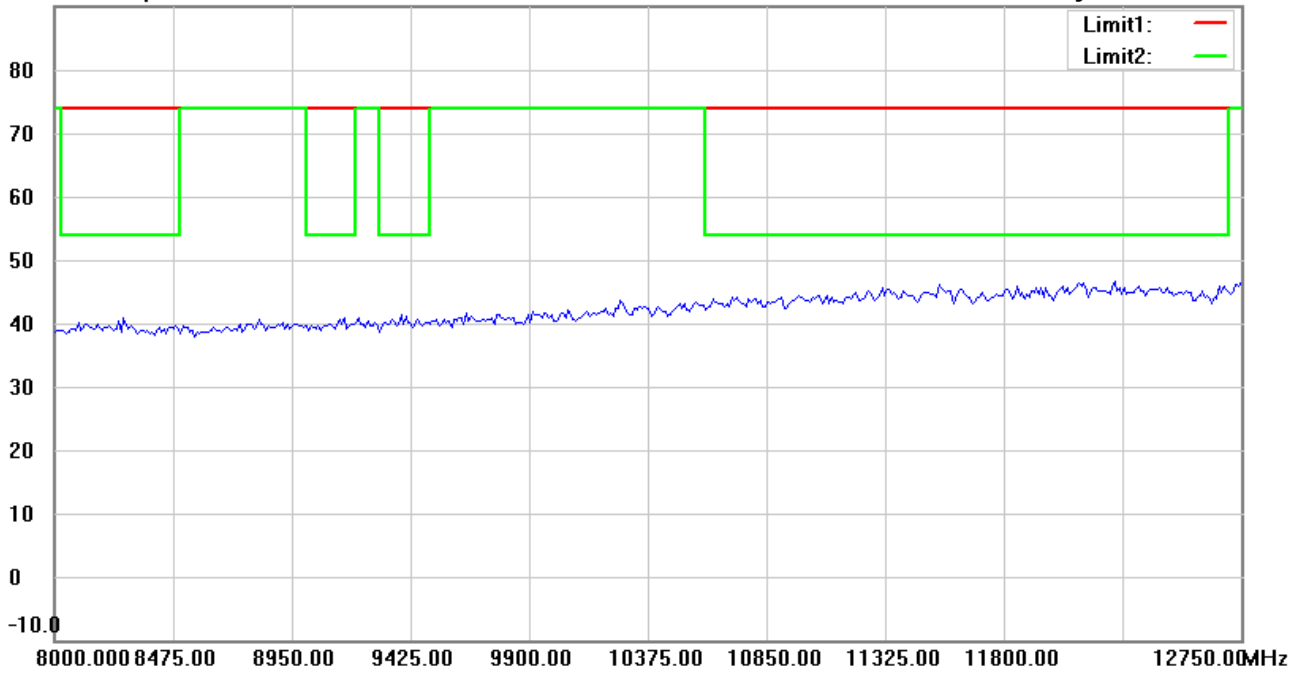
Date: 6/29/2021

Temperature:26.1 °C

90.0 dBuV/m

Time: 11:33:05 PM

Humidity:48.7 %



Site : Chamber

Condition : FCC\_part 15 RE-Class C\_Above 1GHz\_PK

Polarization: **Vertical**

EUT : W6M22106-21038

Power : 120 Va.c.

M/N:

Distance: 3m

Test Mode : TX 924.48MHz

Note :

Mk.	Frequency (MHz)	Reading (dBuV)	Detector	Corr. factor (dB/m)	Result (dBuV/m)	Limit (dBuV/m)	Ant.Pos (cm)	Tab.Pos (deg.)	Margin (dB)	Comment
-----	-----------------	----------------	----------	---------------------	-----------------	----------------	--------------	----------------	-------------	---------

\*:Maximum data    x:Over limit    !:over margin