

FCC RF Exposure Exemption report

for

Repeater

Model No.: RPN_x-xxxxx-xxxxx Series

(x=0~9, A~Z or blank)

FCC ID: GX9RPN3

of

Applicant: CLIMAX TECHNOLOGY CO., LTD.

Address: No. 258, Sinhu 2nd Rd., Neihu District, Taipei City 114,
Taiwan (R.O.C.)

Tested and Prepared

by

Worldwide Testing Services (Taiwan) Co., Ltd.

FCC Registration No.: TW1072, TW1140, TW1146, TW1477, TW0037

Industry Canada filed test laboratory Reg. No.: 20037, 31634



Report No.: W6M22405-23457-EE

6F, NO. 58, LANE 188, RUEY-KUANG RD., NEIHU TAIPEI 114, TAIWAN, R.O.C.
TEL: 886-2-66068877 FAX: 886-2-66068879 E-mail: wts@wts-lab.com



Registration number: W6M22405-23457-EE
FCC ID: GX9RPN3

TABLE OF CONTENTS

1 GENERAL INFORMATION.....2

1.1 NOTES2

1.2 TESTING LABORATORY3

1.3 APPLICATION DETAILS3

1.4 GENERAL INFORMATION OF TEST ITEM.....4

1.5 TEST STANDARDS4

2 TEST CONFIGURATION5

2.1 TEST ENVIRONMENT5

2.2 MEASUREMENT UNCERTAINTY5

2.3 TEST EQUIPMENT LIST.....5

3 EQUIVALENT ISOTROPIC RADIATED POWER (EIRP).....6

3.1 EXEMPTION LIMITS FOR ROUTINE EVALUATION6



Worldwide Testing Services(Taiwan) Co., Ltd.

Registration number: W6M22405-23457-EE

FCC ID: GX9RPN3

1 General Information

1.1 Notes

The purpose of conformity testing is to increase the probability of adherence to the essential requirements or conformity specifications, as appropriate.

The complexity of the technical specifications, however, means that full and thorough testing is impractical for both technical and economic reasons.

Furthermore, there is no guarantee that a test sample which has passed all the relevant tests conforms to a specification.

Neither is there any guarantee that such a test sample will interwork with other genuinely open systems. The existence of the tests nevertheless provides the confidence that the test sample possesses the qualities as maintained and that its performance generally conforms to representative cases of communications equipment.

Laboratory disclaimer-

1. The test results of this test report relate exclusively to the item tested as specified in 1.5.
2. The test report may only be reproduced or published in full.
3. Reproduction or publication of extracts from the report requires the prior written approval of the Worldwide Testing Services(Taiwan) Co., Ltd.
4. Antenna gain is provided by applicant and laboratory issue relevant data and results.

Tester:

June 18, 2024

Ken Kang

Date

WTS-Lab.

Name

Signature

Technical responsibility for area of testing:

June 18, 2024

Kevin Wang

Date

WTS

Name

Signature



Worldwide Testing Services(Taiwan) Co., Ltd.

Registration number: W6M22405-23457-EE

FCC ID: GX9RPN3

1.2 Testing laboratory

1.2.1 Location

10m OATS

No.5-1, Lishui, Shuang Sing Village, Wanli Dist.,
New Taipei City 207, Taiwan (R.O.C.)

Xizhi Lab

No. 99, Sec. 1, Balian Rd., Xizhi Dist.,
New Taipei City 221032, Taiwan (R.O.C.)

Worldwide Testing Services (Taiwan) Co., Ltd.
6F., No. 58, Ln. 188, Ruiguang Rd., Neihu Dist.,
Taipei City 114, Taiwan (R.O.C.)
Tel: 886-2-6606-8877

1.2.2 Details of accreditation status

Accredited testing laboratory

FCC filed test laboratory Reg. No.: TW1072, TW1140, TW1146, TW1477, TW0037

Industry Canada filed test laboratory Reg. No.: 20037, 31634

Test location, where different from Worldwide Testing Services (Taiwan) Co., Ltd. :

Name: ./.
Accredited no.: ./.
Street: ./.
Town: ./.
Country: ./.

1.3 Application details

Approval holder

Name: CLIMAX TECHNOLOGY CO., LTD.
Street: No. 258, Sinhu 2nd Rd., Neihu District,
Town: Taipei City 114,
Country: Taiwan (R.O.C.)

Manufacturer: (if applicable)

Name: ./.
Street: ./.
Town: ./.
Country: ./.



Worldwide Testing Services(Taiwan) Co., Ltd.

Registration number: W6M22405-23457-EE
FCC ID: GX9RPN3

Date of receipt of test item: May 06, 2024
Date of test: from May 07, 2024 to June 17, 2024

1.4 General information of Test item

Type of test item: Repeater
Model no.: RPNx-xxxxx-xxxxx Series(x=0~9, A~Z or blank)
Multi-listing model no.: ./.
Brand name: ./.
Power supply: Adapter (I/P: 100-240V~0.4A 50/60Hz
O/P: 12.0V=1.0A 12.0W)
Battery 7.2V, 1100mAh
Type of antenna: PCB antenna
Antenna gain: -0.84 dBi

Technical data

Mode	Frequency	Power (dBm)
910.76MHz	906.32 MHz	18.72
	914.84 MHz	15.82

Operation modes: Duplex
Modulation type: FSK
Sample no.: #01

Classification:


Fixed Device	<input checked="" type="checkbox"/>
Mobile Device (Human Body distance > 20cm)	<input type="checkbox"/>
Portable Device (Human Body distance < 20cm)	<input type="checkbox"/>

1.5 Test standards

15 SUBPART C § 15.247 (2023-10)

Special statement:

1. This test report is valid in connection to the model has been tested, any modification to the product which is different from the test model will avoid the certification of the test report.
2. This test report shall always be duplicated in full pages unless the written approval of the testing.
3. The x in model number is representing different case shape, case colors, led mask color, and control ID.
4. The model number of EUT is RPN-3. This model does not contain logo.



Registration number: W6M22405-23457-EE

FCC ID: GX9RPN3

2 Test configuration

2.1 Test environment

Relative humidity content: 20 ... 75 %

Air pressure: 86 ... 103 kPa

Extreme conditions parameters: ./.


2.2 Measurement uncertainty

Test item Name	Uncertainty
Estimation Result of Uncertainty of Conducted Output Power Measurement (Peak Output Power (transmitter))	Expanded Uncertainty : 1.64 dB

The decision rule is: Measurement uncertainty is not included in the calculation of test results.

2.3 Test Equipment List

Code No.	Test equipment	Mode No.	Serial No.	Brand	Cal. Date	Next Cal. Date
ETSTW-RE 050	Attenuator 10dB	50HF-010-1	None	JFW	2024/2/16	2025/2/15
ETSTW-RE 055	SPECTRUM ANALYZER	FSU 26	200074	R&S	2024/3/7	2025/3/6
ETSTW-RE 099	DC Block	50DB-007-1	None	JFW	2024/2/16	2025/2/15
ETSTW-Cable 030	Microwave Cable	SUCOFLEX 104 (S_Cable 9)	279067	HUBER+SUHNER	2024/2/16	2025/2/15



Registration number: W6M22405-23457-EE

FCC ID: GX9RPN3

3 Equivalent Isotropic Radiated Power (EIRP)

3.1 Exemption Limits for Routine Evaluation

according to 47 CFR FCC Part 2 Subpart J, section 2.1091

FCC OET Bulletin 65 Edition 97.01 determines the equations for predicting RF fields and applicable limits.

The prediction for power density in the far-field but will over-predict power density in the near field, where it could be used for walking a “worst case” or conservative prediction.

Systems operating under the provisions of this section shall be operated in a manner that ensures that the public is not exposed to radio frequency energy levels in excess limit for maximum permissible exposure. In accordance with 47 CFR FCC Part 2 Subpart J, section 2.1091 this device has been defined as a mobile device whereby a distance of 20 cm normally can be maintained between the user and the device.

MPE Calculation Method

(A) Limits for Occupational/Controlled Exposure

Frequency Range (MHz)	Electric Field Strength (E) (V/m)	Magnetic Field Strength (H) (A/m)	Power Density (S) (mW/cm ²)	Averaging Time E ² , H ² or S (minutes)
0.3-3.0	614	1.63	(100)*	6
3.0-30	1842/f	4.89/f	(900/f ²)*	6
30-300	61.4	0.163	1.0	6
300-1500	--	--	f/300	6
1500-100,000	--	--	5	6

(B) Limits for General Population/Uncontrolled Exposure

Frequency Range (MHz)	Electric Field Strength (E) (V/m)	Magnetic Field Strength (H) (A/m)	Power Density (S) (mW/cm ²)	Averaging Time E ² , H ² or S (minutes)
0.3-1.34	614	1.63	(100)*	30
1.34-30	824/f	2.19/f	(180/f ²)*	30
30-300	27.5	0.073	0.2	30
300-1500	--	--	f/1500	30
1500-100,000	--	--	1.0	30

f = frequency in MHz


*Plane-wave equivalent power density

E = Electric field (V/m) P = output power (W) G = EUT Antenna numeric gain (numeric)

d = Separation distance between radiator and human body (m)

The formula can be changed to

$$Pd = \frac{30 \times P \times G}{377 \times d^2} \quad \text{mW/cm}^2.$$



Worldwide Testing Services(Taiwan) Co., Ltd.

Registration number: W6M22405-23457-EE
FCC ID: GX9RPN3

Mode	Channel/ Frequency (MHz)	Max output power (dBm)	Antenna Gain (dBi)	Power density (mW/cm ²)	Limit (mW/cm ²)	Ratio
910.76	906.32 MHz	18.72	-0.84	0.0122	0.6042	0.02
	914.84 MHz	15.82	-0.84	0.0063	0.6099	0.01

From the peak EUT RF output power, the minimum mobile separation distance, $d = 20$ cm, as well as the gain of the used antenna, the RF power density can be obtained.