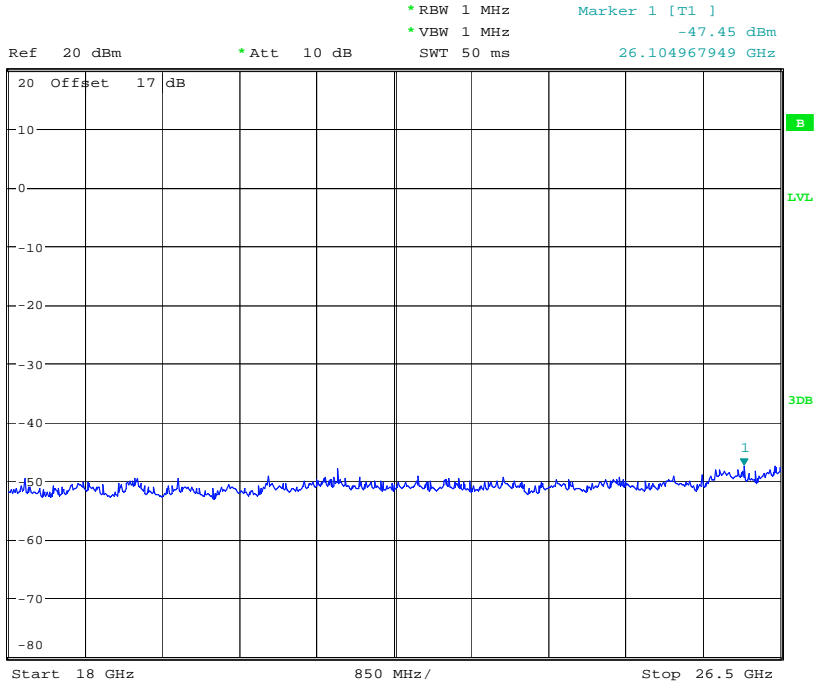


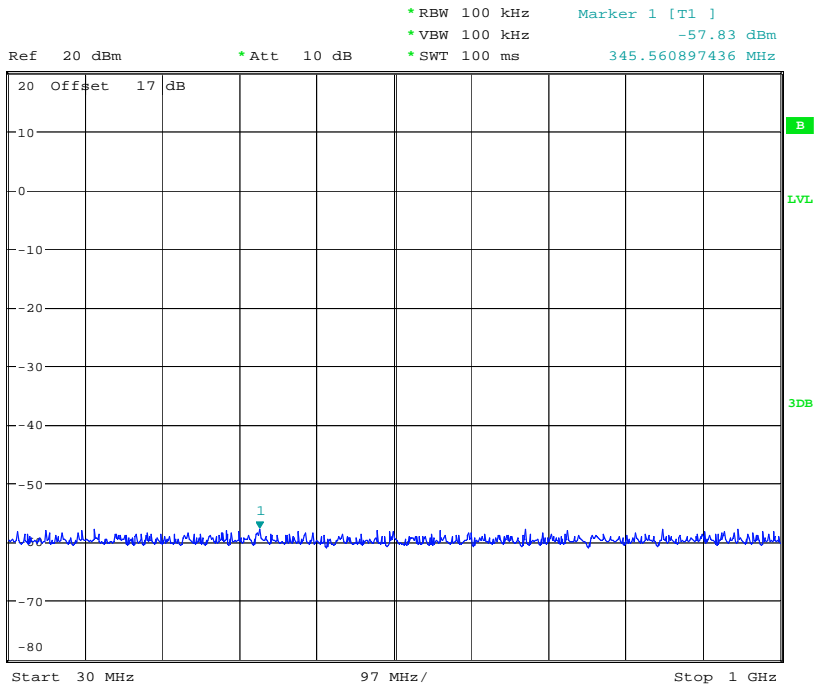


Report Number: W6M21308-13443-P-2224
FCC ID: GX9MX




CONDUCTED SPURIOUS EMISSION WCDMA BAND V CH4132
Date: 22.AUG.2013 20:48:10

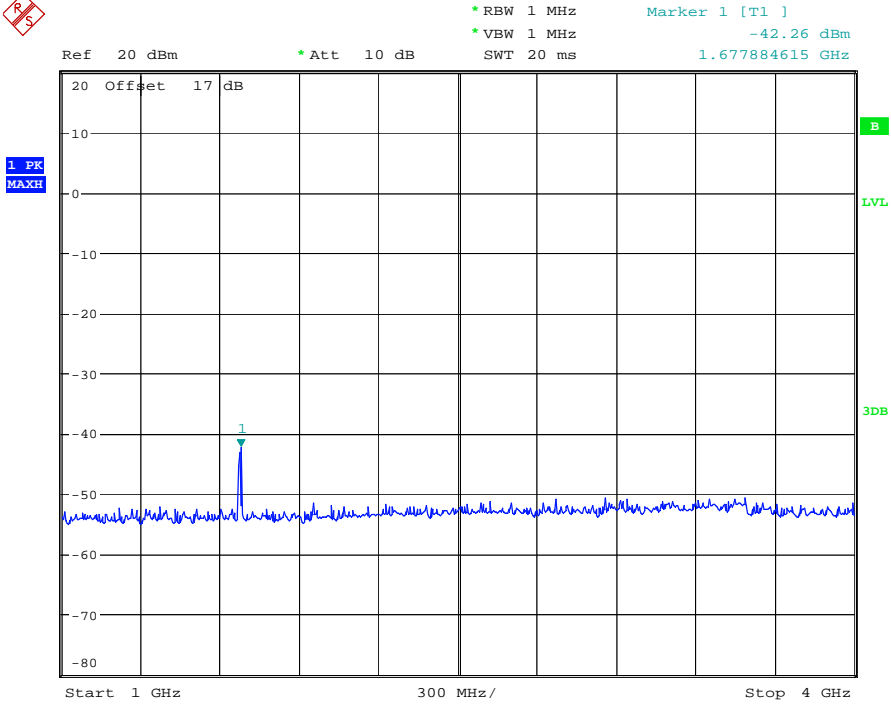
CH4183



CONDUCTED SPURIOUS EMISSION WCDMA BAND V CH4183
Date: 22.AUG.2013 19:53:23

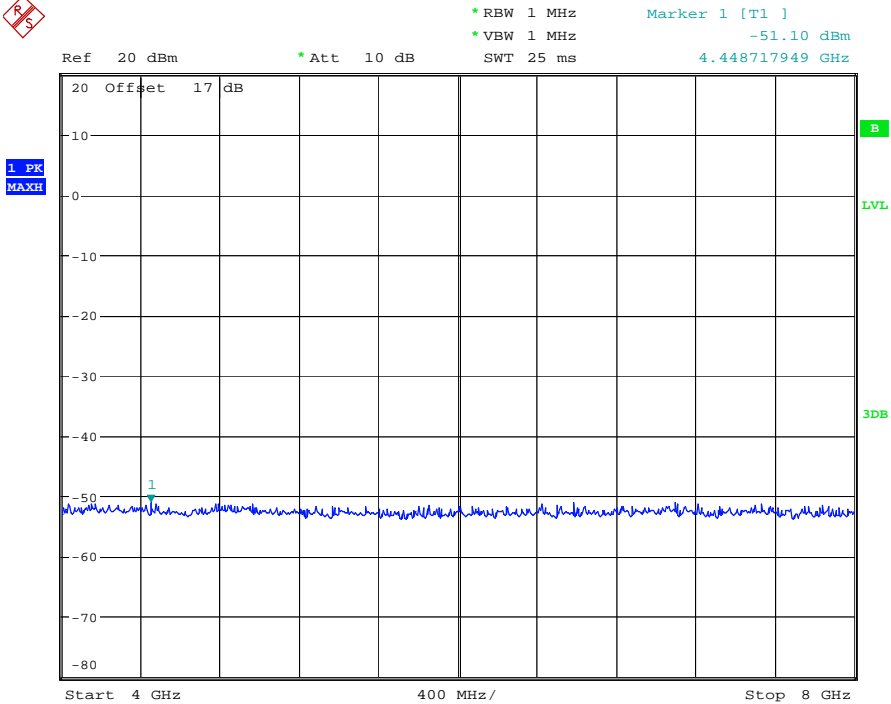


Report Number: W6M21308-13443-P-2224
FCC ID: GX9MX




CONDUCTED SPURIOUS EMISSION WCDMA BAND V CH4183

Date: 22.AUG.2013 20:00:17

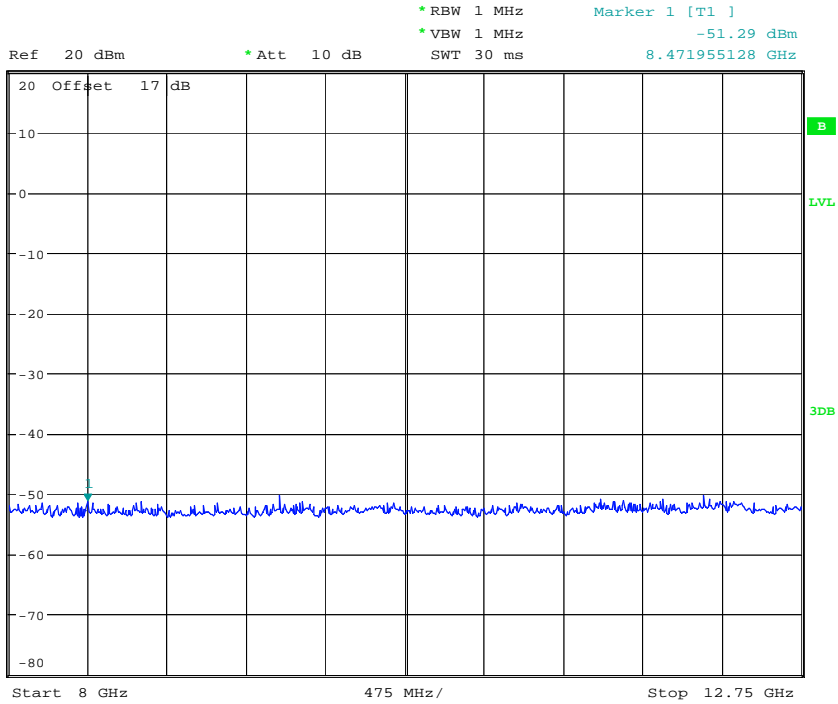


CONDUCTED SPURIOUS EMISSION WCDMA BAND V CH4183

Date: 22.AUG.2013 20:01:02

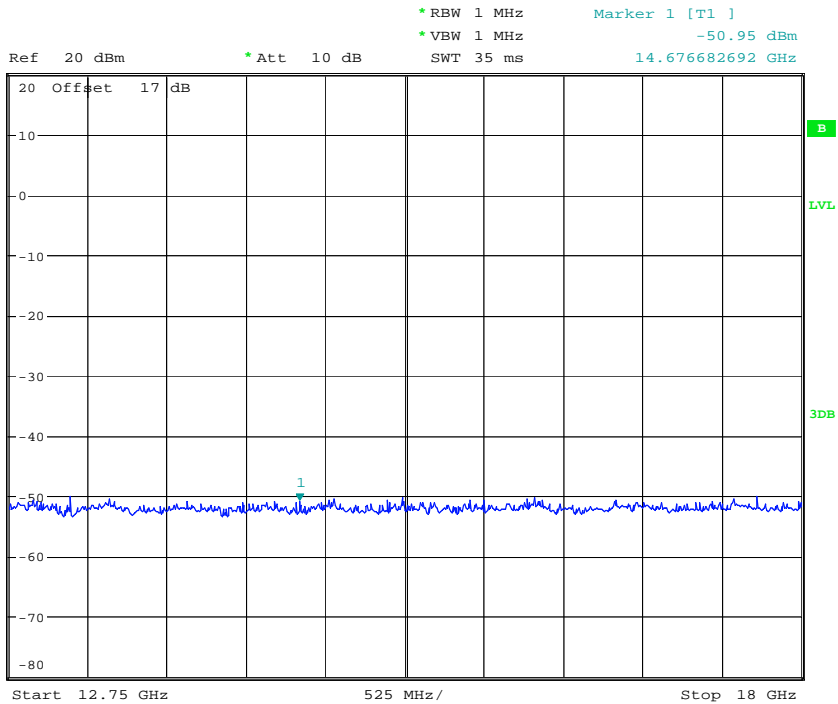


Report Number: W6M21308-13443-P-2224
FCC ID: GX9MX




CONDUCTED SPURIOUS EMISSION WCDMA BAND V CH4183

Date: 22.AUG.2013 20:03:11



CONDUCTED SPURIOUS EMISSION WCDMA BAND V CH4183

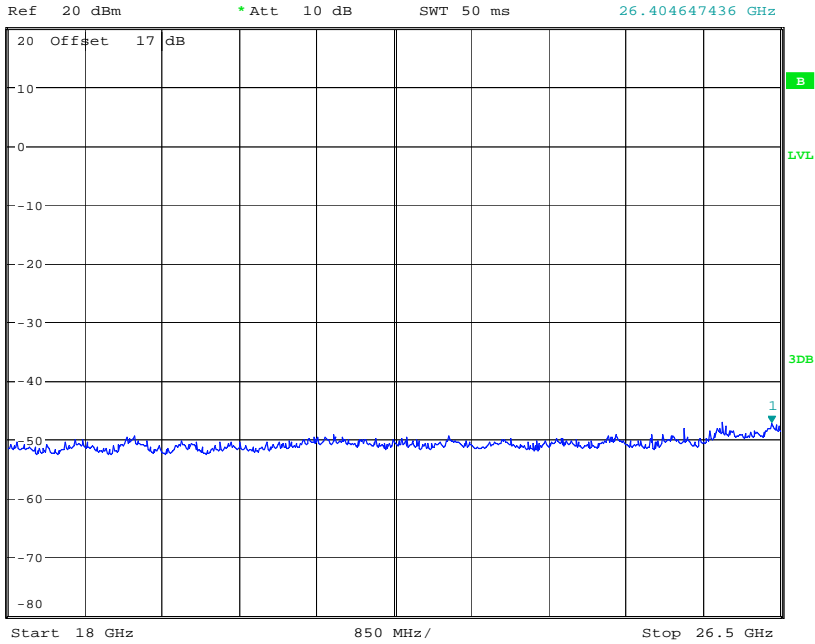
Date: 22.AUG.2013 20:46:09



Report Number: W6M21308-13443-P-2224
FCC ID: GX9MX



* RBW 1 MHz Marker 1 [T1]
* VBW 1 MHz -47.41 dBm
SWT 50 ms 26.404647436 GHz



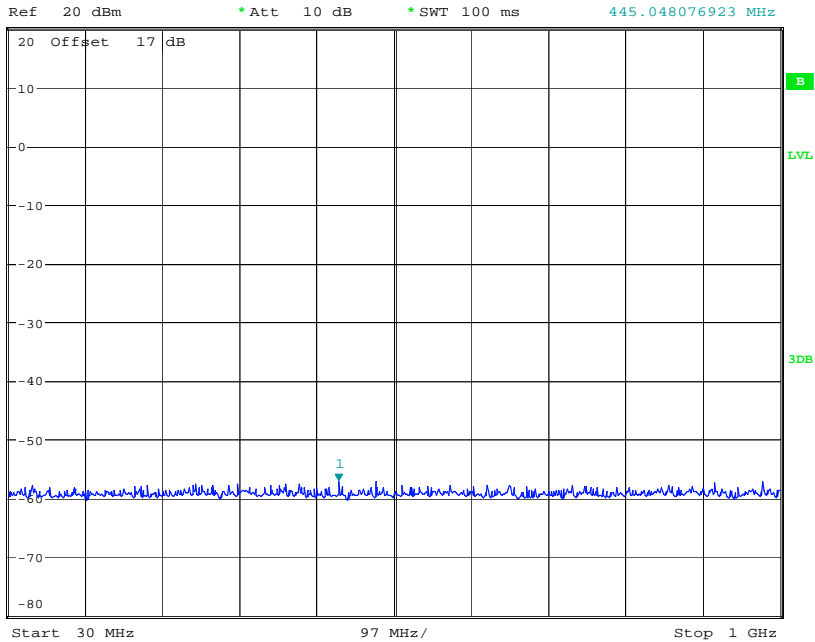
CONDUCTED SPURIOUS EMISSION WCDMA BAND V CH4183

Date: 22.AUG.2013 20:47:48

CH4233




* RBW 100 kHz Marker 1 [T1]
* VBW 100 kHz -57.14 dBm
* SWT 100 ms 445.048076923 MHz

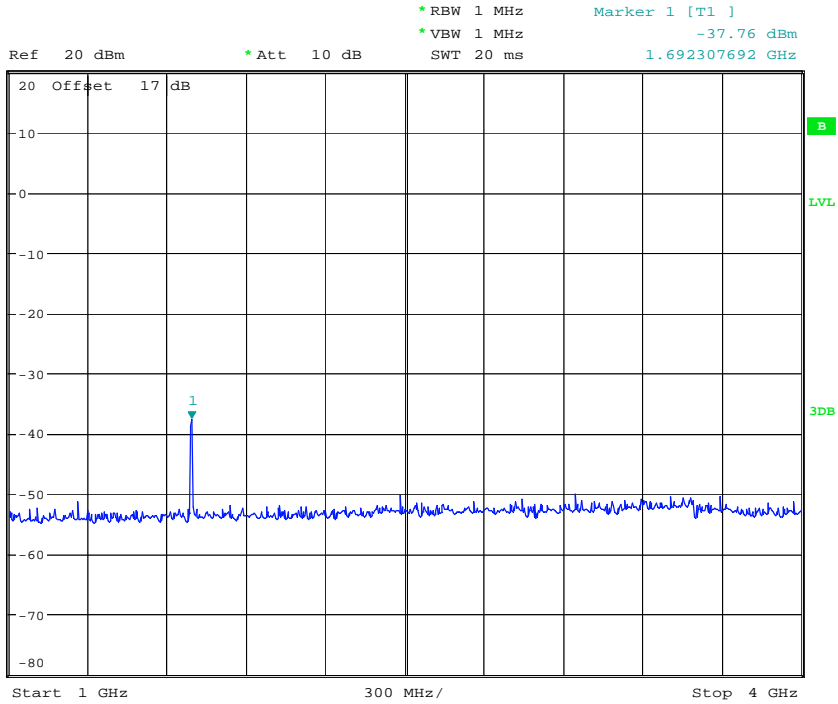


CONDUCTED SPURIOUS EMISSION WCDMA BAND V CH4233

Date: 22.AUG.2013 19:53:55

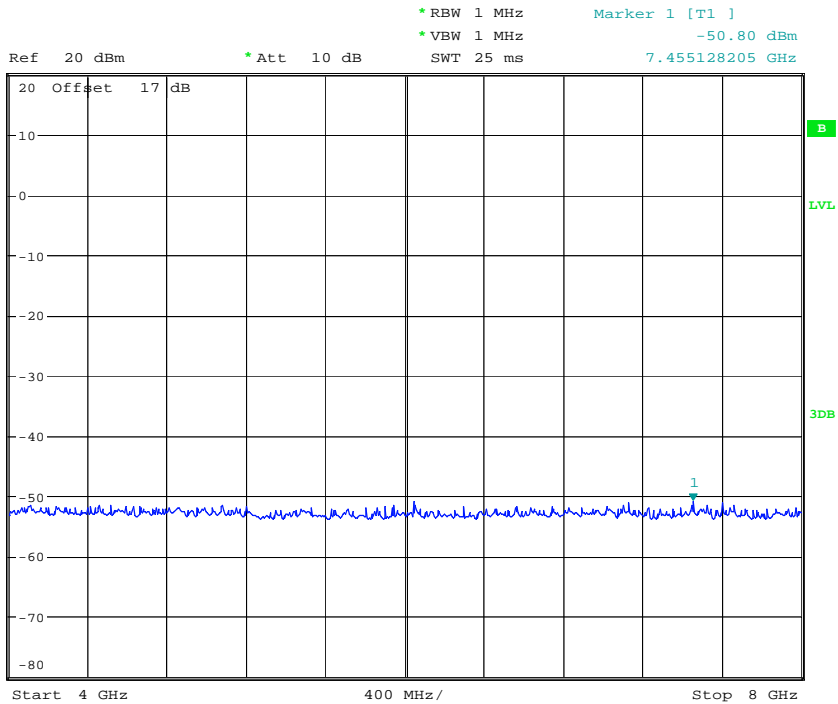


Report Number: W6M21308-13443-P-2224
FCC ID: GX9MX




CONDUCTED SPURIOUS EMISSION WCDMA BAND V CH4233

Date: 22.AUG.2013 19:58:26

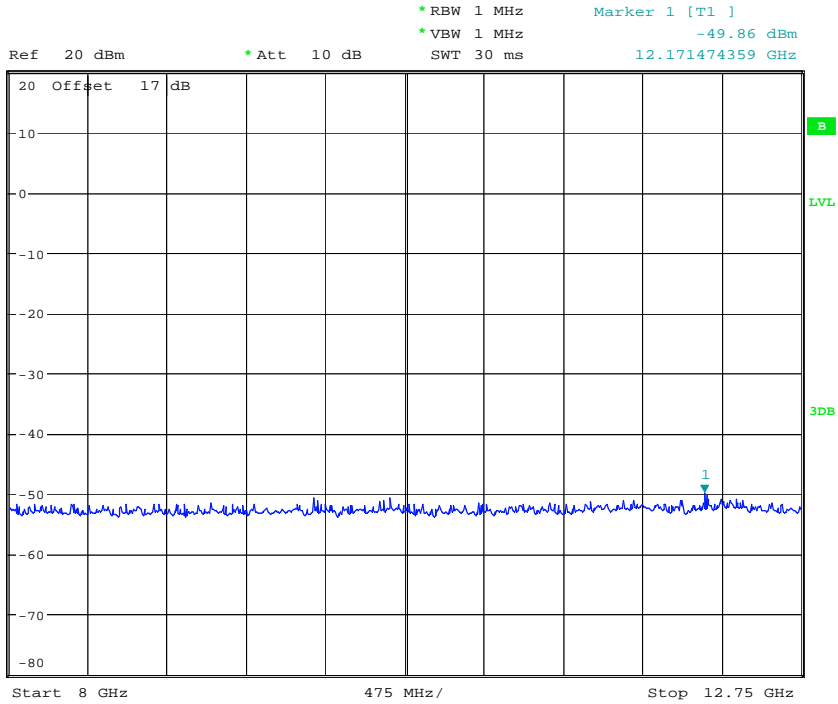


CONDUCTED SPURIOUS EMISSION WCDMA BAND V CH4233

Date: 22.AUG.2013 20:01:56

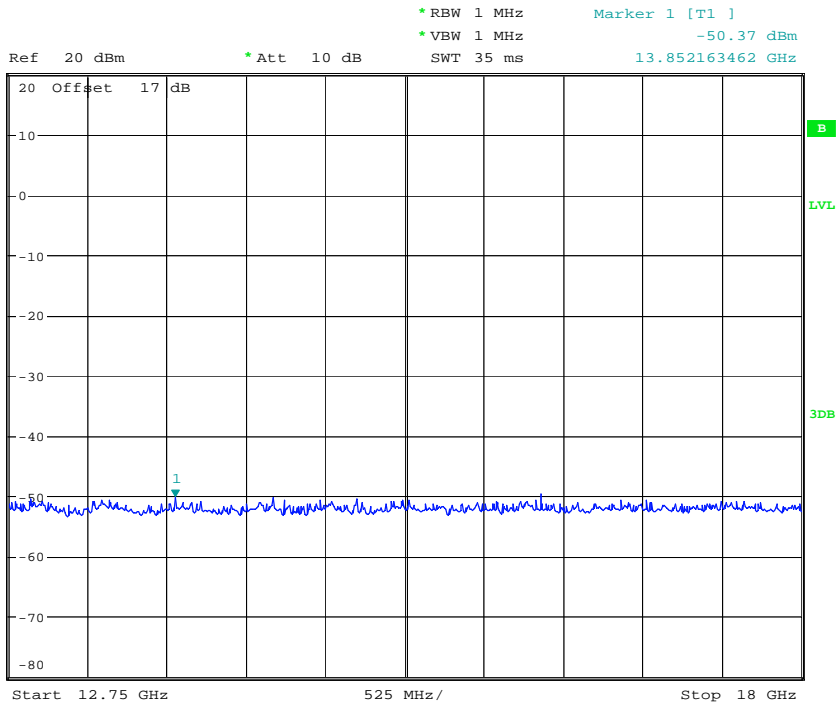


Report Number: W6M21308-13443-P-2224
FCC ID: GX9MX



CONDUCTED SPURIOUS EMISSION WCDMA BAND V CH4233

Date: 22.AUG.2013 20:02:26



CONDUCTED SPURIOUS EMISSION WCDMA BAND V CH4233

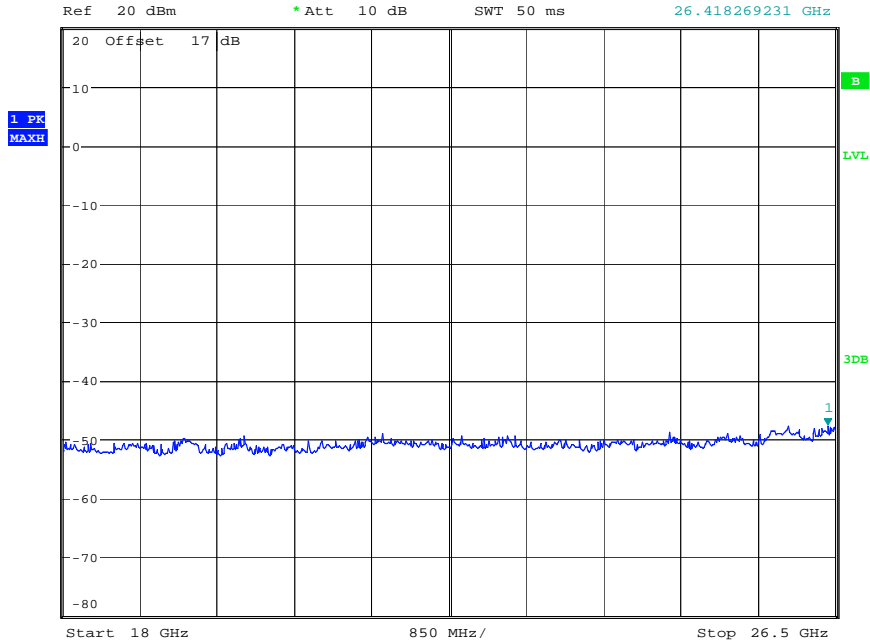
Date: 22.AUG.2013 20:46:36



Report Number: W6M21308-13443-P-2224
FCC ID: GX9MX



* RBW 1 MHz Marker 1 [T1]
* VBW 1 MHz -47.72 dBm
SWT 50 ms 26.418269231 GHz

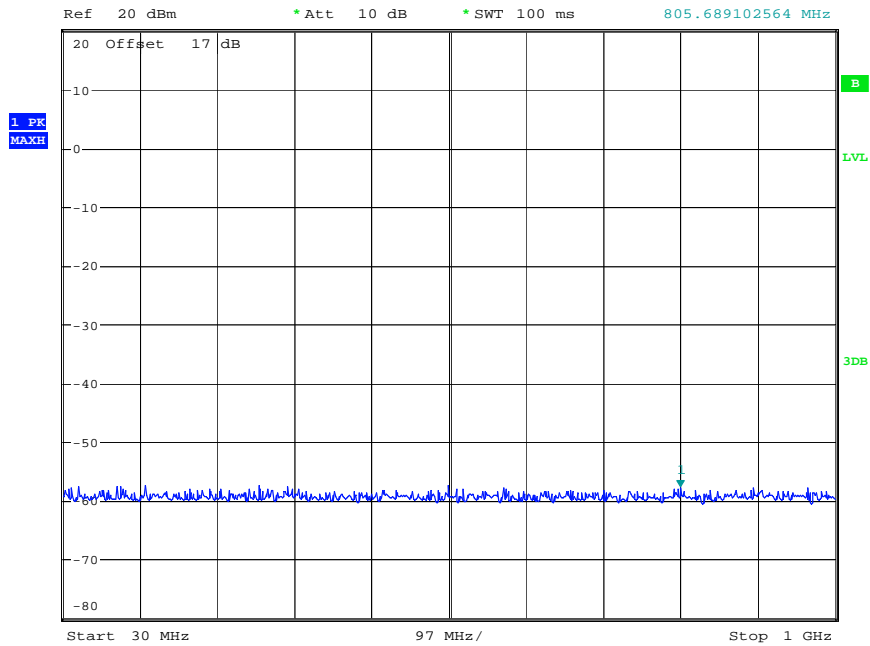


CONDUCTED SPURIOUS EMISSION WCDMA BAND V CH4233
Date: 22.AUG.2013 20:47:15


Band V Idle



* RBW 100 kHz Marker 1 [T1]
* VBW 100 kHz -57.91 dBm
* SWT 100 ms 805.689102564 MHz

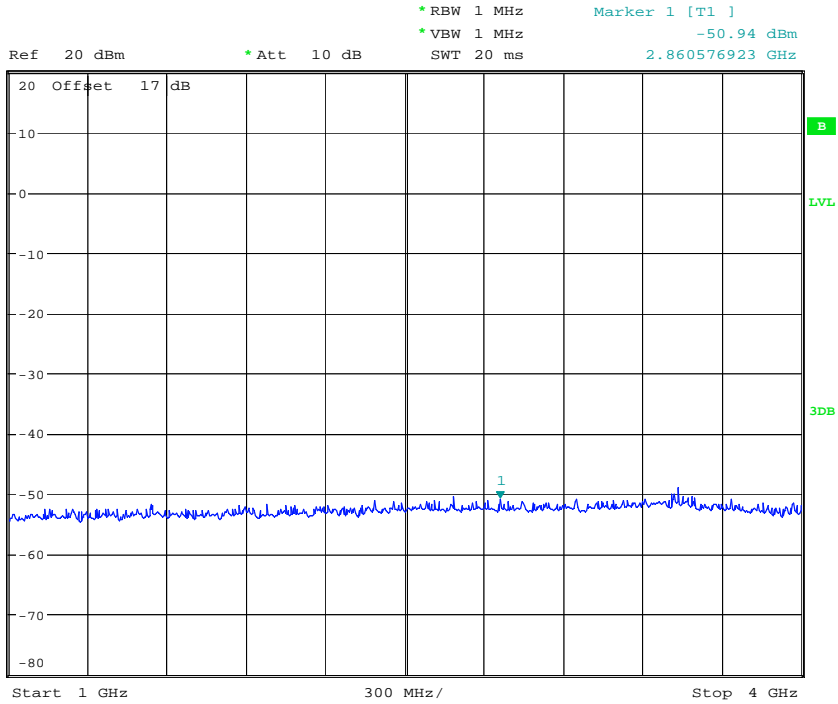


CONDUCTED SPURIOUS EMISSION WCDMA BAND V IDLE
Date: 22.AUG.2013 19:54:26



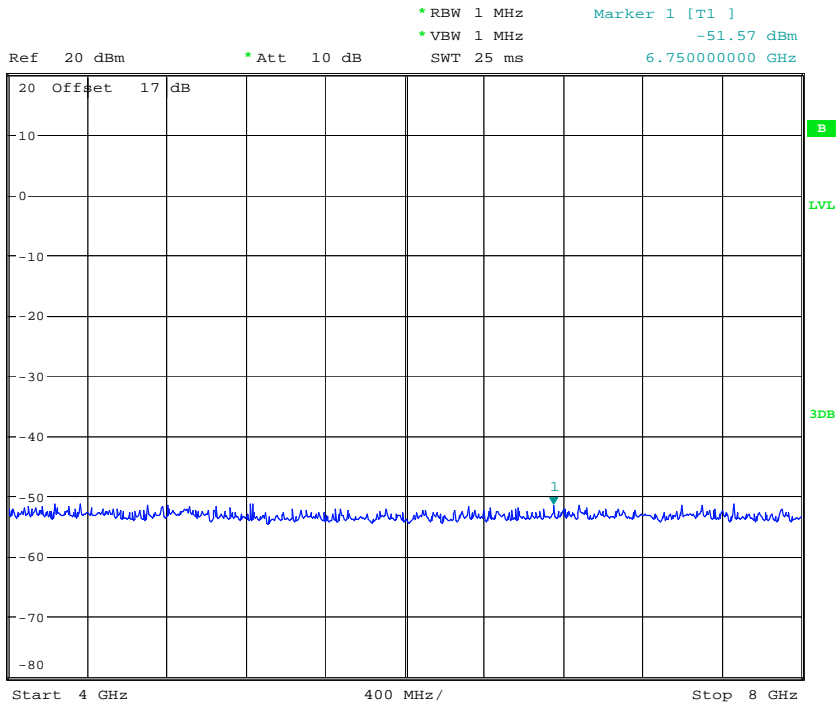
Report Number: W6M21308-13443-P-2224

FCC ID: GX9MX




CONDUCTED SPURIOUS EMISSION WCDMA BAND V IDLE

Date: 22.AUG.2013 21:12:45

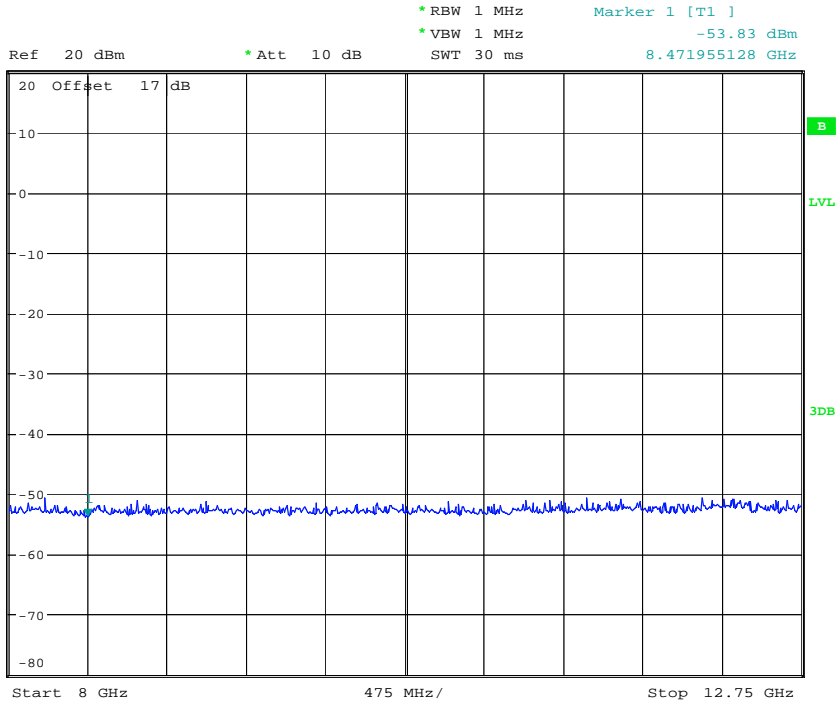


CONDUCTED SPURIOUS EMISSION WCDMA BAND V IDLE

Date: 22.AUG.2013 21:13:01

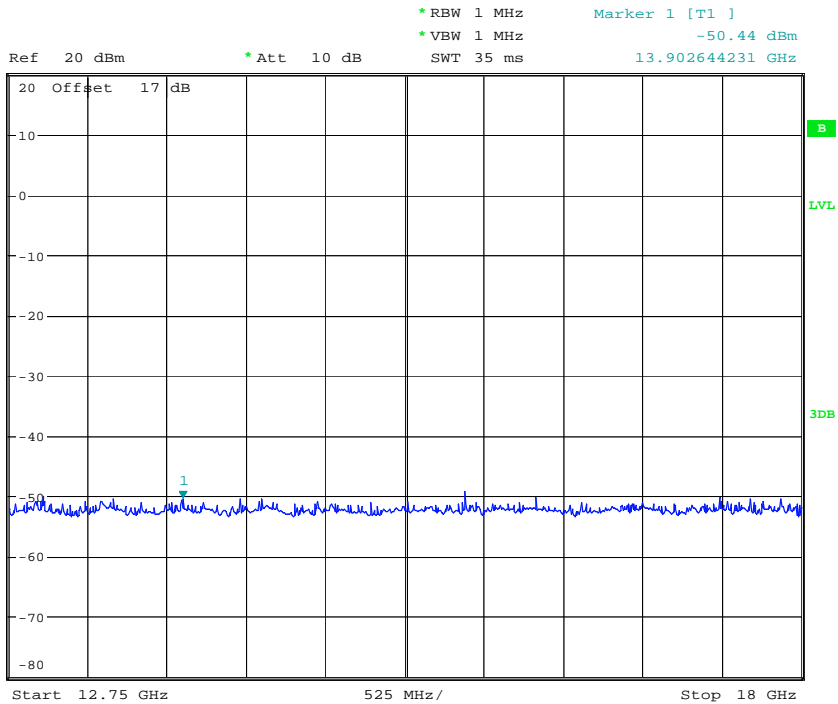


Report Number: W6M21308-13443-P-2224
FCC ID: GX9MX



CONDUCTED SPURIOUS EMISSION WCDMA BAND V IDLE

Date: 22.AUG.2013 20:03:36

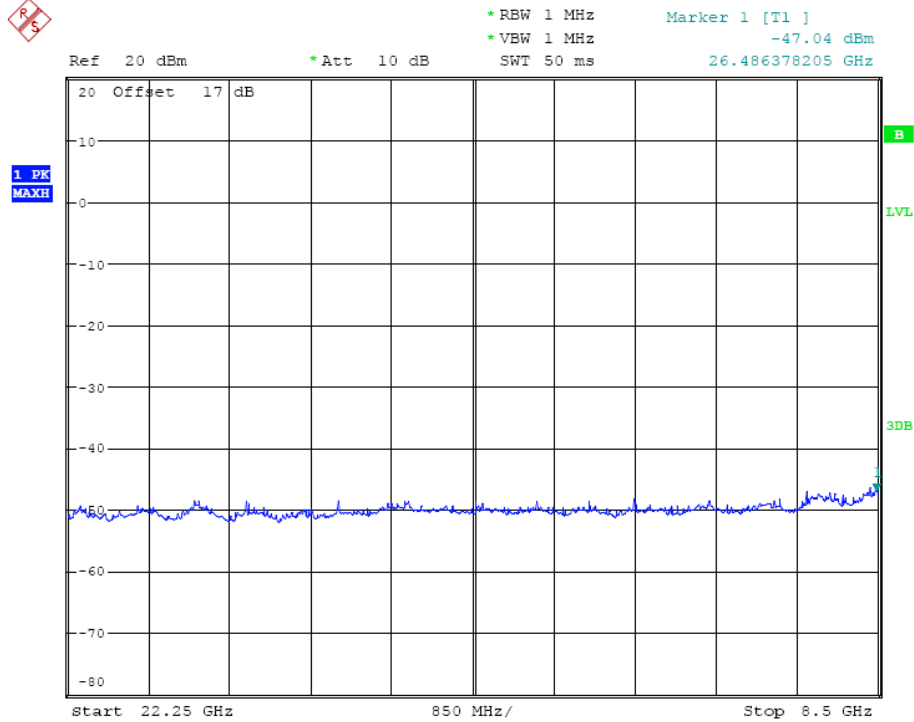


CONDUCTED SPURIOUS EMISSION WCDMA BAND V IDLE

Date: 22.AUG.2013 20:04:02



Report Number: W6M21308-13443-P-2224
FCC ID: GX9MX



CONDUCTED SPURIOUS EMISSION WCDMA BAND V IDLE
Date: 22.AUG.2013 20:55:49

Test equipment: ETSTW-RE 055, ETSTW-GSM 02

6.3 Explanation of test result

All factors like cable loss and external attenuation etc. are already included in the provided measurement results. This is done by using validated test software and calibrated test system according to the accreditation requirements.

6.4 Calculation of Limit for Spurious at Antenna Terminals

Compliance with § 22.917(a) requires that any emission be attenuated below the transmitter power at least $43 + 10 \log P$ (P = transmitter power in Watts).

Limit for Spurious Emissions at Antenna Terminals: $L=P-A=-13\text{dBm}$



Report Number: W6M21308-13443-P-2224

FCC ID: GX9MX

7. Field Strength of Spurious Radiation

7.1 Test procedure

The test procedure for filed strength measurement is same as radiated power except for a notch filter or band pass filter is used to avoid the influence of fundamental to the pre-amplifier. The measurements below 1GHz were performed with a measurement bandwidth of 100kHz, above 1GHz with a bandwidth of 1 MHz.

7.2 Test Results

The measurements of the spurious emission are at the upper, center and lower channel.

CH128_DC 7 V

Model: Mxx-xxxxx Series(x=0-9, A-Z or blank) Date: 2013/8/30
 Mode: Active ch128 Temperature: 24 °C Engineer: Ken
 Polarization: Horizontal Humidity: 60 %

Frequency (MHz)	Reading (dBm) Peak	Factor (dB) Corr.	Result (dBm)	Limit (dBm)	Margin (dB)	Table Degree (Deg.)	Ant. High (cm)
164.5833	-89.12	24.69	-64.43	-13.00	-51.43	130	150
549.4990	-53.52	-6.71	-60.23	-13.00	-47.23	120	150
700.2004	-58.66	-0.10	-58.76	-13.00	-45.76	220	150
1649.2990	-39.87	3.00	-36.87	-13.00	-23.87	250	150
2472.9460	-55.38	6.42	-48.96	-13.00	-35.96	300	150
3296.5930	-59.10	9.61	-49.49	-13.00	-36.49	120	150
4849.6990	-64.92	11.60	-53.32	-13.00	-40.32	250	150

Polarization: Vertical

Frequency (MHz)	Reading (dBm) Peak	Factor (dB) Corr.	Result (dBm)	Limit (dBm)	Margin (dB)	Table Degree (Deg.)	Ant. High (cm)
80.6730	-87.04	24.19	-62.85	-13.00	-49.85	200	150
549.4990	-61.25	-4.34	-65.59	-13.00	-52.59	220	150
700.2004	-60.93	-1.36	-62.29	-13.00	-49.29	300	150
1649.2990	-48.21	1.29	-46.92	-13.00	-33.92	220	150
2472.9460	-54.72	6.39	-48.33	-13.00	-35.33	70	150
3296.5930	-58.06	8.50	-49.56	-13.00	-36.56	280	150
4945.8920	-55.18	11.23	-43.95	-13.00	-30.95	230	150

CH128_DC 7.92 V

Mode: Active ch128
 Polarization: Horizontal

Frequency (MHz)	Reading (dBm) Peak	Factor (dB) Corr.	Result (dBm)	Limit (dBm)	Margin (dB)	Table Degree (Deg.)	Ant. High (cm)
166.2180	-89.22	24.73	-64.49	-13.00	-51.49	220	150
549.4990	-53.42	-6.71	-60.13	-13.00	-47.13	110	150
700.2004	-58.88	-0.10	-58.98	-13.00	-45.98	50	150
1649.2990	-39.85	3.00	-36.85	-13.00	-23.85	300	150
2472.9460	-52.25	6.42	-45.83	-13.00	-32.83	270	150
3296.5930	-58.70	9.61	-49.09	-13.00	-36.09	110	150
6597.1940	-55.52	13.60	-41.92	-13.00	-28.92	270	150



Report Number: W6M21308-13443-P-2224
 FCC ID: GX9MX

Polarization: Vertical

Frequency (MHz)	Reading (dBm) Peak	Factor (dB) Corr.	Result (dBm)	Limit (dBm)	Margin (dB)	Table Degree (Deg.)	Ant. High (cm)
81.7628	-86.41	24.10	-62.31	-13.00	-49.31	160	150
549.4990	-61.10	-4.34	-65.44	-13.00	-52.44	100	150
700.2004	-61.14	-1.36	-62.50	-13.00	-49.50	260	150
1649.2990	-49.18	1.29	-47.89	-13.00	-34.89	110	150
2472.9460	-55.05	6.39	-48.66	-13.00	-35.66	230	150
3296.5930	-57.09	8.50	-48.59	-13.00	-35.59	300	150
6597.1940	-57.27	14.00	-43.27	-13.00	-30.27	270	150

CH188_DC 7 V


Mode: Active ch188

Polarization: Horizontal

Frequency (MHz)	Reading (dBm) Peak	Factor (dB) Corr.	Result (dBm)	Limit (dBm)	Margin (dB)	Table Degree (Deg.)	Ant. High (cm)
165.9454	-88.80	24.72	-64.08	-13.00	-51.08	300	150
549.4990	-53.49	-6.71	-60.20	-13.00	-47.20	70	150
700.2004	-58.76	-0.10	-58.86	-13.00	-45.86	210	150
1673.3470	-39.23	3.08	-36.15	-13.00	-23.15	300	150
2509.0180	-56.12	6.75	-49.37	-13.00	-36.37	220	150
3344.6890	-60.00	9.73	-50.27	-13.00	-37.27	110	150
6693.3870	-58.89	12.85	-46.04	-13.00	-33.04	200	150

Polarization: Vertical

Frequency (MHz)	Reading (dBm) Peak	Factor (dB) Corr.	Result (dBm)	Limit (dBm)	Margin (dB)	Table Degree (Deg.)	Ant. High (cm)
80.9455	-86.27	24.16	-62.11	-13.00	-49.11	210	150
549.4990	-61.59	-4.34	-65.93	-13.00	-52.93	230	150
700.2004	-61.15	-1.36	-62.51	-13.00	-49.51	100	150
1673.3470	-47.63	2.05	-45.58	-13.00	-32.58	110	150
2509.0180	-55.73	6.51	-49.22	-13.00	-36.22	320	150
3344.6890	-58.16	9.07	-49.09	-13.00	-36.09	200	150
5018.0360	-57.32	10.59	-46.73	-13.00	-33.73	200	150



Worldwide Testing Services(Taiwan) Co., Ltd.

Report Number: W6M21308-13443-P-2224

FCC ID: GX9MX

CH188_DC 7.92 V

Mode: Active ch188

Polarization: Horizontal

Frequency (MHz)	Reading (dBm) Peak	Factor (dB) Corr.	Result (dBm)	Limit (dBm)	Margin (dB)	Table Degree (Deg.)	Ant. High (cm)
164.5833	-89.69	24.69	-65.00	-13.00	-52.00	120	150
549.4990	-53.52	-6.71	-60.23	-13.00	-47.23	20	150
700.2004	-58.89	-0.10	-58.99	-13.00	-45.99	270	150
1673.3470	-38.86	3.08	-35.78	-13.00	-22.78	300	150
2509.0180	-51.93	6.75	-45.18	-13.00	-32.18	290	150
3344.6890	-57.84	9.73	-48.11	-13.00	-35.11	170	150
5018.0360	-62.79	9.59	-53.20	-13.00	-40.20	270	150

Polarization: Vertical


Frequency (MHz)	Reading (dBm) Peak	Factor (dB) Corr.	Result (dBm)	Limit (dBm)	Margin (dB)	Table Degree (Deg.)	Ant. High (cm)
79.0385	-88.63	24.09	-64.54	-13.00	-51.54	110	150
549.4990	-61.54	-4.34	-65.88	-13.00	-52.88	100	150
700.2004	-60.57	-1.36	-61.93	-13.00	-48.93	320	150
1673.3470	-45.29	2.05	-43.24	-13.00	-30.24	210	150
2509.0180	-53.77	6.51	-47.26	-13.00	-34.26	290	150
3344.6890	-58.31	9.07	-49.24	-13.00	-36.24	110	150
6693.3870	-57.89	13.59	-44.30	-13.00	-31.30	140	150

CH251_DC 7 V

Mode: Active ch 251

Polarization: Horizontal

Frequency (MHz)	Reading (dBm) Peak	Factor (dB) Corr.	Result (dBm)	Limit (dBm)	Margin (dB)	Table Degree (Deg.)	Ant. High (cm)
163.4936	-88.86	24.67	-64.19	-13.00	-51.19	130	150
549.4990	-53.45	-6.71	-60.16	-13.00	-47.16	220	150
700.2004	-58.78	-0.10	-58.88	-13.00	-45.88	320	150
1697.3950	-40.17	3.16	-37.01	-13.00	-24.01	120	150
2545.0900	-54.32	7.24	-47.08	-13.00	-34.08	320	150
3398.7980	-59.76	9.85	-49.91	-13.00	-36.91	70	150
5090.1800	-59.77	10.76	-49.01	-13.00	-36.01	50	150



Report Number: W6M21308-13443-P-2224
 FCC ID: GX9MX

Polarization: Vertical

Frequency (MHz)	Reading (dBm) Peak	Factor (dB) Corr.	Result (dBm)	Limit (dBm)	Margin (dB)	Table Degree (Deg.)	Ant. High (cm)
79.8558	-85.58	24.22	-61.36	-13.00	-48.36	100	150
549.4990	-61.35	-4.34	-65.69	-13.00	-52.69	280	150
700.2004	-61.02	-1.36	-62.38	-13.00	-49.38	140	150
1697.3950	-45.51	2.82	-42.69	-13.00	-29.69	40	150
2545.0900	-54.93	7.25	-47.68	-13.00	-34.68	250	150
3398.7980	-58.73	9.85	-48.88	-13.00	-35.88	130	150
6789.5790	-57.88	13.89	-43.99	-13.00	-30.99	110	150

CH251_DC 7.92 V

Mode: Active ch251

Polarization: Horizontal

Frequency (MHz)	Reading (dBm) Peak	Factor (dB) Corr.	Result (dBm)	Limit (dBm)	Margin (dB)	Table Degree (Deg.)	Ant. High (cm)
165.4006	-89.26	24.71	-64.55	-13.00	-51.55	260	150
549.4990	-53.27	-6.71	-59.98	-13.00	-46.98	200	150
700.2004	-58.68	-0.10	-58.78	-13.00	-45.78	250	150
1697.3950	-40.09	3.16	-36.93	-13.00	-23.93	50	150
2545.0900	-52.29	7.24	-45.05	-13.00	-32.05	320	150
3266.5330	-60.25	9.33	-50.92	-13.00	-37.92	120	150
6789.5790	-61.74	13.27	-48.47	-13.00	-35.47	280	150

Polarization: Vertical

Frequency (MHz)	Reading (dBm) Peak	Factor (dB) Corr.	Result (dBm)	Limit (dBm)	Margin (dB)	Table Degree (Deg.)	Ant. High (cm)
82.8525	-85.10	24.01	-61.09	-13.00	-48.09	140	150
549.4990	-61.53	-4.34	-65.87	-13.00	-52.87	110	150
700.2004	-61.14	-1.36	-62.50	-13.00	-49.50	230	150
1697.3950	-43.64	2.82	-40.82	-13.00	-27.82	250	150
2545.0900	-55.06	7.25	-47.81	-13.00	-34.81	300	150
3398.7980	-58.53	9.85	-48.68	-13.00	-35.68	120	150
5090.1800	-53.88	11.14	-42.74	-13.00	-29.74	280	150

850 Band Idle Mode_DC 7 V

Mode: Idle

Polarization: Horizontal

Frequency (MHz)	Reading (dBuV)	Detector	Factor (dB)	Result (dBuV/m)	Limit (dBuV/m)	Margin (dB)	Table Degree (Deg.)	Ant. High (cm)
346.8536	20.39	peak	17.01	37.40	46.00	-8.60	170	100
372.1240	26.06	peak	17.75	43.81	46.00	-2.19	235	100
848.3768	14.62	peak	26.59	41.21	46.00	-4.79	80	100
947.5150	13.36	peak	28.08	41.44	46.00	-4.56	140	100



Worldwide Testing Services(Taiwan) Co., Ltd.

Report Number: W6M21308-13443-P-2224
 FCC ID: GX9MX

Frequency (MHz)	Reading (dBuV)		Factor (dB) Corr.	Result @3m (dBuV/m)		Limit @3m (dBuV/m)		Margin (dB)	Table Degree (Deg.)	Ant. High (cm)
	Peak	Ave.		Peak	Ave.	Peak	Ave.			
4128.2570	42.18	---	-0.49	41.69	---	74.00	54.00	-32.31	125	100
6456.9140	41.07	---	4.22	45.29	---	74.00	54.00	-28.71	170	100

Polarization: Vertical

Frequency (MHz)	Reading (dBuV)	Detector	Factor (dB)	Result (dBuV/m)	Limit (dBuV/m)	Margin (dB)	Table Degree (Deg.)	Ant. High (cm)
31.9440	17.68	peak	13.30	30.98	40.00	-9.02	170	100
146.6333	17.99	peak	15.21	33.20	43.50	-10.30	115	100
622.8857	12.91	peak	23.37	36.28	46.00	-9.72	40	100
947.5150	13.59	peak	28.08	41.67	46.00	-4.33	90	100

Frequency (MHz)	Reading (dBuV)		Factor (dB) Corr.	Result @3m (dBuV/m)		Limit @3m (dBuV/m)		Margin (dB)	Table Degree (Deg.)	Ant. High (cm)
	Peak	Ave.		Peak	Ave.	Peak	Ave.			
4464.9300	42.64	---	0.03	42.67	---	74.00	54.00	-31.33	145	100
6316.6330	41.23	---	4.04	45.27	---	74.00	54.00	-28.73	60	100

850 Band Idle Mode_DC 7.92 V

Mode: Idle


Polarization: Horizontal

Frequency (MHz)	Reading (dBuV)	Detector	Factor (dB)	Result (dBuV/m)	Limit (dBuV/m)	Margin (dB)	Table Degree (Deg.)	Ant. High (cm)
296.3125	17.70	peak	15.87	33.57	46.00	-12.43	120	100
346.8536	19.56	peak	17.01	36.57	46.00	-9.43	150	100
848.3768	14.15	peak	26.59	40.74	46.00	-5.26	170	100
947.5150	12.88	peak	28.08	40.96	46.00	-5.04	135	100

Frequency (MHz)	Reading (dBuV)		Factor (dB) Corr.	Result @3m (dBuV/m)		Limit @3m (dBuV/m)		Margin (dB)	Table Degree (Deg.)	Ant. High (cm)
	Peak	Ave.		Peak	Ave.	Peak	Ave.			
4464.9300	43.43	---	0.03	43.46	---	74.00	54.00	-30.54	75	100
6204.4090	40.69	---	3.68	44.37	---	74.00	54.00	-29.63	130	100

Polarization: Vertical

Frequency (MHz)	Reading (dBuV)	Detector	Factor (dB)	Result (dBuV/m)	Limit (dBuV/m)	Margin (dB)	Table Degree (Deg.)	Ant. High (cm)
31.9440	18.44	peak	13.30	31.74	40.00	-8.26	170	100
146.6333	18.18	peak	15.21	33.39	43.50	-10.11	140	100
648.1563	11.99	peak	23.58	35.57	46.00	-10.43	165	100
947.5150	14.45	peak	28.08	42.53	46.00	-3.47	55	100



Report Number: W6M21308-13443-P-2224

FCC ID: GX9MX

Frequency (MHz)	Reading (dBuV)		Factor (dB) Corr.	Result @3m (dBuV/m)		Limit @3m (dBuV/m)		Margin (dB)	Table Degree (Deg.)	Ant. High (cm)
	Peak	Ave.		Peak	Ave.	Peak	Ave.			
4703.4070	42.80	---	0.24	43.04	---	74.00	54.00	-30.96	210	100
5895.7920	41.42	---	3.02	44.44	---	74.00	54.00	-29.56	150	100

CH512_DC 7 V

Mode: Active ch 512

Polarization: Horizontal

Frequency (MHz)	Reading (dBm) Peak	Factor (dB) Corr.	Result (dBm)	Limit (dBm)	Margin (dB)	Table Degree (Deg.)	Ant. High (cm)
162.9487	-90.84	24.65	-66.19	-13.00	-53.19	165	150
550.0001	-54.61	-6.70	-61.31	-13.00	-48.31	120	150
600.0001	-56.81	-4.23	-61.04	-13.00	-48.04	110	150
3705.4110	-52.52	10.77	-41.75	-13.00	-28.75	200	150
5547.0940	-61.58	12.34	-49.24	-13.00	-36.24	200	150
7400.8000	-64.57	12.93	-51.64	-13.00	-38.64	120	150

Polarization: Vertical


Frequency (MHz)	Reading (dBm) Peak	Factor (dB) Corr.	Result (dBm)	Limit (dBm)	Margin (dB)	Table Degree (Deg.)	Ant. High (cm)
80.1282	-87.57	24.23	-63.34	-13.00	-50.34	145	150
600.0001	-61.86	-3.76	-65.62	-13.00	-52.62	220	150
650.0000	-61.52	-3.05	-64.57	-13.00	-51.57	250	150
3705.4110	-52.27	11.22	-41.05	-13.00	-28.05	80	150
5547.0940	-58.55	12.59	-45.96	-13.00	-32.96	300	150
7400.8000	-62.89	11.76	-51.13	-13.00	-38.13	100	150

CH512_DC 7.92 V

Mode: Active ch 512

Polarization: Horizontal

Frequency (MHz)	Reading (dBm) Peak	Factor (dB) Corr.	Result (dBm)	Limit (dBm)	Margin (dB)	Table Degree (Deg.)	Ant. High (cm)
168.9423	-91.76	24.79	-66.97	-13.00	-53.97	225	150
850.0000	-60.16	-0.73	-60.89	-13.00	-47.89	200	150
950.0000	-61.66	0.18	-61.48	-13.00	-48.48	110	150
3705.4110	-52.98	10.77	-42.21	-13.00	-29.21	200	150
5547.0940	-63.70	12.34	-51.36	-13.00	-38.36	100	150
7400.8000	-64.20	12.93	-51.27	-13.00	-38.27	100	150



Worldwide Testing Services(Taiwan) Co., Ltd.

Report Number: W6M21308-13443-P-2224

FCC ID: GX9MX

Polarization: Vertical

Frequency (MHz)	Reading (dBm) Peak	Factor (dB) Corr.	Result (dBm)	Limit (dBm)	Margin (dB)	Table Degree (Deg.)	Ant. High (cm)
48.7981	-87.56	22.71	-64.85	-13.00	-51.85	215	150
800.0000	-63.01	-1.03	-64.04	-13.00	-51.04	100	150
850.0000	-64.06	-0.72	-64.78	-13.00	-51.78	120	150
3705.4110	-48.50	11.22	-37.28	-13.00	-24.28	300	150
5547.0940	-59.76	12.59	-47.17	-13.00	-34.17	30	150
7400.8000	-62.49	11.76	-50.73	-13.00	-37.73	260	150

CH661_DC 7 V

Mode: Active ch 661

Polarization: Horizontal

Frequency (MHz)	Reading (dBm) Peak	Factor (dB) Corr.	Result (dBm)	Limit (dBm)	Margin (dB)	Table Degree (Deg.)	Ant. High (cm)
162.9487	-91.62	24.65	-66.97	-13.00	-53.97	110	150
550.0001	-53.23	-6.70	-59.93	-13.00	-46.93	100	150
600.0001	-58.28	-4.23	-62.51	-13.00	-49.51	220	150
3759.5190	-52.65	11.09	-41.56	-13.00	-28.56	100	150
5643.2870	-64.74	12.27	-52.47	-13.00	-39.47	300	150
7520.0000	-63.92	12.55	-51.37	-13.00	-38.37	210	150

Polarization: Vertical

Frequency (MHz)	Reading (dBm) Peak	Factor (dB) Corr.	Result (dBm)	Limit (dBm)	Margin (dB)	Table Degree (Deg.)	Ant. High (cm)
81.7628	-87.00	24.10	-62.90	-13.00	-49.90	250	150
600.0001	-62.54	-3.76	-66.30	-13.00	-53.30	160	150
650.0000	-60.99	-3.05	-64.04	-13.00	-51.04	120	150
3759.5190	-48.95	11.78	-37.17	-13.00	-24.17	300	150
5643.2870	-57.86	12.14	-45.72	-13.00	-32.72	200	150
7520.0000	-64.26	12.04	-52.22	-13.00	-39.22	80	150

CH661_DC 7.92V

Mode: Active ch 661

Polarization: Horizontal

Frequency (MHz)	Reading (dBm) Peak	Factor (dB) Corr.	Result (dBm)	Limit (dBm)	Margin (dB)	Table Degree (Deg.)	Ant. High (cm)
163.7660	-91.65	24.67	-66.98	-13.00	-53.98	250	150
850.0000	-60.12	-0.73	-60.85	-13.00	-47.85	130	150
950.0000	-61.88	0.18	-61.70	-13.00	-48.70	100	150
3765.5310	-52.70	11.12	-41.58	-13.00	-28.58	100	150
5643.2870	-63.96	12.27	-51.69	-13.00	-38.69	300	150
7520.0000	-64.30	12.55	-51.75	-13.00	-38.75	210	150



Worldwide Testing Services(Taiwan) Co., Ltd.

Report Number: W6M21308-13443-P-2224
 FCC ID: GX9MX

Polarization: Vertical

Frequency (MHz)	Reading (dBm) Peak	Factor (dB) Corr.	Result (dBm)	Limit (dBm)	Margin (dB)	Table Degree (Deg.)	Ant. High (cm)
82.0353	-87.18	24.08	-63.10	-13.00	-50.10	230	150
800.0000	-62.92	-1.03	-63.95	-13.00	-50.95	160	150
850.0000	-63.65	-0.72	-64.37	-13.00	-51.37	110	150
3759.5190	-48.80	11.78	-37.02	-13.00	-24.02	250	150
5643.2870	-58.52	12.14	-46.38	-13.00	-33.38	300	150
7520.0000	-63.57	12.04	-51.53	-13.00	-38.53	40	150

CH810_DC 7 V

Mode: Active ch 810

Polarization: Horizontal

Frequency (MHz)	Reading (dBm) Peak	Factor (dB) Corr.	Result (dBm)	Limit (dBm)	Margin (dB)	Table Degree (Deg.)	Ant. High (cm)
162.6763	-91.63	24.65	-66.98	-13.00	-53.98	125	150
550.0001	-53.61	-6.70	-60.31	-13.00	-47.31	100	150
700.0000	-63.07	-0.09	-63.16	-13.00	-50.16	260	150
3819.6390	-51.99	11.41	-40.58	-13.00	-27.58	300	150
5731.4630	-64.43	12.02	-52.41	-13.00	-39.41	300	150
7639.2000	-64.74	13.00	-51.74	-13.00	-38.74	110	150

Polarization: Vertical


Frequency (MHz)	Reading (dBm) Peak	Factor (dB) Corr.	Result (dBm)	Limit (dBm)	Margin (dB)	Table Degree (Deg.)	Ant. High (cm)
80.4006	-85.58	24.21	-61.37	-13.00	-48.37	210	150
650.0000	-61.14	-3.05	-64.19	-13.00	-51.19	230	150
700.0000	-64.77	-1.36	-66.13	-13.00	-53.13	200	150
3819.6390	-49.43	12.07	-37.36	-13.00	-24.36	300	150
5731.4630	-62.65	12.26	-50.39	-13.00	-37.39	200	150
7639.2000	-64.38	12.43	-51.95	-13.00	-38.95	260	150

CH810_DC 7.92 V

Mode: Active ch 810

Polarization: Horizontal

Frequency (MHz)	Reading (dBm) Peak	Factor (dB) Corr.	Result (dBm)	Limit (dBm)	Margin (dB)	Table Degree (Deg.)	Ant. High (cm)
100.0160	-91.36	23.39	-67.97	-13.00	-54.97	220	150
950.0000	-61.34	0.18	-61.16	-13.00	-48.16	100	150
850.0000	-60.44	-0.73	-61.17	-13.00	-48.17	120	150
3819.6390	-52.43	11.41	-41.02	-13.00	-28.02	100	150
5729.4000	-66.74	12.01	-54.73	-13.00	-41.73	170	150
7639.2000	-64.66	13.00	-51.66	-13.00	-38.66	100	150



Worldwide Testing Services(Taiwan) Co., Ltd.

Report Number: W6M21308-13443-P-2224

FCC ID: GX9MX

Polarization: Vertical

Frequency (MHz)	Reading (dBm) Peak	Factor (dB) Corr.	Result (dBm)	Limit (dBm)	Margin (dB)	Table Degree (Deg.)	Ant. High (cm)
79.8558	-86.79	24.22	-62.57	-13.00	-49.57	100	150
800.0000	-63.22	-1.03	-64.25	-13.00	-51.25	140	150
850.0000	-63.82	-0.72	-64.54	-13.00	-51.54	200	150
3819.6390	-49.93	12.07	-37.86	-13.00	-24.86	220	150
5731.4630	-64.03	12.26	-51.77	-13.00	-38.77	270	150
7639.2000	-64.48	12.43	-52.05	-13.00	-39.05	100	150

1900 Band Idle Mode_DC 7 V

Mode: Idle

Polarization: Horizontal


Frequency (MHz)	Reading (dBuV)	Detector	Factor (dB)	Result (dBuV/m)	Limit (dBuV/m)	Margin (dB)	Table Degree (Deg.)	Ant. High (cm)
247.7153	24.86	peak	14.10	38.96	46.00	-7.04	170	100
372.1240	20.20	peak	17.75	37.95	46.00	-8.05	110	100
848.3768	14.63	peak	26.59	41.22	46.00	-4.78	55	100
947.5150	12.77	peak	28.08	40.85	46.00	-5.15	120	100

Frequency (MHz)	Reading (dBuV)		Factor (dB) Corr.	Result @3m (dBuV/m)		Limit @3m (dBuV/m)		Margin (dB)	Table Degree (Deg.)	Ant. High (cm)
	Peak	Ave.		Peak	Ave.	Peak	Ave.			
5012.0240	41.36	---	1.40	42.76	---	74.00	54.00	-31.24	55	100
5713.4270	41.76	---	2.64	44.40	---	74.00	54.00	-29.60	130	100

Polarization: Vertical

Frequency (MHz)	Reading (dBuV)	Detector	Factor (dB)	Result (dBuV/m)	Limit (dBuV/m)	Margin (dB)	Table Degree (Deg.)	Ant. High (cm)
31.9438	17.00	peak	13.30	30.30	40.00	-9.70	185	100
146.6332	17.54	peak	15.21	32.75	43.50	-10.75	70	100
346.8536	17.32	peak	17.01	34.33	46.00	-11.67	120	100
947.5150	14.57	peak	28.08	42.65	46.00	-3.35	135	100

Frequency (MHz)	Reading (dBuV)		Factor (dB) Corr.	Result @3m (dBuV/m)		Limit @3m (dBuV/m)		Margin (dB)	Table Degree (Deg.)	Ant. High (cm)
	Peak	Ave.		Peak	Ave.	Peak	Ave.			
4675.3510	42.62	---	0.19	42.81	---	74.00	54.00	-31.19	175	100
6204.4090	41.17	---	3.68	44.85	---	74.00	54.00	-29.15	140	100



Worldwide Testing Services(Taiwan) Co., Ltd.

Report Number: W6M21308-13443-P-2224

FCC ID: GX9MX

1900 Band Idle Mode_DC 7.92 V

Mode: Idle

Polarization: Horizontal

Frequency (MHz)	Reading (dBuV)	Detector	Factor (dB)	Result (dBuV/m)	Limit (dBuV/m)	Margin (dB)	Table Degree (Deg.)	Ant. High (cm)
146.6332	13.31	peak	15.21	28.52	43.50	-14.98	110	100
346.8536	20.30	peak	17.01	37.31	46.00	-8.69	130	100
848.3768	14.03	peak	26.59	40.62	46.00	-5.38	205	100
947.5150	12.58	peak	28.08	40.66	46.00	-5.34	155	100

Frequency (MHz)	Reading (dBuV)		Factor (dB) Corr.	Result @3m (dBuV/m)		Limit @3m (dBuV/m)		Margin (dB)	Table Degree (Deg.)	Ant. High (cm)
	Peak	Ave.		Peak	Ave.	Peak	Ave.			
5012.0240	41.72	---	1.40	43.12	---	74.00	54.00	-30.88	85	100
6891.7830	41.35	---	5.46	46.81	---	74.00	54.00	-27.19	125	100

Polarization: Vertical

Frequency (MHz)	Reading (dBuV)	Detector	Factor (dB)	Result (dBuV/m)	Limit (dBuV/m)	Margin (dB)	Table Degree (Deg.)	Ant. High (cm)
31.9440	19.12	peak	13.30	32.42	40.00	-7.58	140	100
146.6333	17.80	peak	15.21	33.01	43.50	-10.49	90	100
346.8536	17.46	peak	17.01	34.47	46.00	-11.53	130	100
947.5150	14.77	peak	28.08	42.85	46.00	-3.15	185	100


Frequency (MHz)	Reading (dBuV)		Factor (dB) Corr.	Result @3m (dBuV/m)		Limit @3m (dBuV/m)		Margin (dB)	Table Degree (Deg.)	Ant. High (cm)
	Peak	Ave.		Peak	Ave.	Peak	Ave.			
3931.8640	42.17	---	-0.41	41.76	---	74.00	54.00	-32.24	195	100
4801.6030	42.75	---	0.44	43.19	---	74.00	54.00	-30.81	140	100

WCDMA BAND II CH9262_DC 7 V

Mode: WCDMA BAND II CH9262

Polarization: Horizontal

Frequency (MHz)	Reading (dBm) Peak	Factor (dB) Corr.	Result (dBm)	Limit (dBm)	Margin (dB)	Table Degree (Deg.)	Ant. High (cm)
178.2051	-86.82	24.99	-61.83	-13.00	-48.83	100	150
550.0001	-52.81	-6.70	-59.51	-13.00	-46.51	100	150
951.2821	-61.94	0.14	-61.80	-13.00	-48.80	130	150
3705.4110	-59.58	10.77	-48.81	-13.00	-35.81	100	150
5557.2000	-66.59	12.38	-54.21	-13.00	-41.21	100	150
7409.6000	-64.34	12.88	-51.46	-13.00	-38.46	250	150



Worldwide Testing Services(Taiwan) Co., Ltd.

Report Number: W6M21308-13443-P-2224

FCC ID: GX9MX

Polarization: Vertical

Frequency (MHz)	Reading (dBm) Peak	Factor (dB) Corr.	Result (dBm)	Limit (dBm)	Margin (dB)	Table Degree (Deg.)	Ant. High (cm)
71.6827	-85.12	22.90	-62.22	-13.00	-49.22	105	150
800.0000	-63.47	-1.03	-64.50	-13.00	-51.50	200	150
700.0000	-65.73	-1.36	-67.09	-13.00	-54.09	120	150
3711.4230	-59.55	11.28	-48.27	-13.00	-35.27	200	150
5557.2000	-67.82	12.55	-55.27	-13.00	-42.27	100	150
7409.6000	-64.45	11.78	-52.67	-13.00	-39.67	210	150

WCDMA BAND II CH9262_DC 7.92 V

Mode: WCDMA BAND II CH9262

Polarization: Horizontal

Frequency (MHz)	Reading (dBm) Peak	Factor (dB) Corr.	Result (dBm)	Limit (dBm)	Margin (dB)	Table Degree (Deg.)	Ant. High (cm)
37.0833	-86.57	25.15	-61.42	-13.00	-48.42	165	150
550.0001	-53.04	-6.70	-59.74	-13.00	-46.74	220	150
950.0000	-61.83	0.18	-61.65	-13.00	-48.65	200	150
3711.4230	-59.37	10.81	-48.56	-13.00	-35.56	200	150
5557.2000	-67.75	12.38	-55.37	-13.00	-42.37	300	150
7409.6000	-64.95	12.88	-52.07	-13.00	-39.07	210	150

Polarization: Vertical


Frequency (MHz)	Reading (dBm) Peak	Factor (dB) Corr.	Result (dBm)	Limit (dBm)	Margin (dB)	Table Degree (Deg.)	Ant. High (cm)
78.4935	-88.01	24.00	-64.01	-13.00	-51.01	125	150
800.0000	-63.47	-1.03	-64.50	-13.00	-51.50	100	150
550.0001	-62.67	-4.32	-66.99	-13.00	-53.99	110	150
3711.4230	-58.65	11.28	-47.37	-13.00	-34.37	160	150
5557.2000	-67.91	12.55	-55.36	-13.00	-42.36	250	150
7409.6000	-64.60	11.78	-52.82	-13.00	-39.82	130	150

WCDMA BAND II CH9400_DC 7 V

Mode: WCDMA BAND II CH9400

Polarization: Horizontal

Frequency (MHz)	Reading (dBm) Peak	Factor (dB) Corr.	Result (dBm)	Limit (dBm)	Margin (dB)	Table Degree (Deg.)	Ant. High (cm)
165.1282	-92.31	24.70	-67.61	-13.00	-54.61	115	150
550.0001	-52.65	-6.70	-59.35	-13.00	-46.35	160	150
951.2821	-62.00	0.14	-61.86	-13.00	-48.86	100	150
3765.5310	-59.35	11.12	-48.23	-13.00	-35.23	100	150
5640.0000	-67.44	12.29	-55.15	-13.00	-42.15	300	150
7520.0000	-64.41	12.55	-51.86	-13.00	-38.86	130	150



Worldwide Testing Services(Taiwan) Co., Ltd.

Report Number: W6M21308-13443-P-2224
 FCC ID: GX9MX

Polarization: Vertical

Frequency (MHz)	Reading (dBm) Peak	Factor (dB) Corr.	Result (dBm)	Limit (dBm)	Margin (dB)	Table Degree (Deg.)	Ant. High (cm)
81.7628	-87.47	24.10	-63.37	-13.00	-50.37	200	150
700.0000	-65.91	-1.36	-67.27	-13.00	-54.27	100	150
800.0000	-63.36	-1.03	-64.39	-13.00	-51.39	210	150
3765.5310	-59.43	11.85	-47.58	-13.00	-34.58	160	150
5640.0000	-68.05	12.16	-55.89	-13.00	-42.89	100	150
7520.0000	-64.22	12.04	-52.18	-13.00	-39.18	200	150

WCDMA BAND II CH9400_DC 7.92 V

Mode: WCDMA BAND II CH9400

Polarization: Horizontal

Frequency (MHz)	Reading (dBm) Peak	Factor (dB) Corr.	Result (dBm)	Limit (dBm)	Margin (dB)	Table Degree (Deg.)	Ant. High (cm)
162.6763	-92.50	24.65	-67.85	-13.00	-54.85	165	150
550.0001	-52.61	-6.70	-59.31	-13.00	-46.31	220	150
950.0000	-62.44	0.18	-62.26	-13.00	-49.26	200	150
3759.5190	-59.76	11.09	-48.67	-13.00	-35.67	200	150
5640.0000	-67.62	12.29	-55.33	-13.00	-42.33	300	150
7520.0000	-64.15	12.55	-51.60	-13.00	-38.60	100	150

Polarization: Vertical

Frequency (MHz)	Reading (dBm) Peak	Factor (dB) Corr.	Result (dBm)	Limit (dBm)	Margin (dB)	Table Degree (Deg.)	Ant. High (cm)
82.3077	-86.73	24.06	-62.67	-13.00	-49.67	120	150
700.0000	-65.57	-1.36	-66.93	-13.00	-53.93	100	150
800.0000	-63.73	-1.03	-64.76	-13.00	-51.76	140	150
3759.5190	-59.11	11.78	-47.33	-13.00	-34.33	200	150
5640.0000	-67.66	12.16	-55.50	-13.00	-42.50	300	150
7520.0000	-63.55	12.04	-51.51	-13.00	-38.51	120	150

WCDMA BAND II CH9538_DC 7 V

Mode: WCDMA BAND II CH9538

Polarization: Horizontal

Frequency (MHz)	Reading (dBm) Peak	Factor (dB) Corr.	Result (dBm)	Limit (dBm)	Margin (dB)	Table Degree (Deg.)	Ant. High (cm)
161.8590	-92.16	24.63	-67.53	-13.00	-54.53	135	150
550.0001	-54.08	-6.70	-60.78	-13.00	-47.78	240	150
950.0000	-62.26	0.18	-62.08	-13.00	-49.08	210	150
3819.6390	-57.56	11.41	-46.15	-13.00	-33.15	110	150
5722.8000	-67.38	11.99	-55.39	-13.00	-42.39	200	150
7630.0000	-64.75	13.00	-51.75	-13.00	-38.75	230	150



Worldwide Testing Services(Taiwan) Co., Ltd.

Report Number: W6M21308-13443-P-2224
 FCC ID: GX9MX

Polarization: Vertical

Frequency (MHz)	Reading (dBm) Peak	Factor (dB) Corr.	Result (dBm)	Limit (dBm)	Margin (dB)	Table Degree (Deg.)	Ant. High (cm)
105.1923	-87.17	24.24	-62.93	-13.00	-49.93	100	150
800.0000	-64.39	-1.03	-65.42	-13.00	-52.42	210	150
850.0000	-66.74	-0.72	-67.46	-13.00	-54.46	130	150
3813.6270	-57.29	12.11	-45.18	-13.00	-32.18	205	150
5722.8000	-67.47	12.13	-55.34	-13.00	-42.34	100	150
7630.4000	-64.63	12.44	-52.19	-13.00	-39.19	230	150

WCDMA BAND II CH9538_DC 7.92 V

Mode: WCDMA BAND II CH9538

Polarization: Horizontal

Frequency (MHz)	Reading (dBm) Peak	Factor (dB) Corr.	Result (dBm)	Limit (dBm)	Margin (dB)	Table Degree (Deg.)	Ant. High (cm)
162.1314	-92.01	24.64	-67.37	-13.00	-54.37	130	150
550.0001	-54.24	-6.70	-60.94	-13.00	-47.94	100	150
950.0000	-62.24	0.18	-62.06	-13.00	-49.06	130	150
3813.6270	-58.10	11.38	-46.72	-13.00	-33.72	70	150
5722.8000	-67.71	11.99	-55.72	-13.00	-42.72	250	150
7630.4000	-64.50	13.00	-51.50	-13.00	-38.50	100	150

Polarization: Vertical

Frequency (MHz)	Reading (dBm) Peak	Factor (dB) Corr.	Result (dBm)	Limit (dBm)	Margin (dB)	Table Degree (Deg.)	Ant. High (cm)
82.5801	-88.38	24.03	-64.35	-13.00	-51.35	120	150
800.0000	-64.14	-1.03	-65.17	-13.00	-52.17	220	150
650.0000	-63.93	-3.05	-66.98	-13.00	-53.98	110	150
3819.6390	-58.20	12.07	-46.13	-13.00	-33.13	100	150
5722.8000	-66.66	12.13	-54.53	-13.00	-41.53	300	150
7630.4000	-64.75	12.44	-52.31	-13.00	-39.31	270	150

WCDMA BAND II IDLE_ DC 7 V

Mode: WCDMA BAND II IDLE

Polarization: Horizontal

Frequency (MHz)	Reading (dBuV)	Detector	Factor (dB)	Result (dBuV/m)	Limit (dBuV/m)	Margin (dB)	Table Degree (Deg.)	Ant. High (cm)
296.3125	17.80	peak	15.87	33.67	46.00	-12.33	110	100
346.8536	19.66	peak	17.01	36.67	46.00	-9.33	130	100
848.3768	14.13	peak	26.59	40.72	46.00	-5.28	80	100
947.5150	13.29	peak	28.08	41.37	46.00	-4.63	125	100



Worldwide Testing Services(Taiwan) Co., Ltd.

Report Number: W6M21308-13443-P-2224

FCC ID: GX9MX

Frequency (MHz)	Reading (dBuV)		Factor (dB) Corr.	Result @3m (dBuV/m)		Limit @3m (dBuV/m)		Margin (dB)	Table Degree (Deg.)	Ant. High (cm)
	Peak	Ave.		Peak	Ave.	Peak	Ave.			
4030.0600	42.65	---	-0.57	42.08	---	74.00	54.00	-31.92	175	100
5671.3430	40.83	---	2.50	43.33	---	74.00	54.00	-30.67	140	100

Polarization: Vertical

Frequency (MHz)	Reading (dBuV)	Detector	Factor (dB)	Result (dBuV/m)	Limit (dBuV/m)	Margin (dB)	Table Degree (Deg.)	Ant. High (cm)
31.9440	17.76	peak	13.30	31.06	40.00	-8.94	135	100
146.6333	17.84	peak	15.21	33.05	43.50	-10.45	120	100
648.1563	11.70	peak	23.58	35.28	46.00	-10.72	170	100
947.5150	14.13	peak	28.08	42.21	46.00	-3.79	55	100

Frequency (MHz)	Reading (dBuV)		Factor (dB) Corr.	Result @3m (dBuV/m)		Limit @3m (dBuV/m)		Margin (dB)	Table Degree (Deg.)	Ant. High (cm)
	Peak	Ave.		Peak	Ave.	Peak	Ave.			
4689.3790	42.85	---	0.21	43.06	---	74.00	54.00	-30.94	255	100
5881.7640	40.92	---	2.93	43.85	---	74.00	54.00	-30.15	170	100

WCDMA BAND II IDLE_DC 7.92 V

Mode: WCDMA BAND II IDLE


Polarization: Horizontal

Frequency (MHz)	Reading (dBuV)	Detector	Factor (dB)	Result (dBuV/m)	Limit (dBuV/m)	Margin (dB)	Table Degree (Deg.)	Ant. High (cm)
146.6332	13.27	peak	15.21	28.48	43.50	-15.02	135	100
346.8536	19.69	peak	17.01	36.70	46.00	-9.30	80	100
848.3768	14.48	peak	26.59	41.07	46.00	-4.93	175	100
947.5150	13.43	peak	28.08	41.51	46.00	-4.49	210	100

Frequency (MHz)	Reading (dBuV)		Factor (dB) Corr.	Result @3m (dBuV/m)		Limit @3m (dBuV/m)		Margin (dB)	Table Degree (Deg.)	Ant. High (cm)
	Peak	Ave.		Peak	Ave.	Peak	Ave.			
4703.4070	42.94	---	0.24	43.18	---	74.00	54.00	-30.82	120	100
6639.2790	40.80	---	4.74	45.54	---	74.00	54.00	-28.46	70	100

Polarization: Vertical

Frequency (MHz)	Reading (dBuV)	Detector	Factor (dB)	Result (dBuV/m)	Limit (dBuV/m)	Margin (dB)	Table Degree (Deg.)	Ant. High (cm)
31.9440	18.20	peak	13.30	31.50	40.00	-8.50	140	100
146.6333	17.76	peak	15.21	32.97	43.50	-10.53	50	100
346.8536	17.06	peak	17.01	34.07	46.00	-11.93	130	100
947.5150	14.57	peak	28.08	42.65	46.00	-3.35	95	100



Worldwide Testing Services(Taiwan) Co., Ltd.

Report Number: W6M21308-13443-P-2224

FCC ID: GX9MX

Frequency (MHz)	Reading (dBuV)		Factor (dB) Corr.	Result @3m (dBuV/m)		Limit @3m (dBuV/m)		Margin (dB)	Table Degree (Deg.)	Ant. High (cm)
	Peak	Ave.		Peak	Ave.	Peak	Ave.			
4464.9300	42.46	---	0.03	42.49	---	74.00	54.00	-31.51	160	100
5853.7070	41.28	---	2.75	44.03	---	74.00	54.00	-29.97	145	100

WCDMA BAND V CH4132_DC 7 V

Mode: WCDMA BAND V CH4132

Polarization: Horizontal

Frequency (MHz)	Reading (dBm) Peak	Factor (dB) Corr.	Result (dBm)	Limit (dBm)	Margin (dB)	Table Degree (Deg.)	Ant. High (cm)
168.9423	-90.90	24.79	-66.11	-13.00	-53.11	125	150
549.4990	-53.46	-6.71	-60.17	-13.00	-47.17	120	150
700.2004	-58.74	-0.10	-58.84	-13.00	-45.84	220	150
1655.3110	-45.23	3.02	-42.21	-13.00	-29.21	300	150
2479.8000	-60.70	6.48	-54.22	-13.00	-41.22	100	150
3306.4000	-61.49	9.65	-51.84	-13.00	-38.84	250	150
4133.0000	-65.99	8.41	-57.58	-13.00	-44.58	50	150

Polarization: Vertical


Frequency (MHz)	Reading (dBm) Peak	Factor (dB) Corr.	Result (dBm)	Limit (dBm)	Margin (dB)	Table Degree (Deg.)	Ant. High (cm)
77.6763	-87.10	23.87	-63.23	-13.00	-50.23	100	150
549.4990	-61.42	-4.34	-65.76	-13.00	-52.76	250	150
700.2004	-60.68	-1.36	-62.04	-13.00	-49.04	70	150
1655.3110	-48.19	1.48	-46.71	-13.00	-33.71	200	150
2479.8000	-60.86	6.38	-54.48	-13.00	-41.48	320	150
3306.4000	-62.18	8.52	-53.66	-13.00	-40.66	100	150
4133.0000	-66.00	8.92	-57.08	-13.00	-44.08	100	150

WCDMA BAND V CH4132_DC 7.92 V

Mode: WCDMA BAND V CH4132

Polarization: Horizontal

Frequency (MHz)	Reading (dBm) Peak	Factor (dB) Corr.	Result (dBm)	Limit (dBm)	Margin (dB)	Table Degree (Deg.)	Ant. High (cm)
31.0897	-89.27	25.23	-64.04	-13.00	-51.04	215	150
549.4990	-53.33	-6.71	-60.04	-13.00	-47.04	300	150
700.2004	-58.55	-0.10	-58.65	-13.00	-45.65	290	150
1655.3110	-45.31	3.02	-42.29	-13.00	-29.29	270	150
2479.8000	-61.27	6.48	-54.79	-13.00	-41.79	180	150
3306.4000	-62.18	9.65	-52.53	-13.00	-39.53	100	150
4133.0000	-65.19	8.41	-56.78	-13.00	-43.78	200	150



Worldwide Testing Services(Taiwan) Co., Ltd.

Report Number: W6M21308-13443-P-2224
 FCC ID: GX9MX

Polarization: Vertical

Frequency (MHz)	Reading (dBm) Peak	Factor (dB) Corr.	Result (dBm)	Limit (dBm)	Margin (dB)	Table Degree (Deg.)	Ant. High (cm)
76.0417	-87.20	23.60	-63.60	-13.00	-50.60	100	150
549.4990	-61.62	-4.34	-65.96	-13.00	-52.96	300	150
700.2004	-61.16	-1.36	-62.52	-13.00	-49.52	270	150
1655.3110	-47.90	1.48	-46.42	-13.00	-33.42	270	150
2479.8000	-60.73	6.38	-54.35	-13.00	-41.35	300	150
3306.4000	-61.53	8.52	-53.01	-13.00	-40.01	120	150
4133.0000	-64.23	8.92	-55.31	-13.00	-42.31	280	150

WCDMA BAND V CH4183_DC 7 V


Mode: WCDMA BAND V CH4183

Polarization: Horizontal

Frequency (MHz)	Reading (dBm) Peak	Factor (dB) Corr.	Result (dBm)	Limit (dBm)	Margin (dB)	Table Degree (Deg.)	Ant. High (cm)
169.4871	-90.99	24.80	-66.19	-13.00	-53.19	220	150
549.4990	-53.51	-6.71	-60.22	-13.00	-47.22	70	150
700.2004	-58.71	-0.10	-58.81	-13.00	-45.81	220	150
1673.3470	-51.58	3.08	-48.50	-13.00	-35.50	40	150
2509.8000	-61.58	6.76	-54.82	-13.00	-41.82	250	150
3346.4000	-61.87	9.74	-52.13	-13.00	-39.13	300	110
4183.0000	-65.97	8.82	-57.15	-13.00	-44.15	280	150

Polarization: Vertical

Frequency (MHz)	Reading (dBm) Peak	Factor (dB) Corr.	Result (dBm)	Limit (dBm)	Margin (dB)	Table Degree (Deg.)	Ant. High (cm)
77.6763	-86.70	23.87	-62.83	-13.00	-49.83	145	150
549.4990	-61.27	-4.34	-65.61	-13.00	-52.61	210	150
700.2004	-61.29	-1.36	-62.65	-13.00	-49.65	270	150
1673.3470	-51.68	2.05	-49.63	-13.00	-36.63	150	150
2509.8000	-60.58	6.53	-54.05	-13.00	-41.05	300	150
3346.4000	-61.72	9.10	-52.62	-13.00	-39.62	280	150
4183.0000	-66.20	8.93	-57.27	-13.00	-44.27	260	150



Worldwide Testing Services(Taiwan) Co., Ltd.

Report Number: W6M21308-13443-P-2224

FCC ID: GX9MX

WCDMA BAND V CH4183_DC 7.92 V

Mode: WCDMA BAND V CH4183

Polarization: Horizontal

Frequency (MHz)	Reading (dBm) Peak	Factor (dB) Corr.	Result (dBm)	Limit (dBm)	Margin (dB)	Table Degree (Deg.)	Ant. High (cm)
163.4936	-91.15	24.67	-66.48	-13.00	-53.48	245	150
549.4990	-53.62	-6.71	-60.33	-13.00	-47.33	110	150
700.2004	-58.50	-0.10	-58.60	-13.00	-45.60	280	150
1673.3470	-51.08	3.08	-48.00	-13.00	-35.00	80	150
2509.8000	-60.72	6.76	-53.96	-13.00	-40.96	230	150
3346.4000	-61.70	9.74	-51.96	-13.00	-38.96	105	150
4183.0000	-66.01	8.82	-57.19	-13.00	-44.19	100	150

Polarization: Vertical

Frequency (MHz)	Reading (dBm) Peak	Factor (dB) Corr.	Result (dBm)	Limit (dBm)	Margin (dB)	Table Degree (Deg.)	Ant. High (cm)
104.6474	-87.76	24.27	-63.49	-13.00	-50.49	160	150
549.4990	-61.55	-4.34	-65.89	-13.00	-52.89	80	150
700.2004	-61.14	-1.36	-62.50	-13.00	-49.50	220	150
1673.3470	-51.65	2.05	-49.60	-13.00	-36.60	300	150
2509.8000	-61.14	6.53	-54.61	-13.00	-41.61	260	150
3346.4000	-61.50	9.10	-52.40	-13.00	-39.40	100	150
4183.0000	-66.34	8.93	-57.41	-13.00	-44.41	70	150

WCDMA BAND V CH4233_DC 7 V


Mode: WCDMA BAND V CH4233

Polarization: Horizontal

Frequency (MHz)	Reading (dBm) Peak	Factor (dB) Corr.	Result (dBm)	Limit (dBm)	Margin (dB)	Table Degree (Deg.)	Ant. High (cm)
167.8526	-90.75	24.76	-65.99	-13.00	-52.99	135	150
549.4990	-53.68	-6.71	-60.39	-13.00	-47.39	70	150
700.2004	-59.34	-0.10	-59.44	-13.00	-46.44	200	150
1691.3830	-44.00	3.14	-40.86	-13.00	-27.86	300	150
2539.8000	-60.73	7.17	-53.56	-13.00	-40.56	130	150
3386.4000	-61.96	9.82	-52.14	-13.00	-39.14	220	150
4233.0000	-66.35	9.17	-57.18	-13.00	-44.18	130	150

Polarization: Vertical

Frequency (MHz)	Reading (dBm) Peak	Factor (dB) Corr.	Result (dBm)	Limit (dBm)	Margin (dB)	Table Degree (Deg.)	Ant. High (cm)
82.8525	-86.92	24.01	-62.91	-13.00	-49.91	130	150
549.4990	-61.57	-4.34	-65.91	-13.00	-52.91	270	150
700.2004	-60.93	-1.36	-62.29	-13.00	-49.29	300	150
1691.3830	-45.43	2.63	-42.80	-13.00	-29.80	300	150
2539.8000	-60.97	7.14	-53.83	-13.00	-40.83	230	150
3386.4000	-62.07	9.67	-52.40	-13.00	-39.40	100	150
4233.0000	-66.29	9.20	-57.09	-13.00	-44.09	250	150



Worldwide Testing Services(Taiwan) Co., Ltd.

Report Number: W6M21308-13443-P-2224
 FCC ID: GX9MX

WCDMA BAND V CH4233_DC 7.92 V

Mode: WCDMA BAND V CH4233

Polarization: Horizontal

Frequency (MHz)	Reading (dBm) Peak	Factor (dB) Corr.	Result (dBm)	Limit (dBm)	Margin (dB)	Table Degree (Deg.)	Ant. High (cm)
159.4071	-90.12	24.55	-65.57	-13.00	-52.57	115	150
549.4990	-53.37	-6.71	-60.08	-13.00	-47.08	250	150
700.2004	-58.49	-0.10	-58.59	-13.00	-45.59	100	150
1691.3830	-44.18	3.14	-41.04	-13.00	-28.04	120	150
2539.8000	-61.59	7.17	-54.42	-13.00	-41.42	280	150
3386.4000	-61.20	9.82	-51.38	-13.00	-38.38	130	150
4233.0000	-66.13	9.17	-56.96	-13.00	-43.96	120	150

Polarization: Vertical

Frequency (MHz)	Reading (dBm) Peak	Factor (dB) Corr.	Result (dBm)	Limit (dBm)	Margin (dB)	Table Degree (Deg.)	Ant. High (cm)
77.4038	-87.12	23.82	-63.30	-13.00	-50.30	130	150
549.4990	-61.52	-4.34	-65.86	-13.00	-52.86	200	150
700.2004	-61.36	-1.36	-62.72	-13.00	-49.72	300	150
1691.3830	-45.40	2.63	-42.77	-13.00	-29.77	220	150
2539.8000	-60.99	7.14	-53.85	-13.00	-40.85	300	150
3386.4000	-61.82	9.67	-52.15	-13.00	-39.15	120	150
4233.0000	-66.38	9.20	-57.18	-13.00	-44.18	100	150


WCDMA BAND V IDLE_DC 7 V

Mode: WCDMA BAND V IDLE

Polarization: Horizontal

Frequency (MHz)	Reading (dBuV)	Detector	Factor (dB)	Result (dBuV/m)	Limit (dBuV/m)	Margin (dB)	Table Degree (Deg.)	Ant. High (cm)
296.3125	17.50	peak	15.87	33.37	46.00	-12.63	215	100
346.8536	19.50	peak	17.01	36.51	46.00	-9.49	110	100
848.3768	14.41	peak	26.59	41.00	46.00	-5.00	140	100
947.5150	13.22	peak	28.08	41.30	46.00	-4.70	75	100

Frequency (MHz)	Reading (dBuV)		Factor (dB) Corr.	Result @3m (dBuV/m)		Limit @3m (dBuV/m)		Margin (dB)	Table Degree (Deg.)	Ant. High (cm)
	Peak	Ave.		Peak	Ave.	Peak	Ave.			
4142.2840	42.73	---	-0.42	42.31	---	74.00	54.00	-31.69	250	100
5657.3150	42.07	---	2.41	44.48	---	74.00	54.00	-29.52	170	100



Worldwide Testing Services(Taiwan) Co., Ltd.

Report Number: W6M21308-13443-P-2224
 FCC ID: GX9MX

Polarization: Vertical

Frequency (MHz)	Reading (dBuV)	Detector	Factor (dB)	Result (dBuV/m)	Limit (dBuV/m)	Margin (dB)	Table Degree (Deg.)	Ant. High (cm)
31.9440	18.58	peak	13.30	31.88	40.00	-8.12	175	100
146.6333	18.23	peak	15.21	33.44	43.50	-10.06	130	100
346.8536	17.00	peak	17.01	34.01	46.00	-11.99	200	100
947.5150	14.24	peak	28.08	42.32	46.00	-3.68	45	100

Frequency (MHz)	Reading (dBuV)		Factor (dB) Corr.	Result @3m (dBuV/m)		Limit @3m (dBuV/m)		Margin (dB)	Table Degree (Deg.)	Ant. High (cm)
	Peak	Ave.		Peak	Ave.	Peak	Ave.			
4675.3510	42.64	---	0.19	42.83	---	74.00	54.00	-31.17	90	100
6204.4090	40.68	---	3.68	44.36	---	74.00	54.00	-29.64	135	100

WCDMA BAND V IDLE_ DC 7.92 V

Mode: WCDMA BAND V IDLE

Polarization: Horizontal

Frequency (MHz)	Reading (dBuV)	Detector	Factor (dB)	Result (dBuV/m)	Limit (dBuV/m)	Margin (dB)	Table Degree (Deg.)	Ant. High (cm)
296.3125	17.55	peak	15.87	33.42	46.00	-12.58	180	100
346.8536	19.61	peak	17.01	36.62	46.00	-9.38	75	100
848.3768	13.94	peak	26.59	40.53	46.00	-5.47	35	100
947.5150	13.34	peak	28.08	41.42	46.00	-4.58	110	100

Frequency (MHz)	Reading (dBuV)		Factor (dB) Corr.	Result @3m (dBuV/m)		Limit @3m (dBuV/m)		Margin (dB)	Table Degree (Deg.)	Ant. High (cm)
	Peak	Ave.		Peak	Ave.	Peak	Ave.			
4142.2840	42.43	---	-0.42	42.01	---	74.00	54.00	-31.99	115	100
5881.7640	41.23	---	2.93	44.16	---	74.00	54.00	-29.84	130	100

Polarization: Vertical

Frequency (MHz)	Reading (dBuV)	Detector	Factor (dB)	Result (dBuV/m)	Limit (dBuV/m)	Margin (dB)	Table Degree (Deg.)	Ant. High (cm)
31.9440	17.59	peak	13.30	30.89	40.00	-9.11	120	100
146.6333	17.87	peak	15.21	33.08	43.50	-10.42	105	100
346.8536	16.51	peak	17.01	33.52	46.00	-12.48	70	100
947.5150	14.00	peak	28.08	42.08	46.00	-3.92	185	100

Frequency (MHz)	Reading (dBuV)		Factor (dB) Corr.	Result @3m (dBuV/m)		Limit @3m (dBuV/m)		Margin (dB)	Table Degree (Deg.)	Ant. High (cm)
	Peak	Ave.		Peak	Ave.	Peak	Ave.			
4478.9580	42.96	---	0.10	43.06	---	74.00	54.00	-30.94	105	100
6555.1100	41.08	---	4.52	45.60	---	74.00	54.00	-28.40	80	100

Note: Please refer to appendix for plot data.



Report Number: W6M21308-13443-P-2224
FCC ID: GX9MX

7.3 Explanation of test result

Result Level = Reading Level + Corrected Factor

Corrected Factor = SG level – Received level-Cable loss + substitution antenna gain

7.4 Calculation of Limit for Field Strength of Spurious

Compliance with § 24.238(a) requires that any emission be attenuated below the transmitter power at least $43 + 10 \log P$ (P = transmitter power in Watts).

Limit for Spurious Emissions at Antenna Terminals: $L=P-A=-13\text{dBm}$

Test equipment: ETSTW-RE 004, ETSTW-RE 018, ETSTW-RE 030, ETSTW-RE 111,
ETSTW-GSM 02



Report Number: W6M21308-13443-P-2224

FCC ID: GX9MX

7.5 Test result of band edge emissions

850 band

Model: Mxx-xxxxx Series(x=0-9, A-Z or blank) Date: 2013/9/16
 Mode: 850band Ch128 Temperature: 24°C Engineer: Rick
 Polarization: Horizontal Humidity: 60%

Frequency (MHz)	Reading (dBm) Peak	Factor (dB) Corr.	Result (dBm)	Limit (dBm)	Margin (dB)
823.9990	-50.59	33.89	-16.70	-13.00	-3.70

Polarization: Vertical

Frequency (MHz)	Reading (dBm) Peak	Factor (dB) Corr.	Result (dBm)	Limit (dBm)	Margin (dB)
823.9890	-49.10	34.75	-14.35	-13.00	-1.35

Mode: 850band Ch251

Polarization: Horizontal

Frequency (MHz)	Reading (dBm) Peak	Factor (dB) Corr.	Result (dBm)	Limit (dBm)	Margin (dB)
849.0110	-52.90	34.94	-17.96	-13.00	-4.96

Polarization: Vertical

Frequency (MHz)	Reading (dBm) Peak	Factor (dB) Corr.	Result (dBm)	Limit (dBm)	Margin (dB)
849.0010	-49.35	34.91	-14.44	-13.00	-1.44

1900 band

Mode: 1900band Ch512

Polarization: Horizontal

Frequency (MHz)	Reading (dBm) Peak	Factor (dB) Corr.	Result (dBm)	Limit (dBm)	Margin (dB)
1849.9830	-57.77	43.90	-13.87	-13.00	-0.87


Polarization: Vertical

Frequency (MHz)	Reading (dBm) Peak	Factor (dB) Corr.	Result (dBm)	Limit (dBm)	Margin (dB)
1849.9750	-59.37	43.86	-15.51	-13.00	-2.51

Mode: 1900band Ch810

Polarization: Horizontal

Frequency (MHz)	Reading (dBm) Peak	Factor (dB) Corr.	Result (dBm)	Limit (dBm)	Margin (dB)
1910.0000	-60.51	44.07	-16.44	-13.00	-3.44



Report Number: W6M21308-13443-P-2224

FCC ID: GX9MX

Polarization: Vertical

Frequency (MHz)	Reading (dBm) Peak	Factor (dB) Corr.	Result (dBm)	Limit (dBm)	Margin (dB)
1910.0050	-63.07	43.82	-19.25	-13.00	-6.25

Band II

Mode: WCDMA BAND II CH9262

Polarization: Horizontal

Frequency (MHz)	Reading (dBm) Peak	Factor (dB) Corr.	Result (dBm)	Limit (dBm)	Margin (dB)
1849.9730	-61.26	43.90	-17.36	-13.00	-4.36

Polarization: Vertical

Frequency (MHz)	Reading (dBm) Peak	Factor (dB) Corr.	Result (dBm)	Limit (dBm)	Margin (dB)
1849.9730	-62.91	43.86	-19.05	-13.00	-6.05

Mode: WCDMA BAND II CH9538

Polarization: Horizontal

Frequency (MHz)	Reading (dBm) Peak	Factor (dB) Corr.	Result (dBm)	Limit (dBm)	Margin (dB)
1910.0000	-66.52	44.07	-22.45	-13.00	-9.45

Polarization: Vertical

Frequency (MHz)	Reading (dBm) Peak	Factor (dB) Corr.	Result (dBm)	Limit (dBm)	Margin (dB)
1910.0000	-69.79	43.82	-25.97	-13.00	-12.97

Band V

Mode: WCDMA BAND V CH4132

Polarization: Horizontal

Frequency (MHz)	Reading (dBm) Peak	Factor (dB) Corr.	Result (dBm)	Limit (dBm)	Margin (dB)
824.0000	-54.01	33.89	-20.12	-13.00	-7.12

Polarization: Vertical

Frequency (MHz)	Reading (dBm) Peak	Factor (dB) Corr.	Result (dBm)	Limit (dBm)	Margin (dB)
824.0000	-54.90	34.75	-20.15	-13.00	-7.15



Report Number: W6M21308-13443-P-2224

FCC ID: GX9MX

Mode: WCDMA BAND V CH4233

Polarization: Horizontal

Frequency (MHz)	Reading (dBm) Peak	Factor (dB) Corr.	Result (dBm)	Limit (dBm)	Margin (dB)
849.0000	-55.99	34.94	-21.05	-13.00	-8.05

Polarization: Vertical

Frequency (MHz)	Reading (dBm) Peak	Factor (dB) Corr.	Result (dBm)	Limit (dBm)	Margin (dB)
849.0000	-62.48	34.91	-27.57	-13.00	-14.57

Note: Please refer to appendix for plot data.

Test equipment: ETSTW-RE 004, ETSTW-RE 030, ETSTW-RE 111, ETSTW-GSM 02

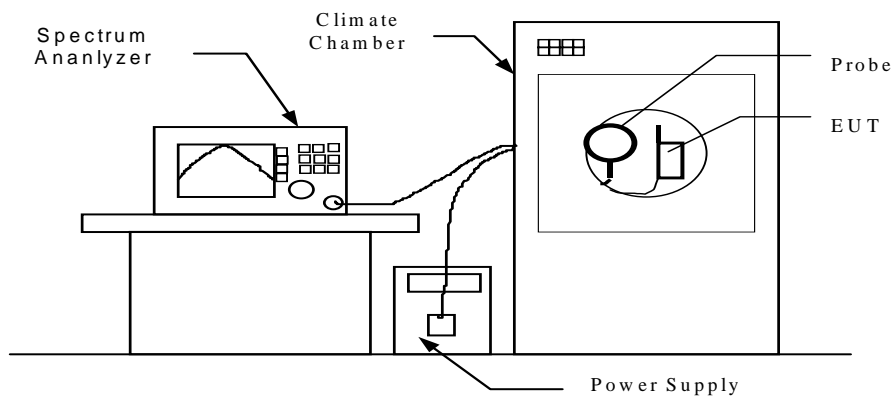
Report Number: W6M21308-13443-P-2224

FCC ID: GX9MX

8. Frequency Stability

8.1 Test procedure

- The equipment under test was supplied with rated power supply and the RF output was connected to a frequency counter via feed through attenuators. The EUT was placed inside the temperature chamber. The DC leads and RF output cable, exited the chamber through an opening made for that purpose. After the temperature stabilized the frequency output was recorded from the counter.
- An external variable power supply was used to supply nominal voltage and 85% to 115% of nominal voltage to the EUT under room temperature. Record the frequencies measured from the counter.
- End point voltage: For hand carried, battery powered equipment, reduce primary supply voltage to the battery operating end point which shall be specified by the manufacturer. Then record the frequencies measured from the counter.





Report Number: W6M21308-13443-P-2224

FCC ID: GX9MX

8.2 Test Results

8.2.1 Frequency Stability vs. Temperature

CH128 824.2 MHz


Supplied Voltage	Temperature (°C)	Frequency Drift (kHz)	Frequency Drift (ppm)	Limit (ppm)
DC 7.2 V	-30	-45.000	-0.055	±2.5
	-20	-31.000	-0.038	
	-10	-31.000	-0.038	
	0	-36.000	-0.044	
	10	-43.000	-0.052	
	20	-34.000	-0.041	
	30	22.000	0.027	
	40	-24.000	-0.029	
	50	-29.000	-0.035	

CH188 836.2 MHz

Supplied Voltage	Temperature (°C)	Frequency Drift (kHz)	Frequency Drift (ppm)	Limit (ppm)
DC 7.2 V	-30	-42.000	-0.050	±2.5
	-20	-21.000	-0.025	
	-10	-10.000	-0.012	
	0	-31.000	-0.037	
	10	-22.000	-0.026	
	20	-30.000	-0.036	
	30	-48.000	-0.057	
	40	24.000	0.029	
	50	-31.000	-0.037	

CH251 848.8 MHz

Supplied Voltage	Temperature (°C)	Frequency Drift (kHz)	Frequency Drift (ppm)	Limit (ppm)
DC 7.2 V	-30	-41.000	-0.048	±2.5
	-20	-22.000	-0.026	
	-10	8.000	0.009	
	0	-34.000	-0.040	
	10	-19.000	-0.022	
	20	-35.000	-0.041	
	30	-11.000	-0.013	
	40	-48.000	-0.057	
	50	-44.000	-0.052	



Report Number: W6M21308-13443-P-2224
 FCC ID: GX9MX

CH512 1850.2 MHz


Supplied Voltage	Temperature (°C)	Frequency Drift (kHz)	Frequency Drift (ppm)	Limit (ppm)
DC 7.2 V	-30	-39.000	-0.021	±2.5
	-20	-71.000	-0.038	
	-10	-34.000	-0.018	
	0	-68.000	-0.037	
	10	-50.000	-0.027	
	20	-69.000	-0.037	
	30	-45.000	-0.024	
	40	-37.000	-0.020	
	50	-60.000	-0.032	

CH661 1880.0 MHz

Supplied Voltage	Temperature (°C)	Frequency Drift (kHz)	Frequency Drift (ppm)	Limit (ppm)
DC 7.2 V	-30	-48.000	-0.026	±2.5
	-20	-72.000	-0.038	
	-10	-44.000	-0.023	
	0	-68.000	-0.036	
	10	-43.000	-0.023	
	20	-75.000	-0.040	
	30	-24.000	-0.013	
	40	-43.000	-0.023	
	50	-58.000	-0.031	

CH810 1909.8 MHz

Supplied Voltage	Temperature (°C)	Frequency Drift (kHz)	Frequency Drift (ppm)	Limit (ppm)
DC 7.2 V	-30	-41.000	-0.021	±2.5
	-20	-67.000	-0.035	
	-10	-32.000	-0.017	
	0	-60.000	-0.031	
	10	-31.000	-0.016	
	20	-56.000	-0.029	
	30	24.000	0.013	
	40	36.000	0.019	
	50	-33.000	-0.017	



Report Number: W6M21308-13443-P-2224
 FCC ID: GX9MX

CH9262 1852.4 MHz

Supplied Voltage	Temperature (°C)	Frequency Drift (kHz)	Frequency Drift (ppm)	Limit (ppm)
DC 7.2 V	-30	-26.000	-0.014	±2.5
	-20	27.000	0.015	
	-10	31.000	0.017	
	0	38.000	0.021	
	10	25.000	0.013	
	20	-37.000	-0.020	
	30	24.000	0.013	
	40	43.000	0.023	
	50	-37.000	-0.020	

CH9400 1880.0 MHz

Supplied Voltage	Temperature (°C)	Frequency Drift (kHz)	Frequency Drift (ppm)	Limit (ppm)
DC 7.2 V	-30	36.000	0.019	±2.5
	-20	-43.000	-0.023	
	-10	-27.000	-0.014	
	0	-40.000	-0.021	
	10	27.000	0.014	
	20	30.000	0.016	
	30	-28.000	-0.015	
	40	-31.000	-0.016	
	50	38.000	0.020	

CH9538 1907.6 MHz

Supplied Voltage	Temperature (°C)	Frequency Drift (kHz)	Frequency Drift (ppm)	Limit (ppm)
DC 7.2 V	-30	-36.000	-0.019	±2.5
	-20	-34.000	-0.018	
	-10	-28.000	-0.015	
	0	-32.000	-0.017	
	10	38.000	0.020	
	20	-30.000	-0.016	
	30	-33.000	-0.017	
	40	-36.000	-0.019	
	50	-35.000	-0.018	



Report Number: W6M21308-13443-P-2224
 FCC ID: GX9MX

CH4132 826.4 MHz

Supplied Voltage	Temperature (°C)	Frequency Drift (kHz)	Frequency Drift (ppm)	Limit (ppm)
DC 7.2 V	-30	-20.000	-0.024	±2.5
	-20	-21.000	-0.025	
	-10	14.000	0.017	
	0	33.000	0.040	
	10	33.000	0.040	
	20	-22.000	-0.027	
	30	-15.000	-0.018	
	40	-16.000	-0.019	
	50	17.000	0.021	

CH4183 836.6 MHz

Supplied Voltage	Temperature (°C)	Frequency Drift (kHz)	Frequency Drift (ppm)	Limit (ppm)
DC 7.2 V	-30	-18.000	-0.022	±2.5
	-20	15.000	0.018	
	-10	15.000	0.018	
	0	19.000	0.023	
	10	32.000	0.038	
	20	-18.000	-0.022	
	30	17.000	0.020	
	40	21.000	0.025	
	50	-15.000	-0.018	

CH4233 846.6 MHz

Supplied Voltage	Temperature (°C)	Frequency Drift (kHz)	Frequency Drift (ppm)	Limit (ppm)
DC 7.2 V	-30	24.000	0.028	±2.5
	-20	-23.000	-0.027	
	-10	26.000	0.031	
	0	25.000	0.030	
	10	29.000	0.034	
	20	24.000	0.028	
	30	14.000	0.017	
	40	-21.000	-0.025	
	50	31.000	0.037	



Report Number: W6M21308-13443-P-2224

FCC ID: GX9MX

8.2.2 Frequency Stability vs. Voltage

CH128

Supplied Voltage	Temperature (°C)	Frequency Drift (kHz)	Frequency Drift (ppm)	Limit (ppm)
End Point Voltage DC 7.92 V	25	-41.000	-0.050	±2.5
End Point Voltage 7 V	25	-43.000	-0.052	±2.5

CH188

Supplied Voltage	Temperature (°C)	Frequency Drift (kHz)	Frequency Drift (ppm)	Limit (ppm)
End Point Voltage DC 7.92 V	25	-24.000	-0.029	±2.5
End Point Voltage DC 7 V	25	25.000	0.030	±2.5

CH251


Supplied Voltage	Temperature (°C)	Frequency Drift (kHz)	Frequency Drift (ppm)	Limit (ppm)
End Point Voltage DC 7.92 V	25	-26.000	-0.031	±2.5
End Point Voltage DC 7 V	25	-26.000	-0.031	±2.5

CH512

Supplied Voltage	Temperature (°C)	Frequency Drift (kHz)	Frequency Drift (ppm)	Limit (ppm)
End Point Voltage DC 7.92 V	25	-63.000	-0.034	±2.5
End Point Voltage DC 7 V	25	-66.000	-0.036	±2.5

CH661

Supplied Voltage	Temperature (°C)	Frequency Drift (kHz)	Frequency Drift (ppm)	Limit (ppm)
End Point Voltage DC 7.92 V	25	-73.000	-0.039	±2.5
End Point Voltage DC 7 V	25	-76.000	-0.040	±2.5



Report Number: W6M21308-13443-P-2224

FCC ID: GX9MX

CH810

Supplied Voltage	Temperature (°C)	Frequency Drift (kHz)	Frequency Drift (ppm)	Limit (ppm)
End Point Voltage DC 7.92 V	25	-53.000	-0.028	±2.5
End Point Voltage DC 7 V	25	-55.000	-0.029	±2.5

CH9262

Supplied Voltage	Temperature (°C)	Frequency Drift (kHz)	Frequency Drift (ppm)	Limit (ppm)
End Point Voltage DC 7.92 V	25	-32.000	-0.017	±2.5
End Point Voltage DC 7 V	25	-32.000	-0.017	±2.5

CH9400


Supplied Voltage	Temperature (°C)	Frequency Drift (kHz)	Frequency Drift (ppm)	Limit (ppm)
End Point Voltage DC 7.92 V	25	-37.000	-0.020	±2.5
End Point Voltage DC 7 V	25	-39.000	-0.021	±2.5

CH9538

Supplied Voltage	Temperature (°C)	Frequency Drift (kHz)	Frequency Drift (ppm)	Limit (ppm)
End Point Voltage DC 7.92 V	25	37.000	0.019	±2.5
End Point Voltage DC 7 V	25	43.000	0.023	±2.5

CH4132

Supplied Voltage	Temperature (°C)	Frequency Drift (kHz)	Frequency Drift (ppm)	Limit (ppm)
End Point Voltage DC 7.92 V	25	20.000	0.024	±2.5
End Point Voltage DC 7 V	25	21.000	0.025	±2.5



Worldwide Testing Services(Taiwan) Co., Ltd.

Report Number: W6M21308-13443-P-2224

FCC ID: GX9MX


CH4183

Supplied Voltage	Temperature (°C)	Frequency Drift (kHz)	Frequency Drift (ppm)	Limit (ppm)
End Point Voltage DC 7.92 V	25	-13.000	-0.016	±2.5
End Point Voltage DC 7 V	25	14.000	0.017	±2.5

CH4233

Supplied Voltage	Temperature (°C)	Frequency Drift (kHz)	Frequency Drift (ppm)	Limit (ppm)
End Point Voltage DC 7.92 V	25	23.000	0.027	±2.5
End Point Voltage DC 7 V	25	24.000	0.028	±2.5

Test equipment: ETSTW-CE009, ETSTW-RE055, ETSTW-GSM 02



Report Number: W6M21308-13443-P-2224

FCC ID: GX9MX

9 Maximum Permissible Exposure

9.1 Applicable Standard

Systems operating under the provisions of this section shall be operated in a manner that ensures that the public is not exposed to radio frequency energy levels in excess limit for maximum permissible exposure. In accordance with 47 CFR FCC Part 2 Subpart J, section 2.1091 this device has been defined as a mobile device whereby a distance of 0.2 m normally can be maintained between the user and the device.

9.2 MPE Calculation Method

(A) Limits for Occupational/Controlled Exposure

Frequency Range (MHz)	Electric Field Strength (E) (V/m)	Magnetic Field Strength (H) (A/m)	Power Density (S) (mW/cm ²)	Averaging Time (E ² , H ² or S) (minutes)
0.3-3.0	614	1.63	(100)*	6
3.0-30	1842/f	4.89/f	(900/f ²)*	6
30-300	61.4	0.163	1.0	6
300-1500	--	--	f/300	6
1500-100,000	--	--	5	6

(B) Limits for General Population/Uncontrolled Exposure

Frequency Range (MHz)	Electric Field Strength (E) (V/m)	Magnetic Field Strength (H) (A/m)	Power Density (S) (mW/cm ²)	Averaging Time (E ² , H ² or S) (minutes)
0.3-1.34	614	1.63	(100)*	30
1.34-30	824/f	2.19/f	(180/f ²)*	30
30-300	27.5	0.073	0.2	30
300-1500	--	--	f/1500	30
1500-100,000	--	--	1.0	30

f = frequency in MHz

*Plane-wave equivalent power density

$$E \text{ (V/m)} \cdot \frac{\sqrt{30 \times P \times G}}{d}$$


$$\text{Power Density: } Pd \text{ (W/m}^2\text{)} \cdot \frac{E^2}{377}$$

E = Electric field (V/m) P = output power (W) G = EUT Antenna numeric gain (numeric)

d = Separation distance between radiator and human body (m)

The formula can be changed to

$$Pd \cdot \frac{30 \times P \times G}{377 \times d^2}$$




Worldwide Testing Services(Taiwan) Co., Ltd.

Report Number: W6M21308-13443-P-2224

FCC ID: GX9MX

Frequency	Max output power (dBm) / (W)		Antenna Gain	Power Density(S) (mW/cm ²)	Limit of Power Density (S) (mW/cm ²)	Test Result
GSM 850	32.52	1.786	-0.27	0.334	1.0	Complies
PCS 1900	30.06	1.014	-0.23	0.191	1.0	Complies
Band II	21.46	0.139	-0.23	0.026	1.0	Complies
Band V	23.05	0.202	-0.27	0.038	1.0	Complies

From the peak EUT RF output power, the minimum mobile separation distance, $d=0.2$ m, as well as the gain of the used antenna, the RF power density can be obtained.




Report Number: W6M21308-13443-P-2224
FCC ID: GX9MX

Appendix

Measurement diagrams

1. RF Power Output
2. Filed Strength of Spurious Emission
3. Band edge emissions



Report Number: W6M21308-13443-P-2224

FCC ID: GX9MX

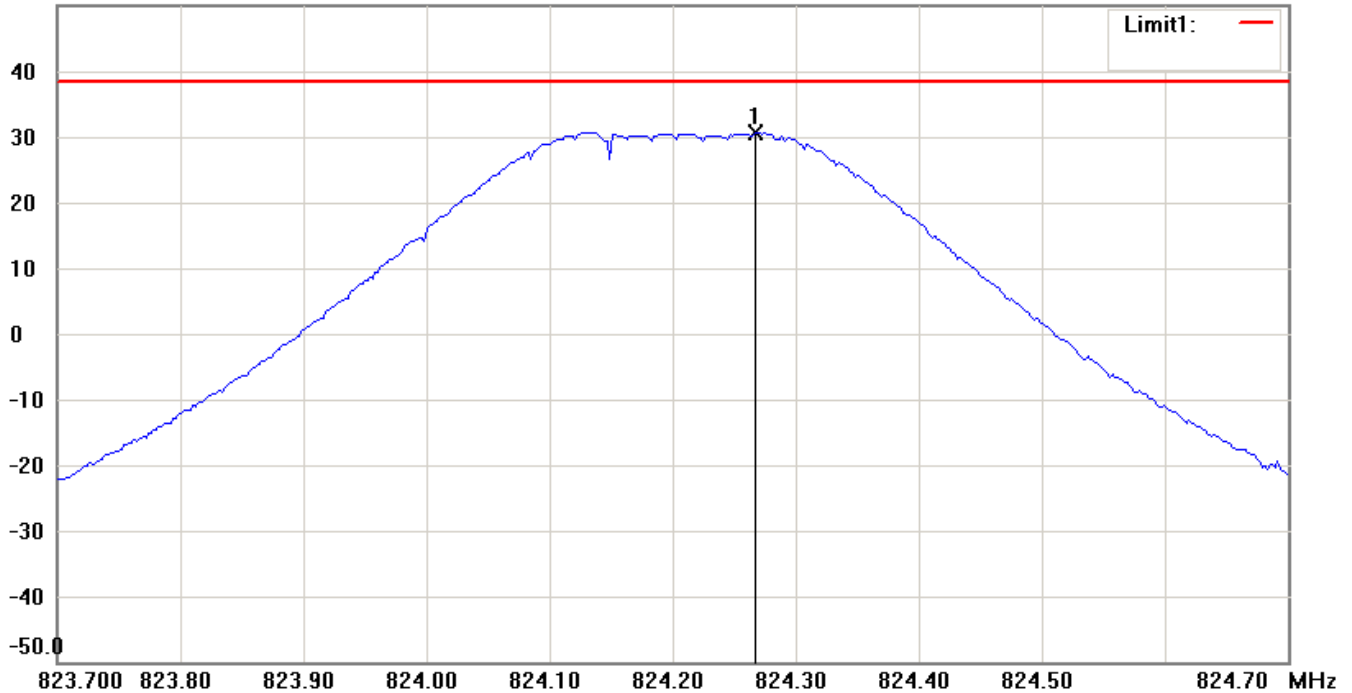
RF Power Output

Radiated Measurement

850 band_CH 128_7V

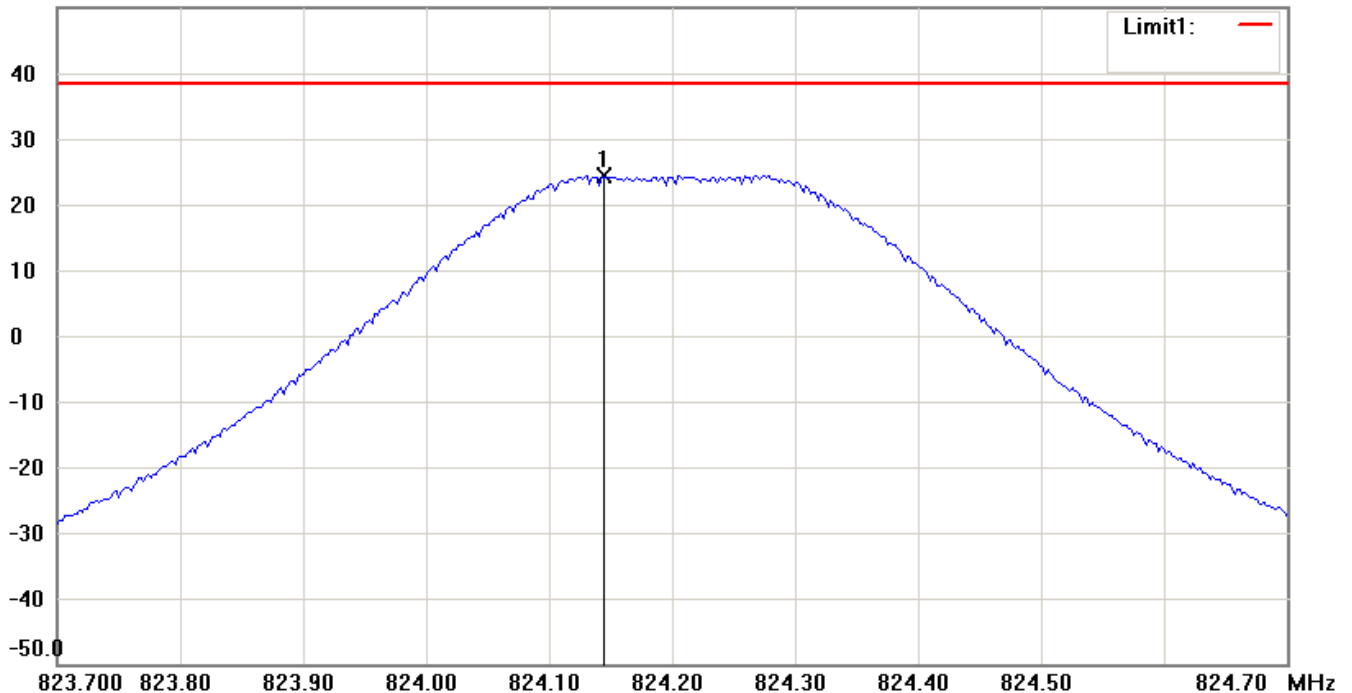
Antenna Polarization H

50.0 dBm



Antenna Polarization V

50.0 dBm



Note:

1. The attached measurement plots are preliminarily pre-scanned with peak detector for determining the final checking frequencies and are for reference only.
2. The some frequencies may exceed the limit line without the specified detectors, but that cannot present the results are failed to the specification of test standard.
3. For corrected test results are listed in the relevant table of radiated test data of this test report.



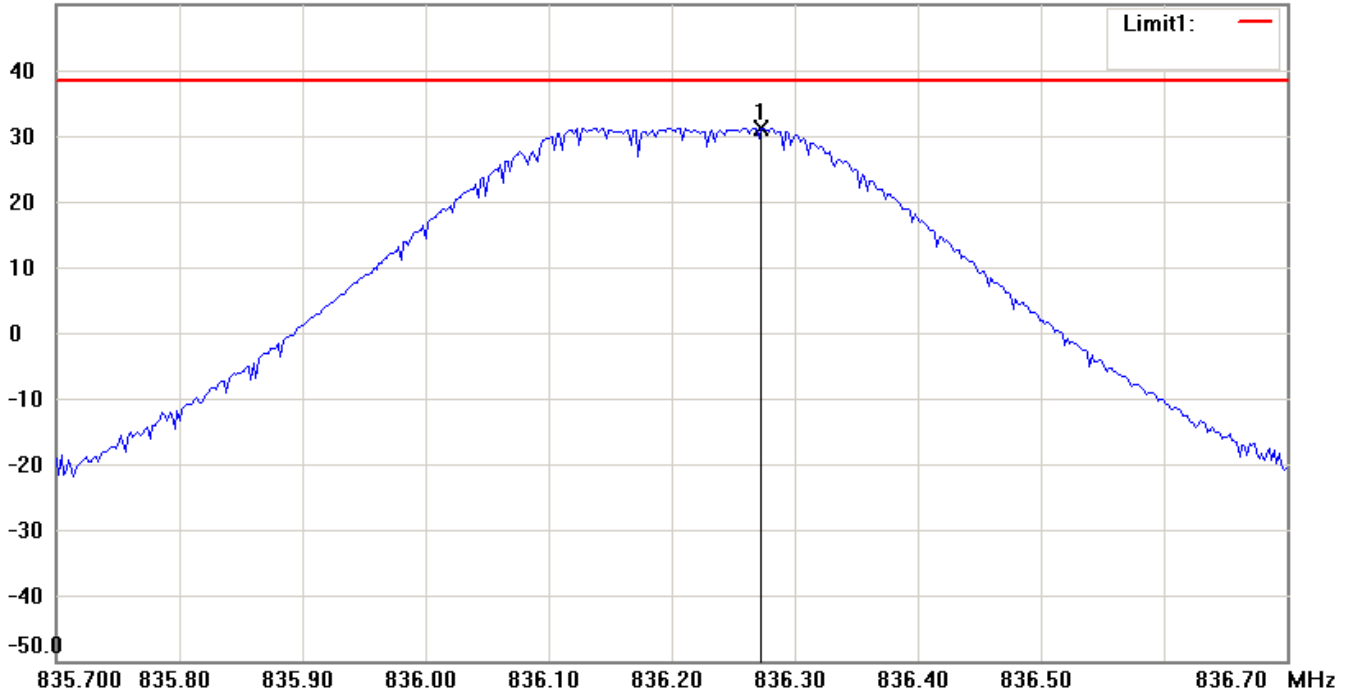
Report Number: W6M21308-13443-P-2224

FCC ID: GX9MX

850 band_ CH 188_7V

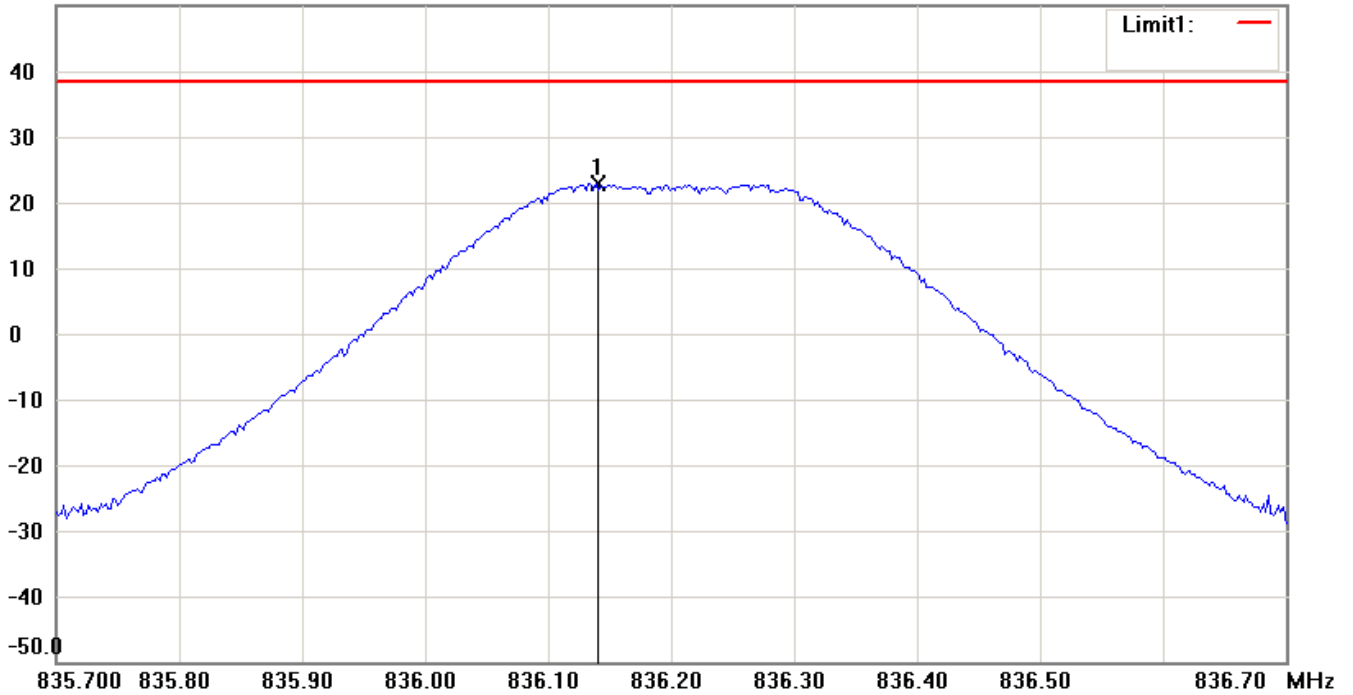
Antenna Polarization H

50.0 dBm



Antenna Polarization V

50.0 dBm



Note:

1. The attached measurement plots are preliminarily pre-scanned with peak detector for determining the final checking frequencies and are for reference only.
2. The some frequencies may exceed the limit line without the specified detectors, but that cannot present the results are failed to the specification of test standard.
3. For corrected test results are listed in the relevant table of radiated test data of this test report.



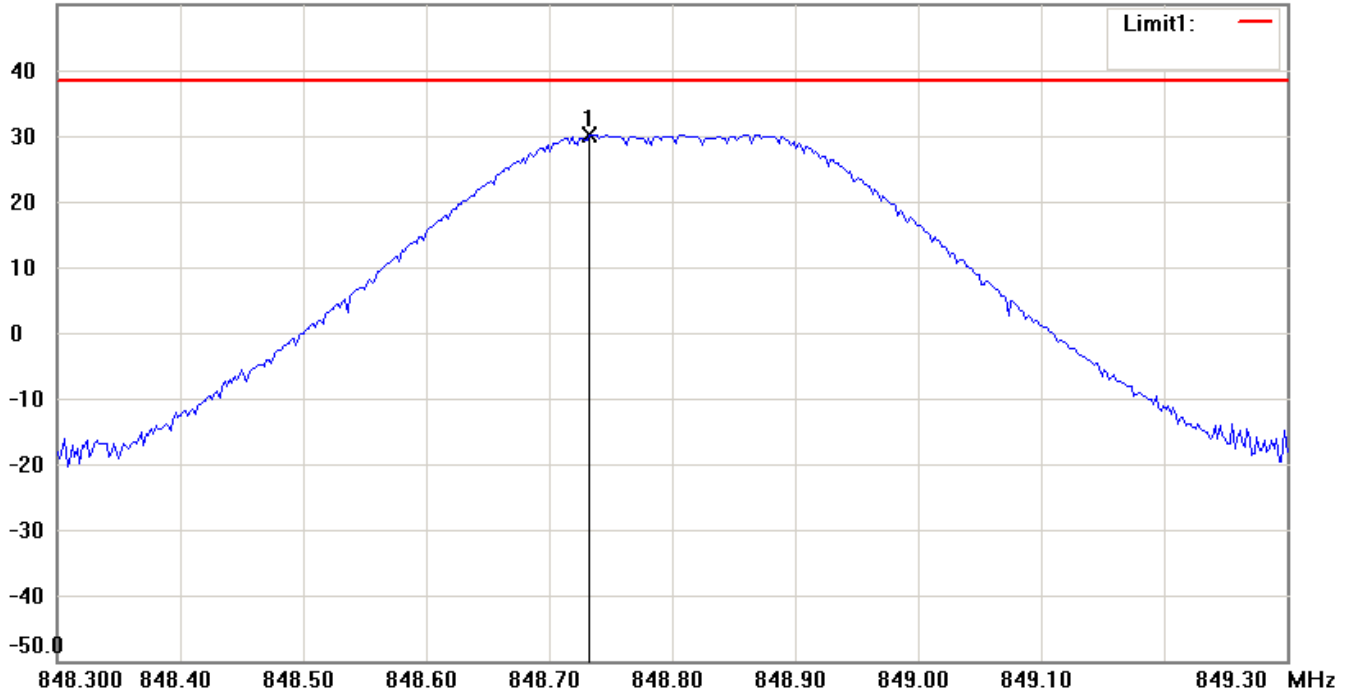
Report Number: W6M21308-13443-P-2224

FCC ID: GX9MX

850 band_ CH 251_7V

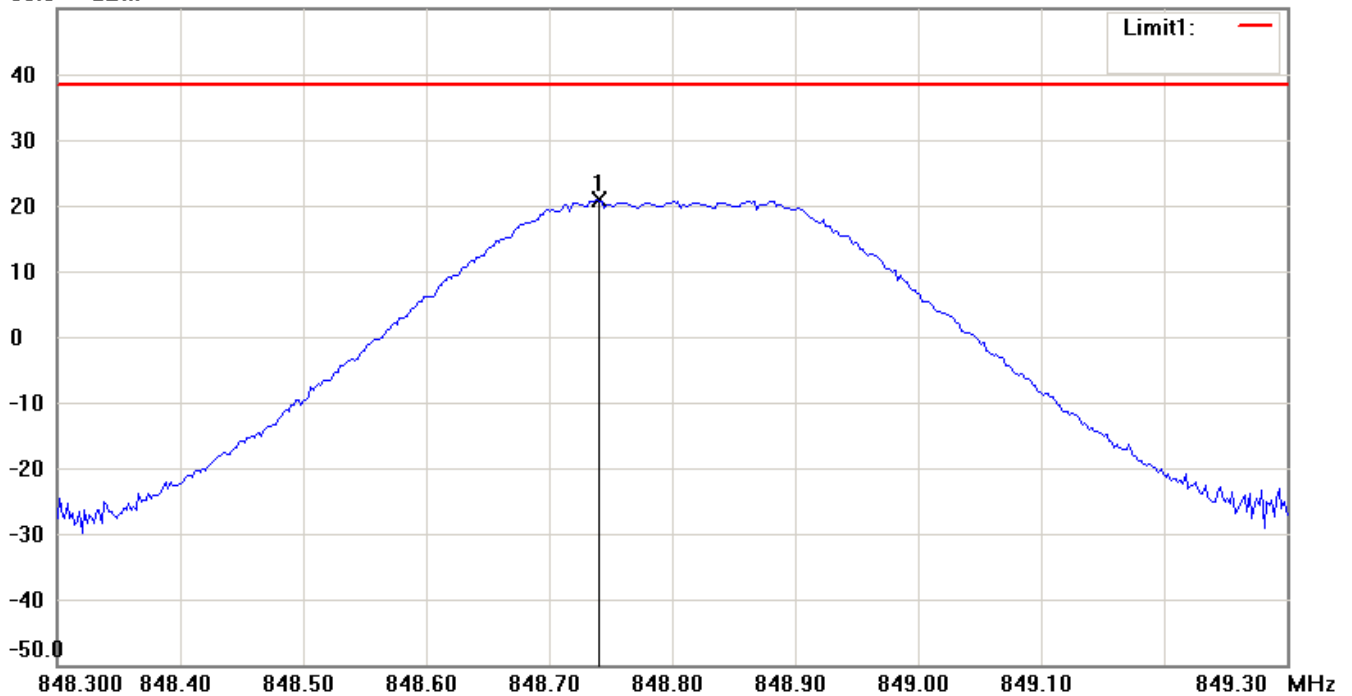
Antenna Polarization H

50.0 dBm



Antenna Polarization V

50.0 dBm



Note:

1. The attached measurement plots are preliminarily pre-scanned with peak detector for determining the final checking frequencies and are for reference only.
2. The some frequencies may exceed the limit line without the specified detectors, but that cannot present the results are failed to the specification of test standard.
3. For corrected test results are listed in the relevant table of radiated test data of this test report.



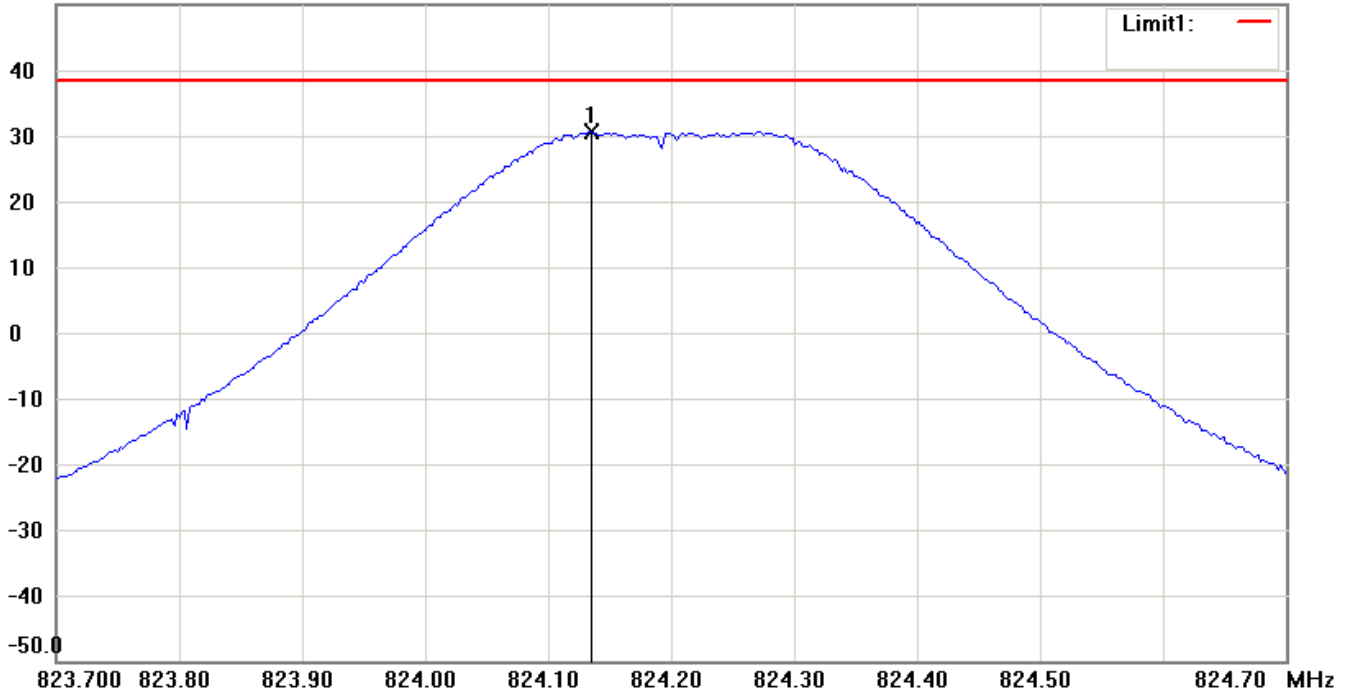
Report Number: W6M21308-13443-P-2224

FCC ID: GX9MX

850 band_ CH 128_7.92V

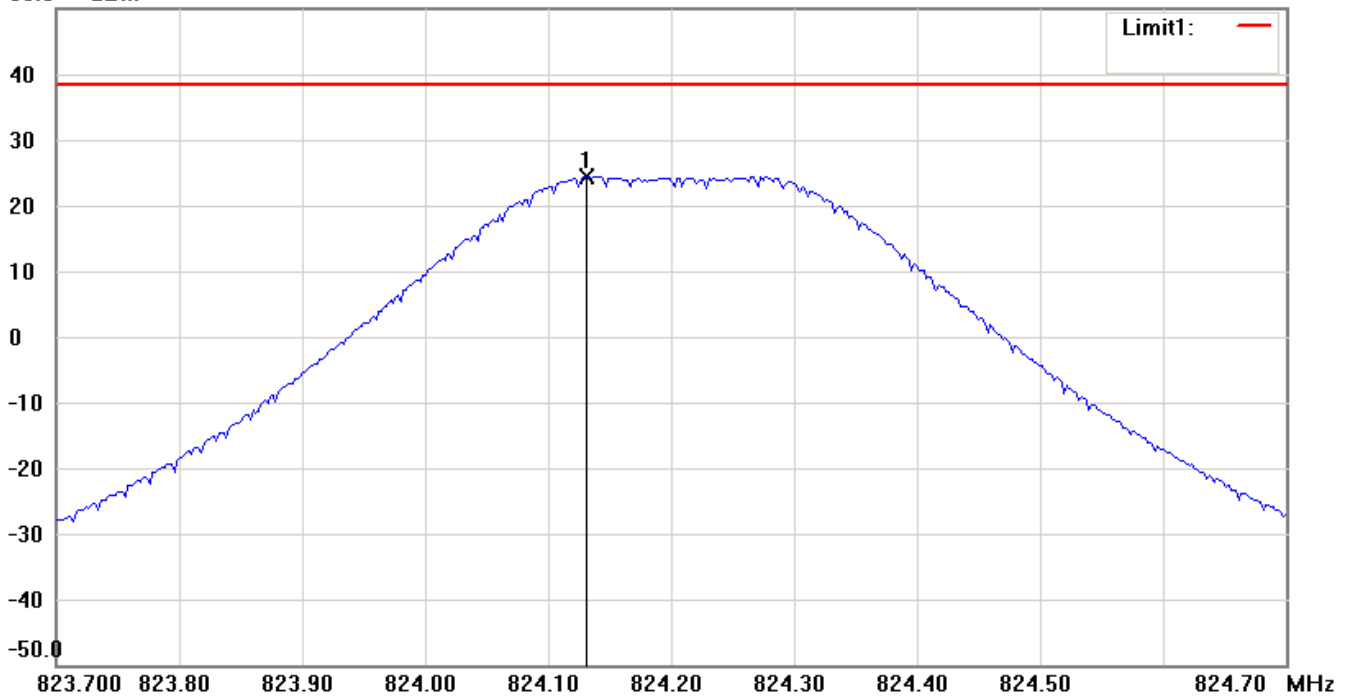
Antenna Polarization H

50.0 dBm



Antenna Polarization V

50.0 dBm



Note:

1. The attached measurement plots are preliminarily pre-scanned with peak detector for determining the final checking frequencies and are for reference only.
2. The some frequencies may exceed the limit line without the specified detectors, but that cannot present the results are failed to the specification of test standard.
3. For corrected test results are listed in the relevant table of radiated test data of this test report.



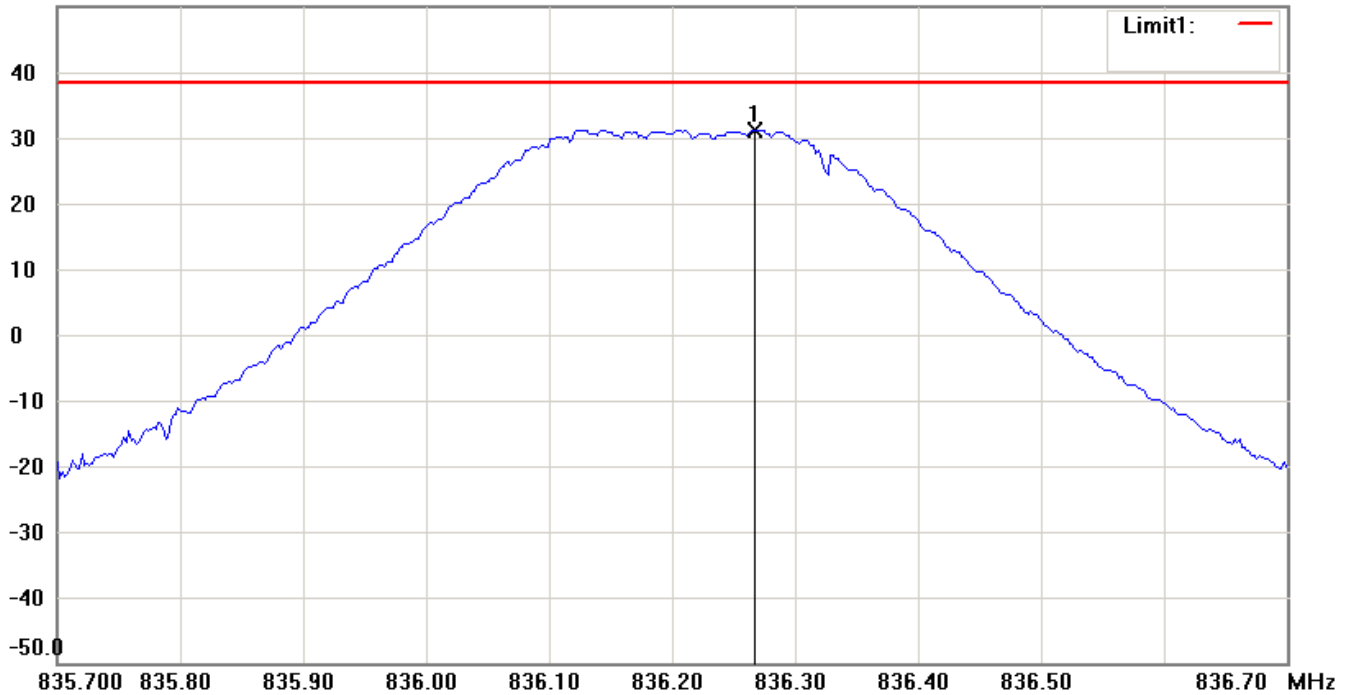
Report Number: W6M21308-13443-P-2224

FCC ID: GX9MX

850 band_ CH 188_7.92V

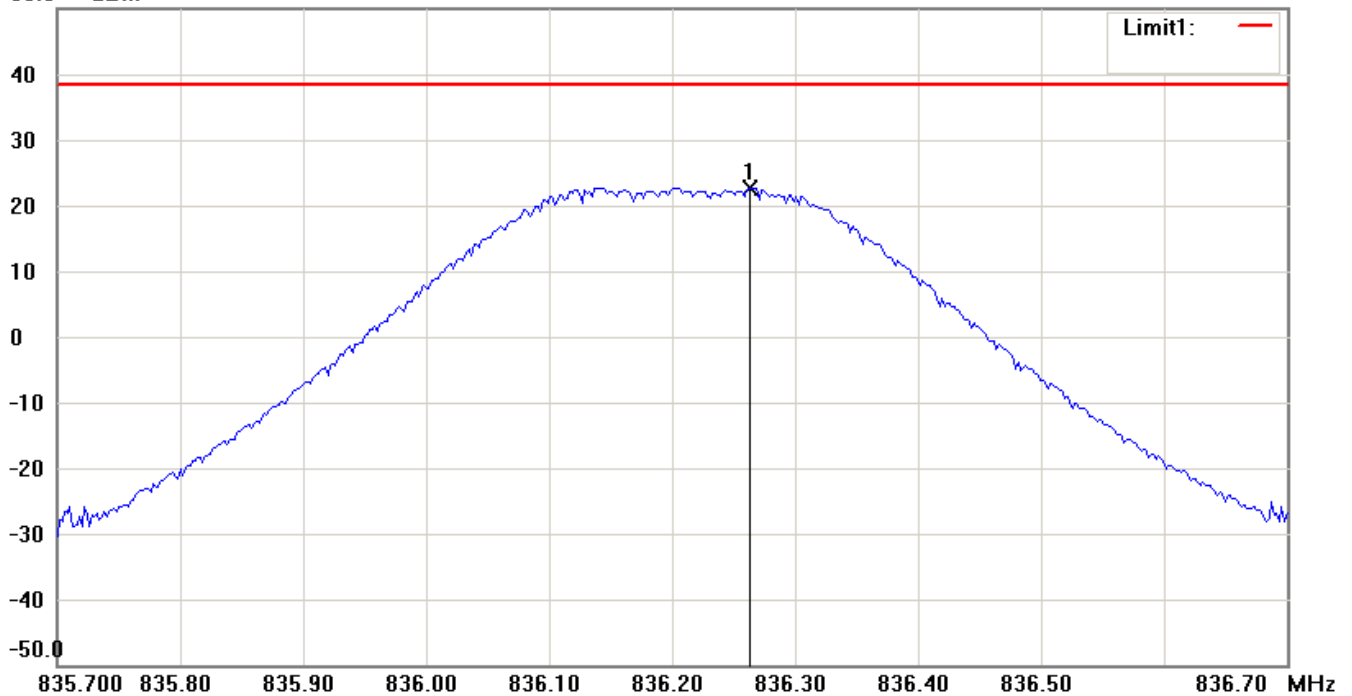
Antenna Polarization H

50.0 dBm



Antenna Polarization V

50.0 dBm



Note:

1. The attached measurement plots are preliminarily pre-scanned with peak detector for determining the final checking frequencies and are for reference only.
2. The some frequencies may exceed the limit line without the specified detectors, but that cannot present the results are failed to the specification of test standard.
3. For corrected test results are listed in the relevant table of radiated test data of this test report.



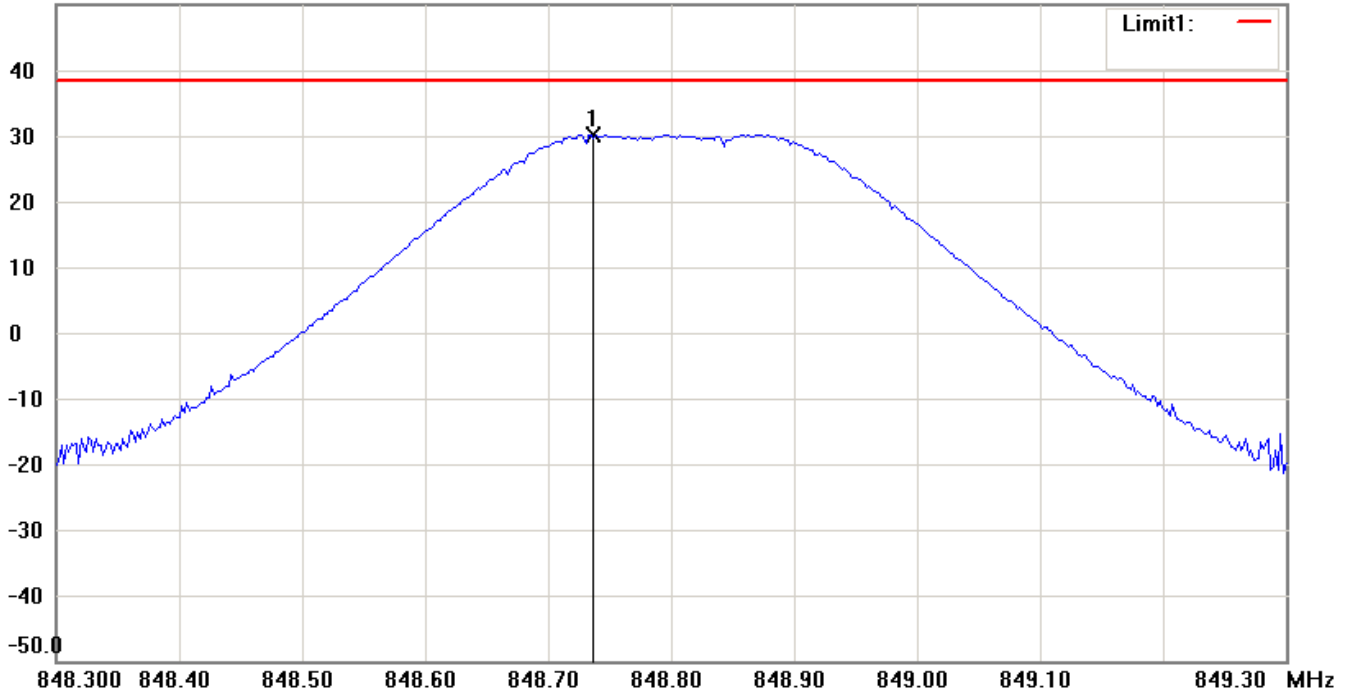
Report Number: W6M21308-13443-P-2224

FCC ID: GX9MX

850 band_ CH 251_7.92V

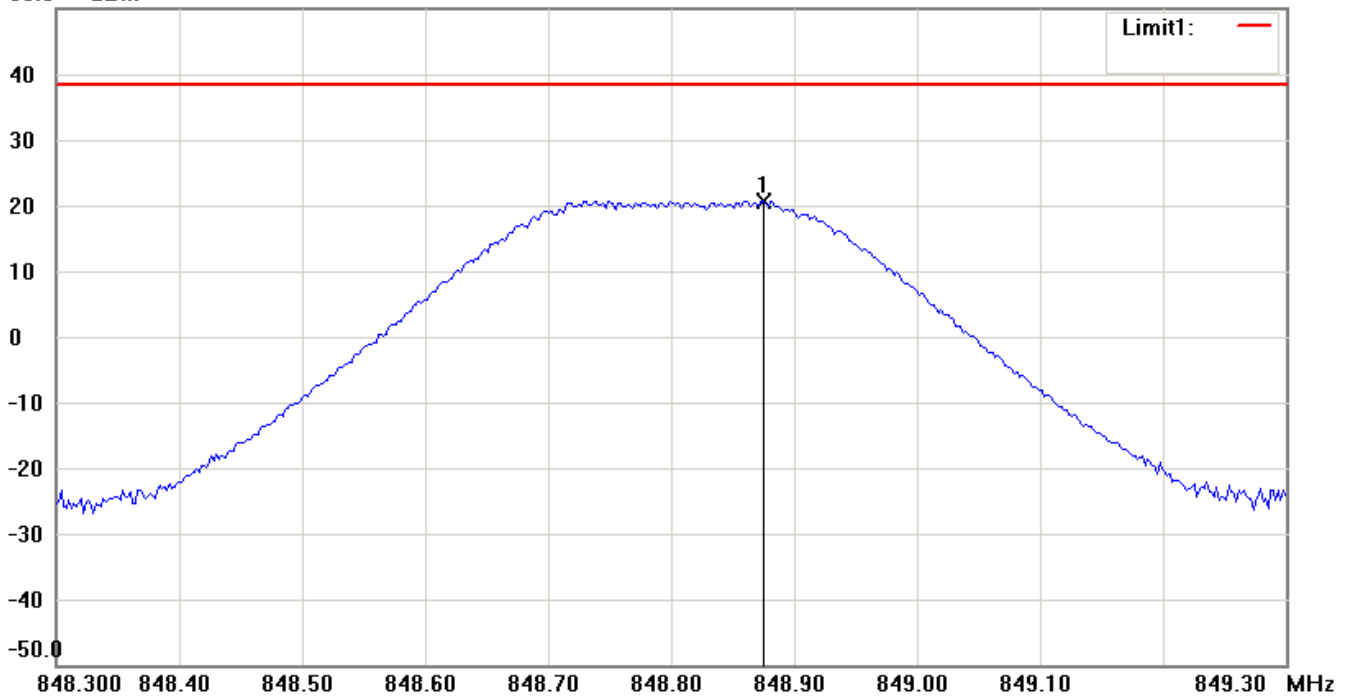
Antenna Polarization H

50.0 dBm




Antenna Polarization V

50.0 dBm



Note:

1. The attached measurement plots are preliminarily pre-scanned with peak detector for determining the final checking frequencies and are for reference only.
2. The some frequencies may exceed the limit line without the specified detectors, but that cannot present the results are failed to the specification of test standard.
3. For corrected test results are listed in the relevant table of radiated test data of this test report.



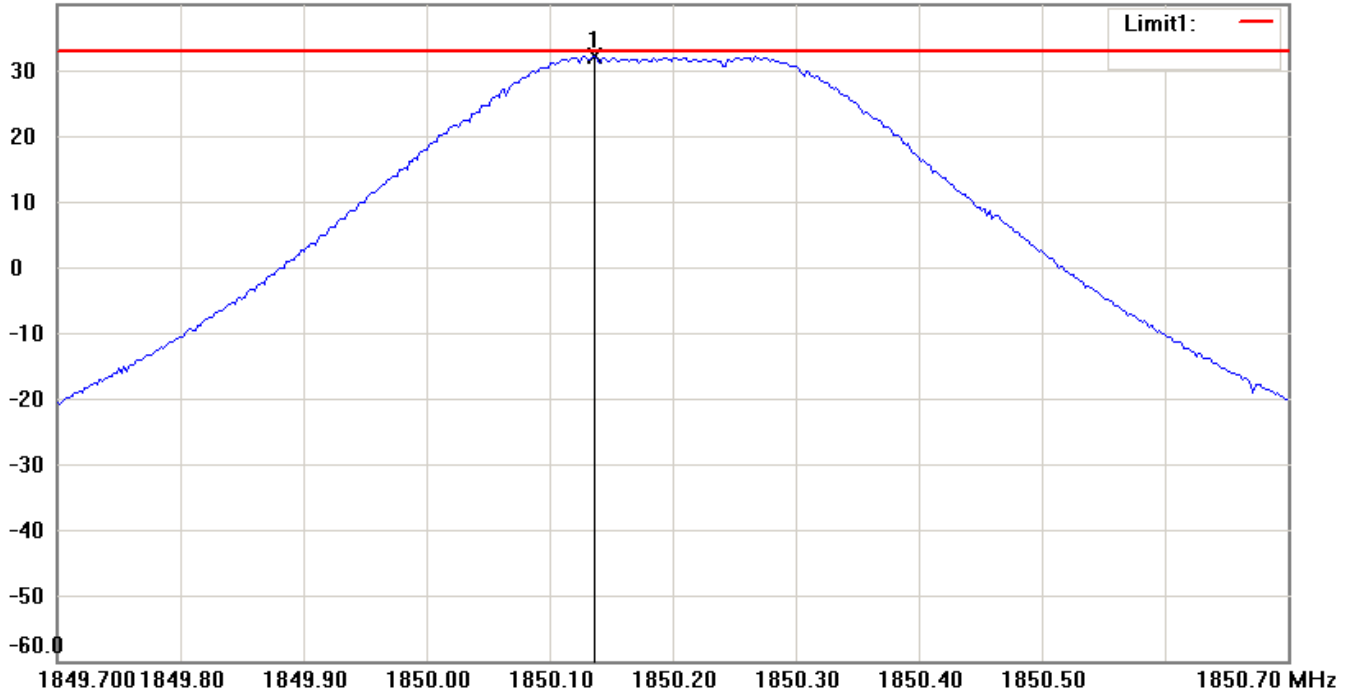
Report Number: W6M21308-13443-P-2224

FCC ID: GX9MX

1900 band_ CH 512_7V

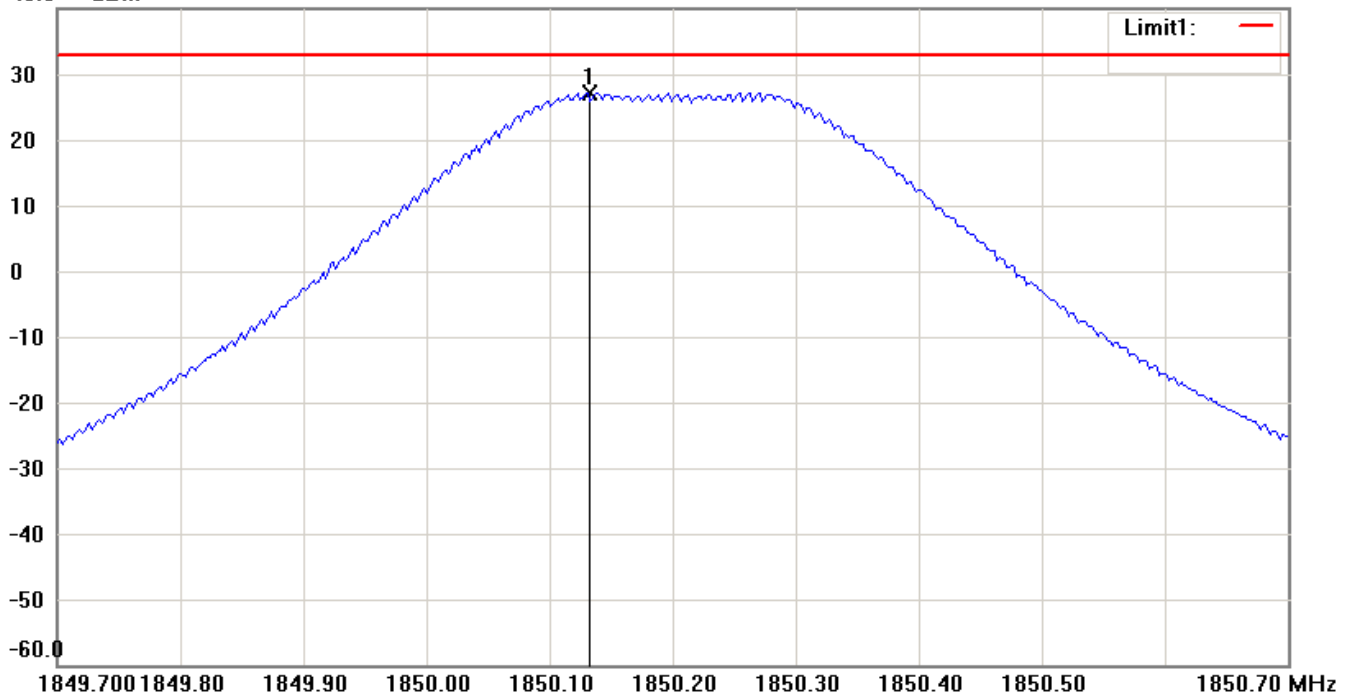
Antenna Polarization H

40.0 dBm



Antenna Polarization V

40.0 dBm



Note:

1. The attached measurement plots are preliminarily pre-scanned with peak detector for determining the final checking frequencies and are for reference only.
2. The some frequencies may exceed the limit line without the specified detectors, but that cannot present the results are failed to the specification of test standard.
3. For corrected test results are listed in the relevant table of radiated test data of this test report.



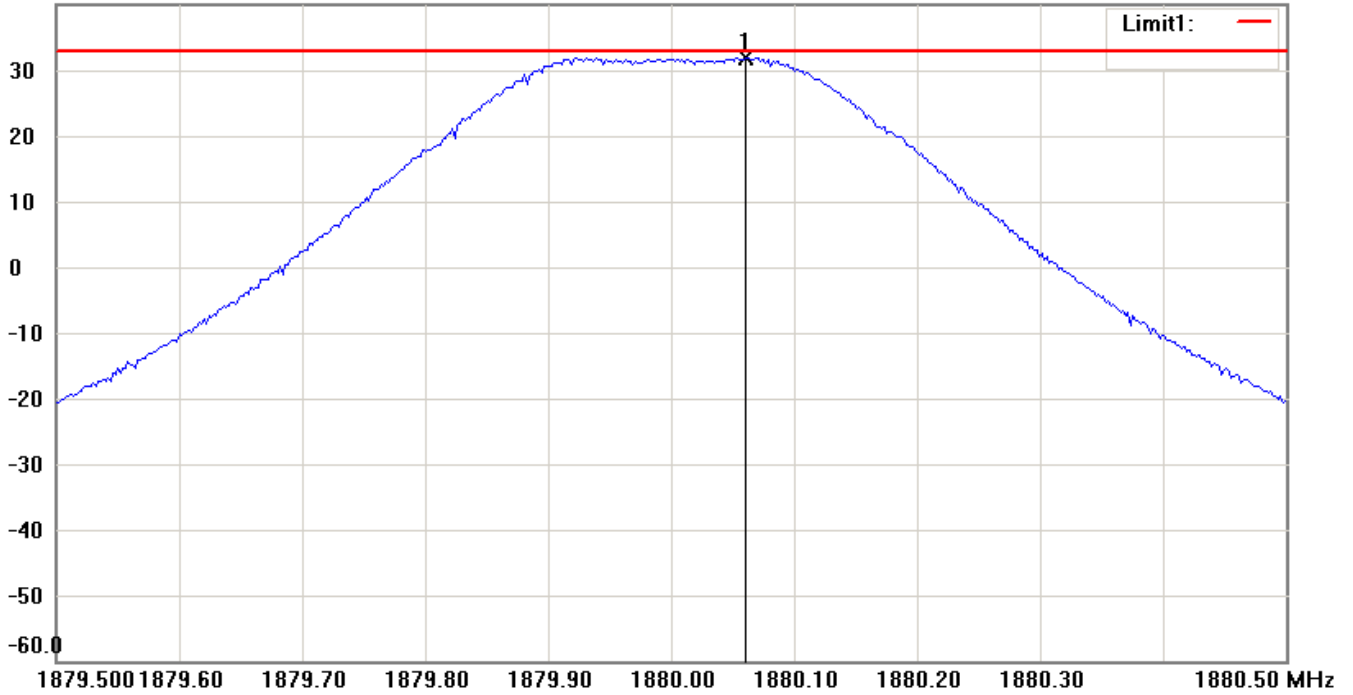
Report Number: W6M21308-13443-P-2224

FCC ID: GX9MX

1900 band_ CH 661_7 V

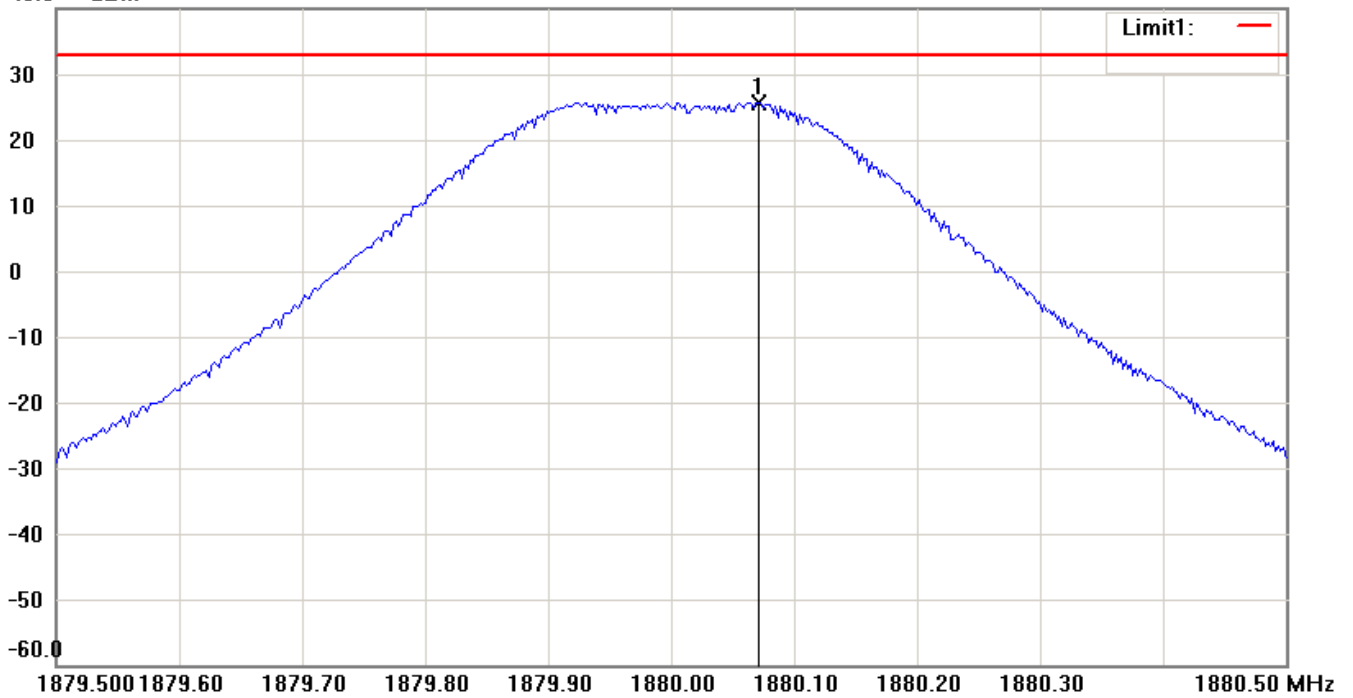
Antenna Polarization H

40.0 dBm



Antenna Polarization V

40.0 dBm



Note:

1. The attached measurement plots are preliminarily pre-scanned with peak detector for determining the final checking frequencies and are for reference only.
2. The some frequencies may exceed the limit line without the specified detectors, but that cannot present the results are failed to the specification of test standard.
3. For corrected test results are listed in the relevant table of radiated test data of this test report.



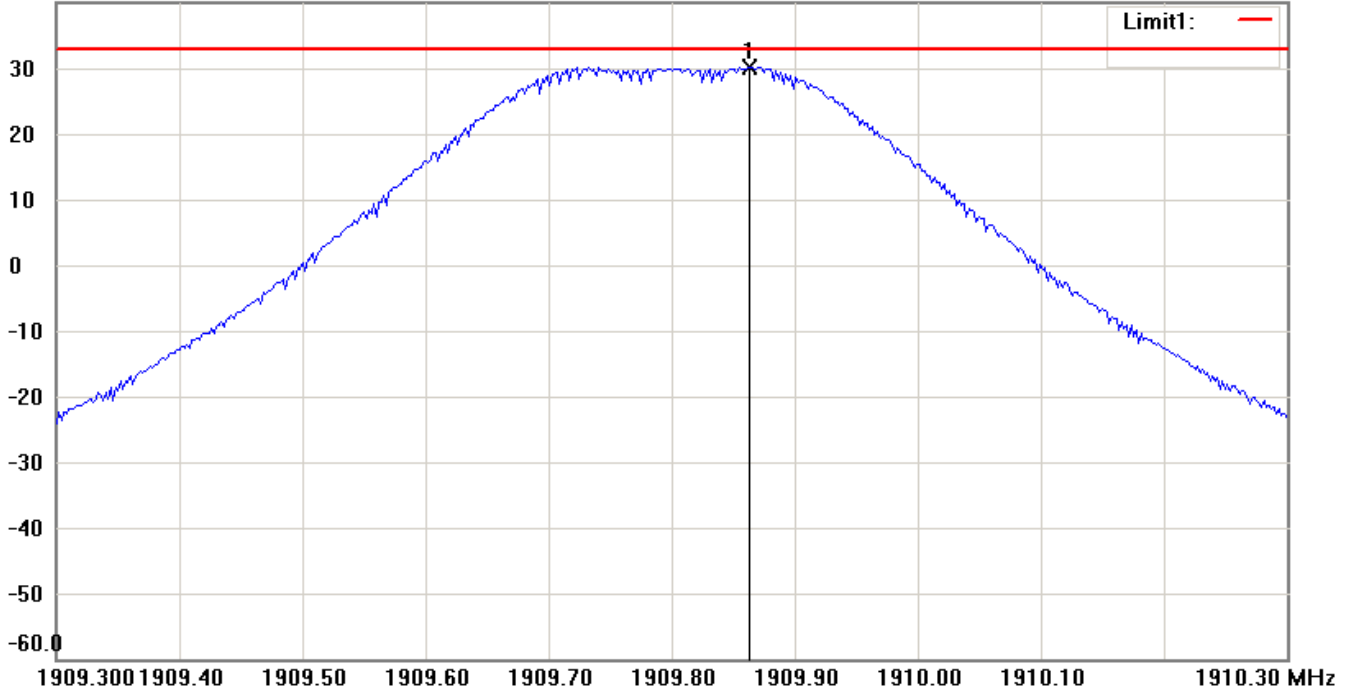
Report Number: W6M21308-13443-P-2224

FCC ID: GX9MX

1900 band_ CH 810_7 V

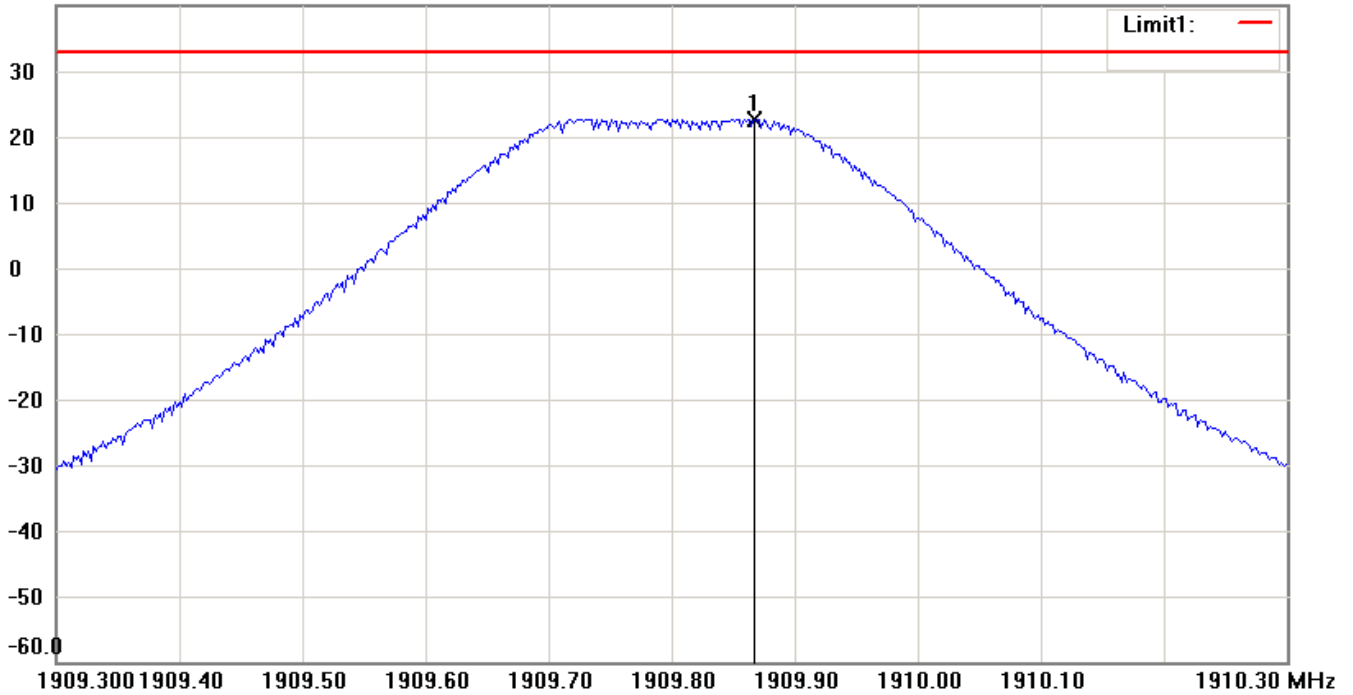
Antenna Polarization H

40.0 dBm



Antenna Polarization V

40.0 dBm



Note:

1. The attached measurement plots are preliminarily pre-scanned with peak detector for determining the final checking frequencies and are for reference only.
2. The some frequencies may exceed the limit line without the specified detectors, but that cannot present the results are failed to the specification of test standard.
3. For corrected test results are listed in the relevant table of radiated test data of this test report.



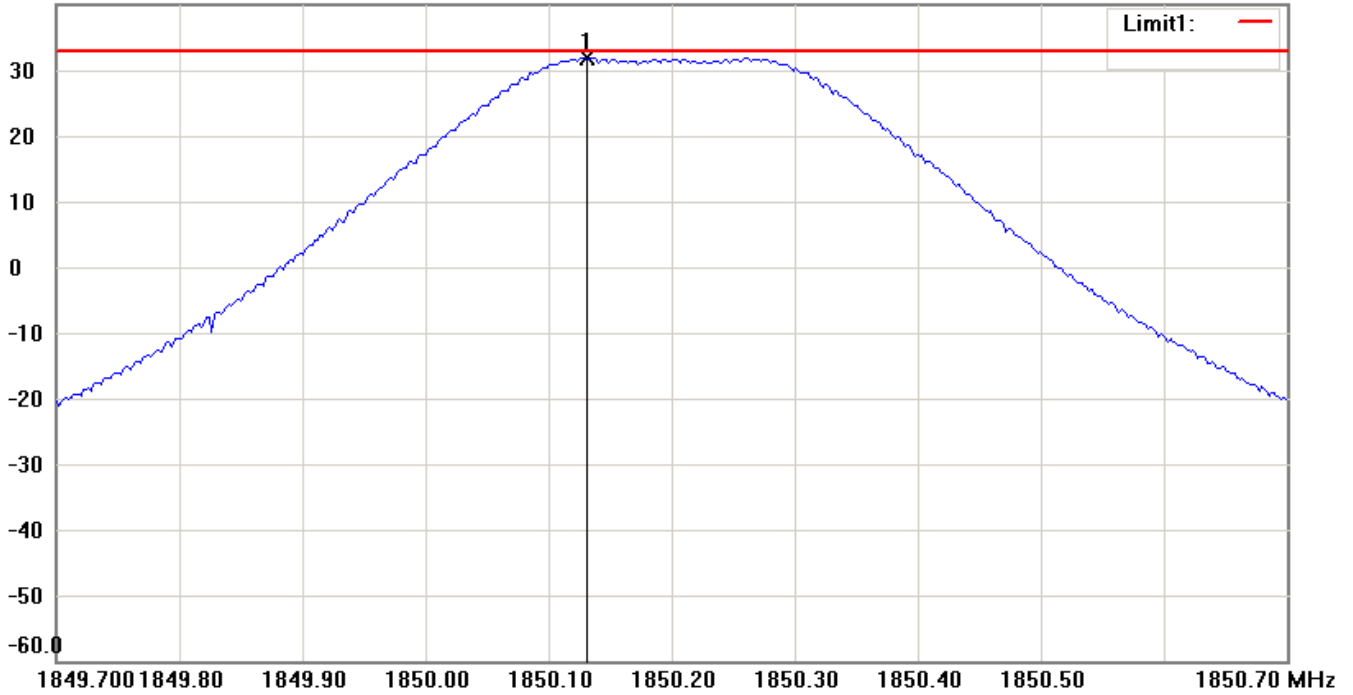
Report Number: W6M21308-13443-P-2224

FCC ID: GX9MX

1900 band_ CH 512_7.92 V

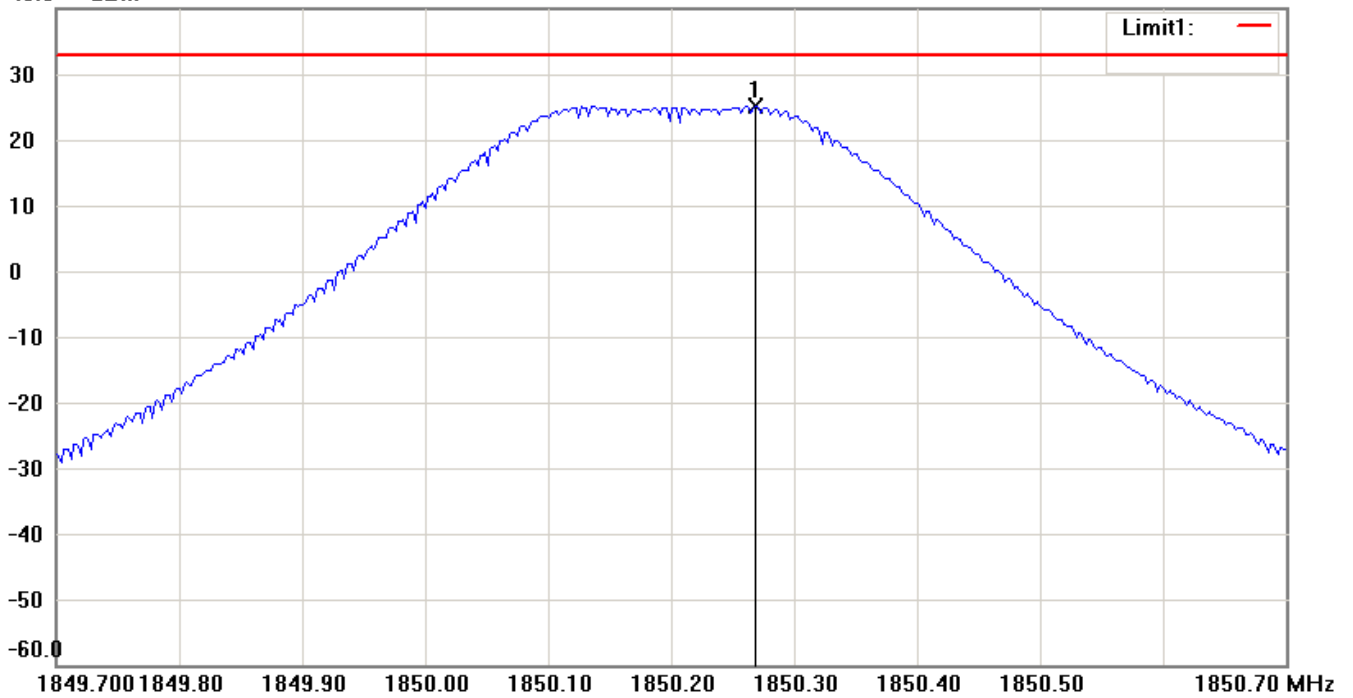
Antenna Polarization H

40.0 dBm



Antenna Polarization V

40.0 dBm



Note:

1. The attached measurement plots are preliminarily pre-scanned with peak detector for determining the final checking frequencies and are for reference only.
2. The some frequencies may exceed the limit line without the specified detectors, but that cannot present the results are failed to the specification of test standard.
3. For corrected test results are listed in the relevant table of radiated test data of this test report.



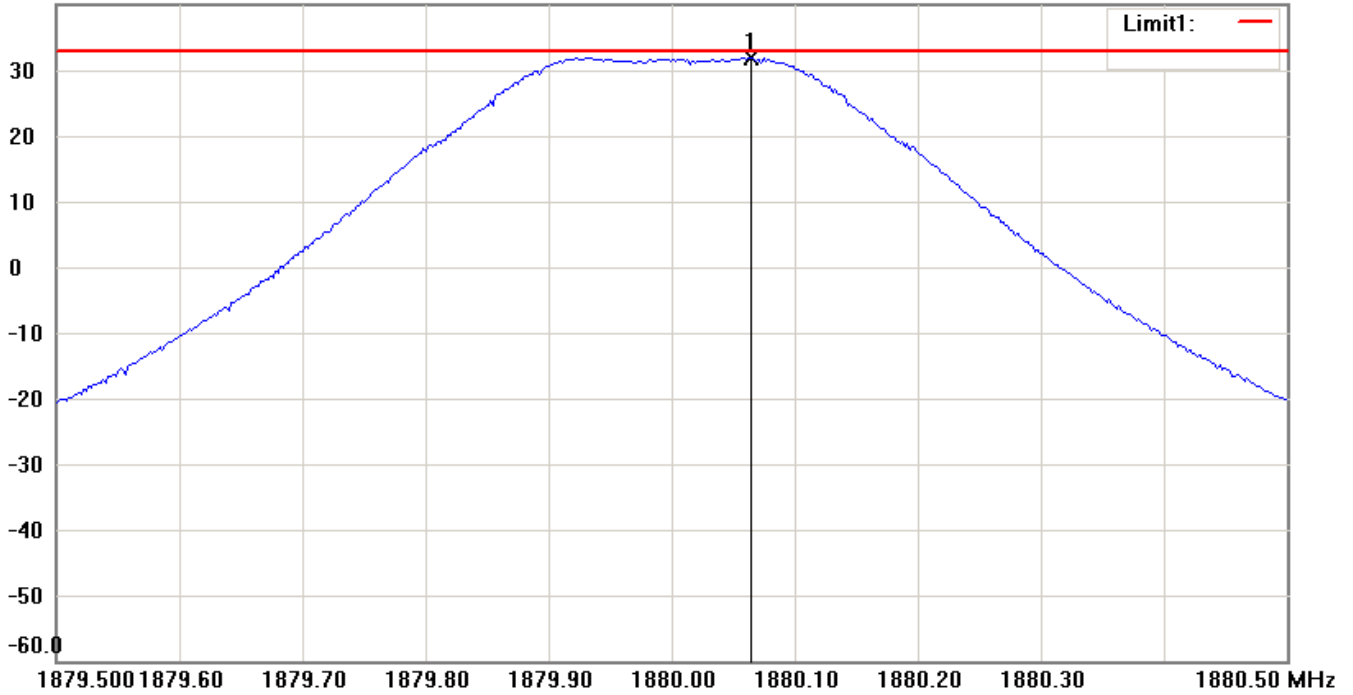
Report Number: W6M21308-13443-P-2224

FCC ID: GX9MX

1900 band_ CH 661_7.92 V

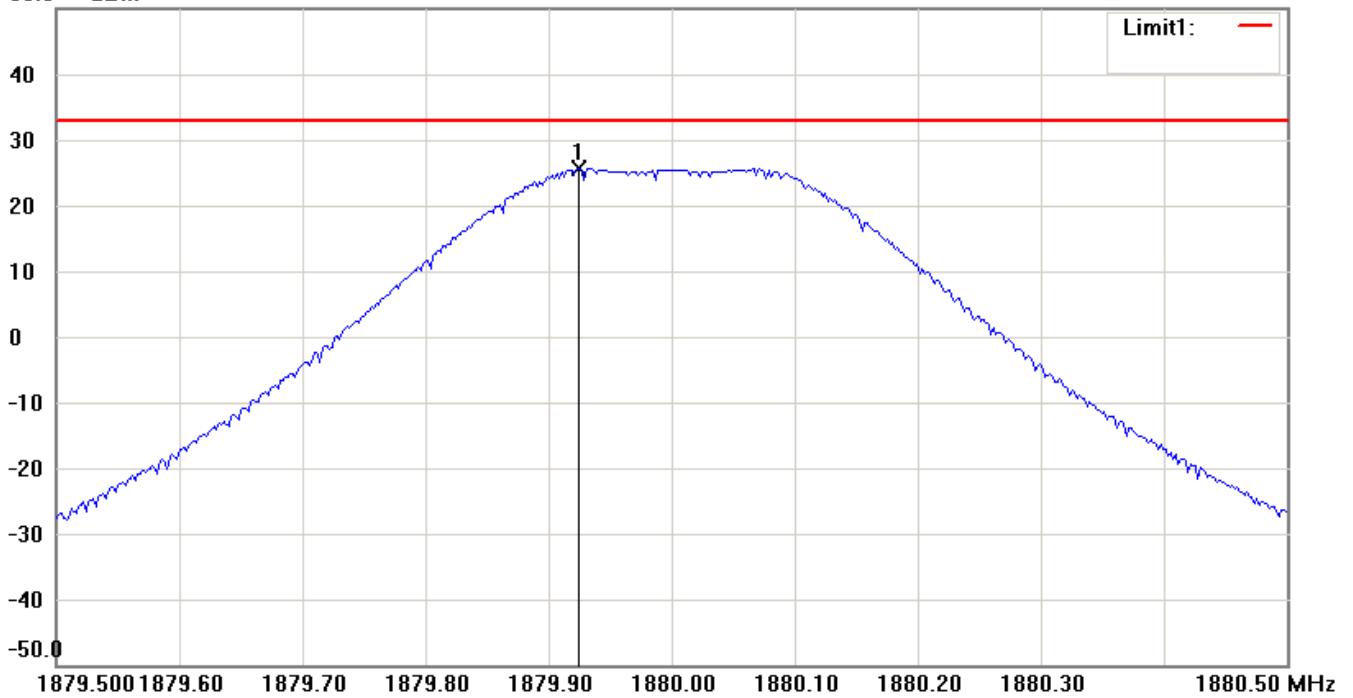
Antenna Polarization H

40.0 dBm



Antenna Polarization V

50.0 dBm



Note:

1. The attached measurement plots are preliminarily pre-scanned with peak detector for determining the final checking frequencies and are for reference only.
2. The some frequencies may exceed the limit line without the specified detectors, but that cannot present the results are failed to the specification of test standard.
3. For corrected test results are listed in the relevant table of radiated test data of this test report.



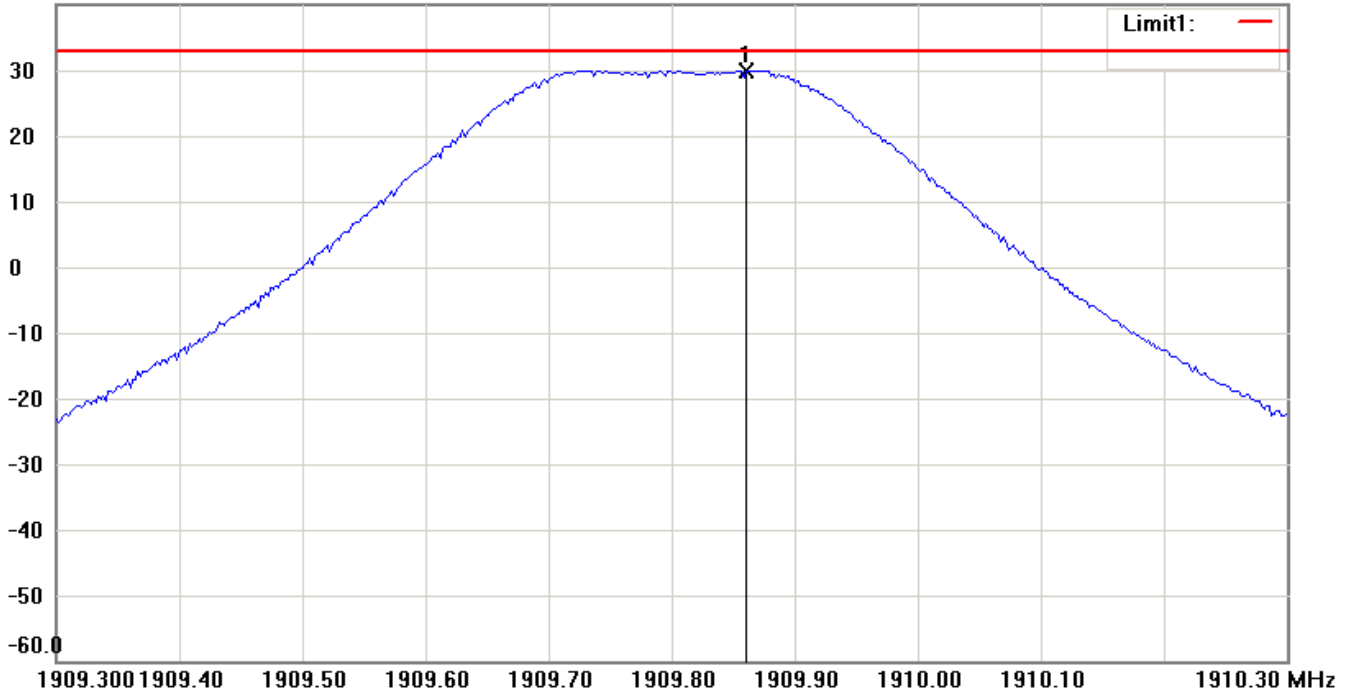
Report Number: W6M21308-13443-P-2224

FCC ID: GX9MX

1900 band_ CH 810_7.92 V

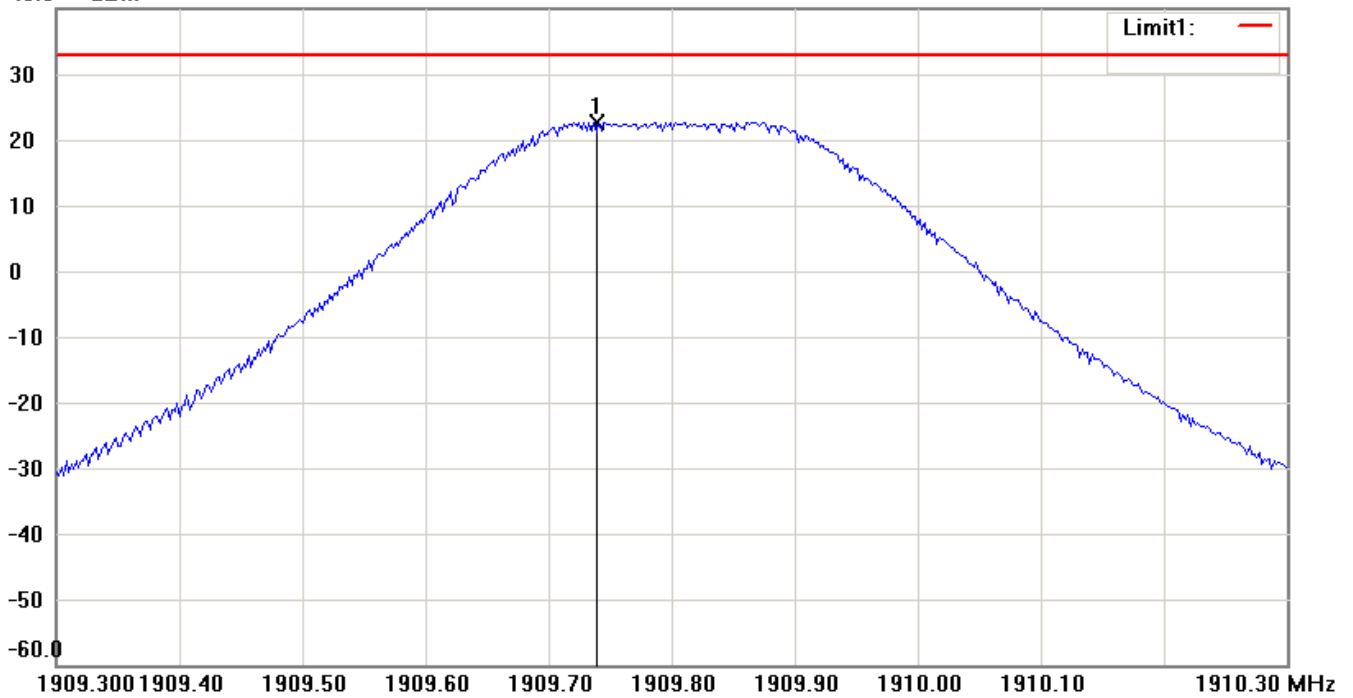
Antenna Polarization H

40.0 dBm




Antenna Polarization V

40.0 dBm



Note:

1. The attached measurement plots are preliminarily pre-scanned with peak detector for determining the final checking frequencies and are for reference only.
2. The some frequencies may exceed the limit line without the specified detectors, but that cannot present the results are failed to the specification of test standard.
3. For corrected test results are listed in the relevant table of radiated test data of this test report.

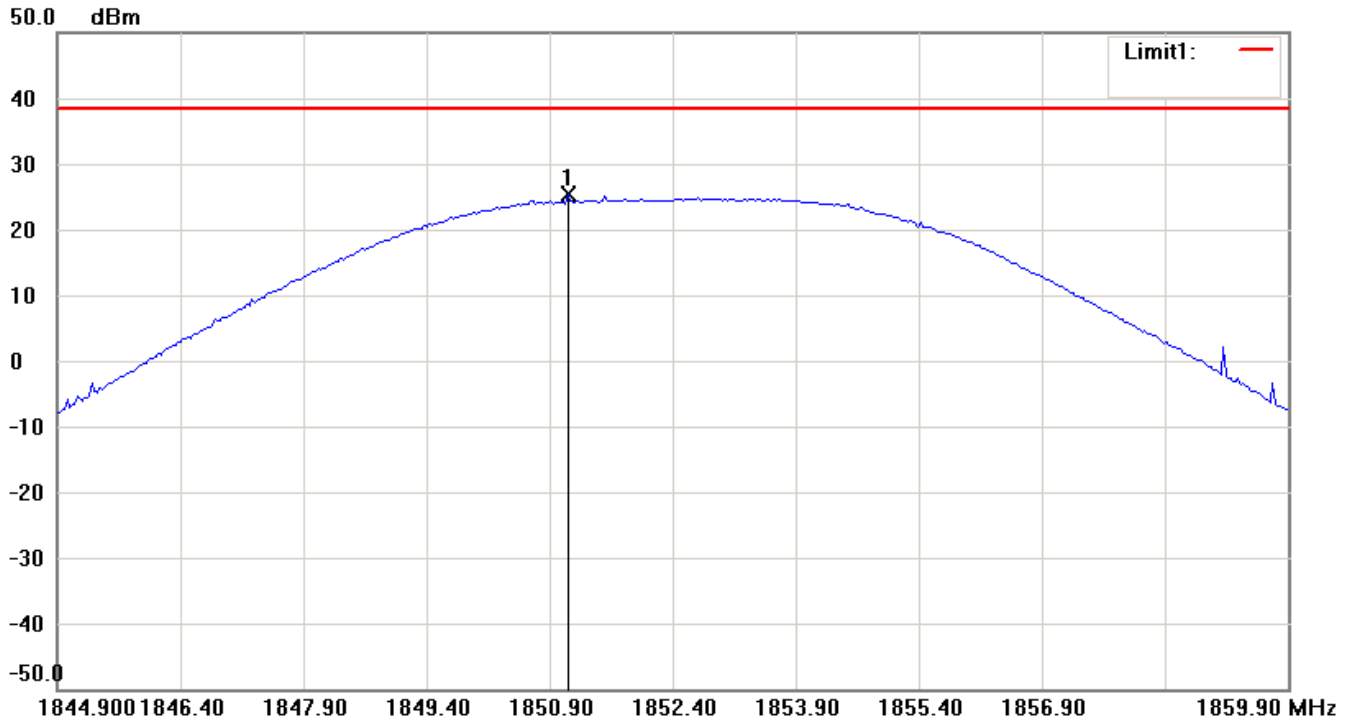


Report Number: W6M21308-13443-P-2224

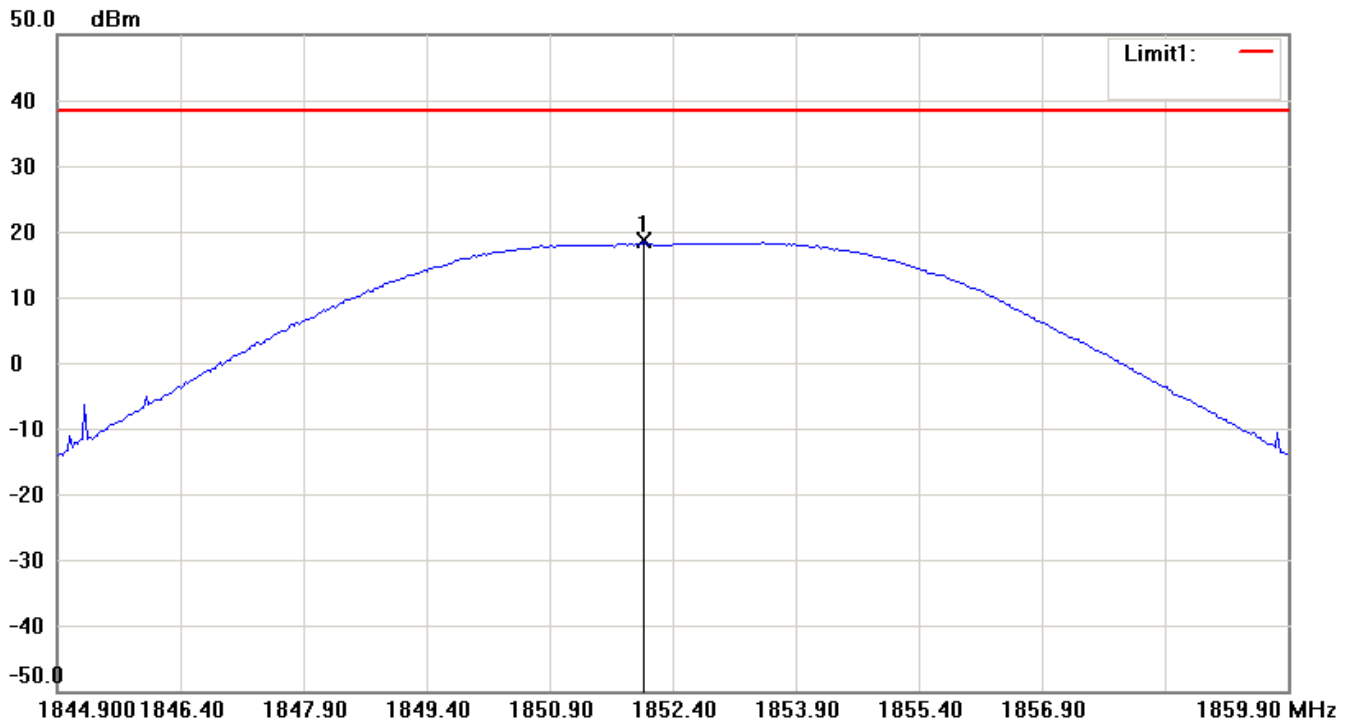
FCC ID: GX9MX

Band II_ CH 9262_7 V

Antenna Polarization H



Antenna Polarization V



Note:

1. The attached measurement plots are preliminarily pre-scanned with peak detector for determining the final checking frequencies and are for reference only.
2. The some frequencies may exceed the limit line without the specified detectors, but that cannot present the results are failed to the specification of test standard.
3. For corrected test results are listed in the relevant table of radiated test data of this test report.



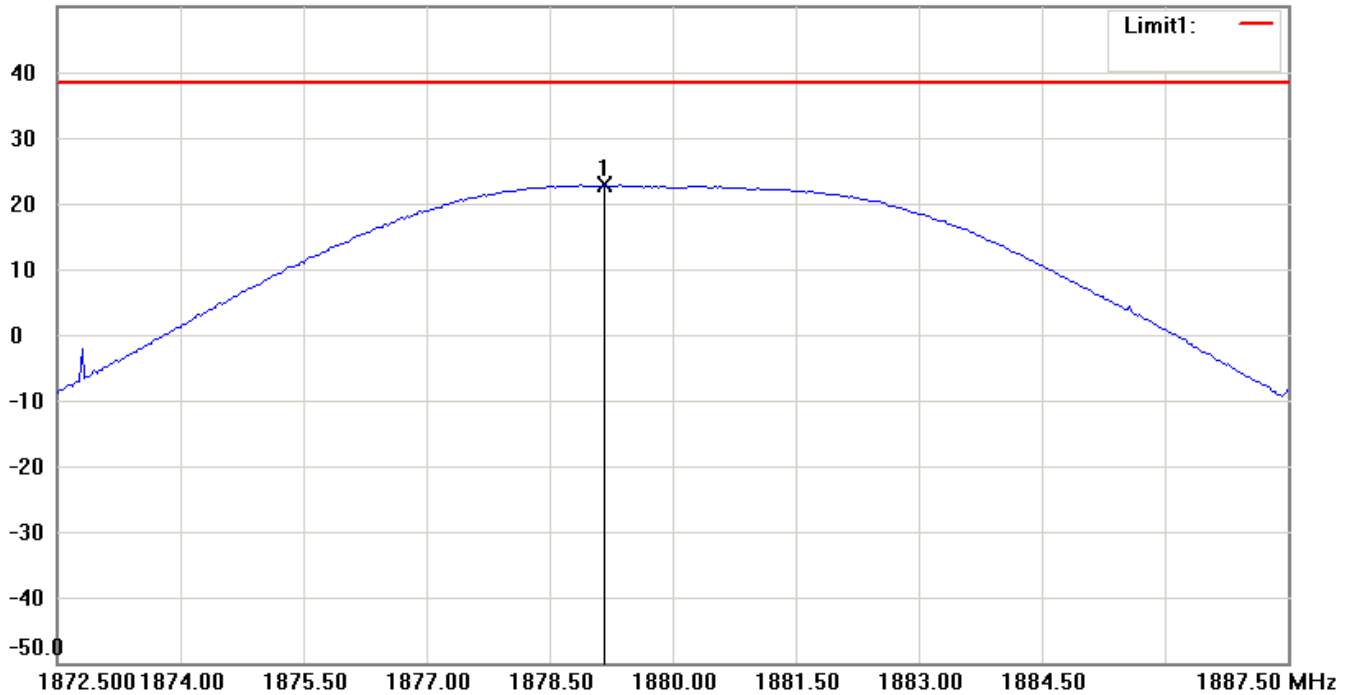
Report Number: W6M21308-13443-P-2224

FCC ID: GX9MX

Band II_ CH 9400_7 V

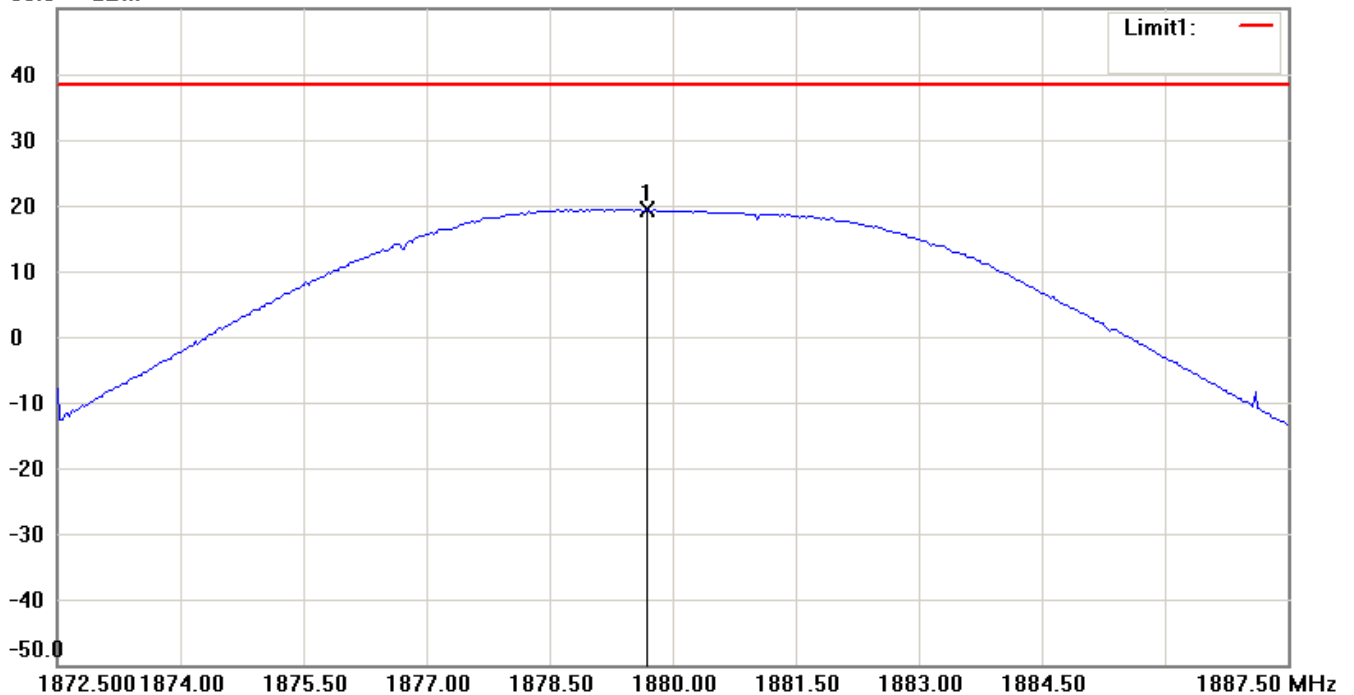
Antenna Polarization H

50.0 dBm



Antenna Polarization V

50.0 dBm



Note:

1. The attached measurement plots are preliminarily pre-scanned with peak detector for determining the final checking frequencies and are for reference only.
2. The some frequencies may exceed the limit line without the specified detectors, but that cannot present the results are failed to the specification of test standard.
3. For corrected test results are listed in the relevant table of radiated test data of this test report.



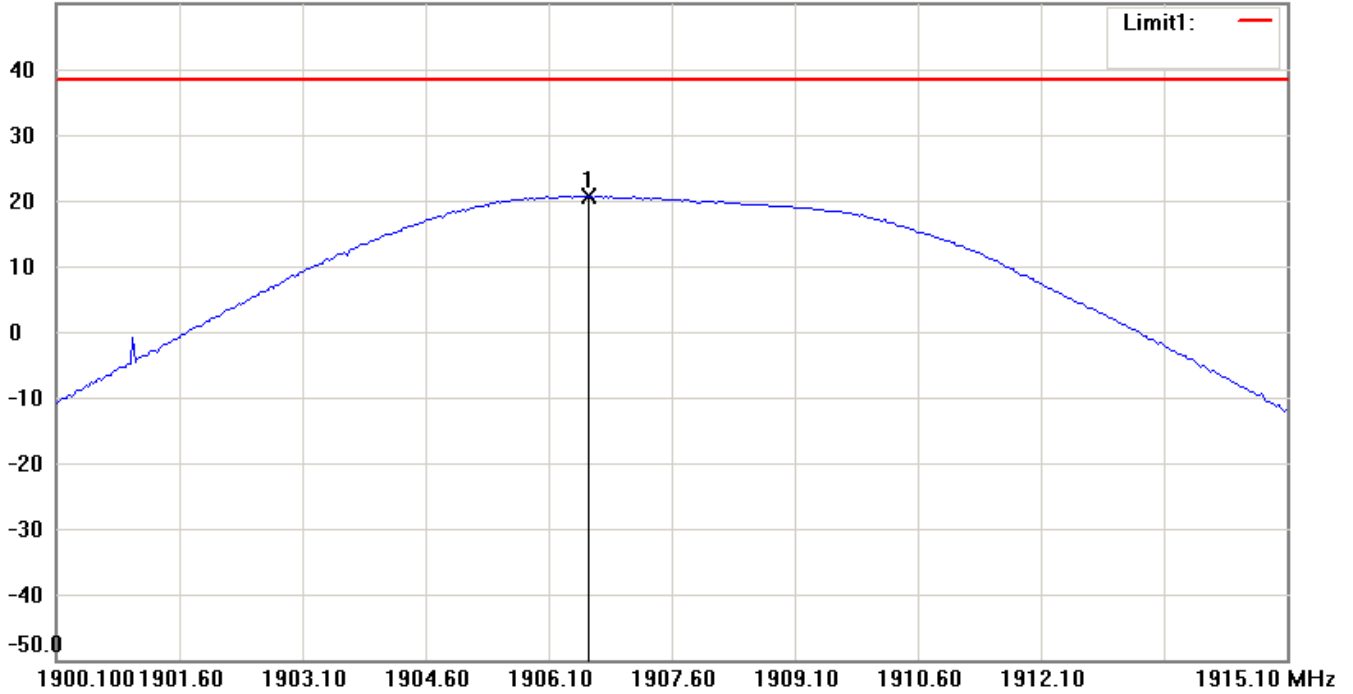
Report Number: W6M21308-13443-P-2224

FCC ID: GX9MX

Band II_ CH 9538_7 V

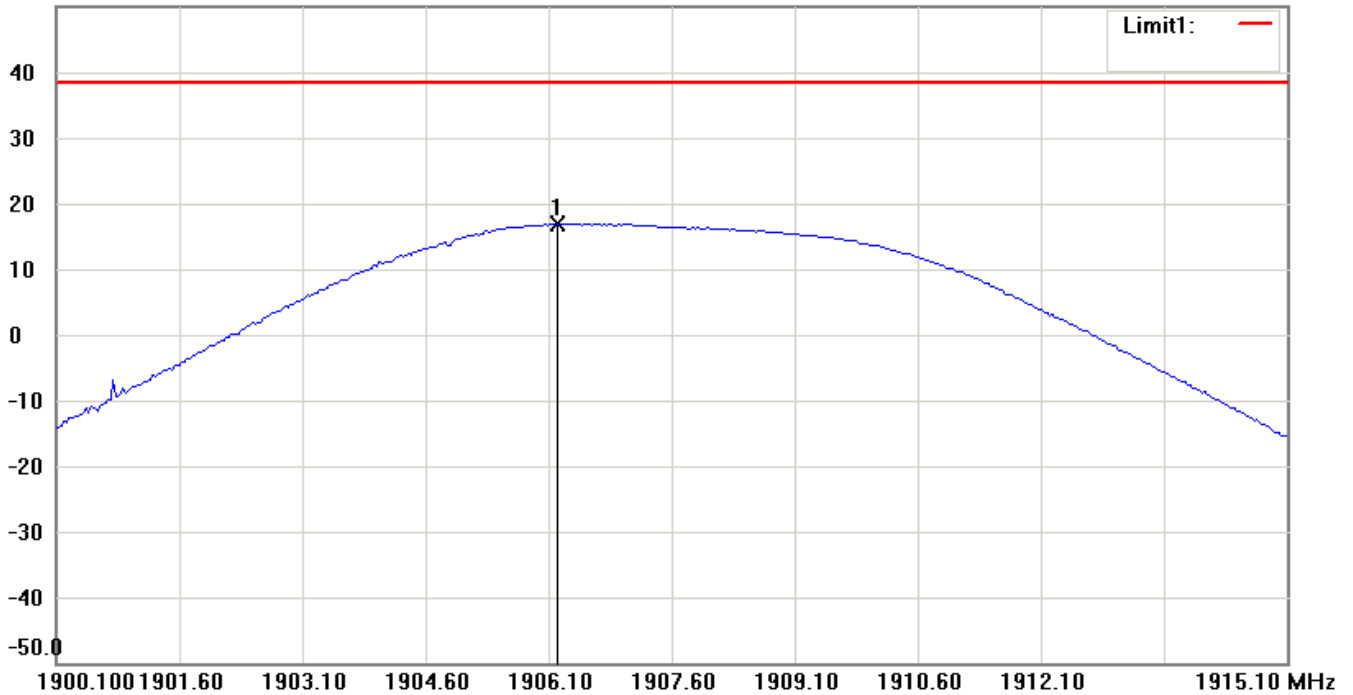
Antenna Polarization H

50.0 dBm




Antenna Polarization V

50.0 dBm



Note:

1. The attached measurement plots are preliminarily pre-scanned with peak detector for determining the final checking frequencies and are for reference only.
2. The some frequencies may exceed the limit line without the specified detectors, but that cannot present the results are failed to the specification of test standard.
3. For corrected test results are listed in the relevant table of radiated test data of this test report.



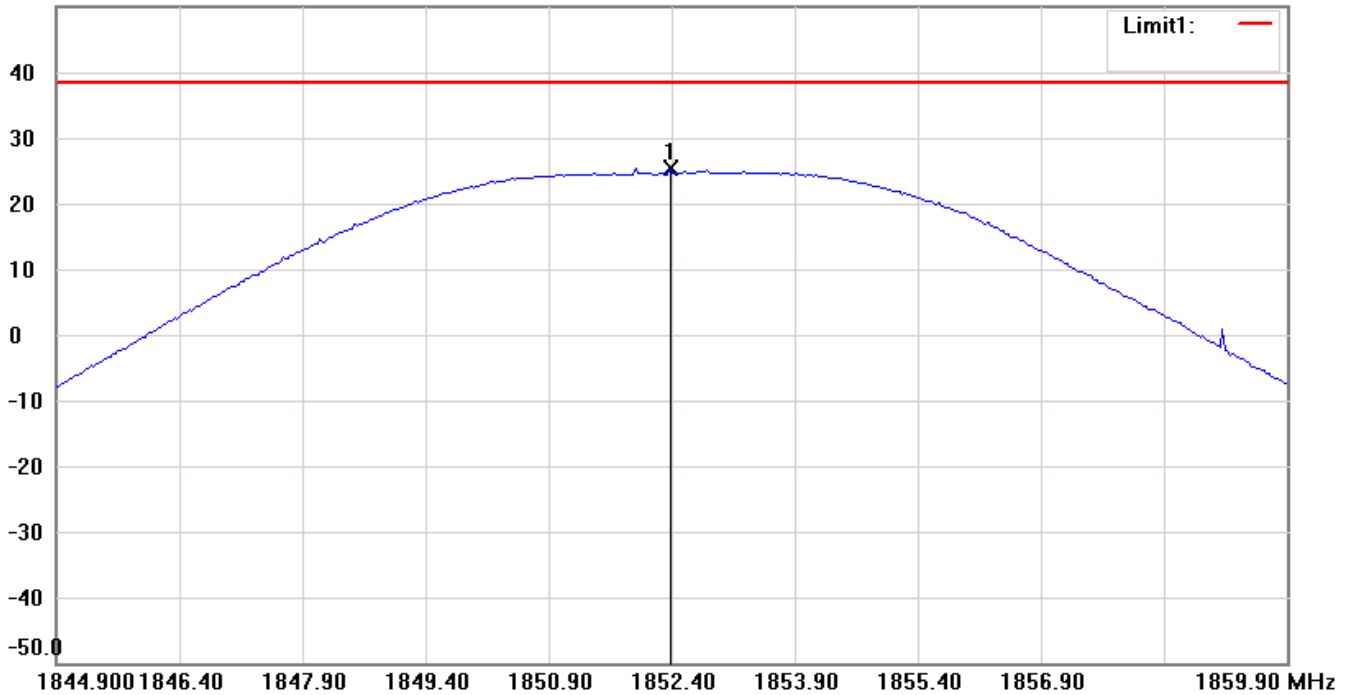
Report Number: W6M21308-13443-P-2224

FCC ID: GX9MX

Band II_ CH 9262_7.92 V

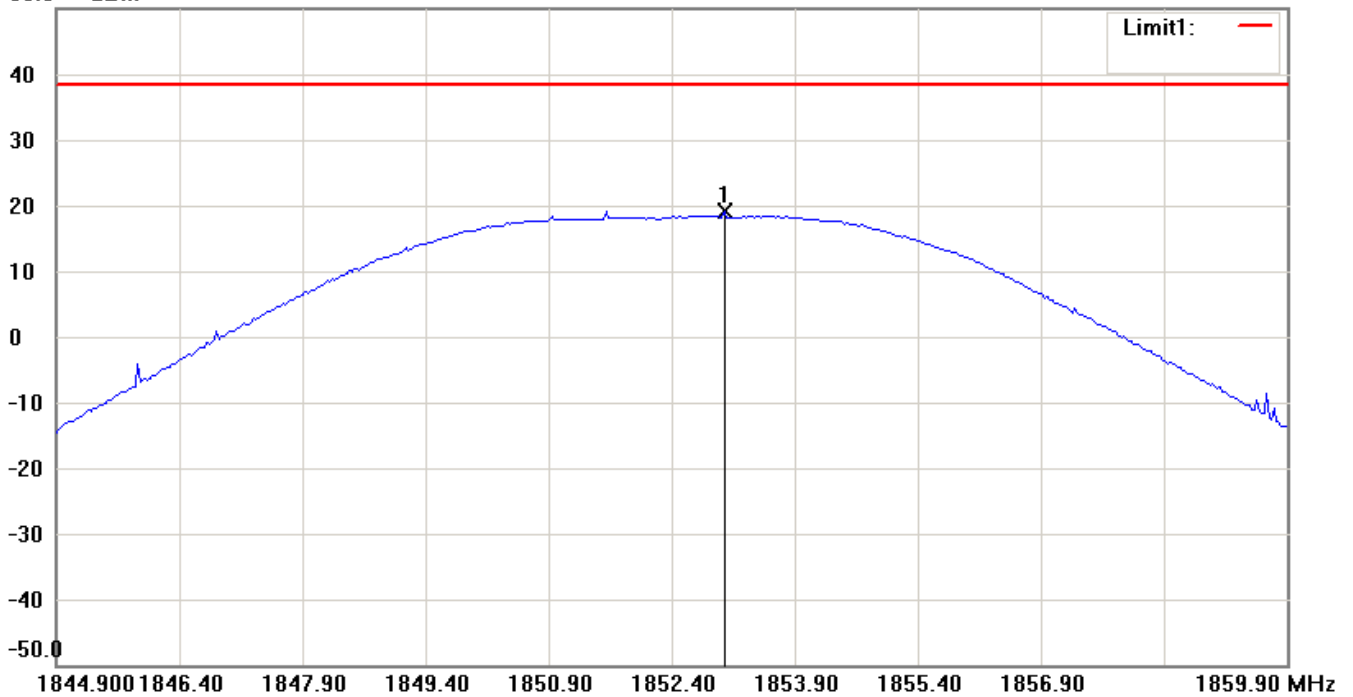
Antenna Polarization H

50.0 dBm




Antenna Polarization V

50.0 dBm



Note:

1. The attached measurement plots are preliminarily pre-scanned with peak detector for determining the final checking frequencies and are for reference only.
2. The some frequencies may exceed the limit line without the specified detectors, but that cannot present the results are failed to the specification of test standard.
3. For corrected test results are listed in the relevant table of radiated test data of this test report.



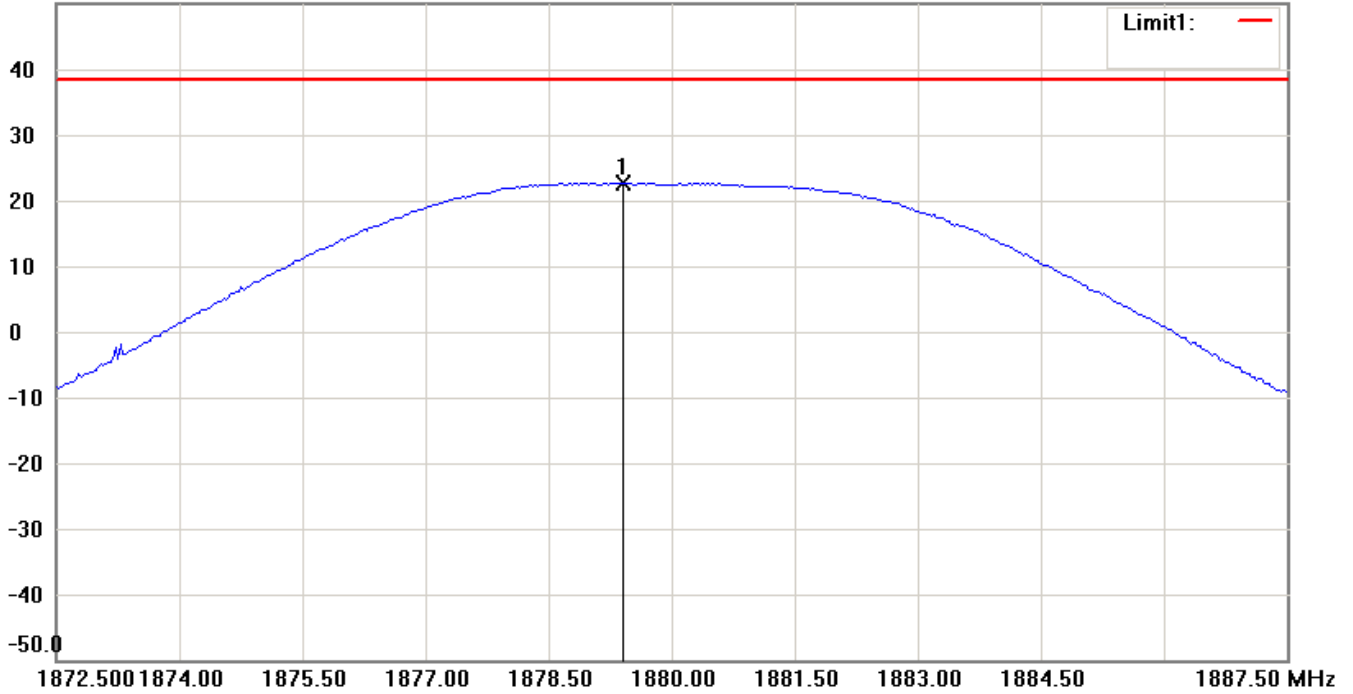
Report Number: W6M21308-13443-P-2224

FCC ID: GX9MX

Band II_ CH 9400_7.92 V

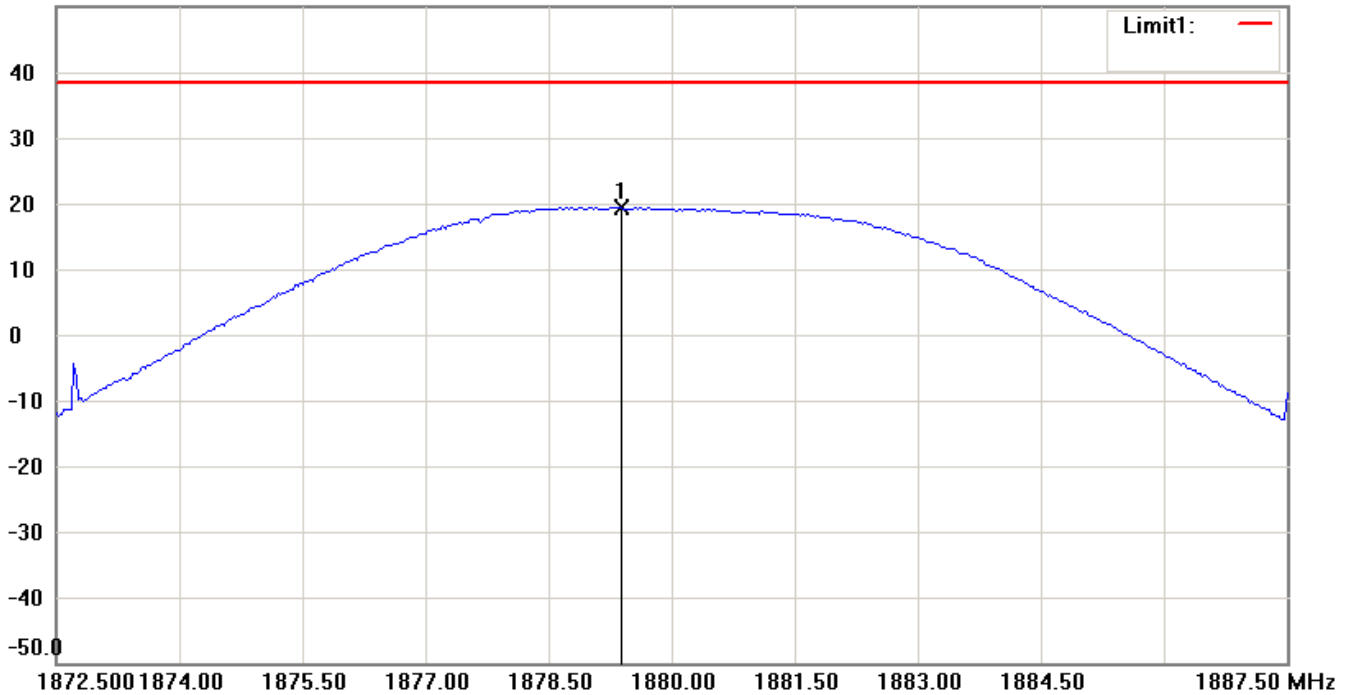
Antenna Polarization H

50.0 dBm



Antenna Polarization V

50.0 dBm



Note:

1. The attached measurement plots are preliminarily pre-scanned with peak detector for determining the final checking frequencies and are for reference only.
2. The some frequencies may exceed the limit line without the specified detectors, but that cannot present the results are failed to the specification of test standard.
3. For corrected test results are listed in the relevant table of radiated test data of this test report.



Worldwide Testing Services(Taiwan) Co., Ltd.

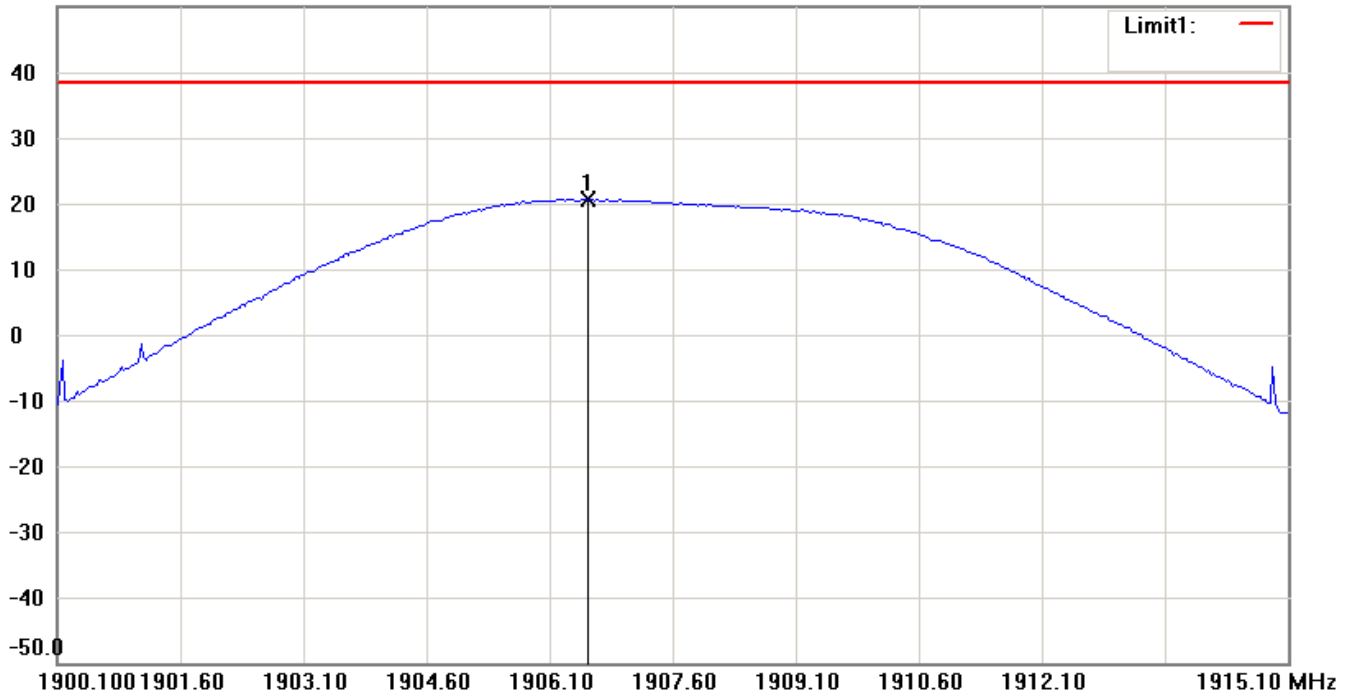
Report Number: W6M21308-13443-P-2224

FCC ID: GX9MX

Band II_ CH 9538_7.92 V

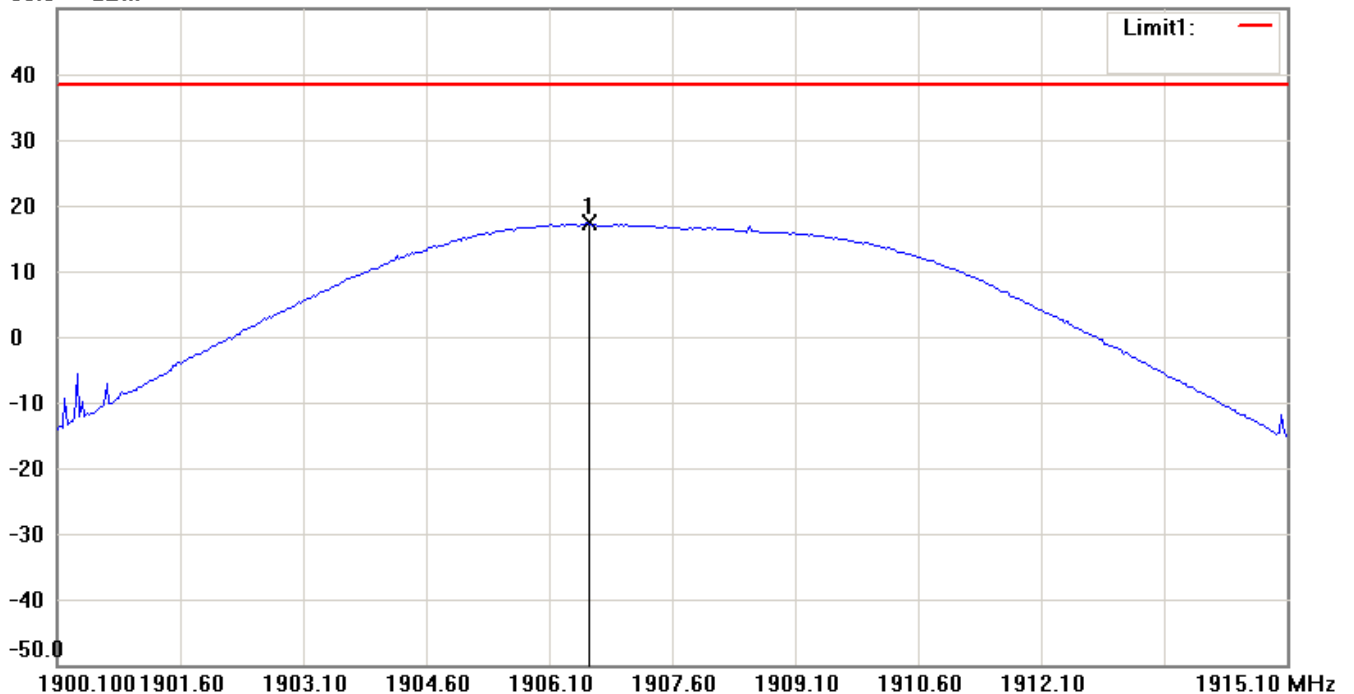
Antenna Polarization H

50.0 dBm



Antenna Polarization V

50.0 dBm



Note:

1. The attached measurement plots are preliminarily pre-scanned with peak detector for determining the final checking frequencies and are for reference only.
2. The some frequencies may exceed the limit line without the specified detectors, but that cannot present the results are failed to the specification of test standard.
3. For corrected test results are listed in the relevant table of radiated test data of this test report.

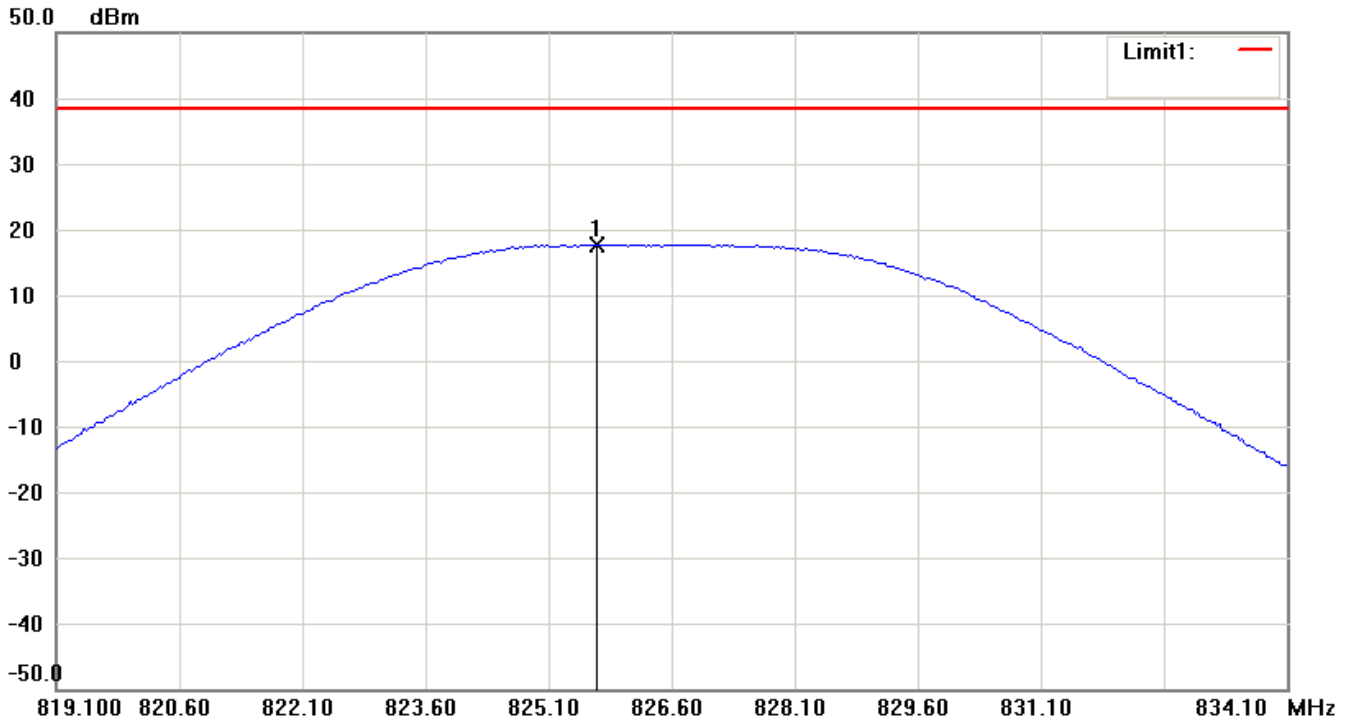


Report Number: W6M21308-13443-P-2224

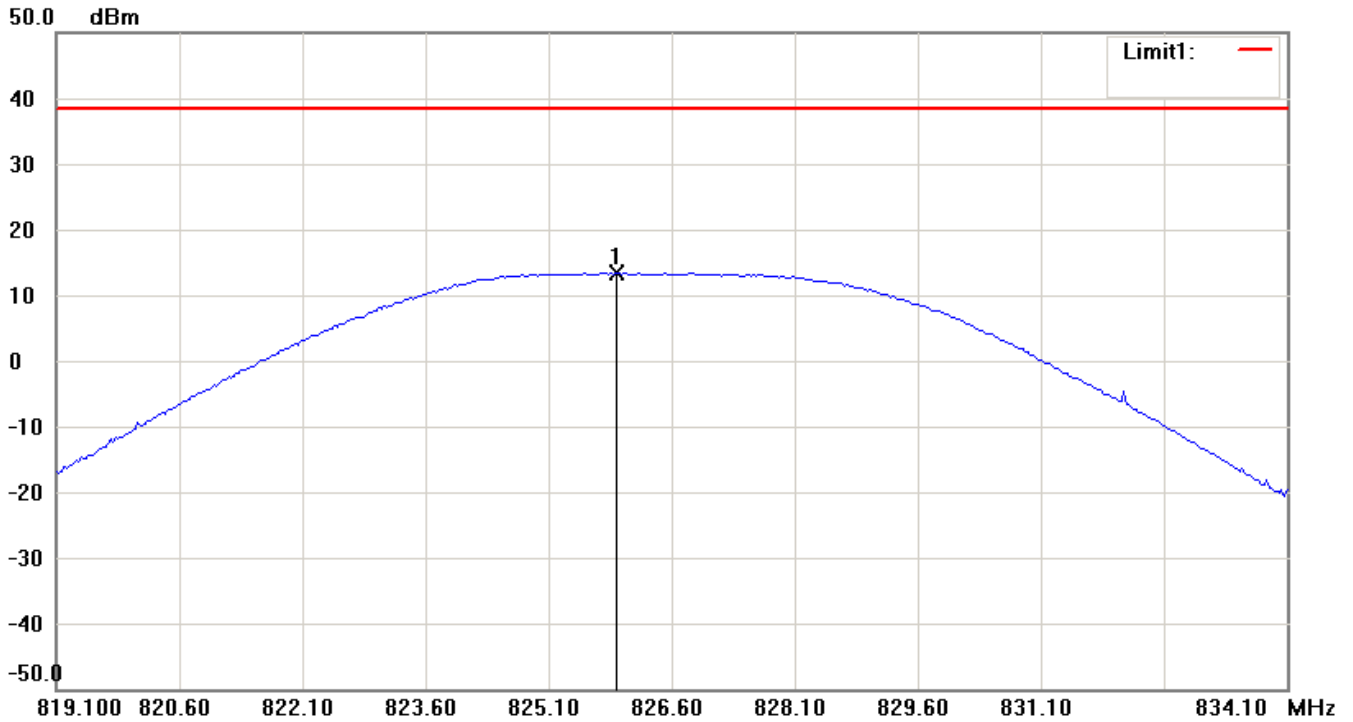
FCC ID: GX9MX

Band V_ CH 4132_7 V

Antenna Polarization H



Antenna Polarization V



Note:

1. The attached measurement plots are preliminarily pre-scanned with peak detector for determining the final checking frequencies and are for reference only.
2. The some frequencies may exceed the limit line without the specified detectors, but that cannot present the results are failed to the specification of test standard.
3. For corrected test results are listed in the relevant table of radiated test data of this test report.



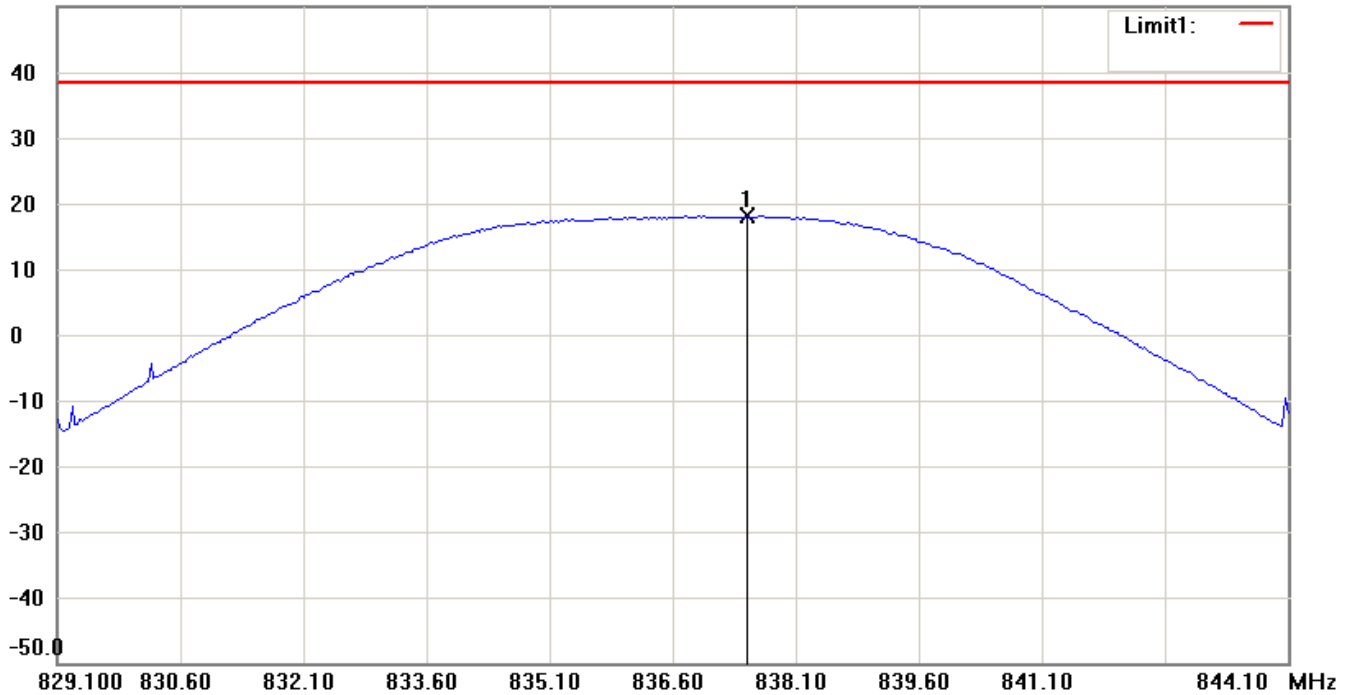
Report Number: W6M21308-13443-P-2224

FCC ID: GX9MX

Band V_ CH 4183_7 V

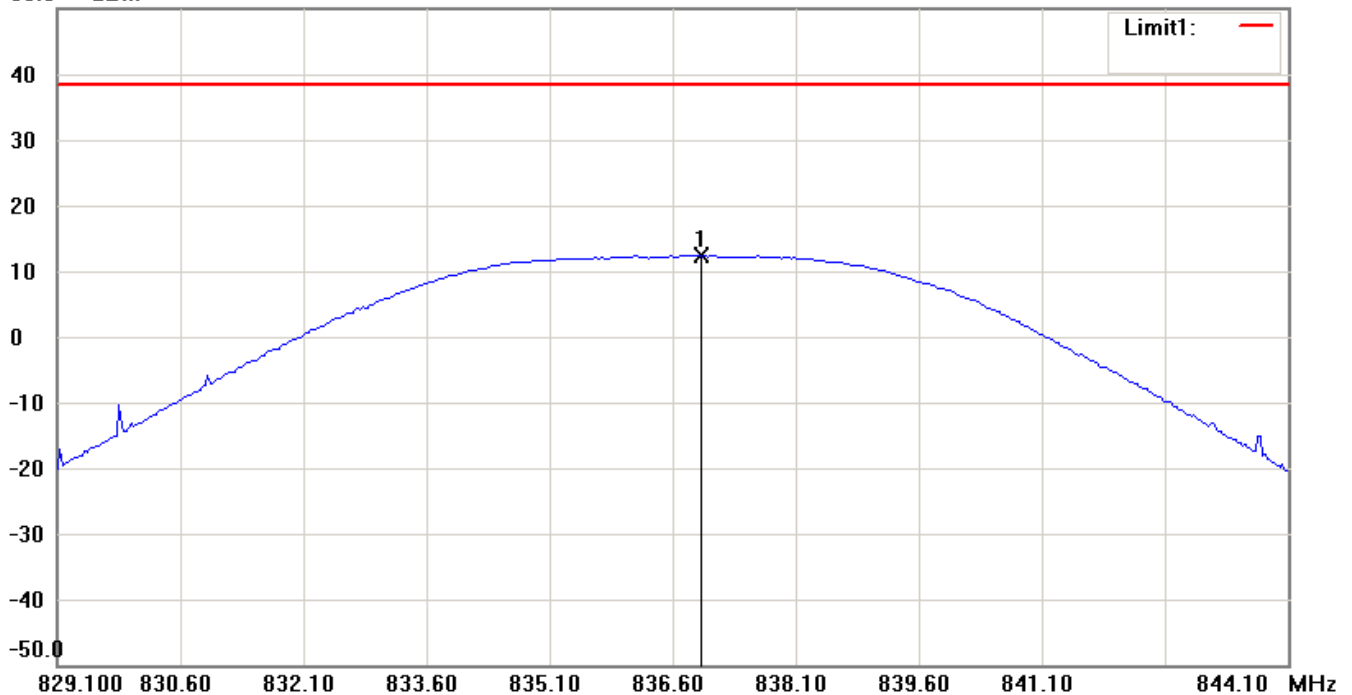
Antenna Polarization H

50.0 dBm



Antenna Polarization V

50.0 dBm



Note:

1. The attached measurement plots are preliminarily pre-scanned with peak detector for determining the final checking frequencies and are for reference only.
2. The some frequencies may exceed the limit line without the specified detectors, but that cannot present the results are failed to the specification of test standard.
3. For corrected test results are listed in the relevant table of radiated test data of this test report.



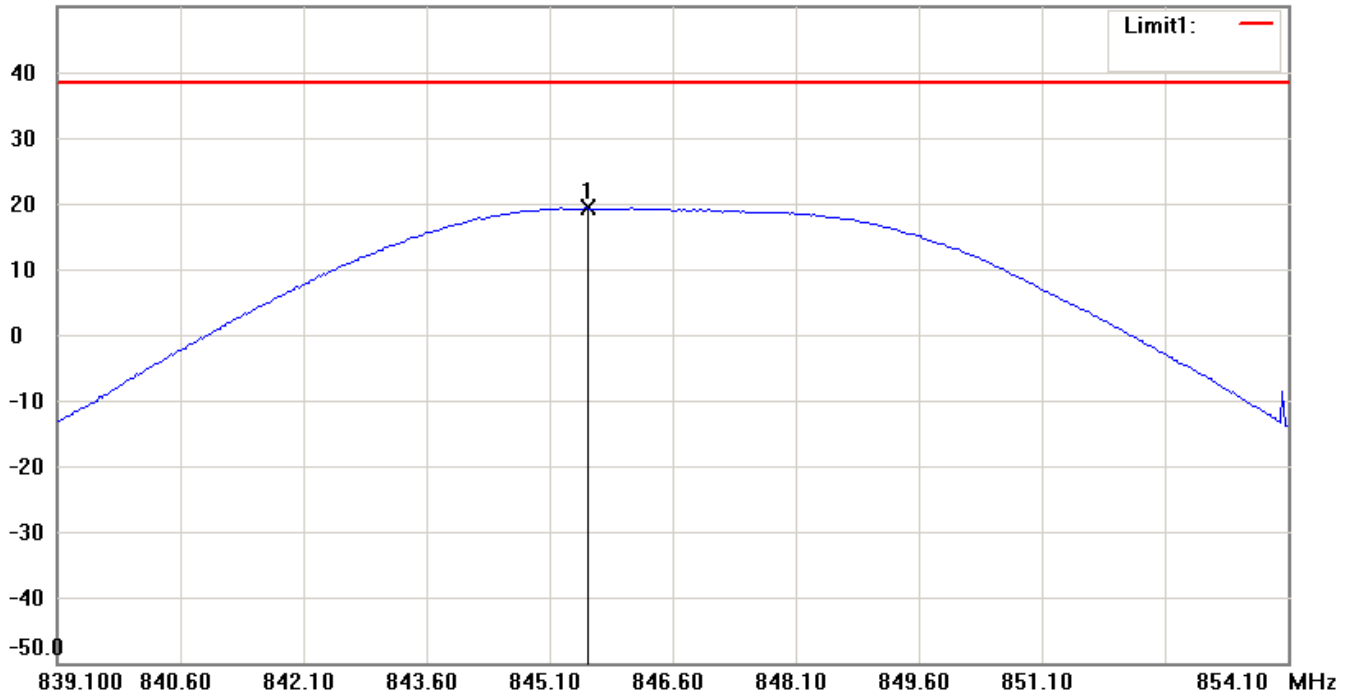
Report Number: W6M21308-13443-P-2224

FCC ID: GX9MX

Band V_ CH 4233_7 V

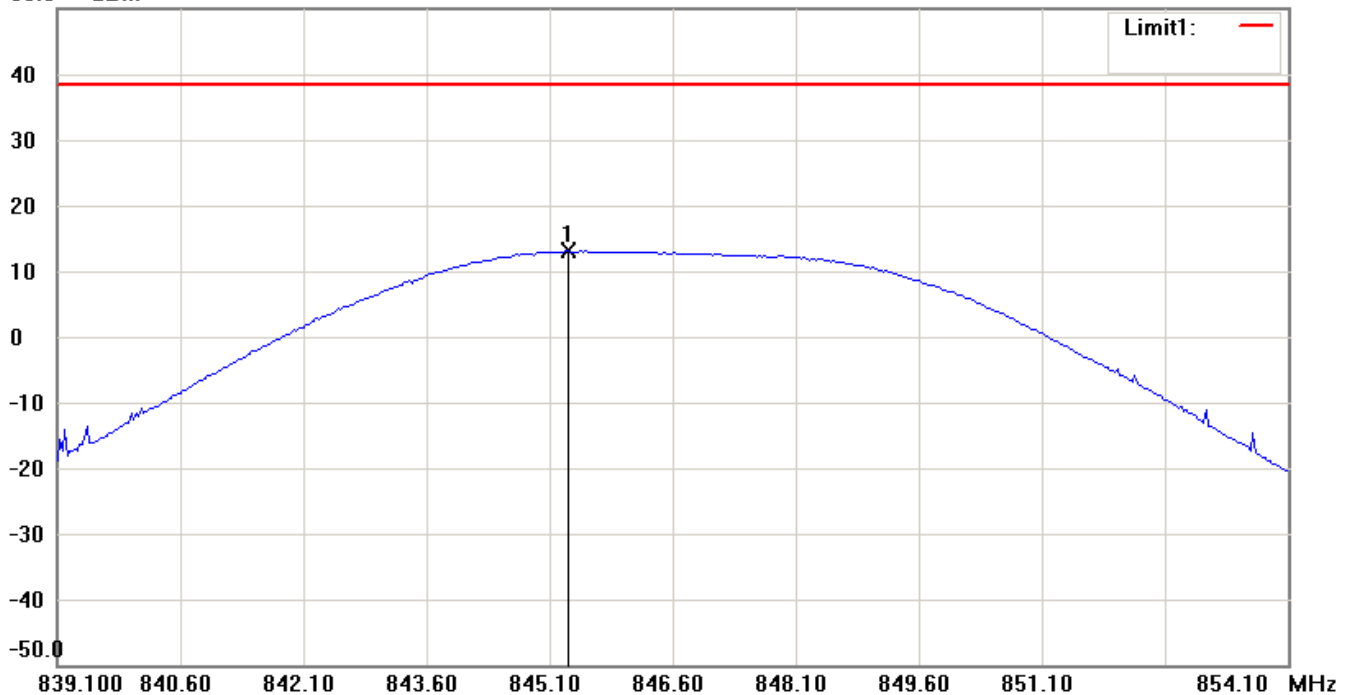
Antenna Polarization H

50.0 dBm



Antenna Polarization V

50.0 dBm



Note:

1. The attached measurement plots are preliminarily pre-scanned with peak detector for determining the final checking frequencies and are for reference only.
2. The some frequencies may exceed the limit line without the specified detectors, but that cannot present the results are failed to the specification of test standard.
3. For corrected test results are listed in the relevant table of radiated test data of this test report.

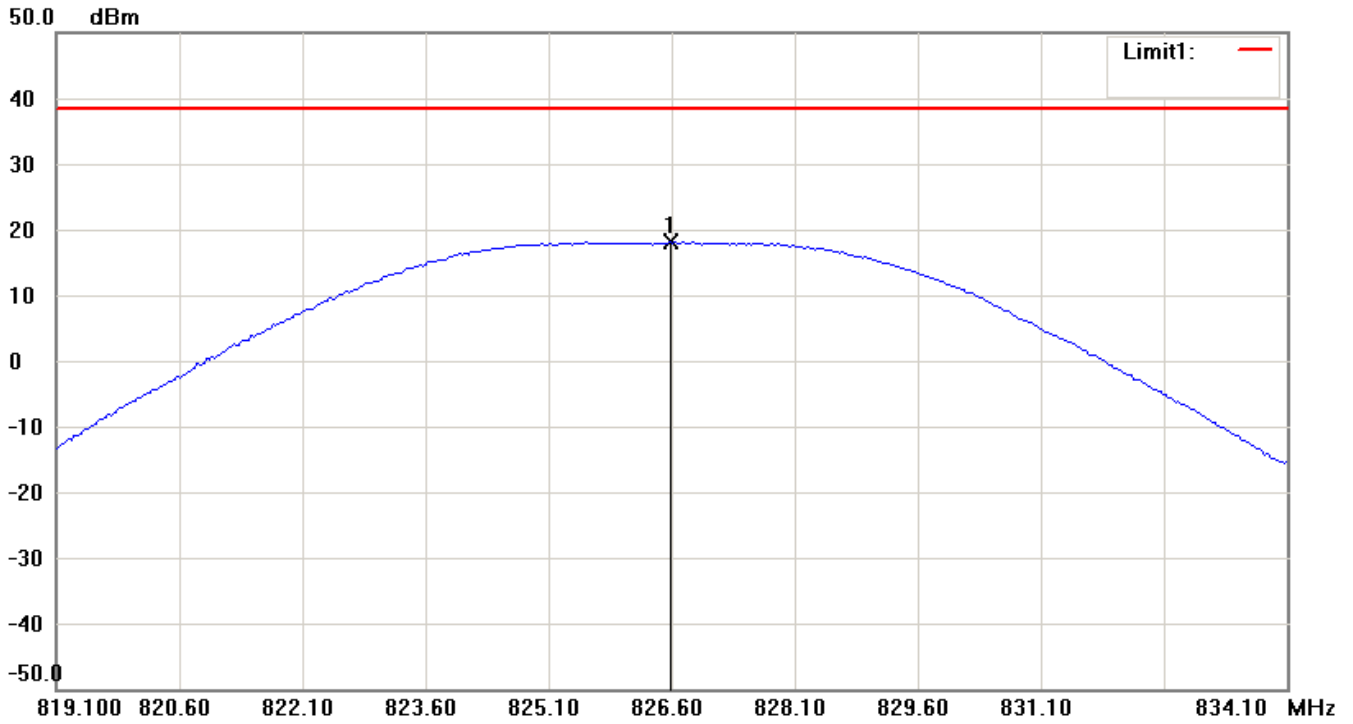


Report Number: W6M21308-13443-P-2224

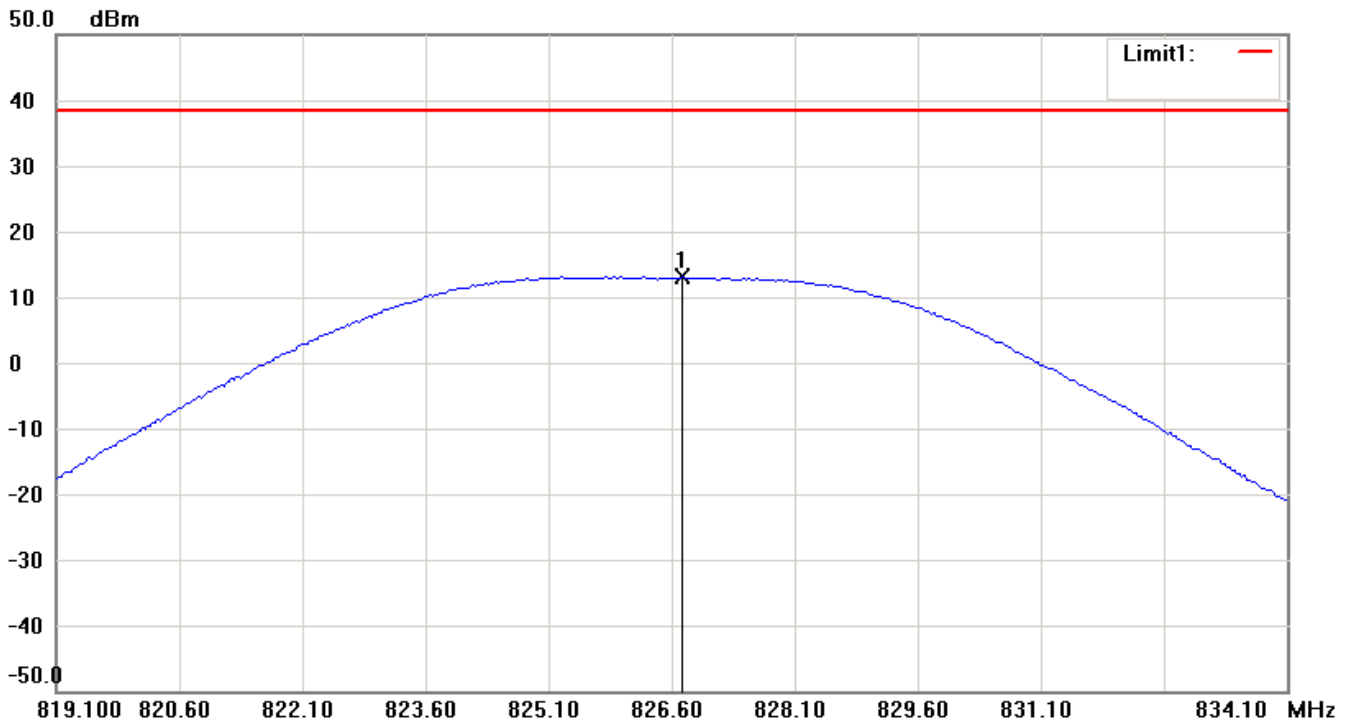
FCC ID: GX9MX

Band V_ CH 4132_7.92 V

Antenna Polarization H




Antenna Polarization V



Note:

1. The attached measurement plots are preliminarily pre-scanned with peak detector for determining the final checking frequencies and are for reference only.
2. The some frequencies may exceed the limit line without the specified detectors, but that cannot present the results are failed to the specification of test standard.
3. For corrected test results are listed in the relevant table of radiated test data of this test report.



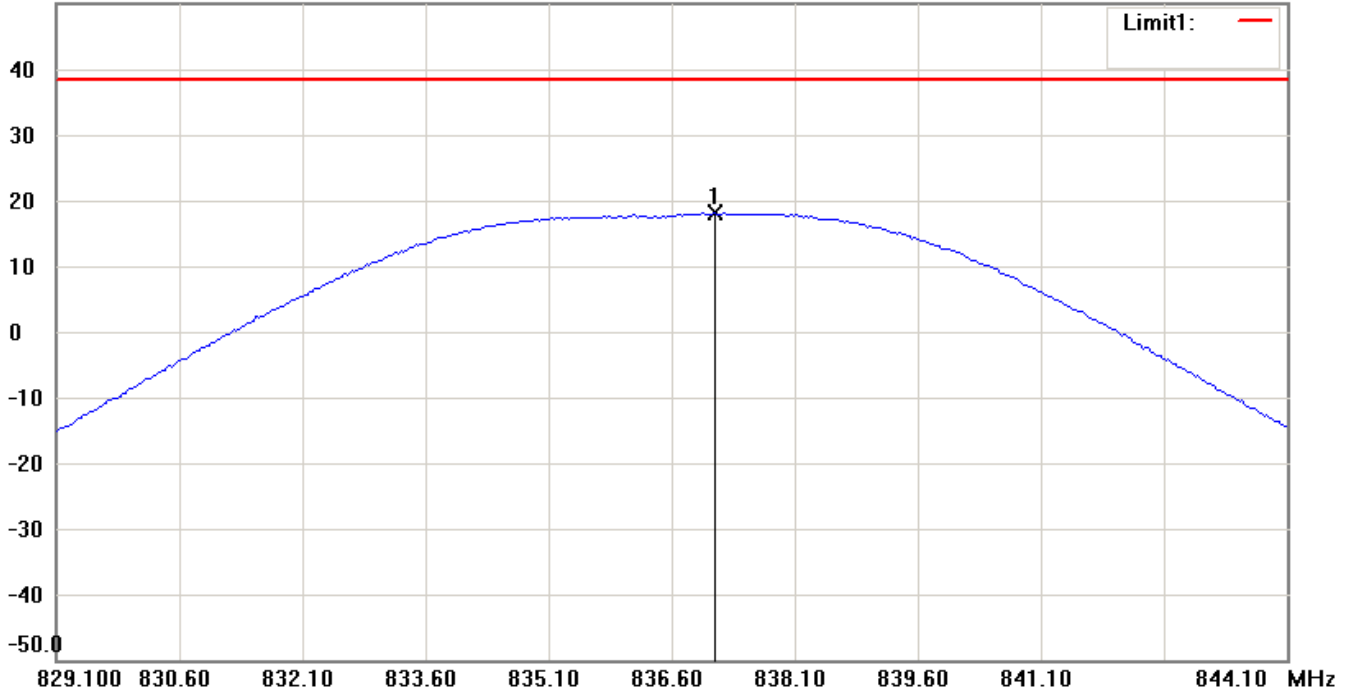
Report Number: W6M21308-13443-P-2224

FCC ID: GX9MX

Band V_ CH 4183_7.92 V

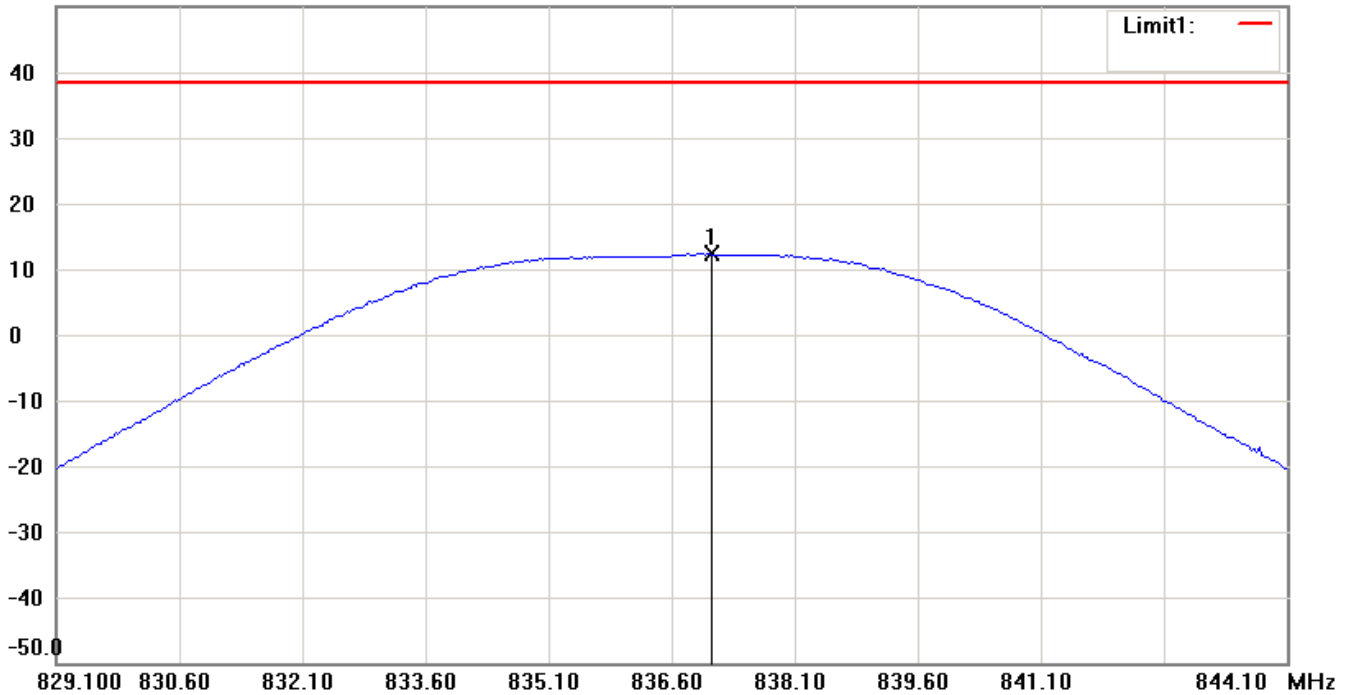
Antenna Polarization H

50.0 dBm



Antenna Polarization V

50.0 dBm



Note:

1. The attached measurement plots are preliminarily pre-scanned with peak detector for determining the final checking frequencies and are for reference only.
2. The some frequencies may exceed the limit line without the specified detectors, but that cannot present the results are failed to the specification of test standard.
3. For corrected test results are listed in the relevant table of radiated test data of this test report.



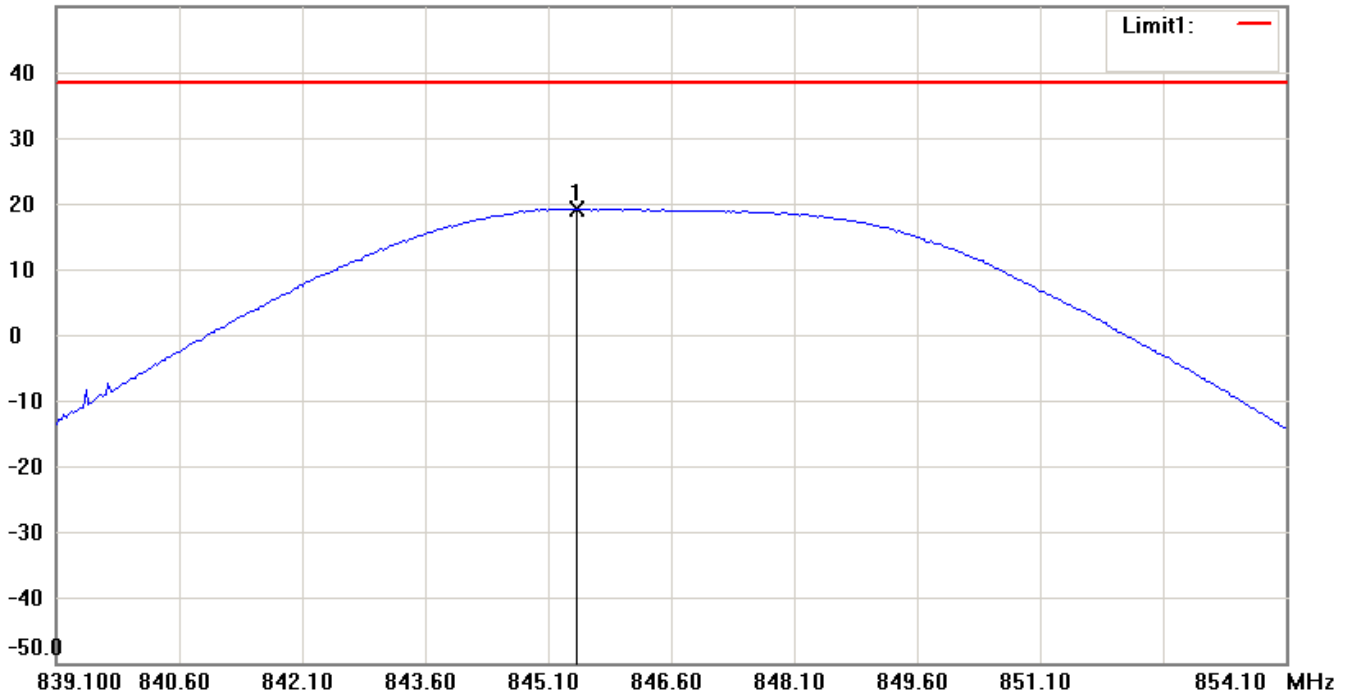
Report Number: W6M21308-13443-P-2224

FCC ID: GX9MX

Band V_ CH 4233_7.92 V

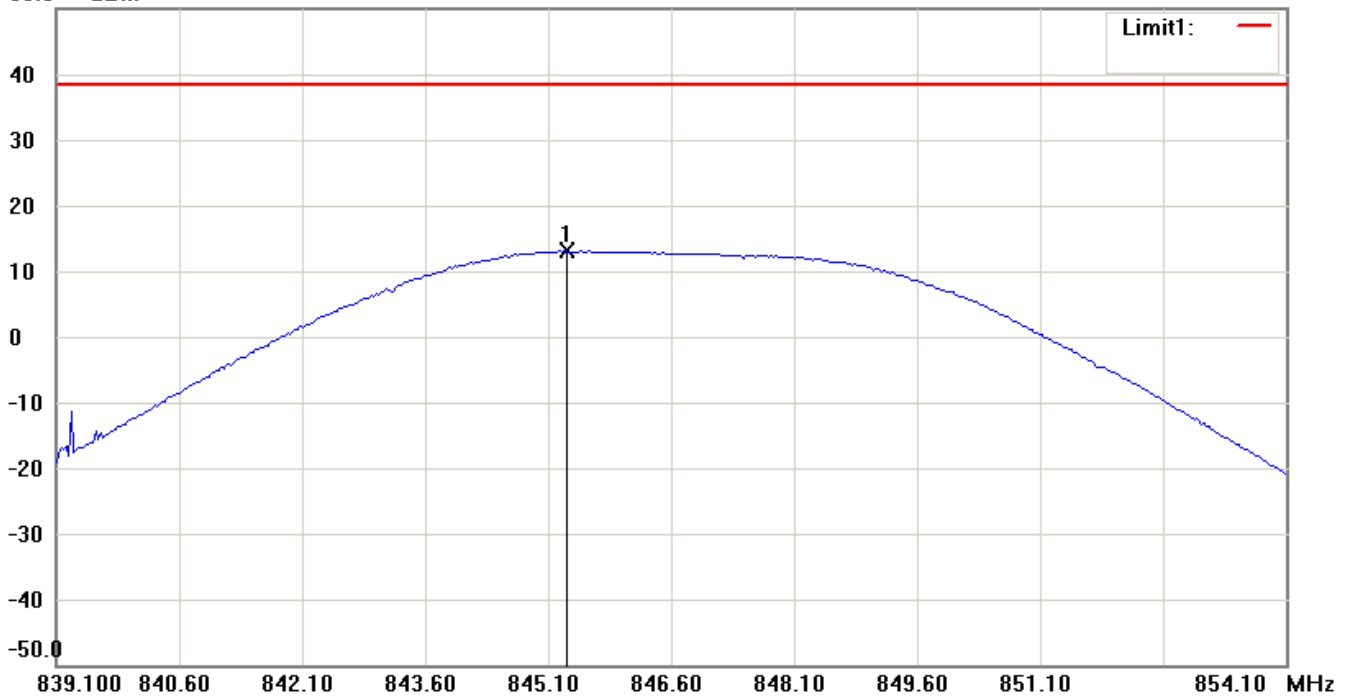
Antenna Polarization H

50.0 dBm



Antenna Polarization V

50.0 dBm



Note:

1. The attached measurement plots are preliminarily pre-scanned with peak detector for determining the final checking frequencies and are for reference only.
2. The some frequencies may exceed the limit line without the specified detectors, but that cannot present the results are failed to the specification of test standard.
3. For corrected test results are listed in the relevant table of radiated test data of this test report.



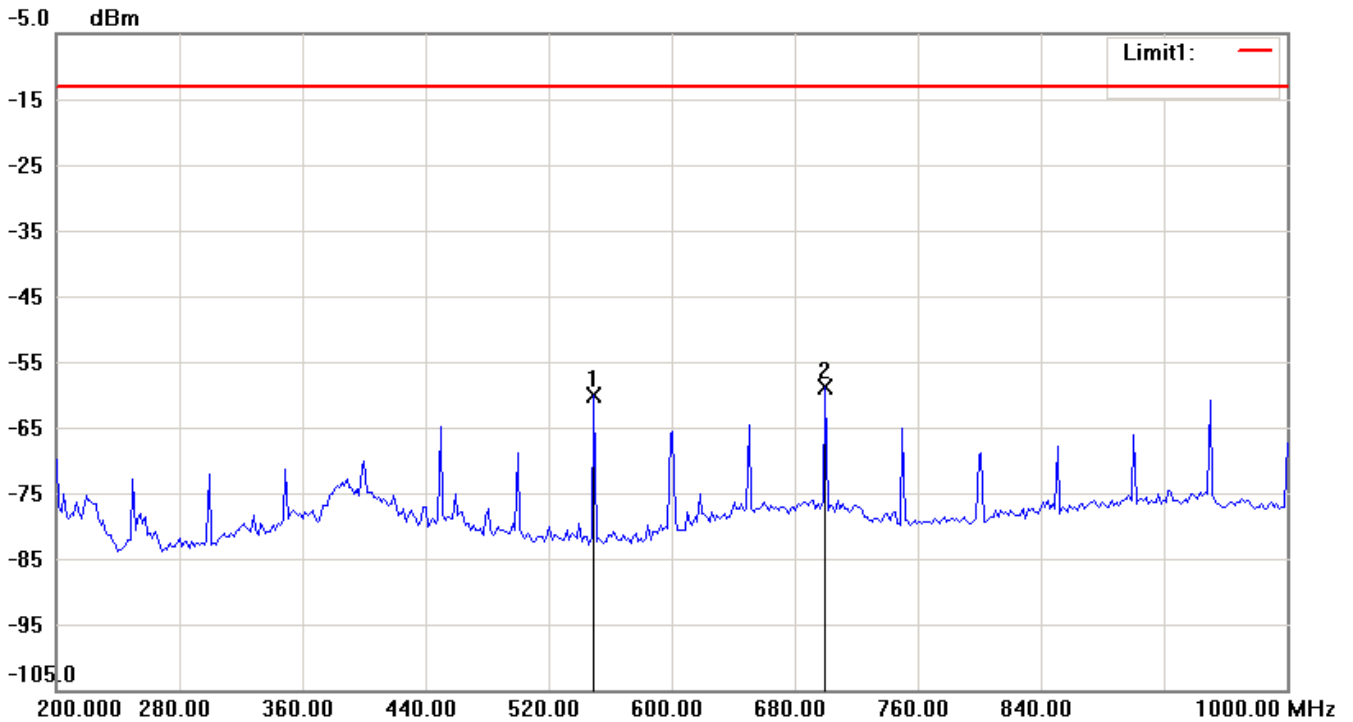
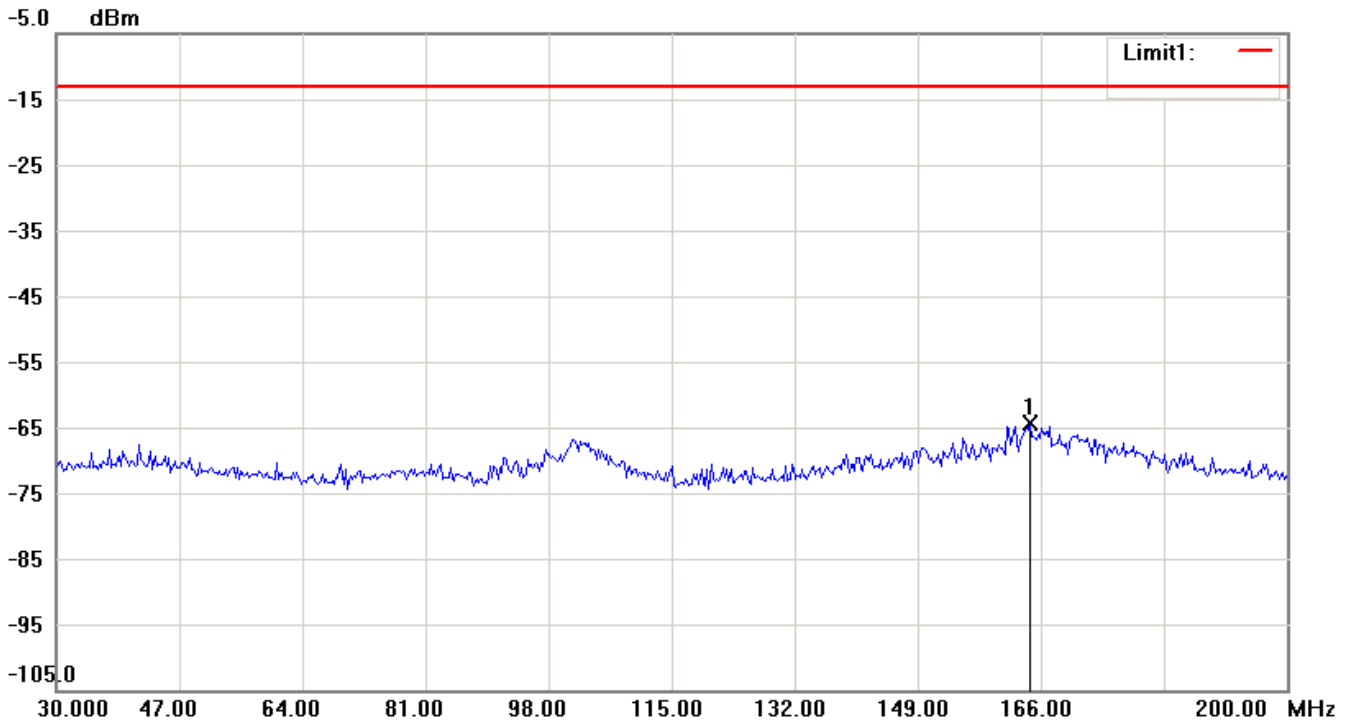
Report Number: W6M21308-13443-P-2224

FCC ID: GX9MX

Filed Strength of Spurious Emission

850 band_ CH 128_7 V

Antenna Polarization H



Note:

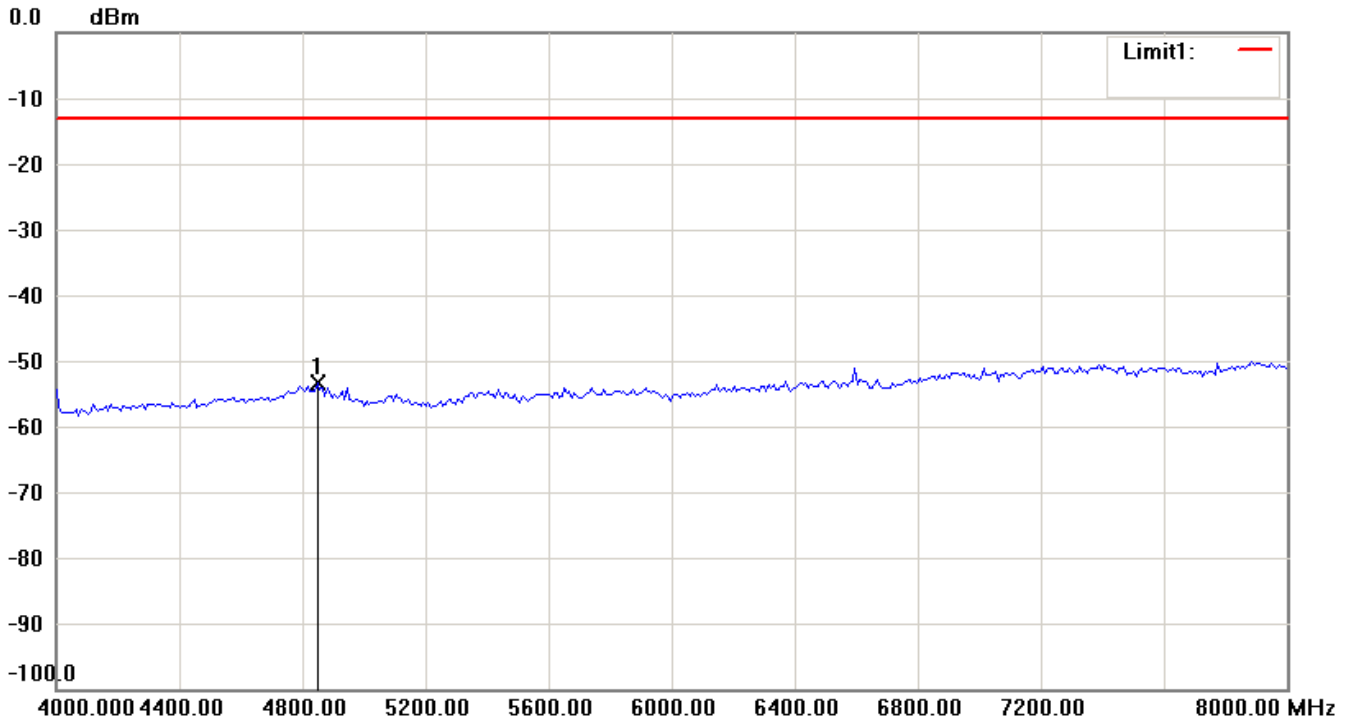
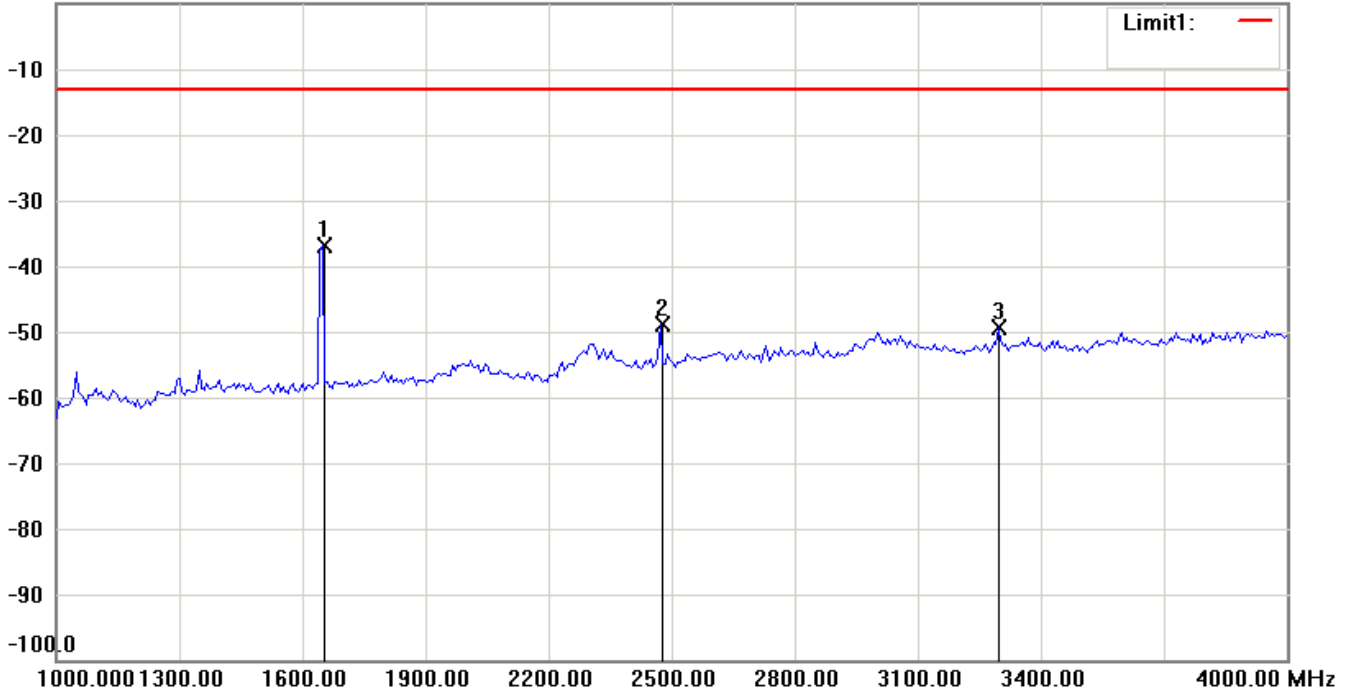
1. The attached measurement plots are preliminarily pre-scanned with peak detector for determining the final checking frequencies and are for reference only.
2. The some frequencies may exceed the limit line without the specified detectors, but that cannot present the results are failed to the specification of test standard.
3. For corrected test results are listed in the relevant table of radiated test data of this test report.



Report Number: W6M21308-13443-P-2224

FCC ID: GX9MX

0.0 dBm



Note:

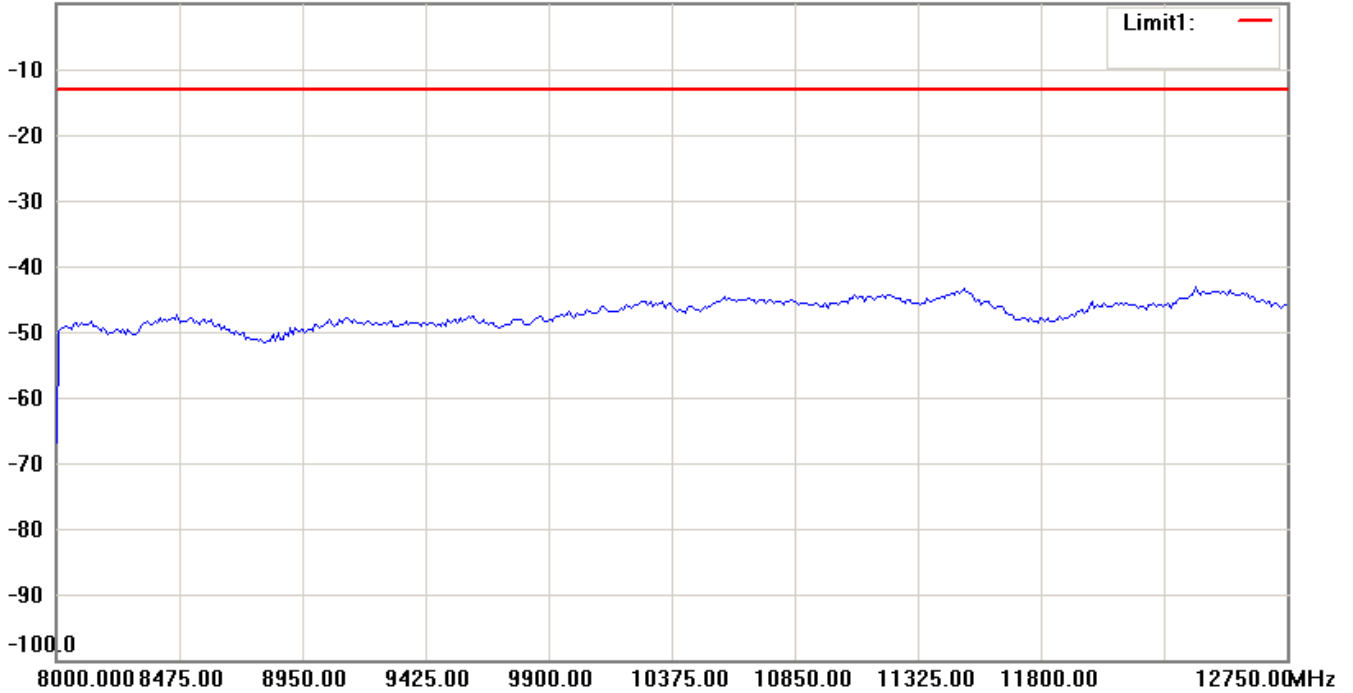
1. The attached measurement plots are preliminarily pre-scanned with peak detector for determining the final checking frequencies and are for reference only.
2. The some frequencies may exceed the limit line without the specified detectors, but that cannot present the results are failed to the specification of test standard.
3. For corrected test results are listed in the relevant table of radiated test data of this test report.



Report Number: W6M21308-13443-P-2224

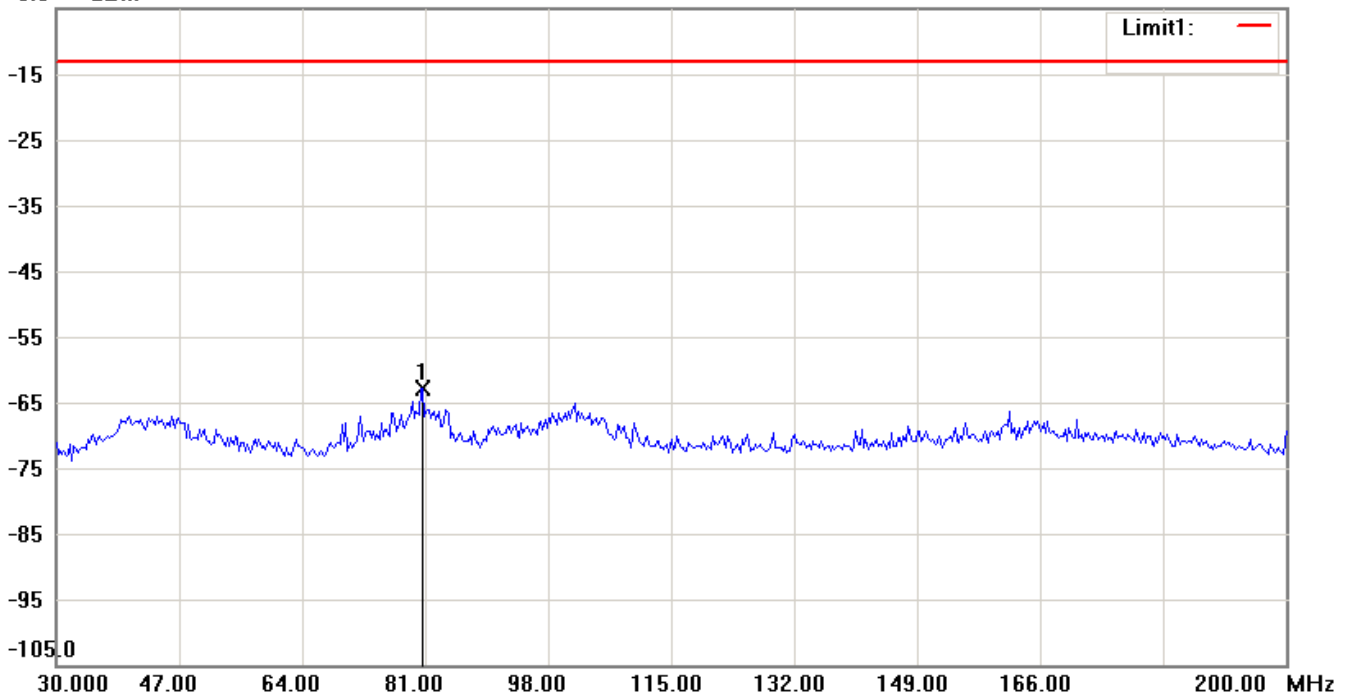
FCC ID: GX9MX

0.0 dBm



Antenna Polarization V

-5.0 dBm



Note:

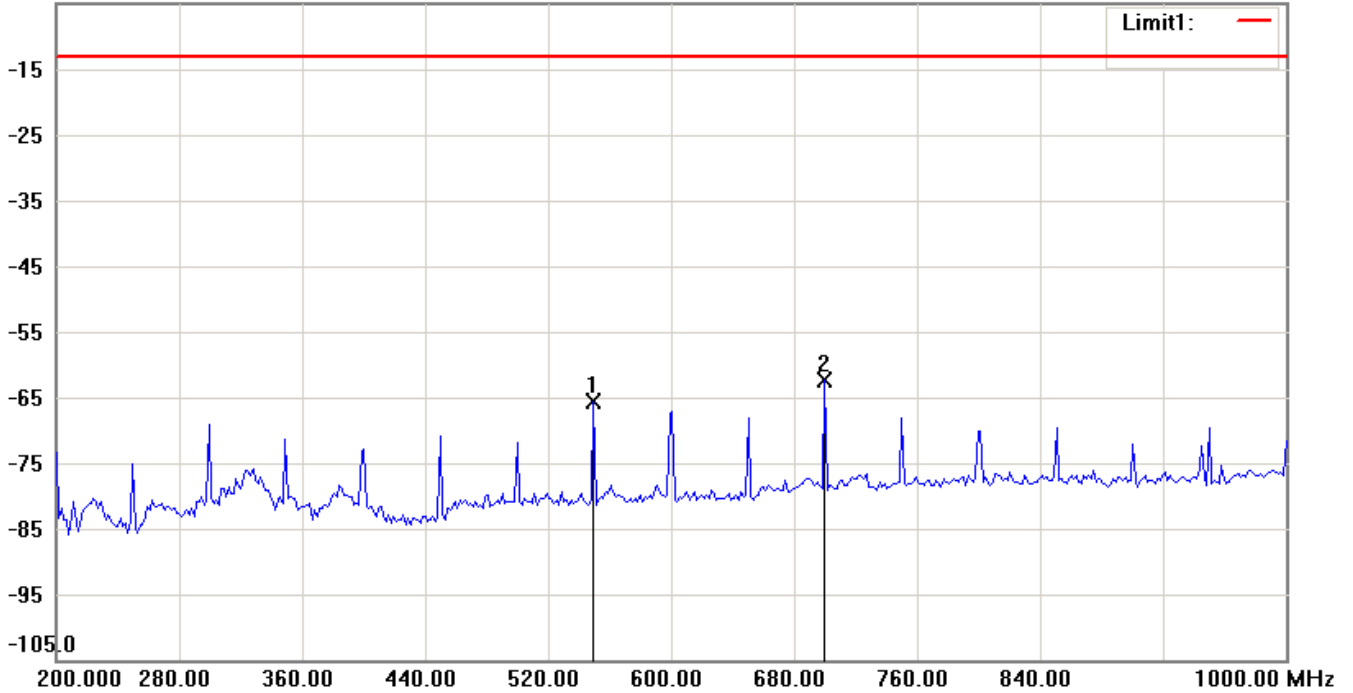
1. The attached measurement plots are preliminarily pre-scanned with peak detector for determining the final checking frequencies and are for reference only.
2. The some frequencies may exceed the limit line without the specified detectors, but that cannot present the results are failed to the specification of test standard.
3. For corrected test results are listed in the relevant table of radiated test data of this test report.



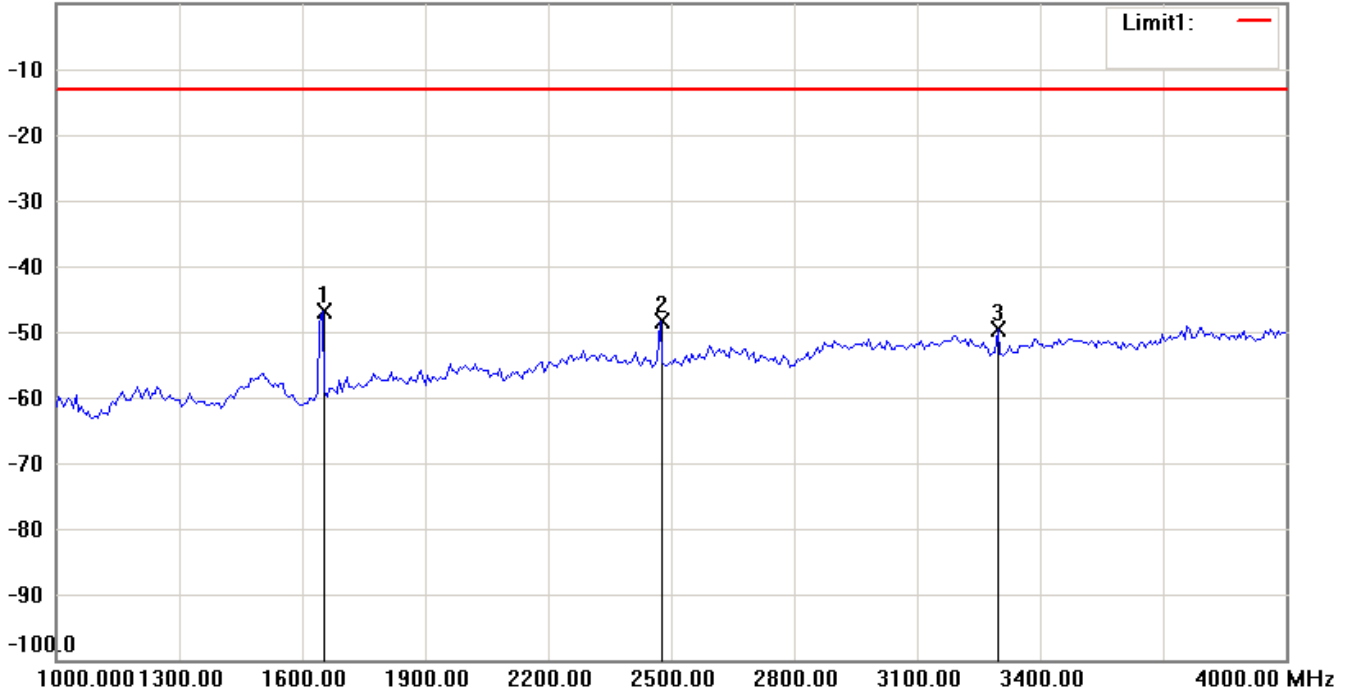
Report Number: W6M21308-13443-P-2224

FCC ID: GX9MX

-5.0 dBm




0.0 dBm



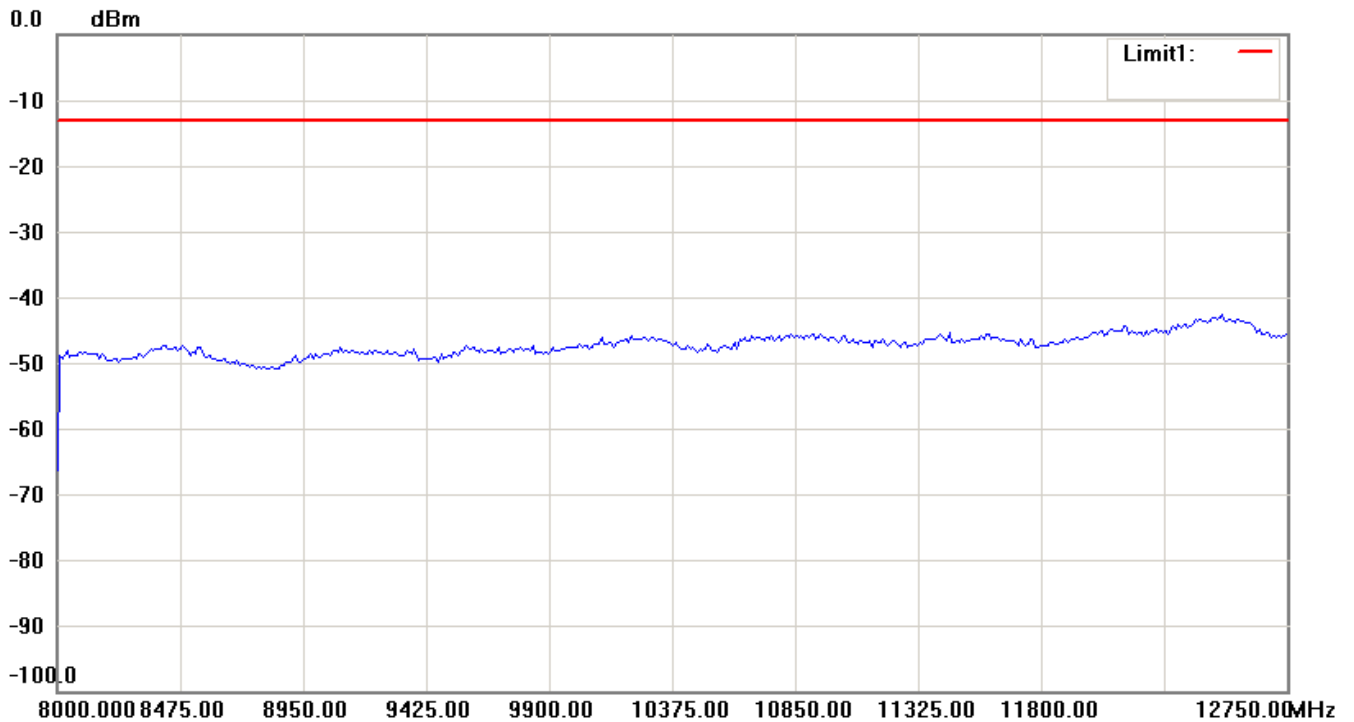
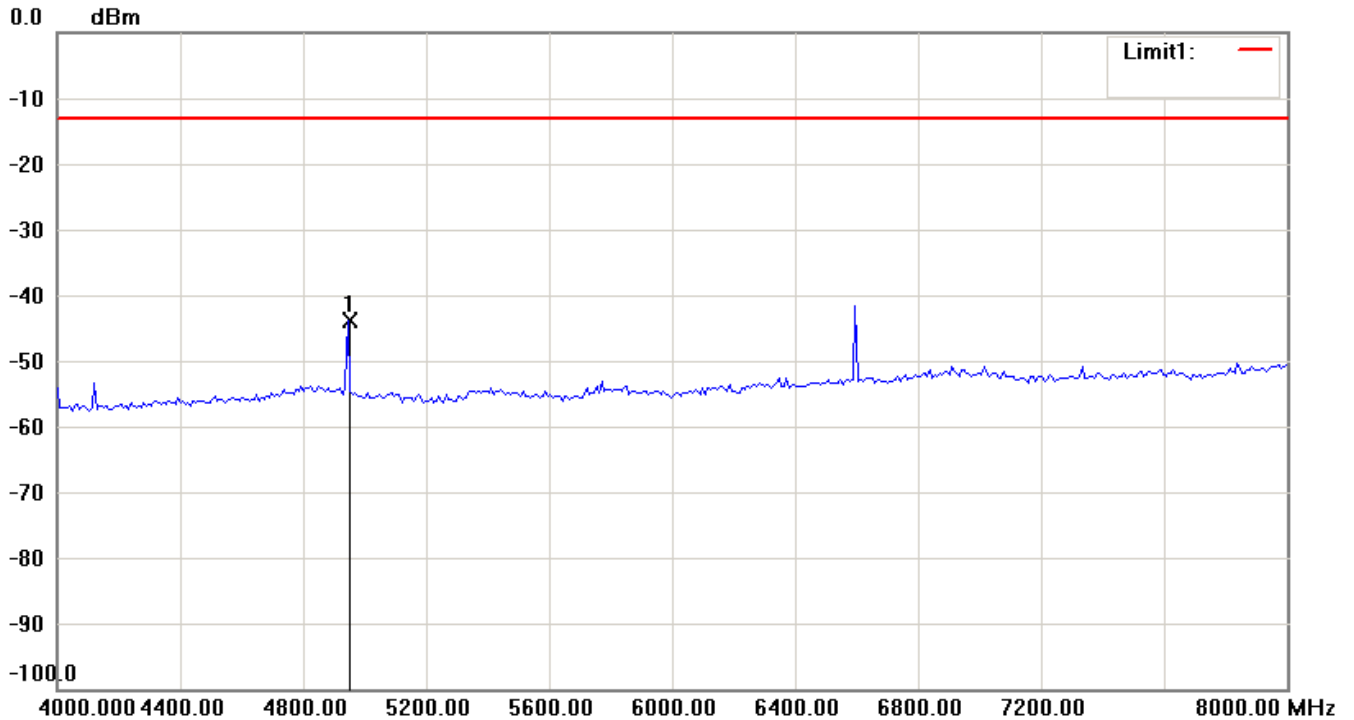
Note:

1. The attached measurement plots are preliminarily pre-scanned with peak detector for determining the final checking frequencies and are for reference only.
2. The some frequencies may exceed the limit line without the specified detectors, but that cannot present the results are failed to the specification of test standard.
3. For corrected test results are listed in the relevant table of radiated test data of this test report.



Report Number: W6M21308-13443-P-2224

FCC ID: GX9MX



Note:

1. The attached measurement plots are preliminarily pre-scanned with peak detector for determining the final checking frequencies and are for reference only.
2. The some frequencies may exceed the limit line without the specified detectors, but that cannot present the results are failed to the specification of test standard.
3. For corrected test results are listed in the relevant table of radiated test data of this test report.

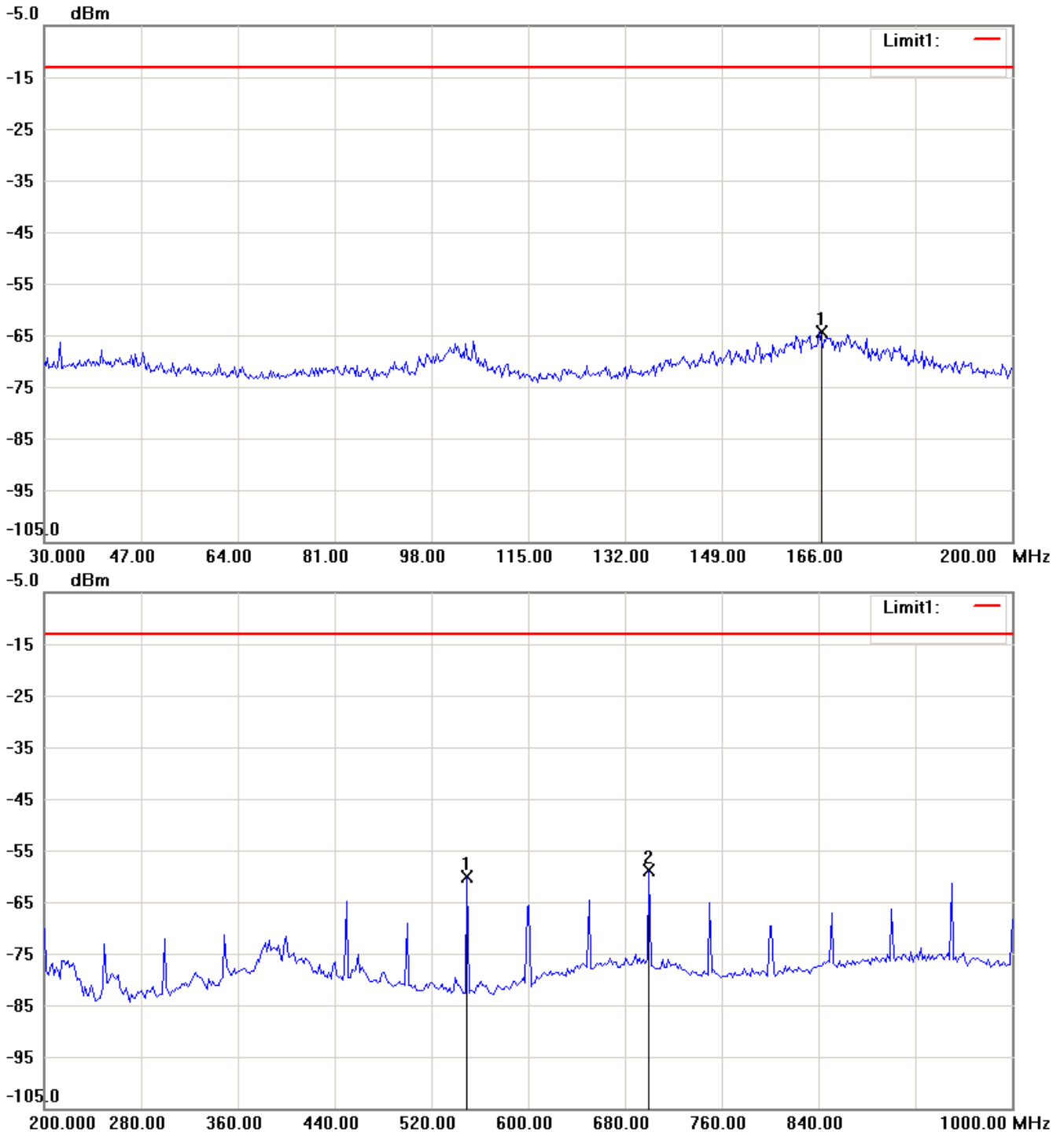


Report Number: W6M21308-13443-P-2224

FCC ID: GX9MX

850 band_ CH 128_7.92 V

Antenna Polarization H



Note:

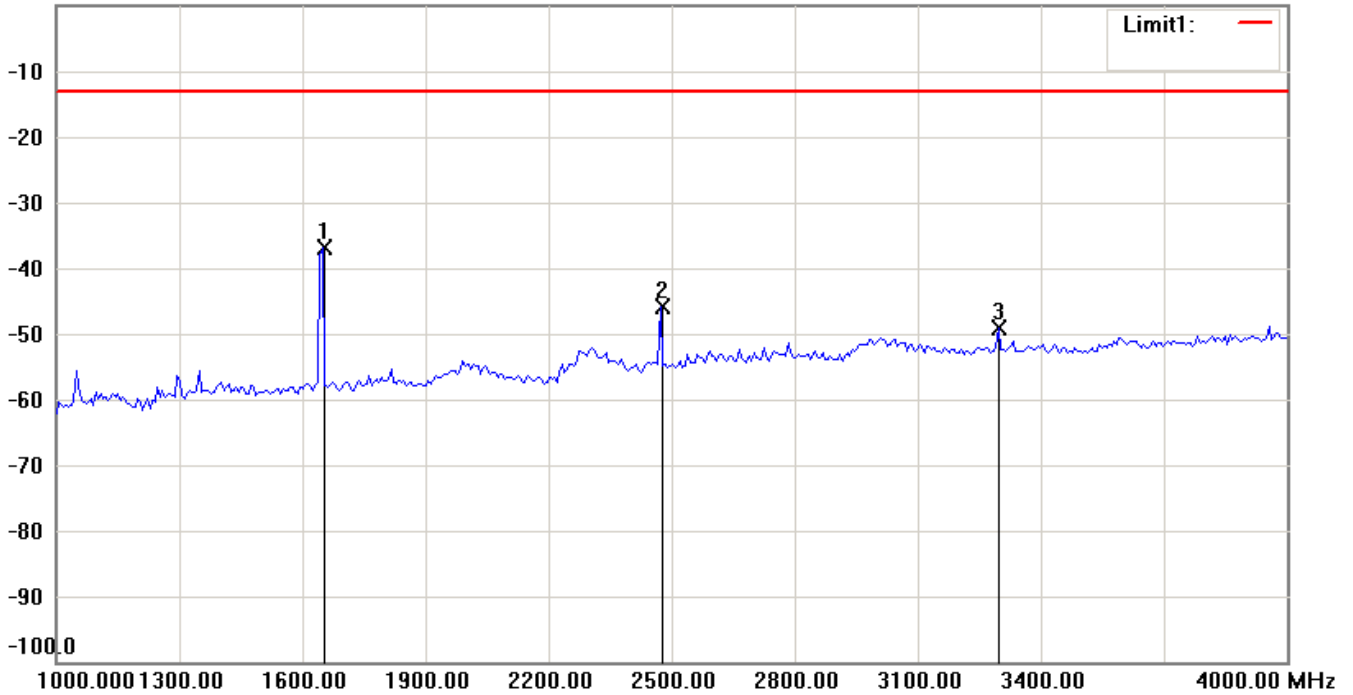
1. The attached measurement plots are preliminarily pre-scanned with peak detector for determining the final checking frequencies and are for reference only.
2. The some frequencies may exceed the limit line without the specified detectors, but that cannot present the results are failed to the specification of test standard.
3. For corrected test results are listed in the relevant table of radiated test data of this test report.



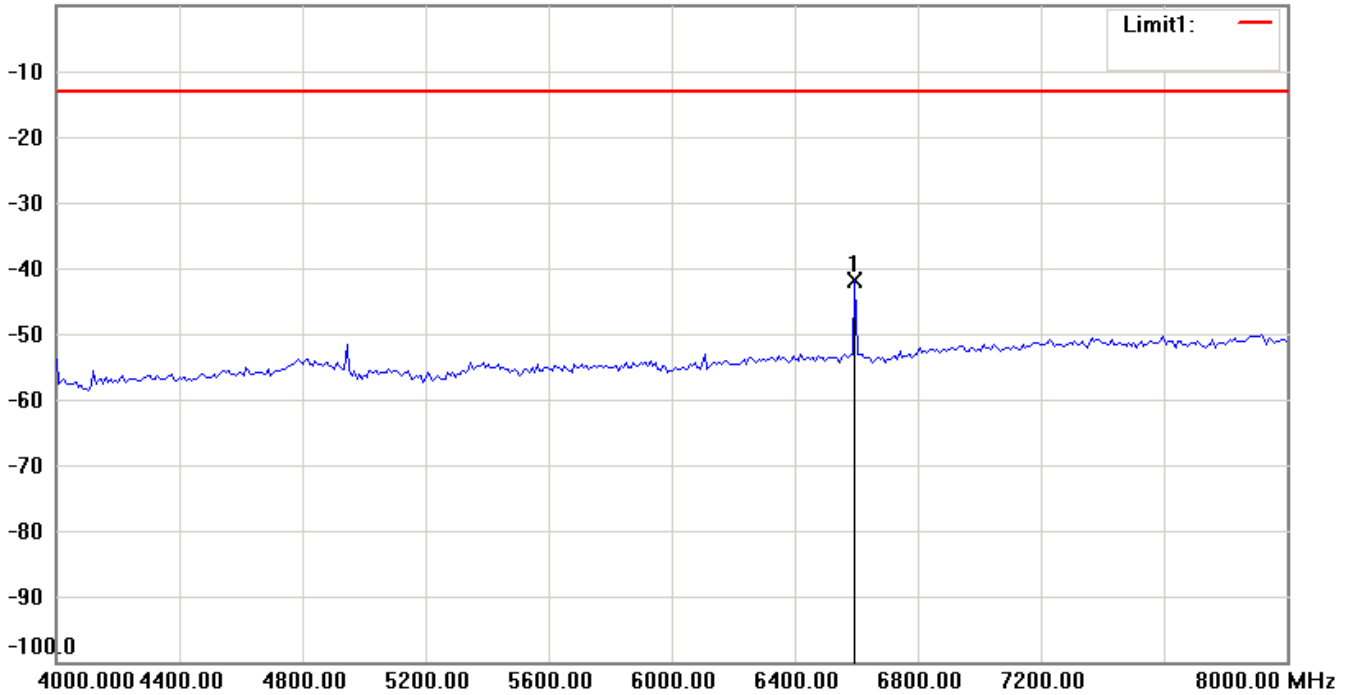
Report Number: W6M21308-13443-P-2224

FCC ID: GX9MX

0.0 dBm



0.0 dBm



Note:

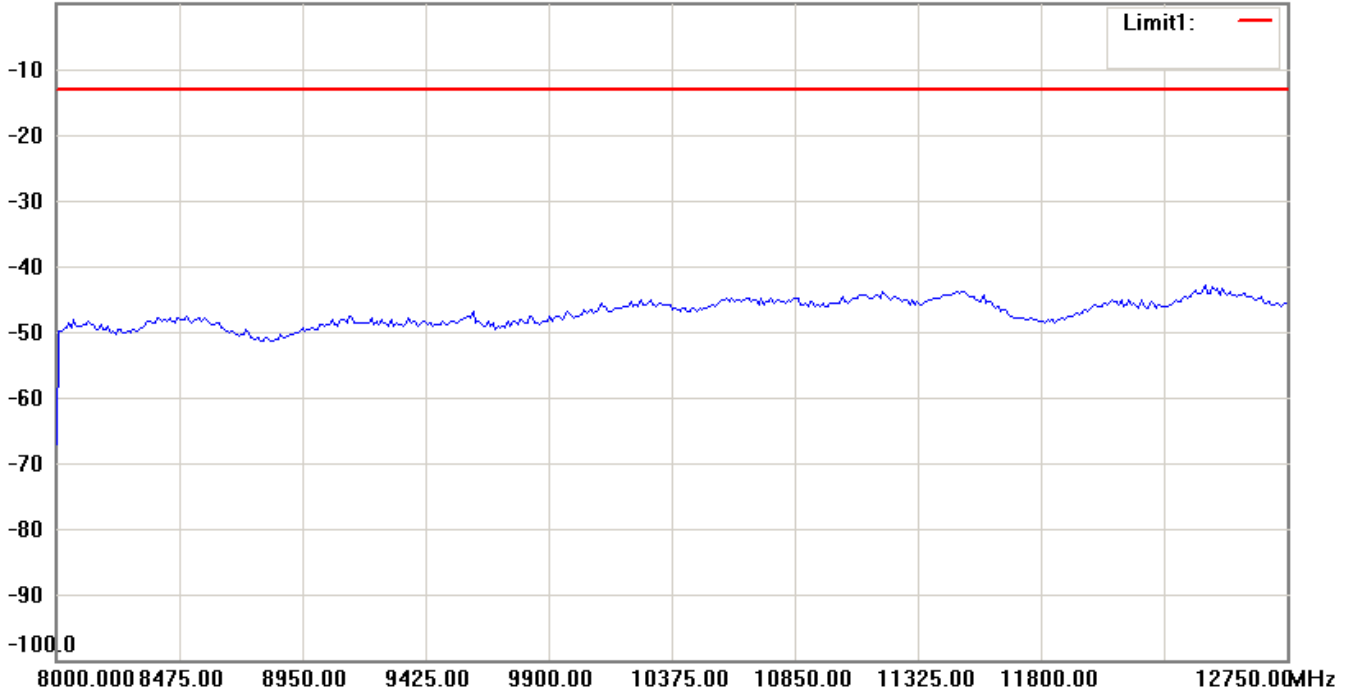
1. The attached measurement plots are preliminarily pre-scanned with peak detector for determining the final checking frequencies and are for reference only.
2. The some frequencies may exceed the limit line without the specified detectors, but that cannot present the results are failed to the specification of test standard.
3. For corrected test results are listed in the relevant table of radiated test data of this test report.



Report Number: W6M21308-13443-P-2224

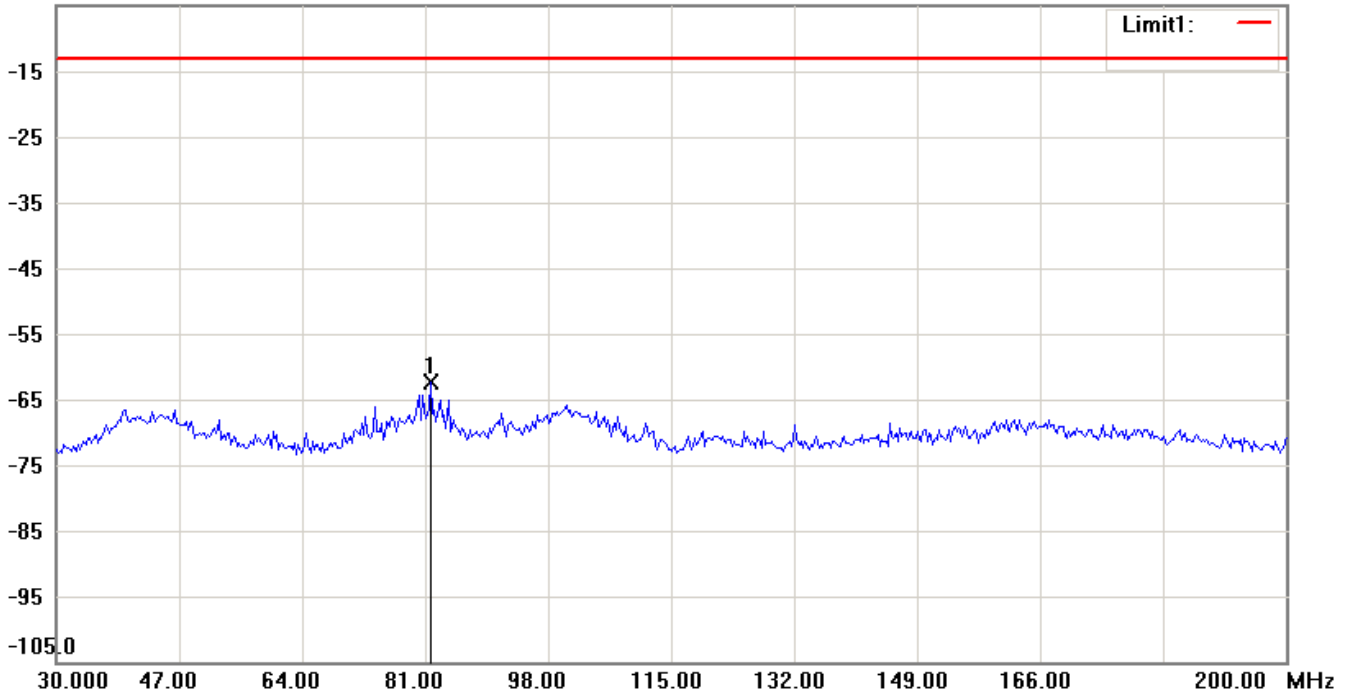
FCC ID: GX9MX

0.0 dBm




Antenna Polarization V

-5.0 dBm



Note:

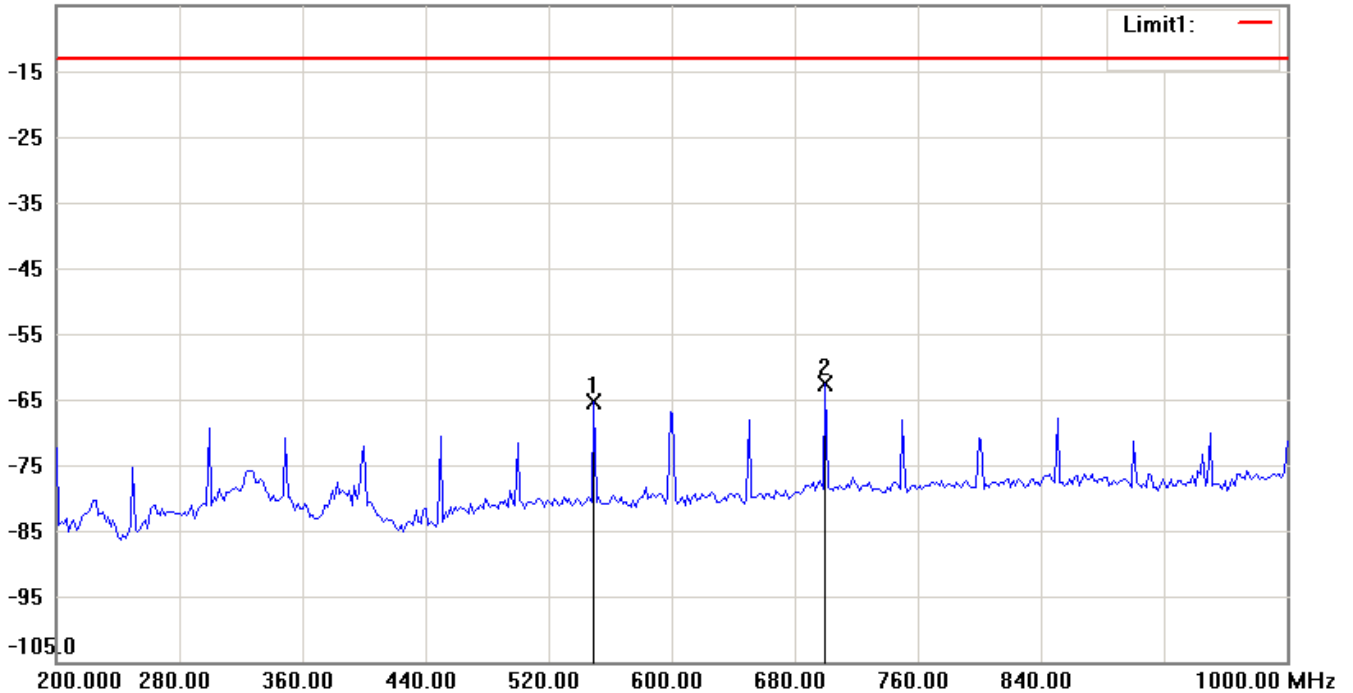
1. The attached measurement plots are preliminarily pre-scanned with peak detector for determining the final checking frequencies and are for reference only.
2. The some frequencies may exceed the limit line without the specified detectors, but that cannot present the results are failed to the specification of test standard.
3. For corrected test results are listed in the relevant table of radiated test data of this test report.



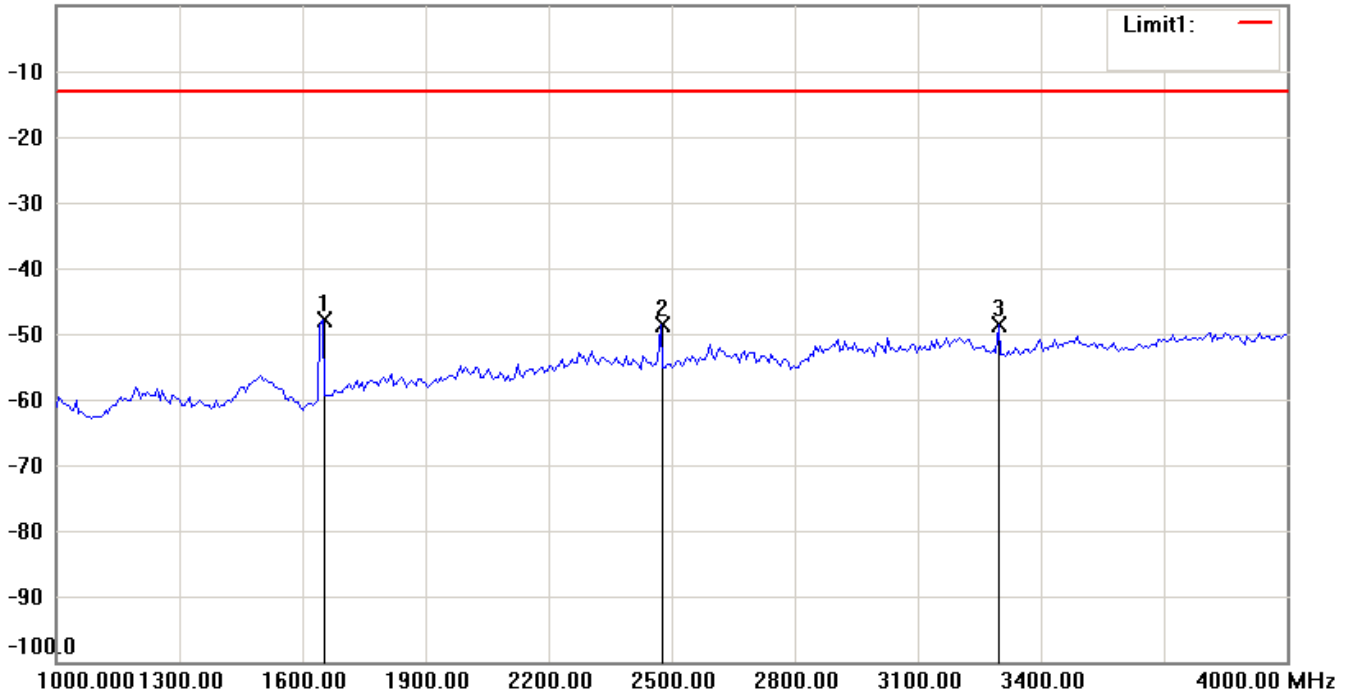
Report Number: W6M21308-13443-P-2224

FCC ID: GX9MX

-5.0 dBm




0.0 dBm



Note:

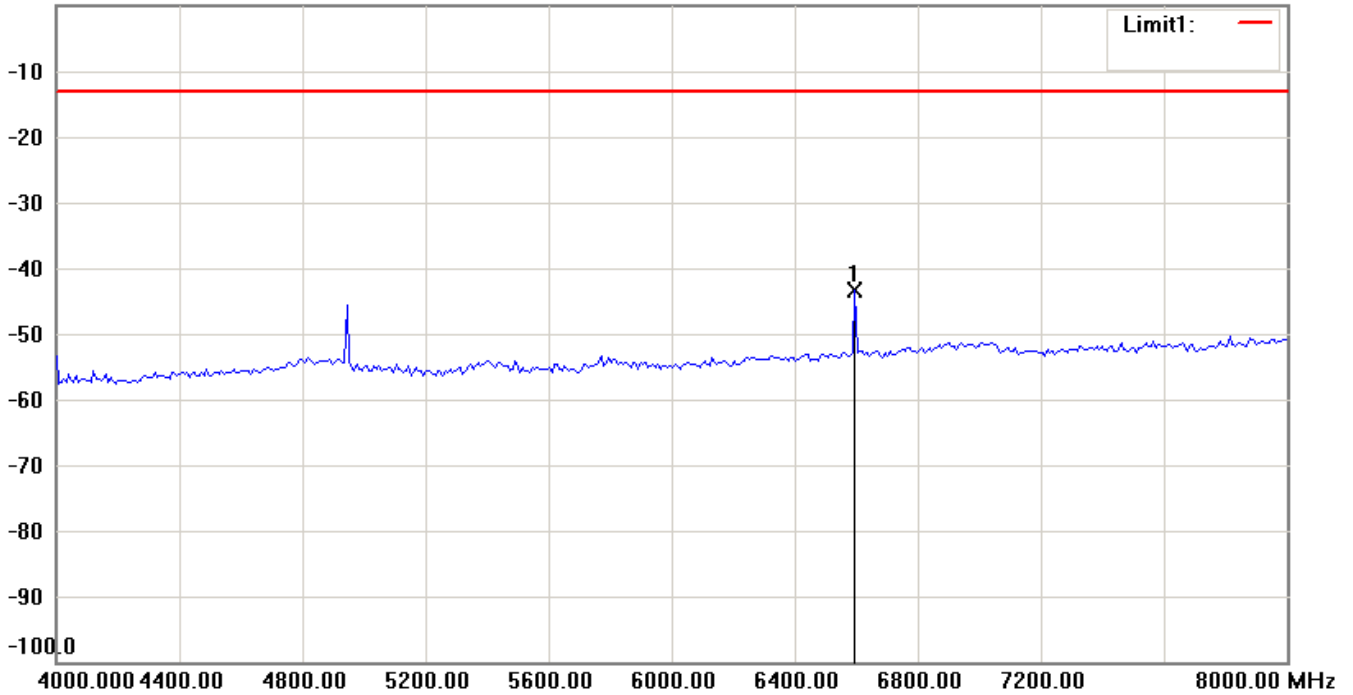
1. The attached measurement plots are preliminarily pre-scanned with peak detector for determining the final checking frequencies and are for reference only.
2. The some frequencies may exceed the limit line without the specified detectors, but that cannot present the results are failed to the specification of test standard.
3. For corrected test results are listed in the relevant table of radiated test data of this test report.



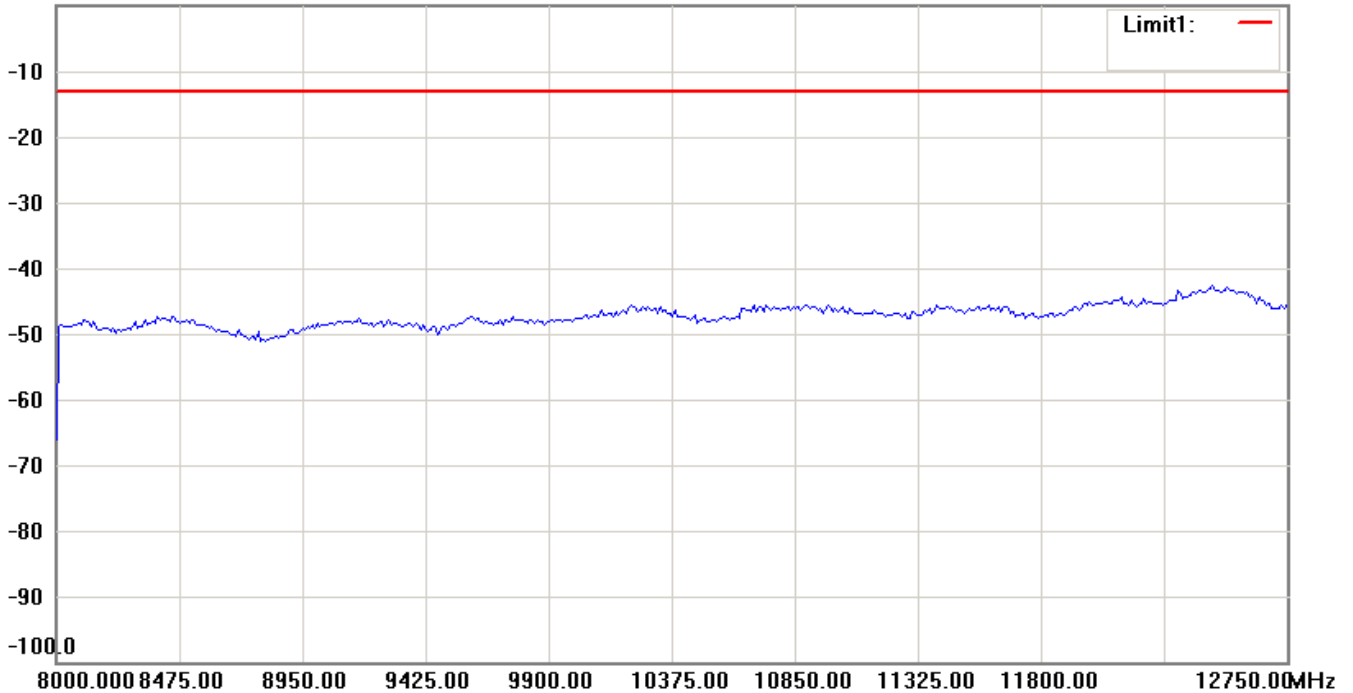
Report Number: W6M21308-13443-P-2224

FCC ID: GX9MX

0.0 dBm



0.0 dBm



Note:

1. The attached measurement plots are preliminarily pre-scanned with peak detector for determining the final checking frequencies and are for reference only.
2. The some frequencies may exceed the limit line without the specified detectors, but that cannot present the results are failed to the specification of test standard.
3. For corrected test results are listed in the relevant table of radiated test data of this test report.

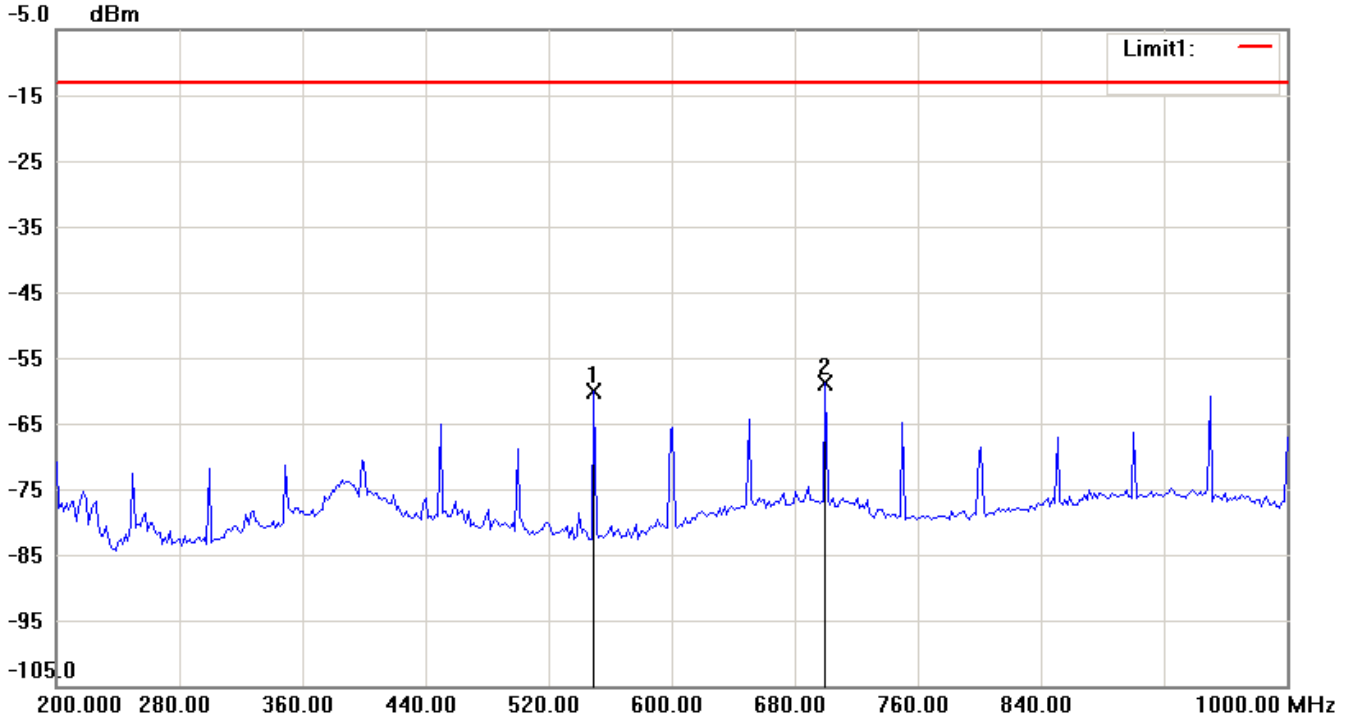
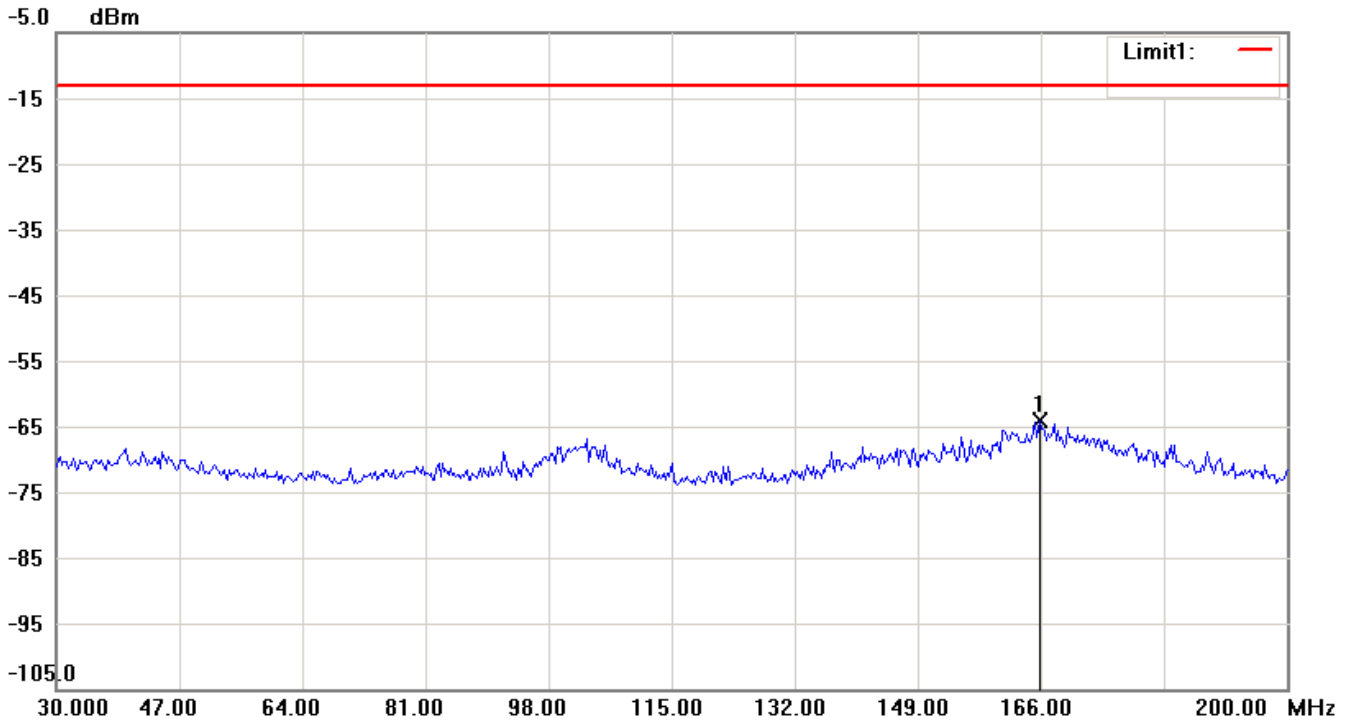


Report Number: W6M21308-13443-P-2224

FCC ID: GX9MX

850 band_ CH 188_7 V

Antenna Polarization H



Note:

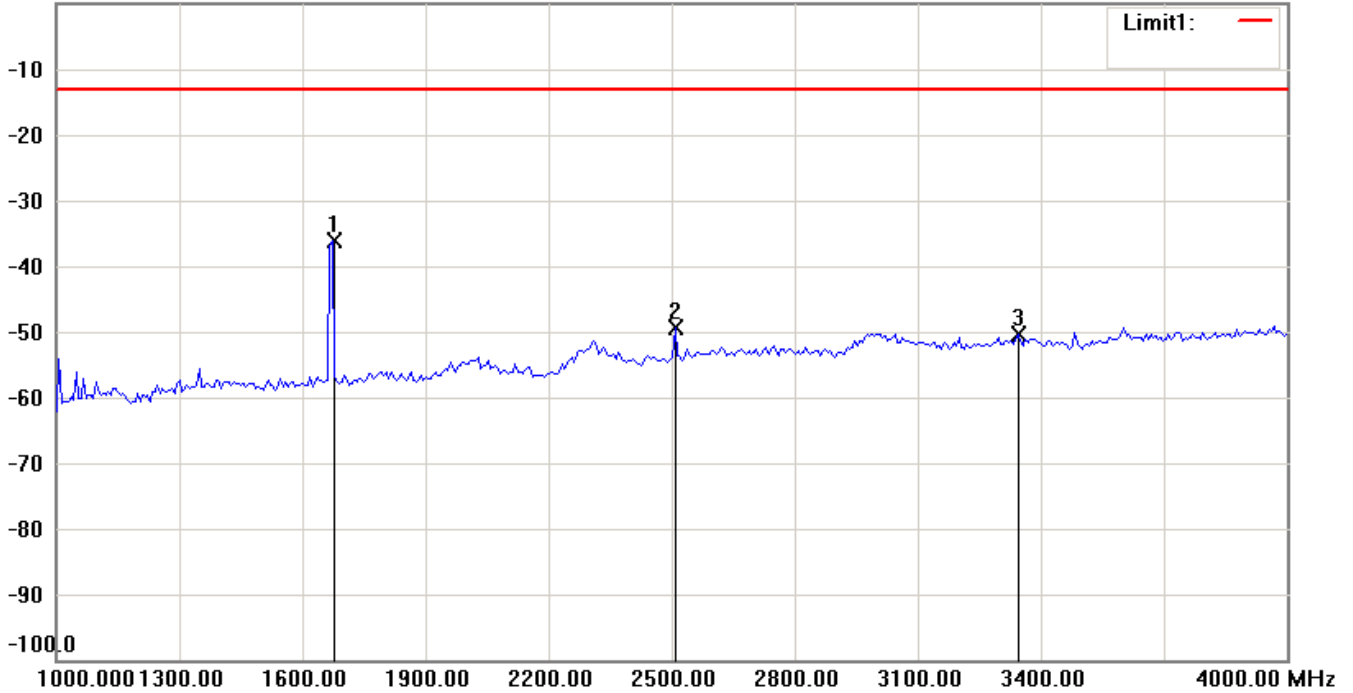
1. The attached measurement plots are preliminarily pre-scanned with peak detector for determining the final checking frequencies and are for reference only.
2. The some frequencies may exceed the limit line without the specified detectors, but that cannot present the results are failed to the specification of test standard.
3. For corrected test results are listed in the relevant table of radiated test data of this test report.



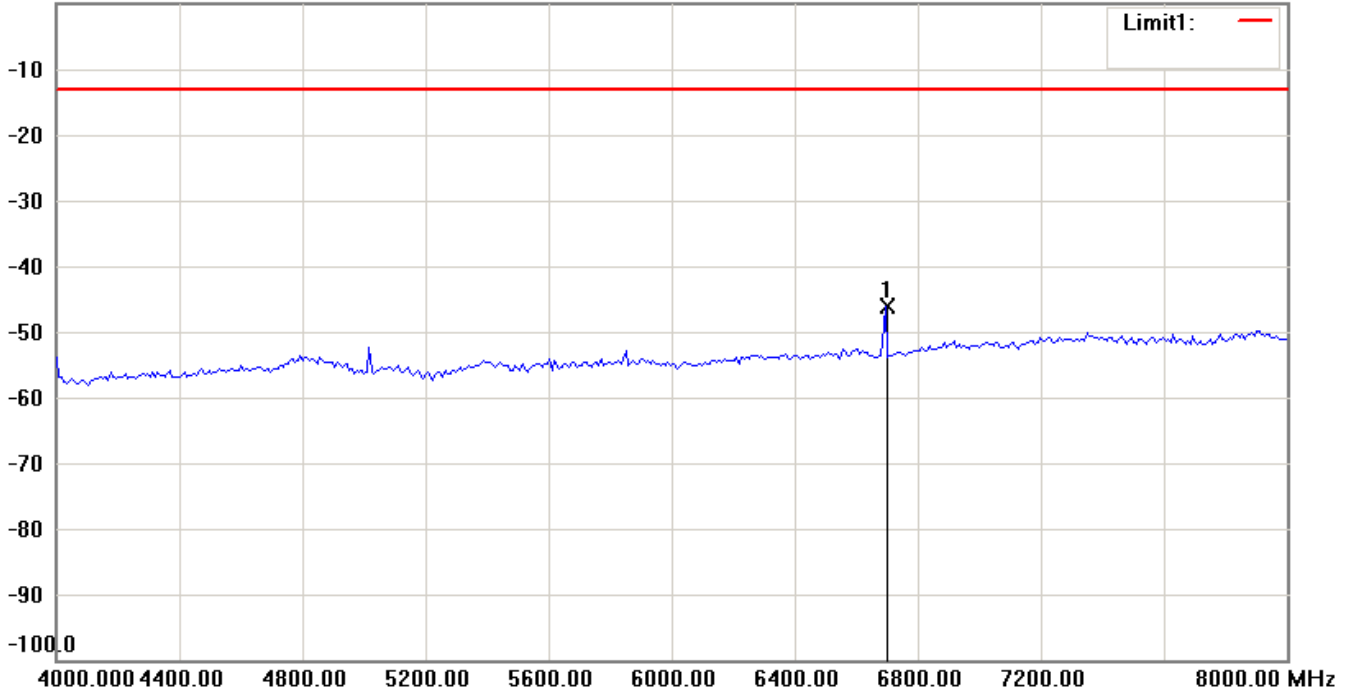
Report Number: W6M21308-13443-P-2224

FCC ID: GX9MX

0.0 dBm



0.0 dBm



Note:

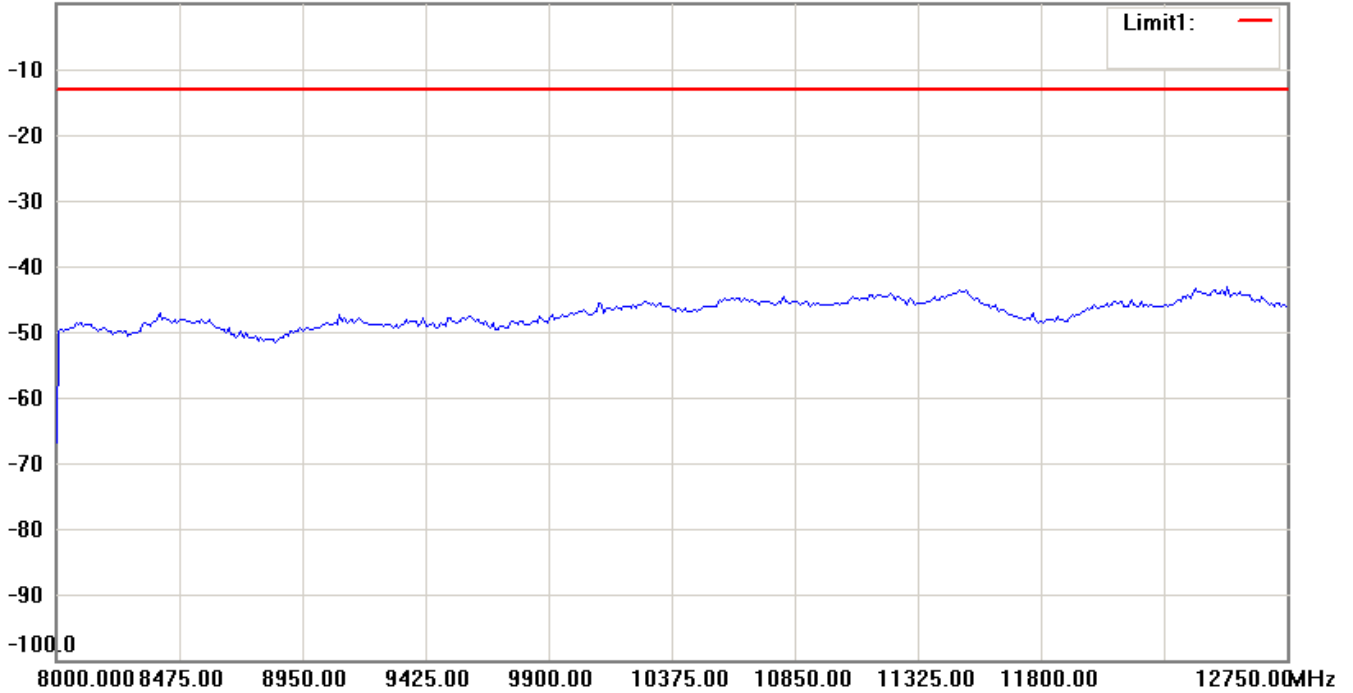
1. The attached measurement plots are preliminarily pre-scanned with peak detector for determining the final checking frequencies and are for reference only.
2. The some frequencies may exceed the limit line without the specified detectors, but that cannot present the results are failed to the specification of test standard.
3. For corrected test results are listed in the relevant table of radiated test data of this test report.



Report Number: W6M21308-13443-P-2224

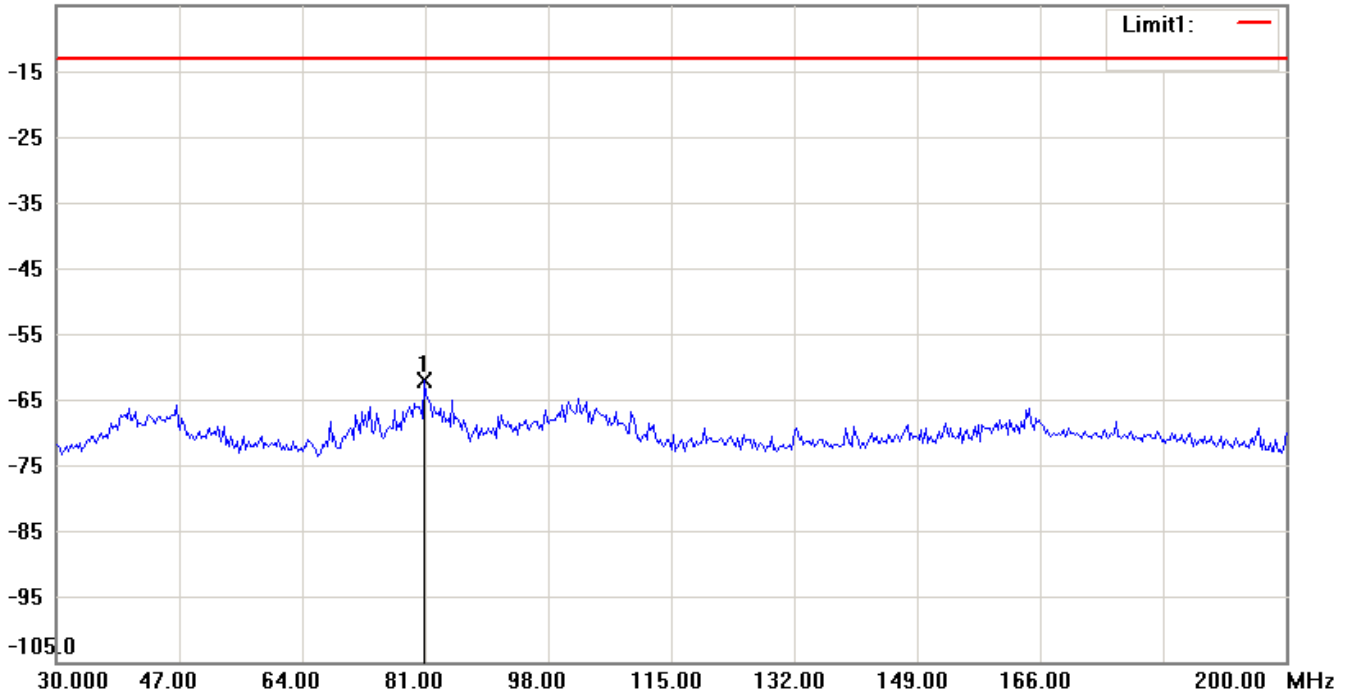
FCC ID: GX9MX

0.0 dBm




Antenna Polarization V

-5.0 dBm



Note:

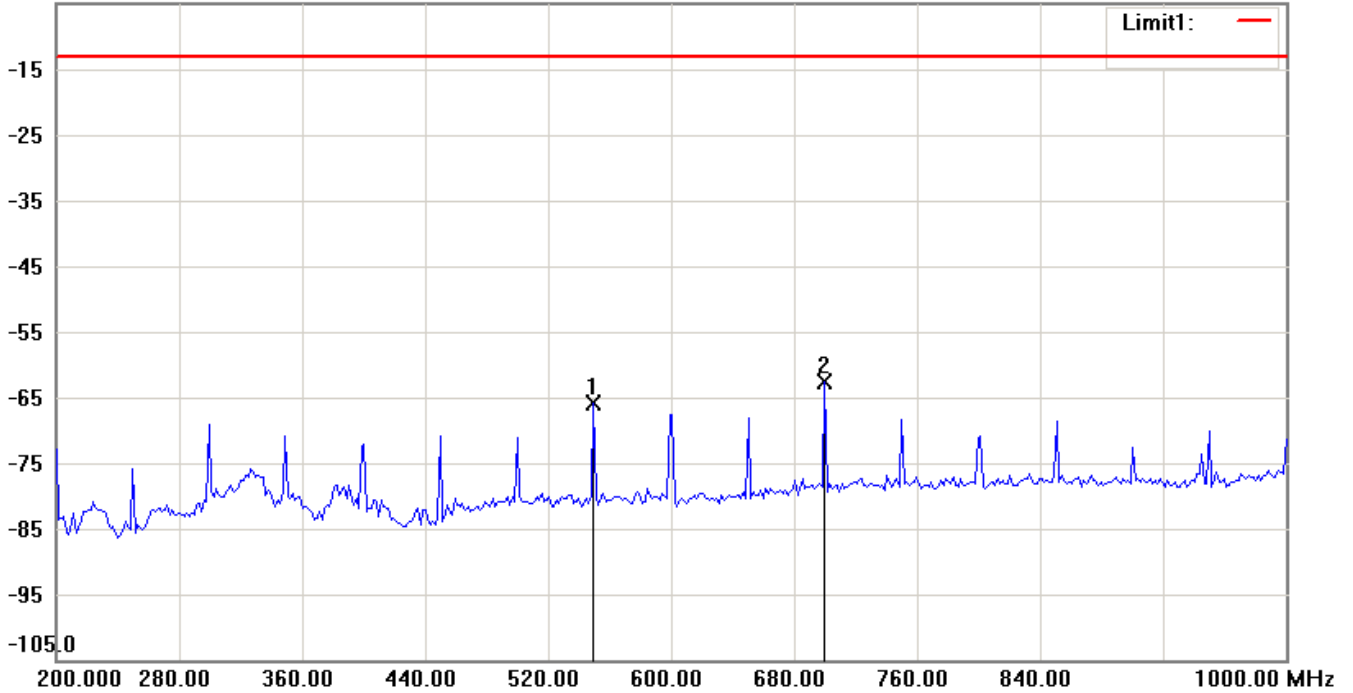
1. The attached measurement plots are preliminarily pre-scanned with peak detector for determining the final checking frequencies and are for reference only.
2. The some frequencies may exceed the limit line without the specified detectors, but that cannot present the results are failed to the specification of test standard.
3. For corrected test results are listed in the relevant table of radiated test data of this test report.



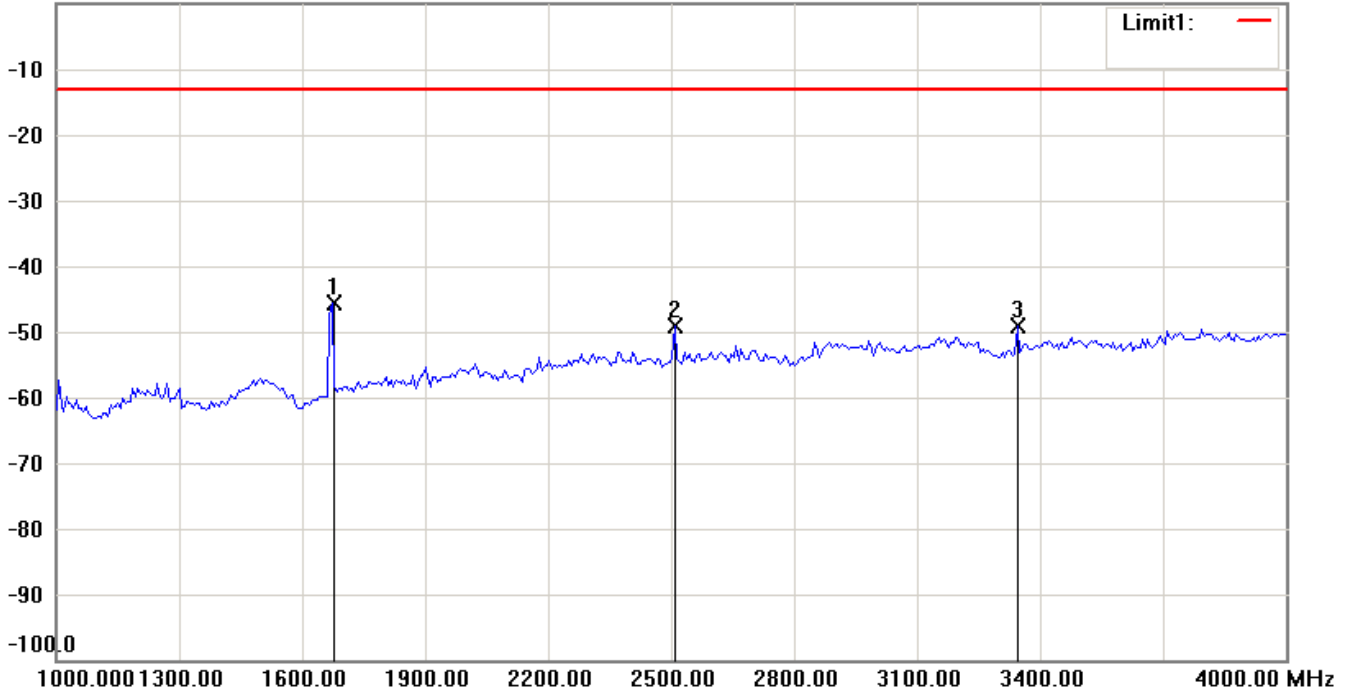
Report Number: W6M21308-13443-P-2224

FCC ID: GX9MX

-5.0 dBm



0.0 dBm



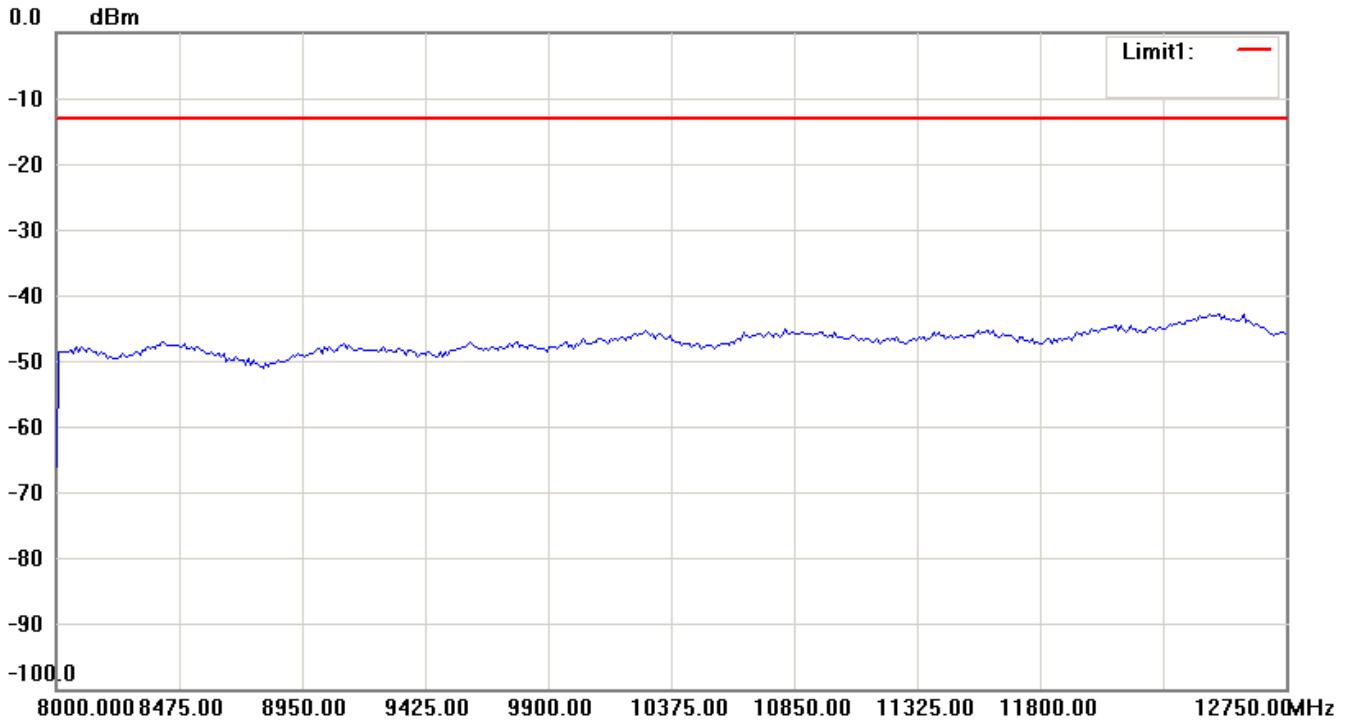
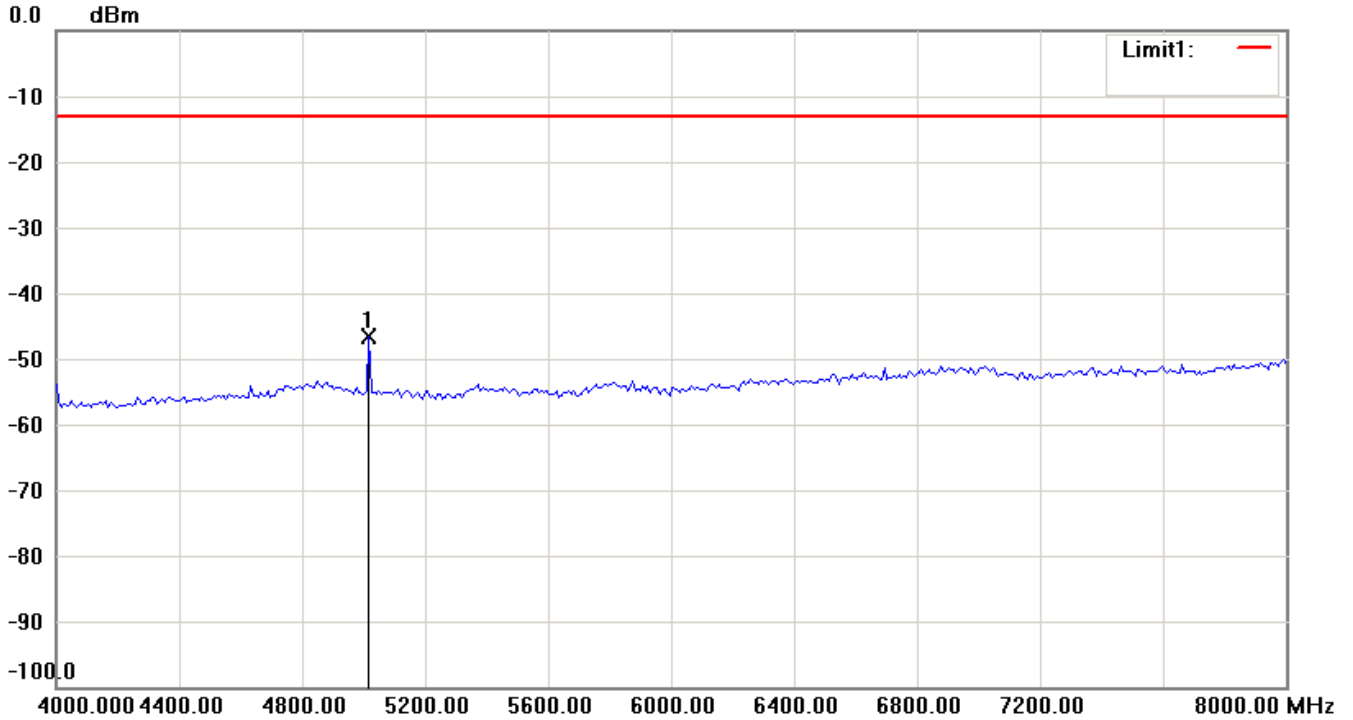
Note:

1. The attached measurement plots are preliminarily pre-scanned with peak detector for determining the final checking frequencies and are for reference only.
2. The some frequencies may exceed the limit line without the specified detectors, but that cannot present the results are failed to the specification of test standard.
3. For corrected test results are listed in the relevant table of radiated test data of this test report.



Report Number: W6M21308-13443-P-2224

FCC ID: GX9MX



Note:

1. The attached measurement plots are preliminarily pre-scanned with peak detector for determining the final checking frequencies and are for reference only.
2. The some frequencies may exceed the limit line without the specified detectors, but that cannot present the results are failed to the specification of test standard.
3. For corrected test results are listed in the relevant table of radiated test data of this test report.



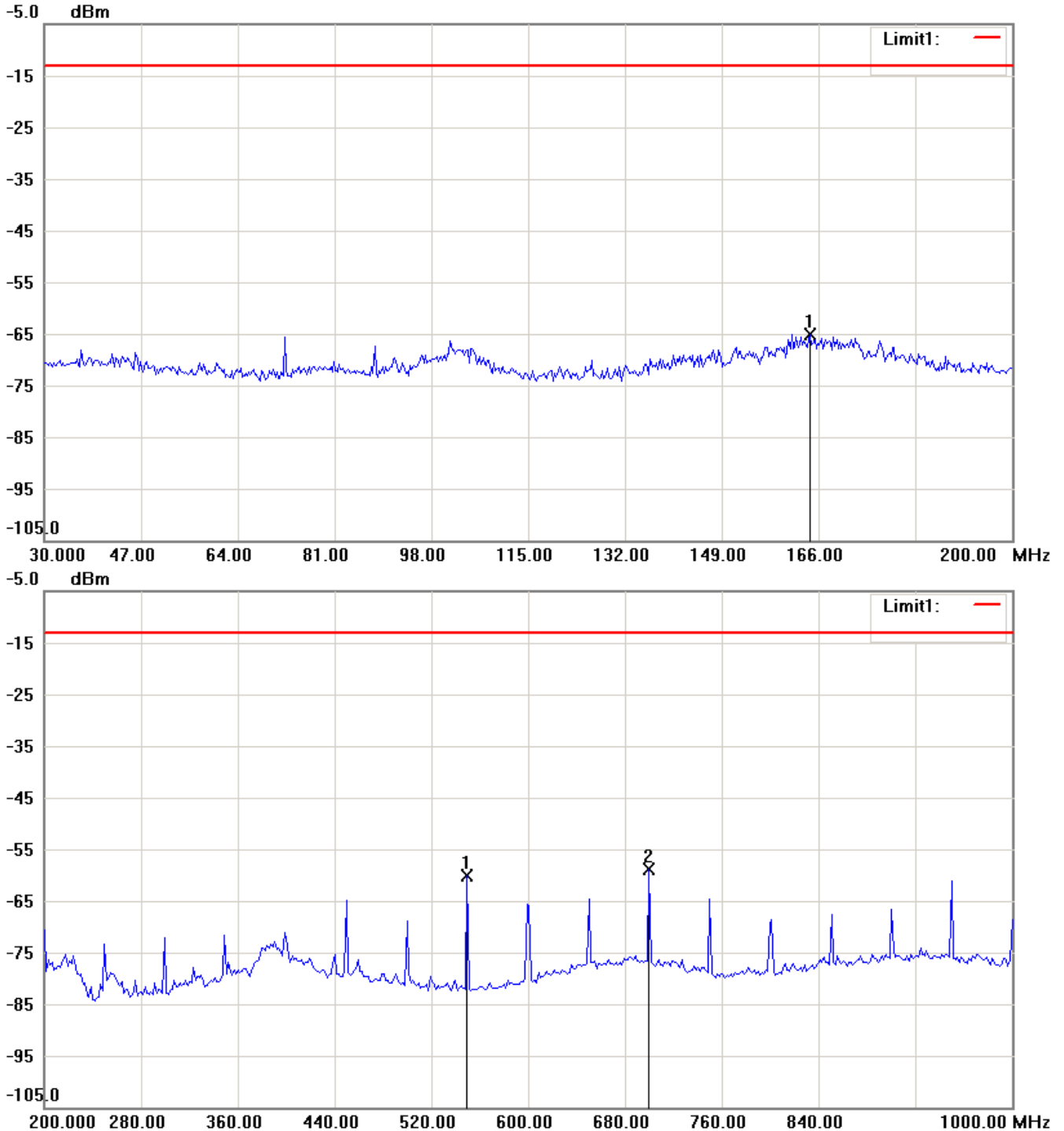
Worldwide Testing Services(Taiwan) Co., Ltd.

Report Number: W6M21308-13443-P-2224

FCC ID: GX9MX

850 band_ CH 188_7.92 V

Antenna Polarization H



Note:

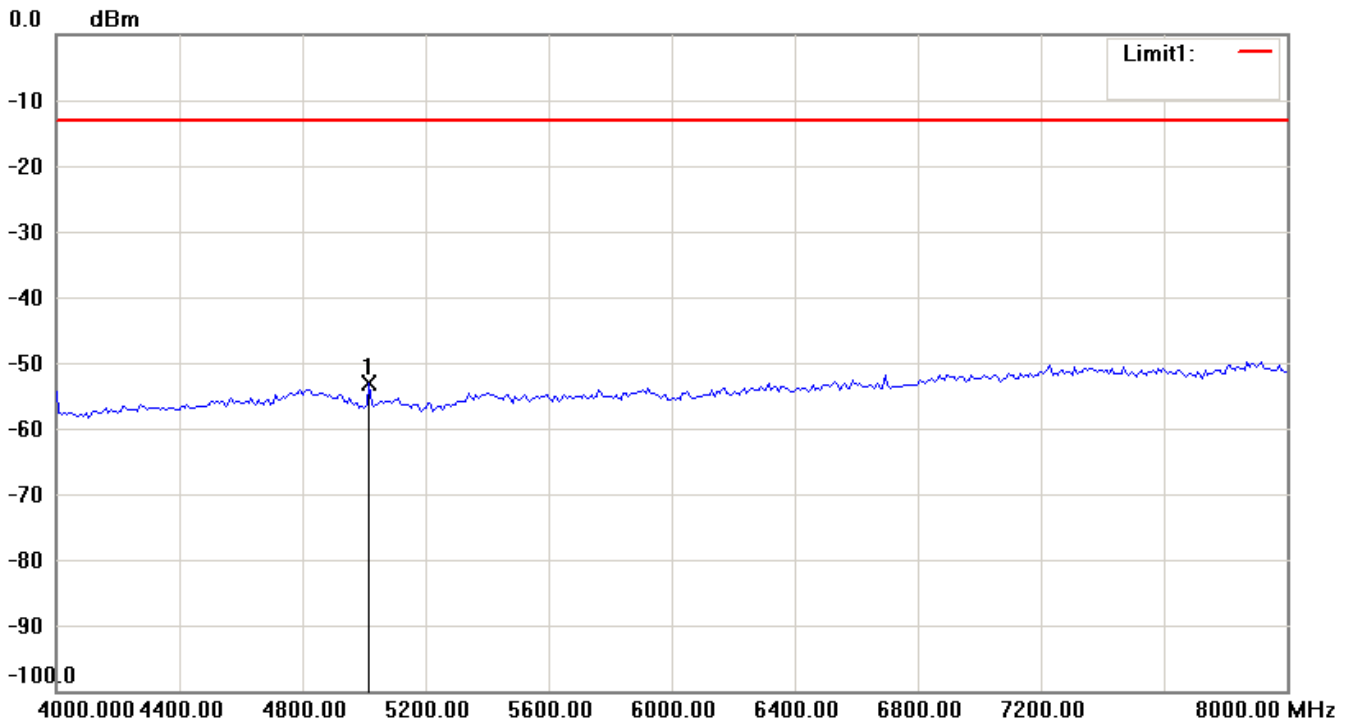
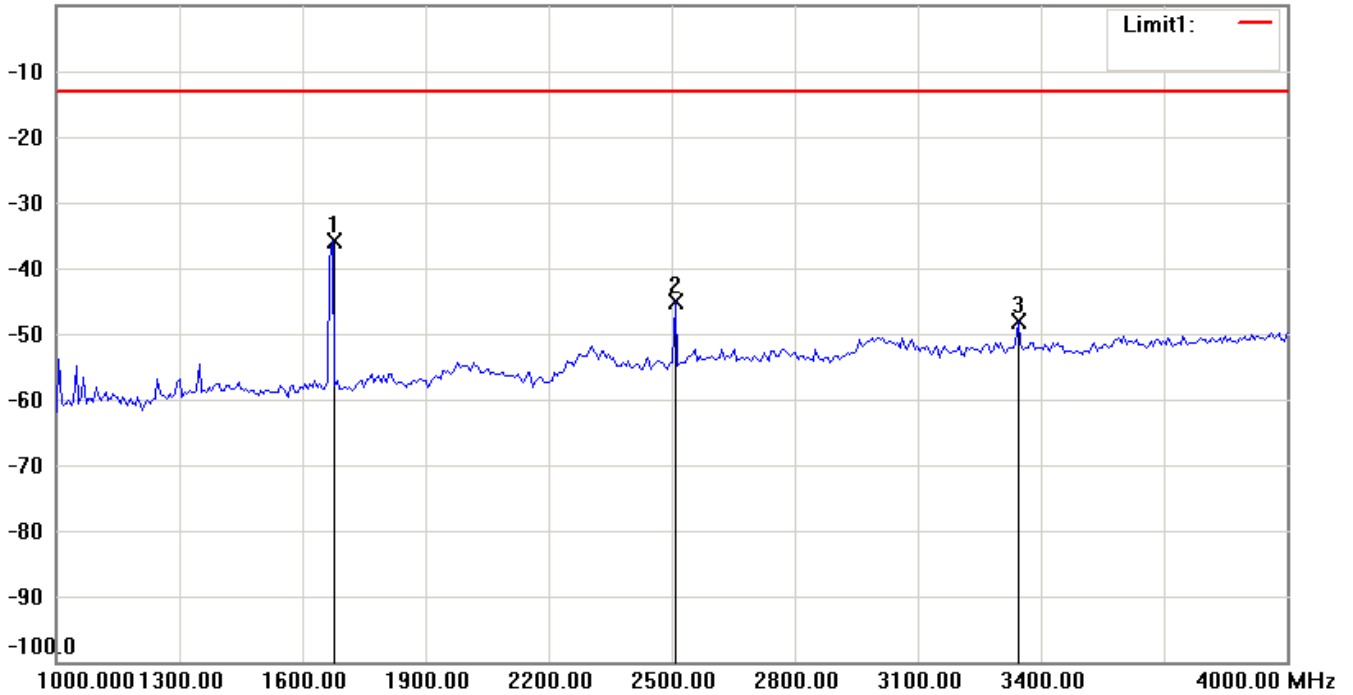
1. The attached measurement plots are preliminarily pre-scanned with peak detector for determining the final checking frequencies and are for reference only.
2. The some frequencies may exceed the limit line without the specified detectors, but that cannot present the results are failed to the specification of test standard.
3. For corrected test results are listed in the relevant table of radiated test data of this test report.



Report Number: W6M21308-13443-P-2224

FCC ID: GX9MX

0.0 dBm



Note:

1. The attached measurement plots are preliminarily pre-scanned with peak detector for determining the final checking frequencies and are for reference only.
2. The some frequencies may exceed the limit line without the specified detectors, but that cannot present the results are failed to the specification of test standard.
3. For corrected test results are listed in the relevant table of radiated test data of this test report.

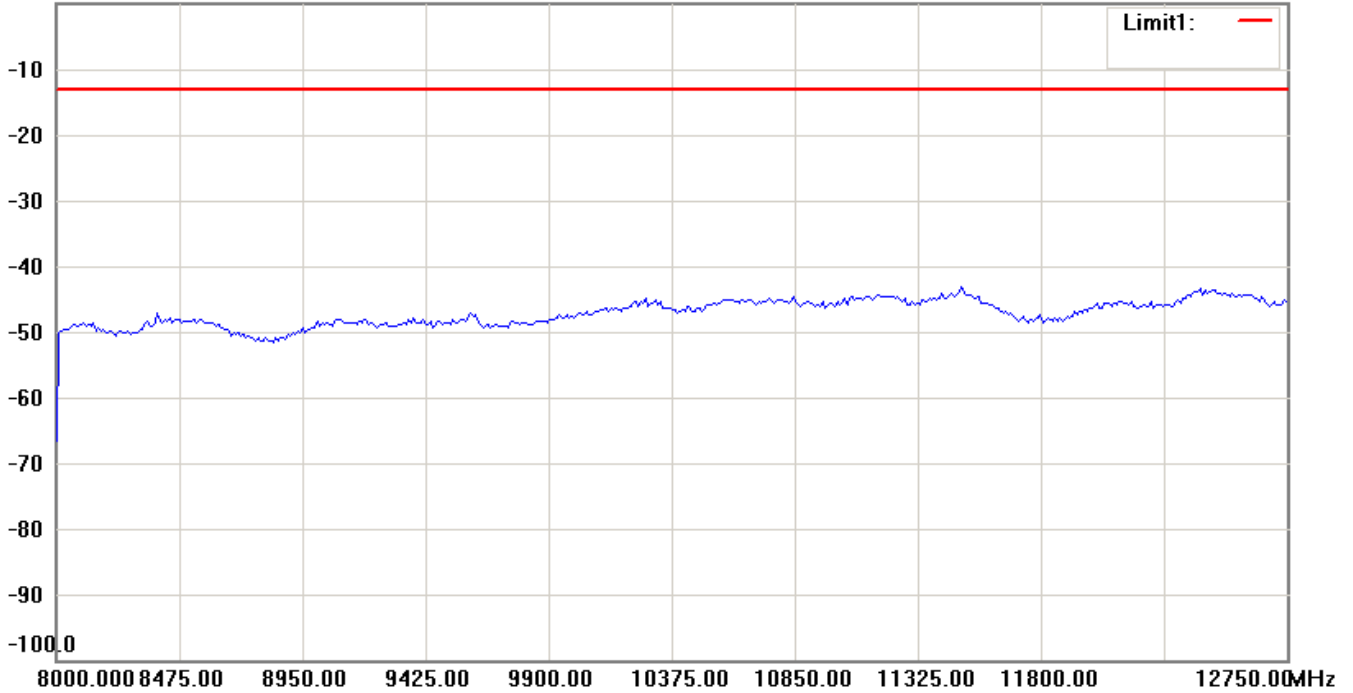


Worldwide Testing Services(Taiwan) Co., Ltd.

Report Number: W6M21308-13443-P-2224

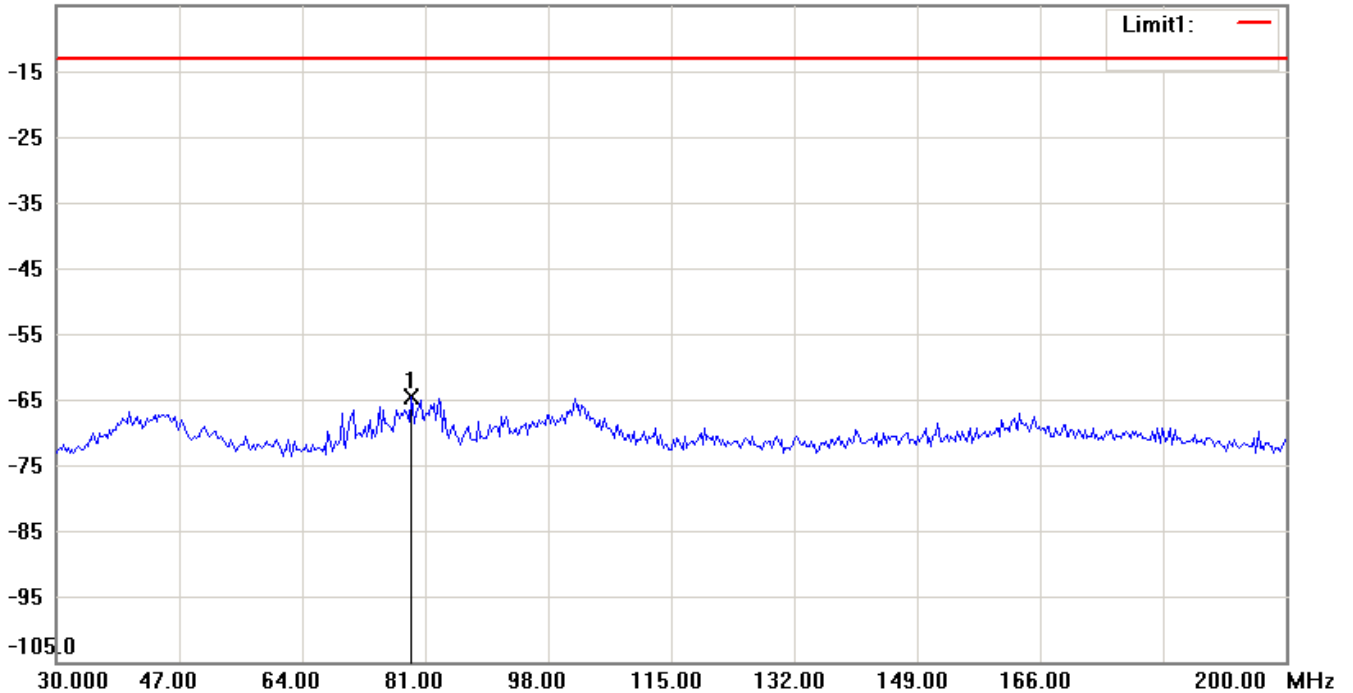
FCC ID: GX9MX

0.0 dBm



Antenna Polarization V

-5.0 dBm



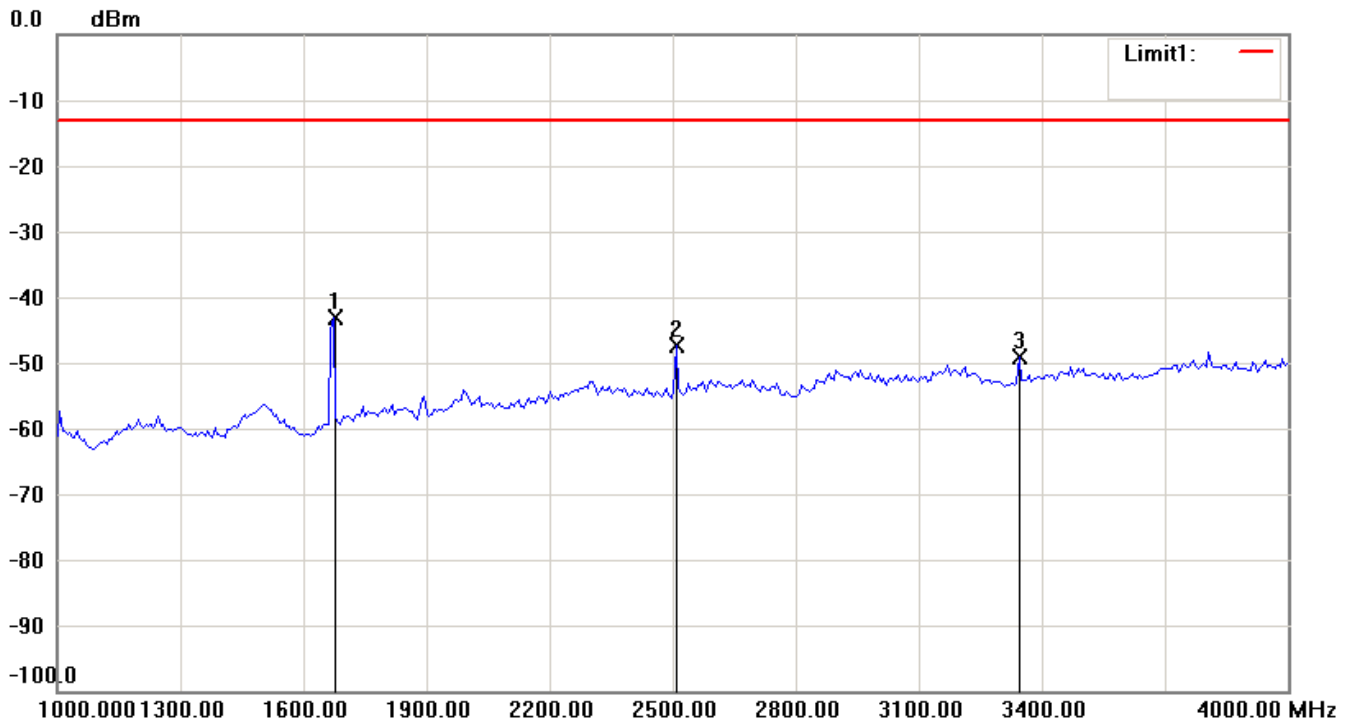
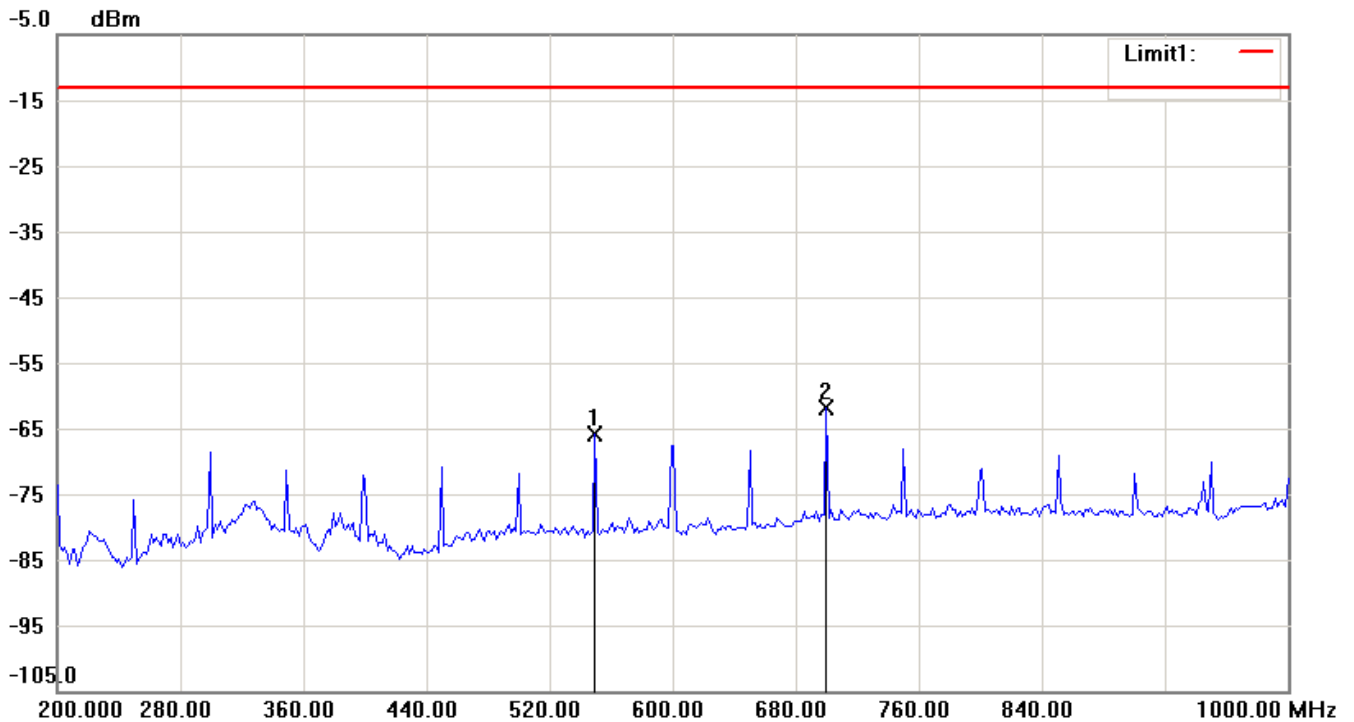
Note:

1. The attached measurement plots are preliminarily pre-scanned with peak detector for determining the final checking frequencies and are for reference only.
2. The some frequencies may exceed the limit line without the specified detectors, but that cannot present the results are failed to the specification of test standard.
3. For corrected test results are listed in the relevant table of radiated test data of this test report.




Report Number: W6M21308-13443-P-2224

FCC ID: GX9MX



Note:

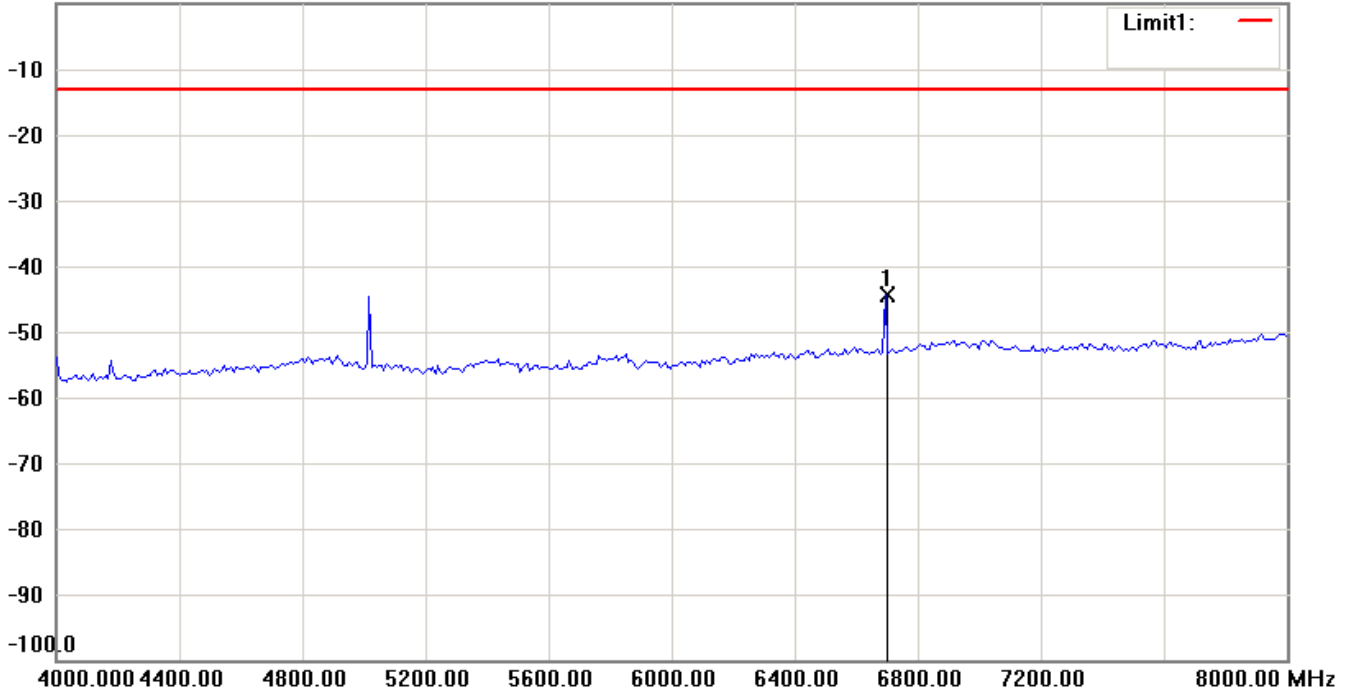
1. The attached measurement plots are preliminarily pre-scanned with peak detector for determining the final checking frequencies and are for reference only.
2. The some frequencies may exceed the limit line without the specified detectors, but that cannot present the results are failed to the specification of test standard.
3. For corrected test results are listed in the relevant table of radiated test data of this test report.



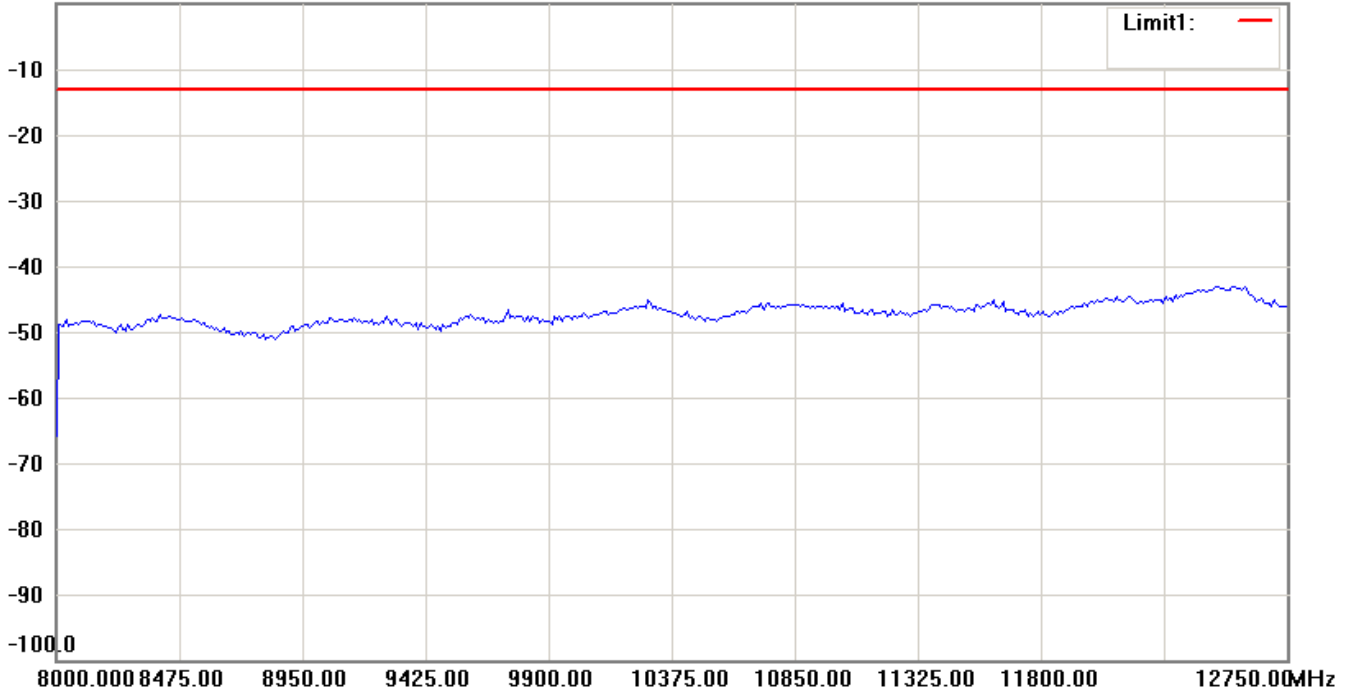
Report Number: W6M21308-13443-P-2224

FCC ID: GX9MX

0.0 dBm




0.0 dBm



Note:

1. The attached measurement plots are preliminarily pre-scanned with peak detector for determining the final checking frequencies and are for reference only.
2. The some frequencies may exceed the limit line without the specified detectors, but that cannot present the results are failed to the specification of test standard.
3. For corrected test results are listed in the relevant table of radiated test data of this test report.

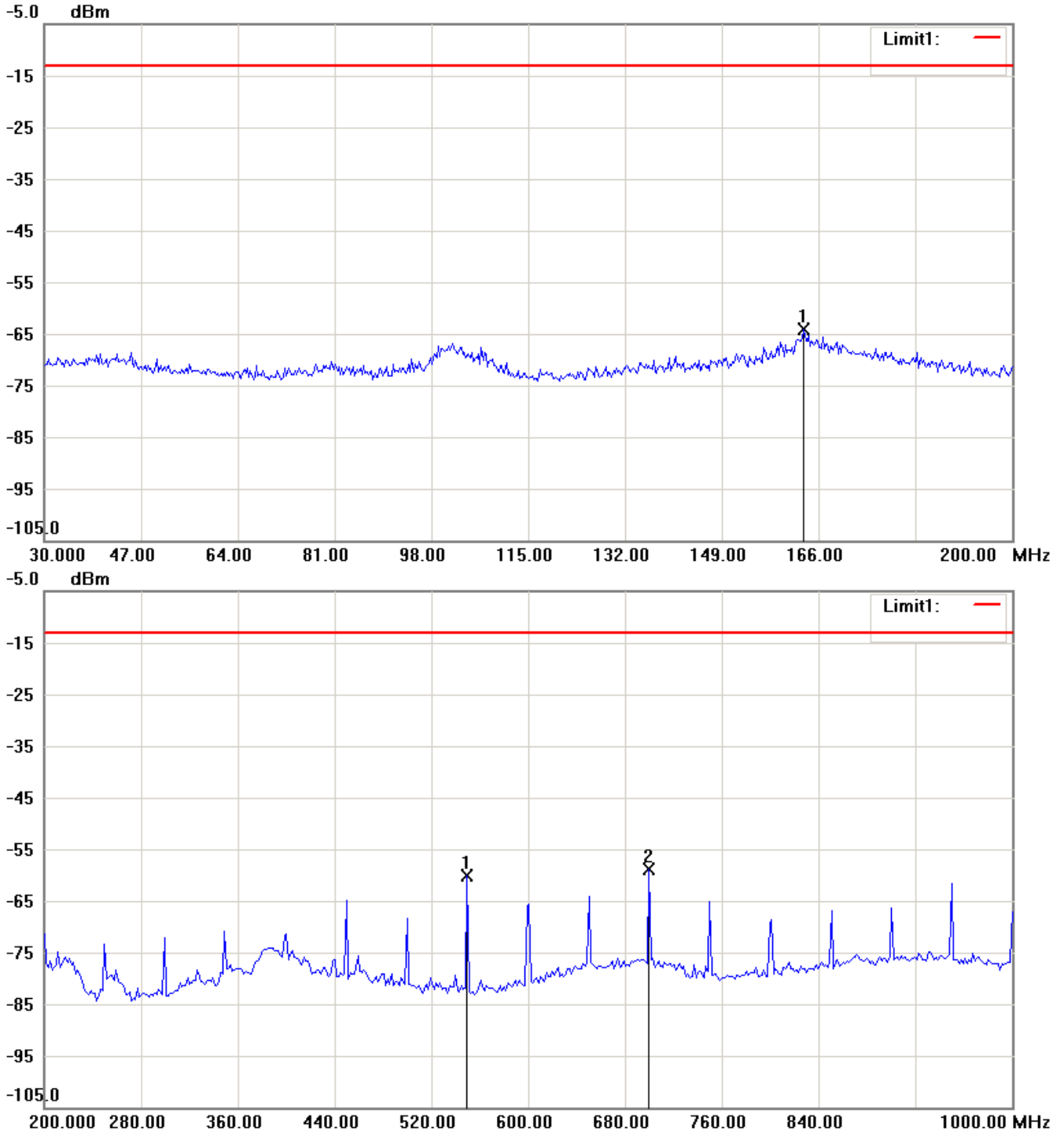


Report Number: W6M21308-13443-P-2224

FCC ID: GX9MX

850 band_ CH 251_7 V

Antenna Polarization H



Note:

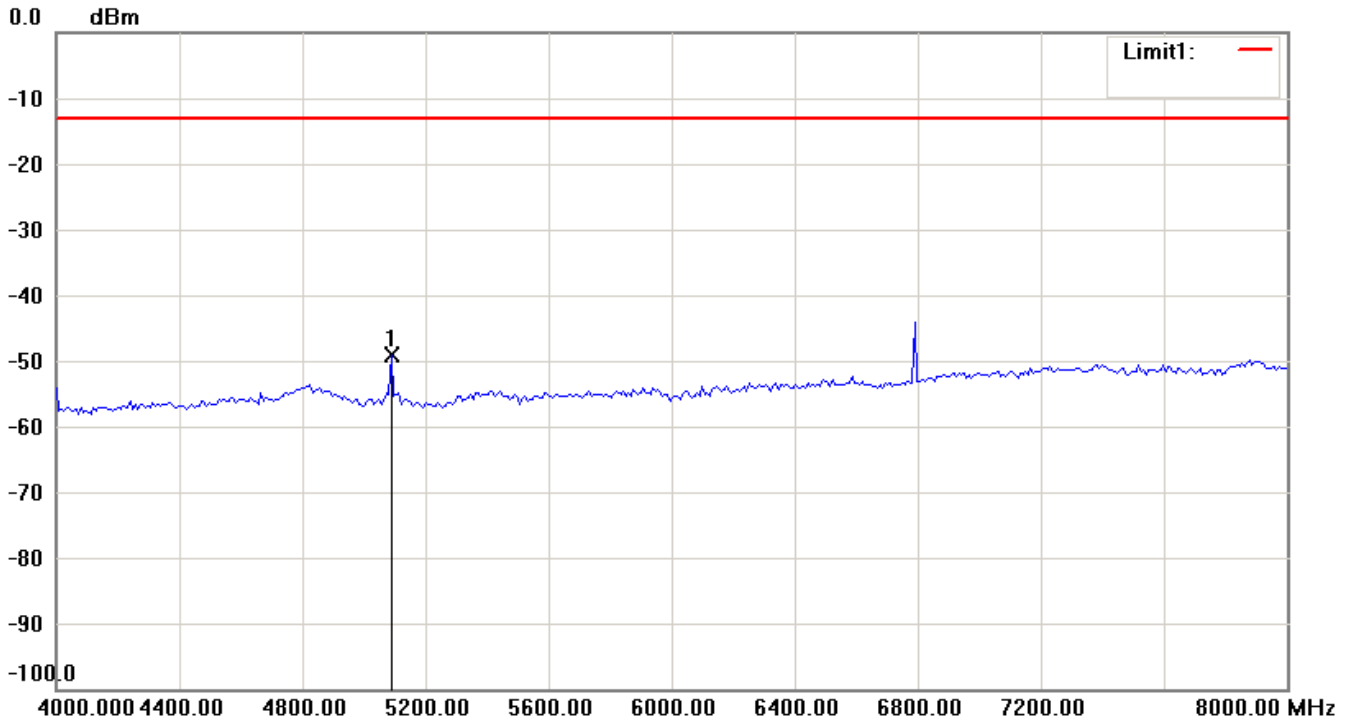
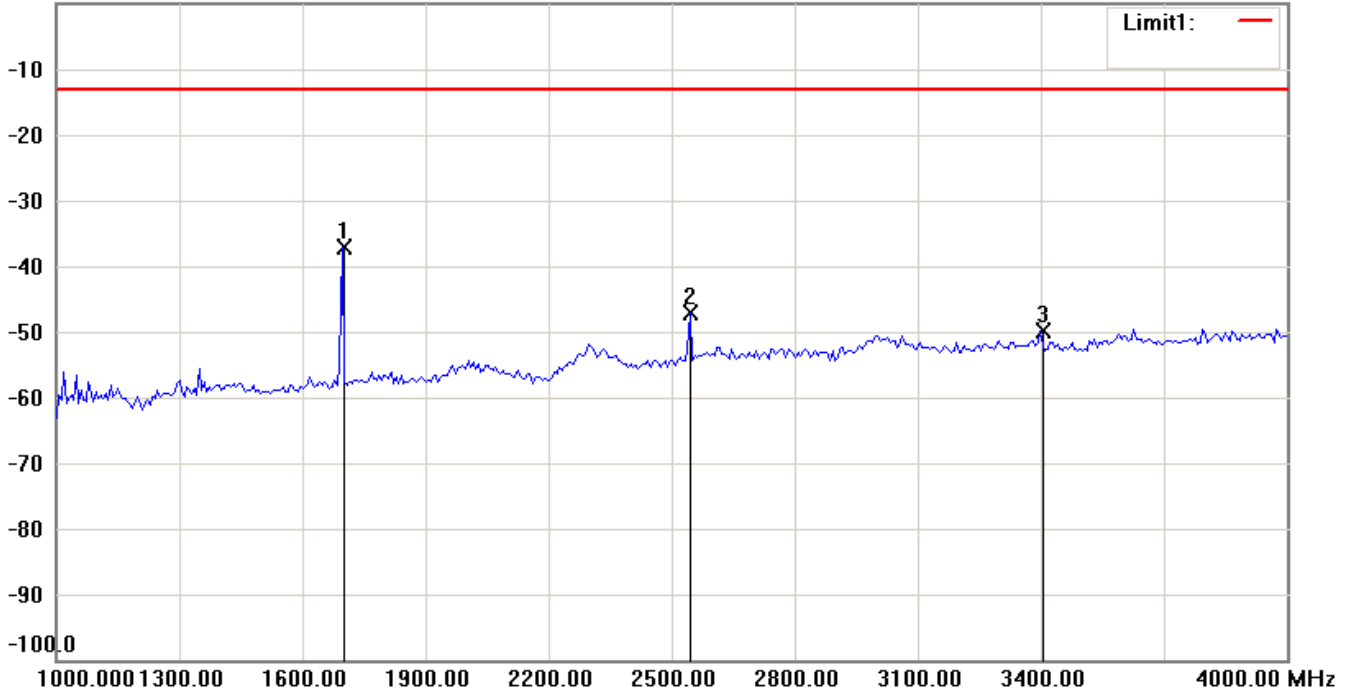
1. The attached measurement plots are preliminarily pre-scanned with peak detector for determining the final checking frequencies and are for reference only.
2. The some frequencies may exceed the limit line without the specified detectors, but that cannot present the results are failed to the specification of test standard.
3. For corrected test results are listed in the relevant table of radiated test data of this test report.



Report Number: W6M21308-13443-P-2224

FCC ID: GX9MX

0.0 dBm



Note:

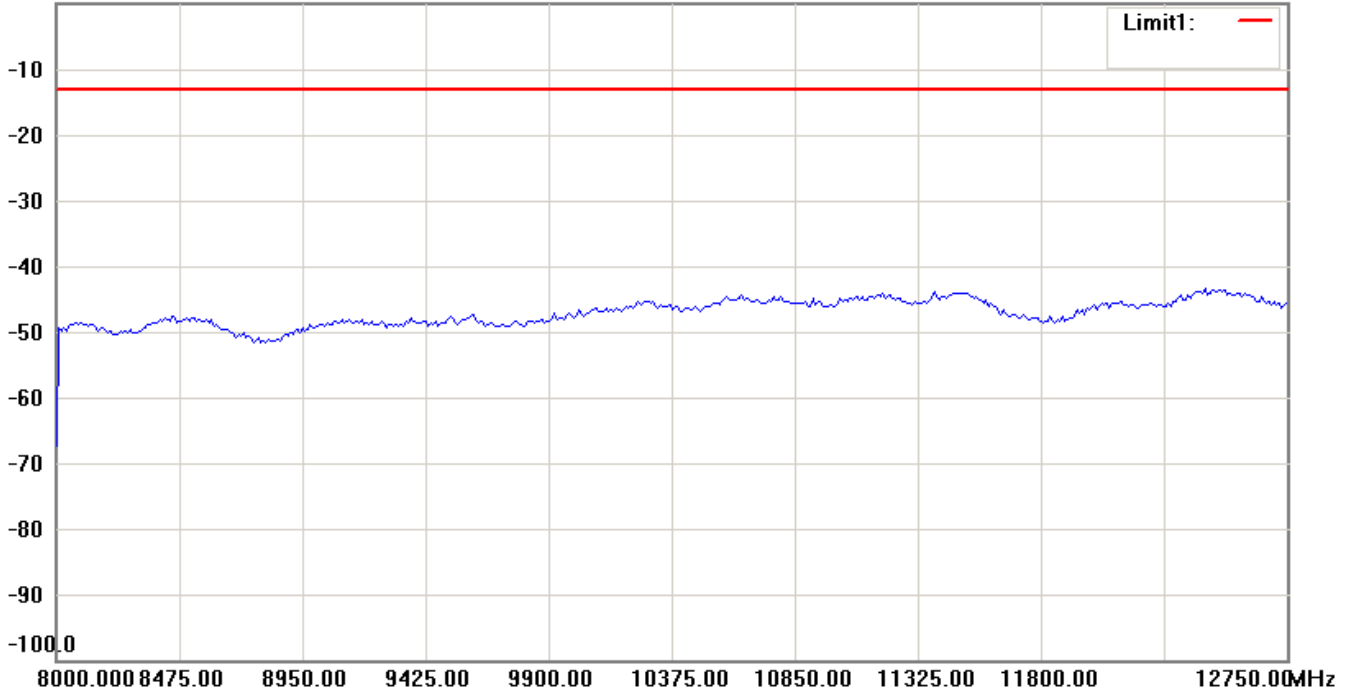
1. The attached measurement plots are preliminarily pre-scanned with peak detector for determining the final checking frequencies and are for reference only.
2. The some frequencies may exceed the limit line without the specified detectors, but that cannot present the results are failed to the specification of test standard.
3. For corrected test results are listed in the relevant table of radiated test data of this test report.



Report Number: W6M21308-13443-P-2224

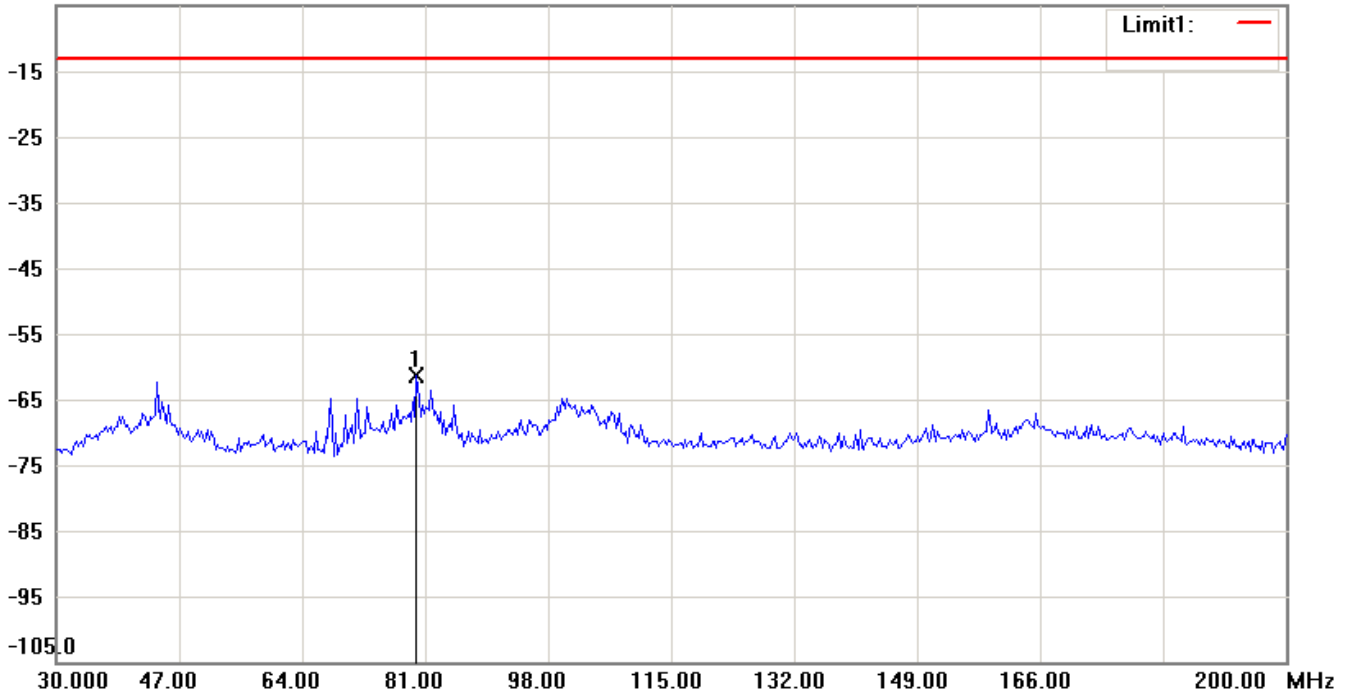
FCC ID: GX9MX

0.0 dBm



Antenna Polarization V

-5.0 dBm



Note:

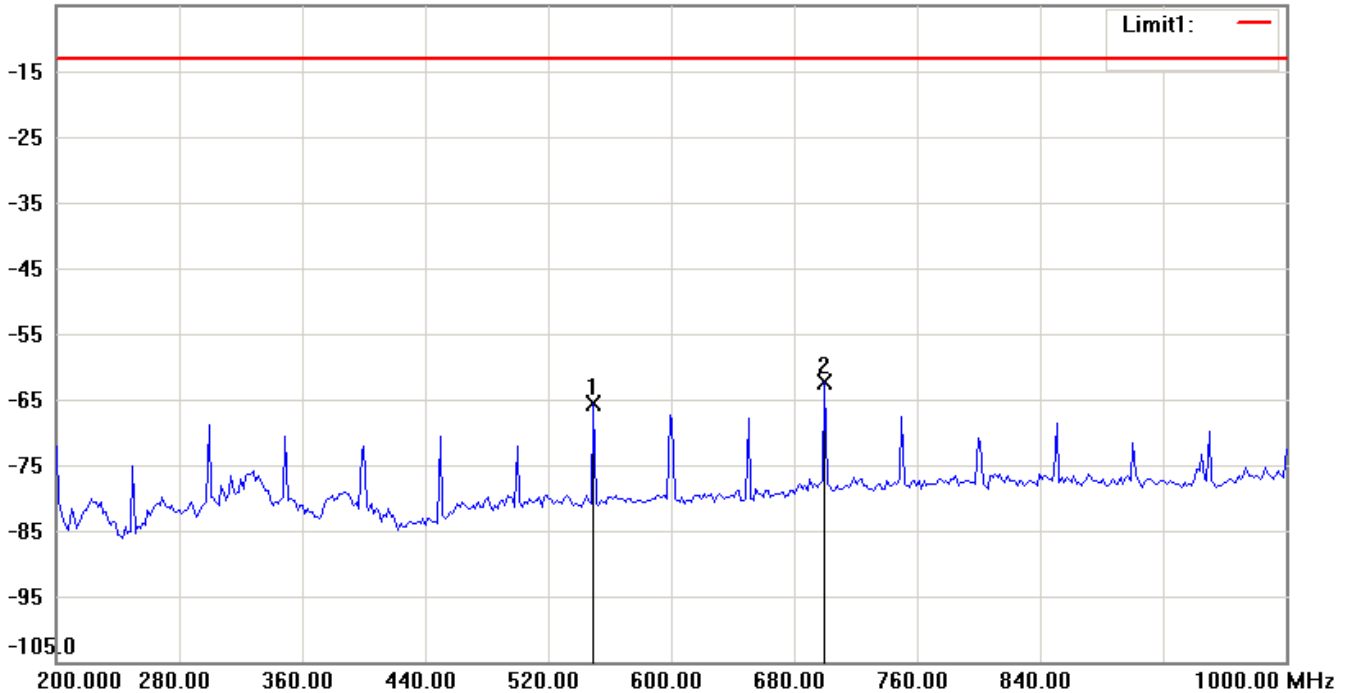
1. The attached measurement plots are preliminarily pre-scanned with peak detector for determining the final checking frequencies and are for reference only.
2. The some frequencies may exceed the limit line without the specified detectors, but that cannot present the results are failed to the specification of test standard.
3. For corrected test results are listed in the relevant table of radiated test data of this test report.



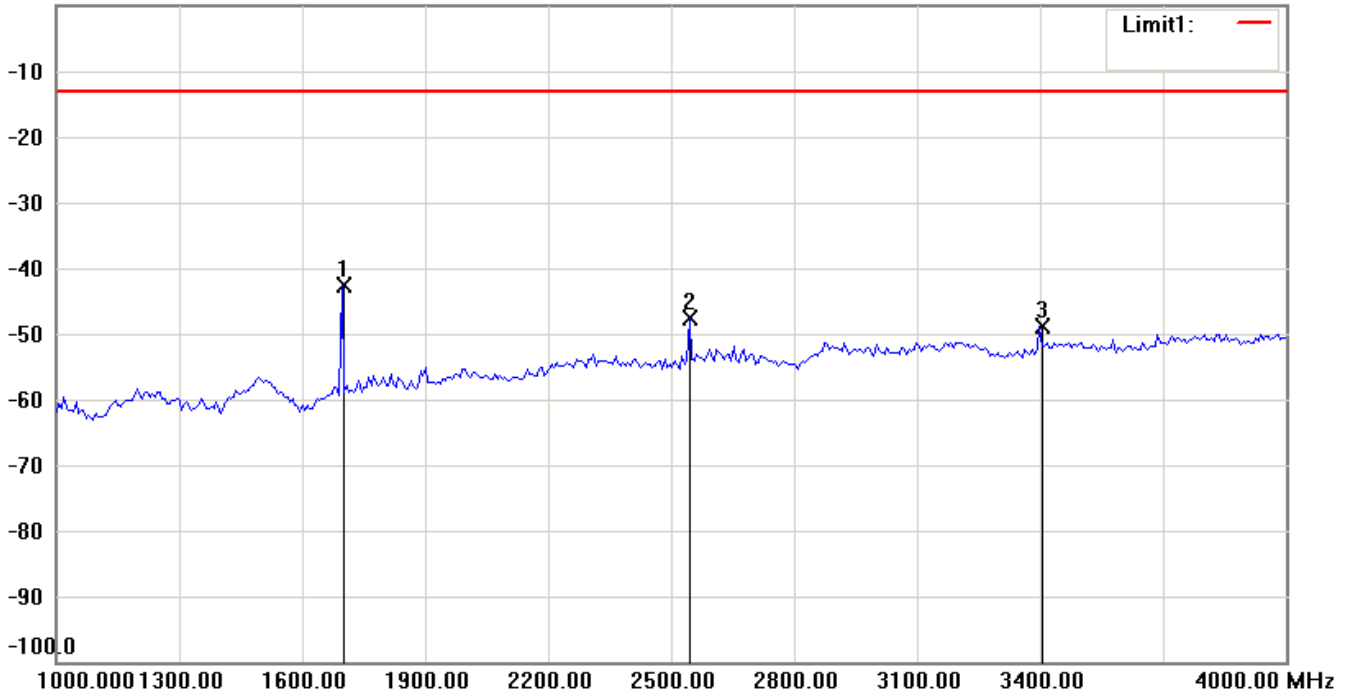
Report Number: W6M21308-13443-P-2224

FCC ID: GX9MX

-5.0 dBm



0.0 dBm



Note:

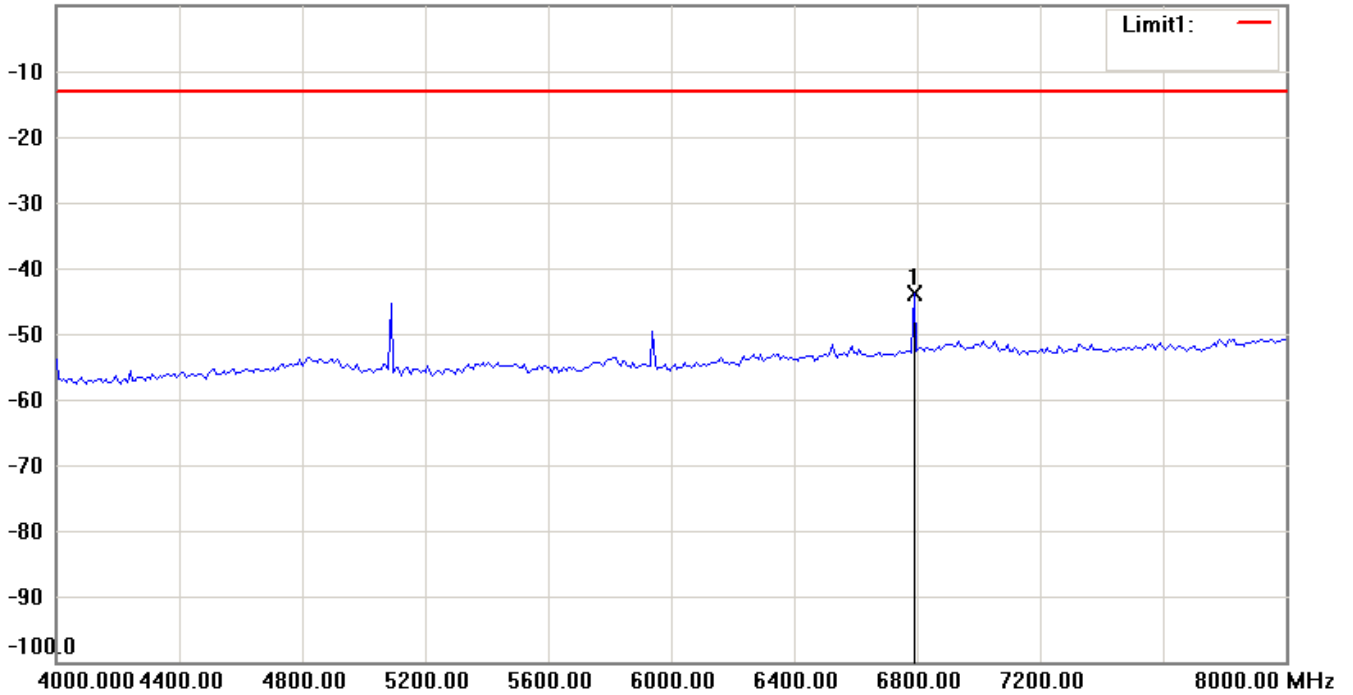
1. The attached measurement plots are preliminarily pre-scanned with peak detector for determining the final checking frequencies and are for reference only.
2. The some frequencies may exceed the limit line without the specified detectors, but that cannot present the results are failed to the specification of test standard.
3. For corrected test results are listed in the relevant table of radiated test data of this test report.



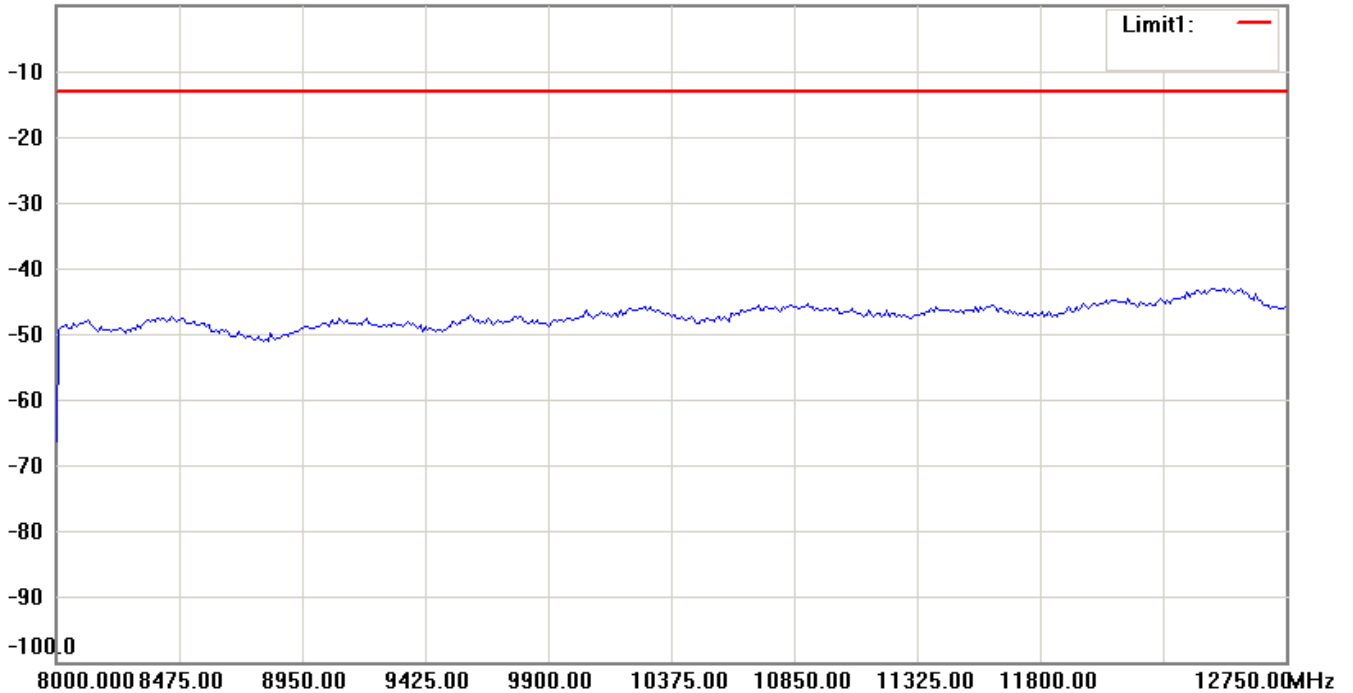
Report Number: W6M21308-13443-P-2224

FCC ID: GX9MX

0.0 dBm




0.0 dBm



Note:

1. The attached measurement plots are preliminarily pre-scanned with peak detector for determining the final checking frequencies and are for reference only.
2. The some frequencies may exceed the limit line without the specified detectors, but that cannot present the results are failed to the specification of test standard.
3. For corrected test results are listed in the relevant table of radiated test data of this test report.

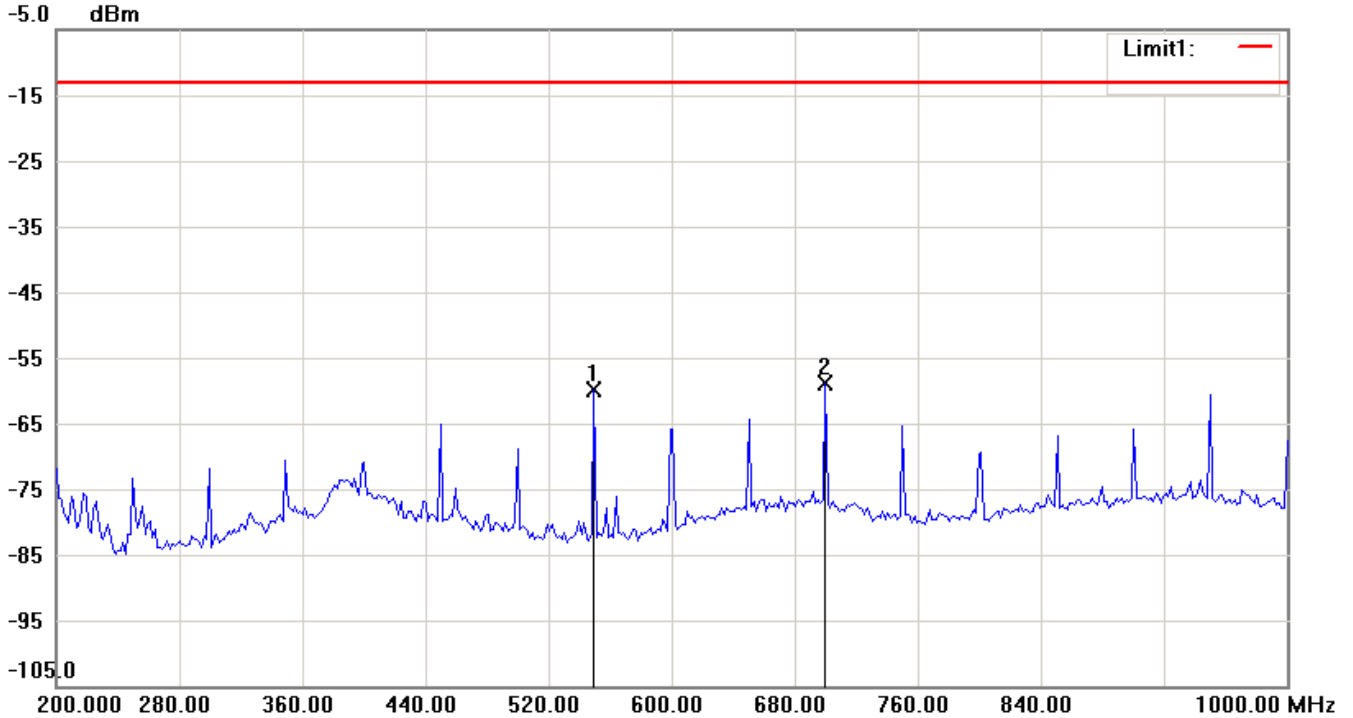
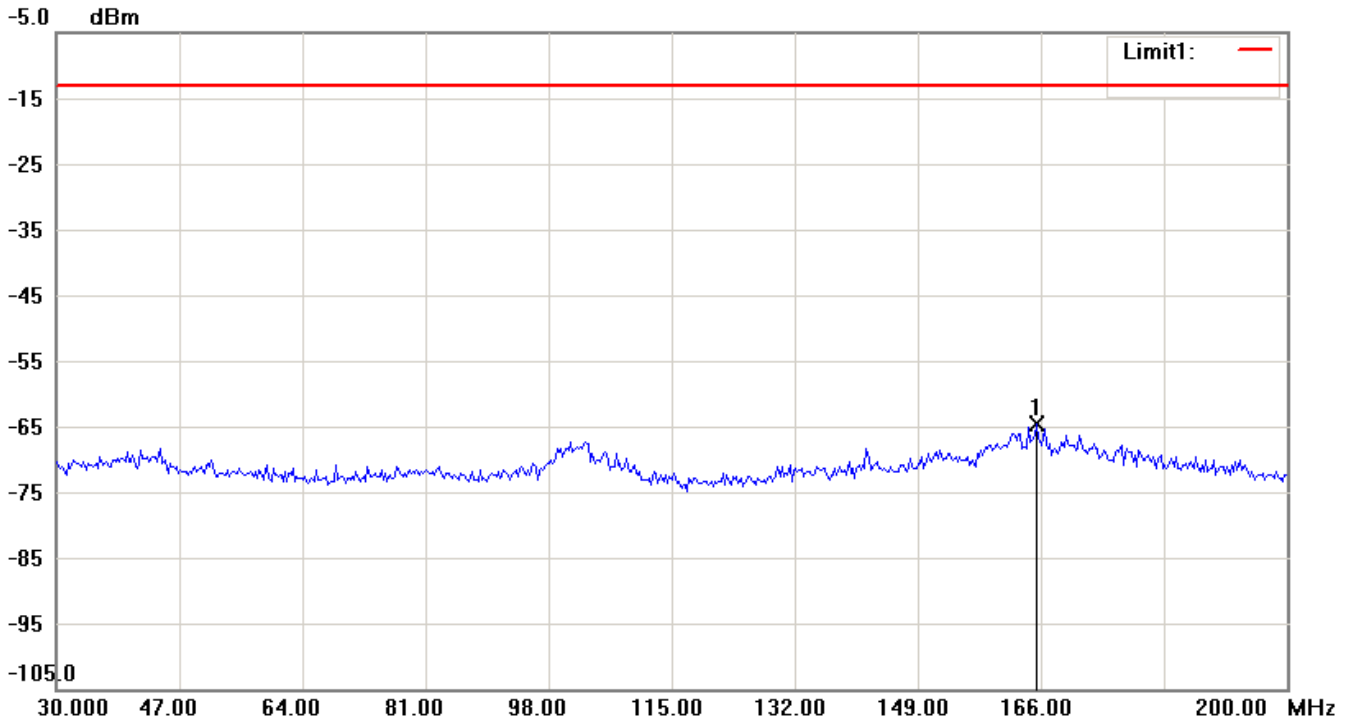


Report Number: W6M21308-13443-P-2224

FCC ID: GX9MX

850 band_ CH 251_7.92 V

Antenna Polarization H



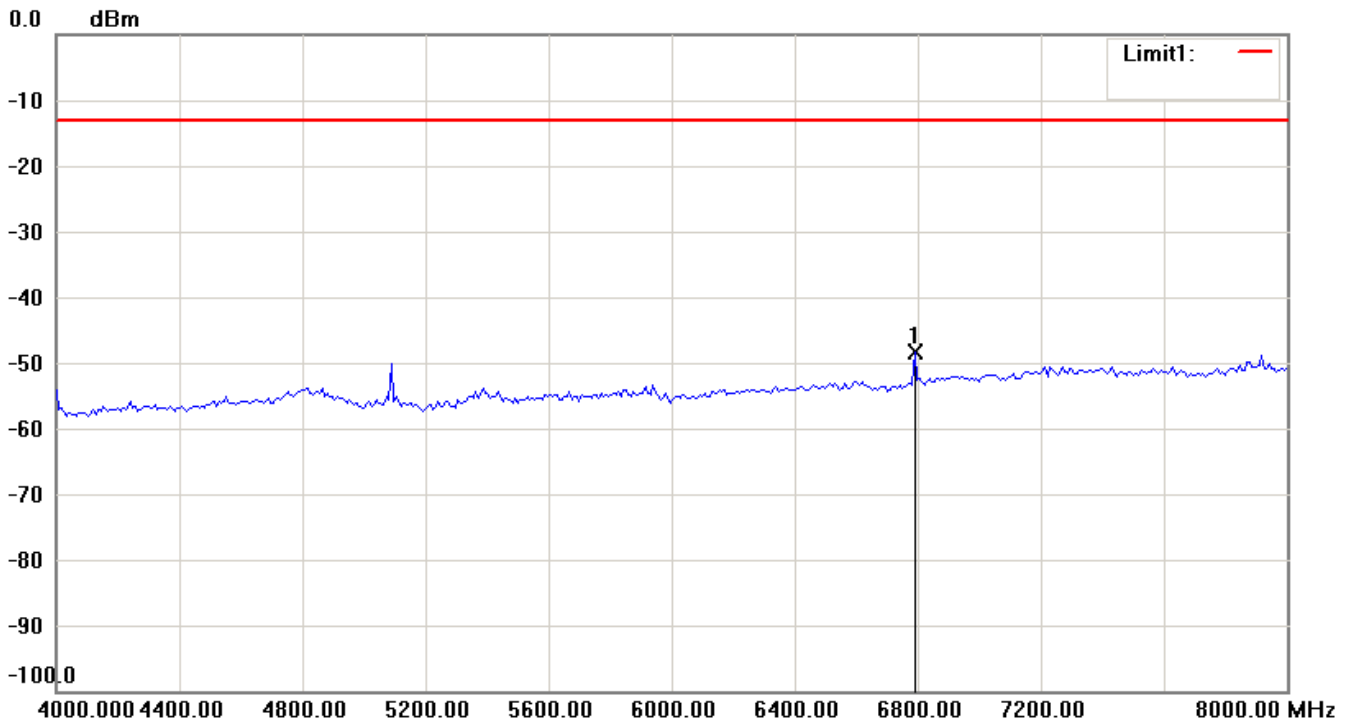
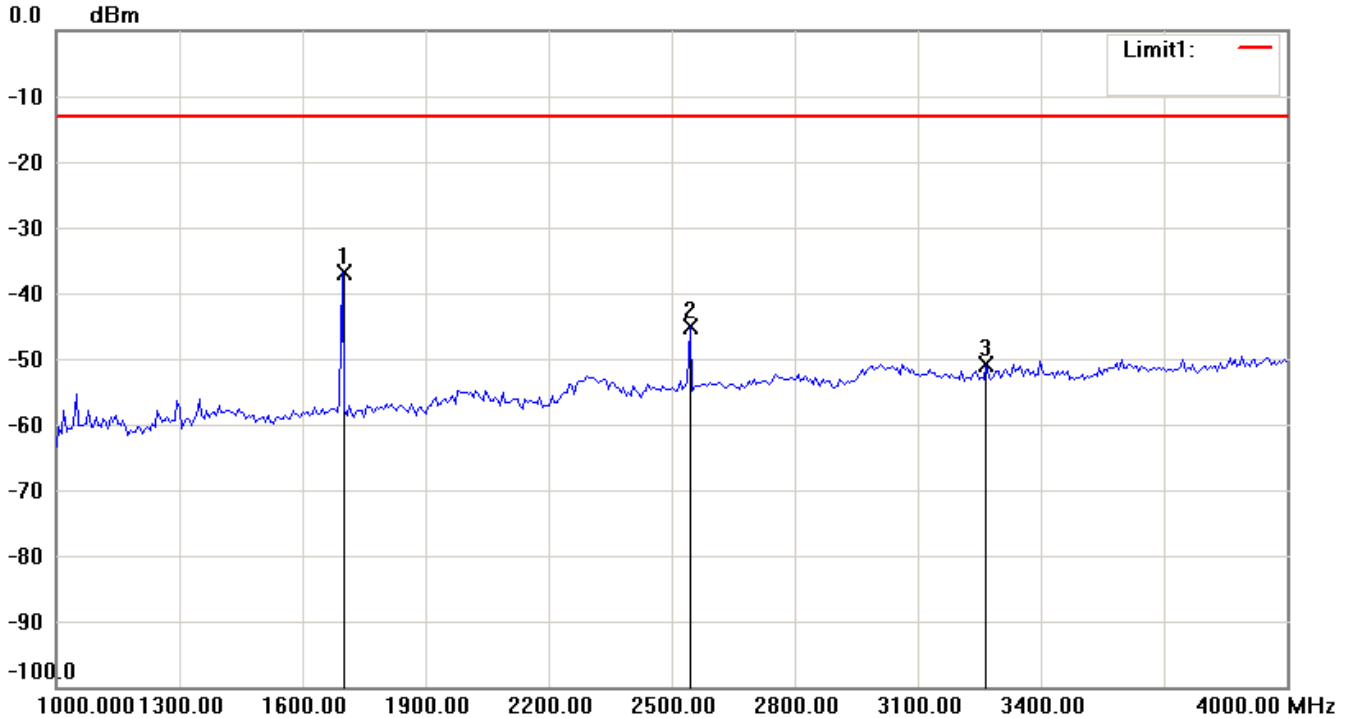
Note:

1. The attached measurement plots are preliminarily pre-scanned with peak detector for determining the final checking frequencies and are for reference only.
2. The some frequencies may exceed the limit line without the specified detectors, but that cannot present the results are failed to the specification of test standard.
3. For corrected test results are listed in the relevant table of radiated test data of this test report.



Report Number: W6M21308-13443-P-2224

FCC ID: GX9MX



Note:

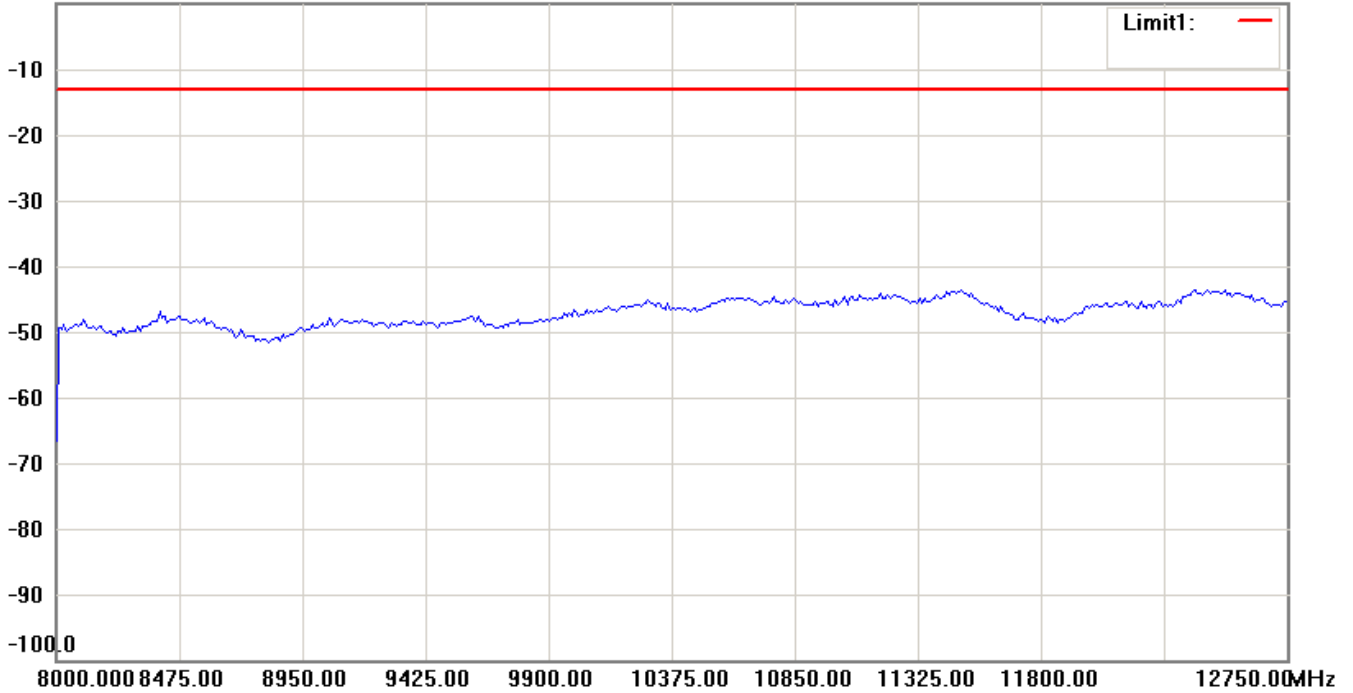
1. The attached measurement plots are preliminarily pre-scanned with peak detector for determining the final checking frequencies and are for reference only.
2. The some frequencies may exceed the limit line without the specified detectors, but that cannot present the results are failed to the specification of test standard.
3. For corrected test results are listed in the relevant table of radiated test data of this test report.



Report Number: W6M21308-13443-P-2224

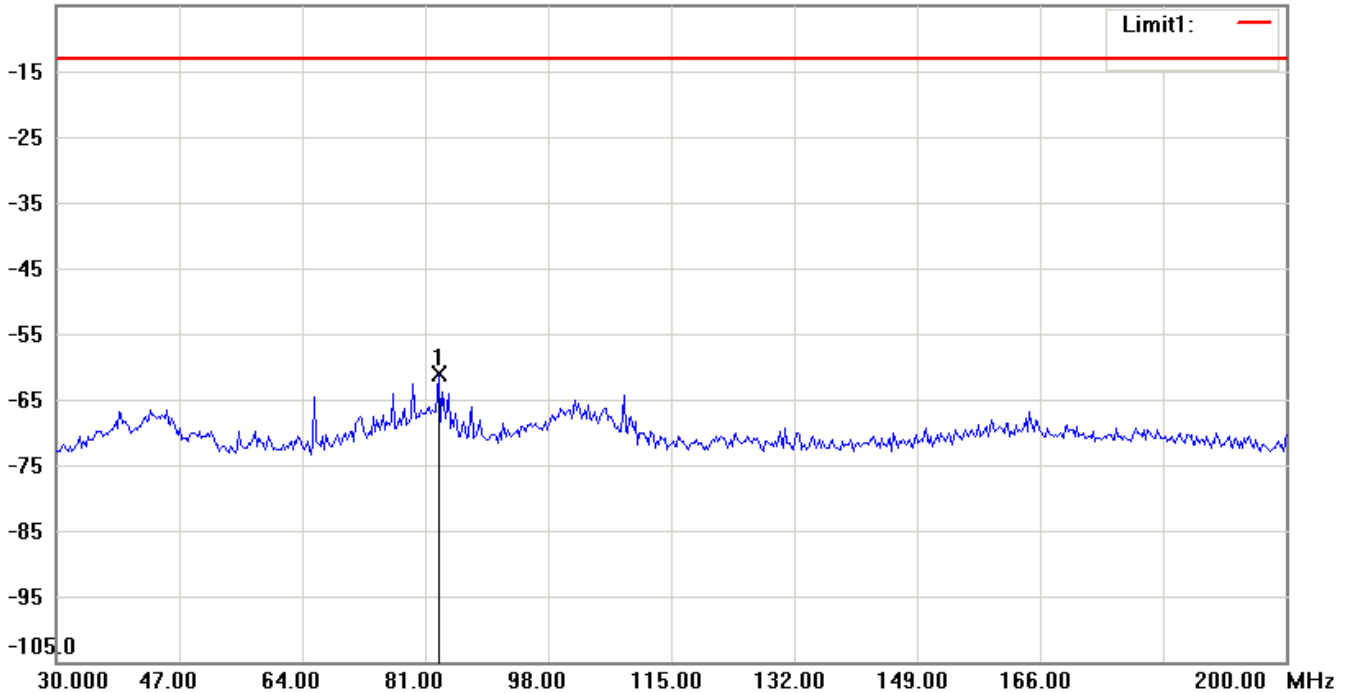
FCC ID: GX9MX

0.0 dBm



Antenna Polarization V

-5.0 dBm



Note:

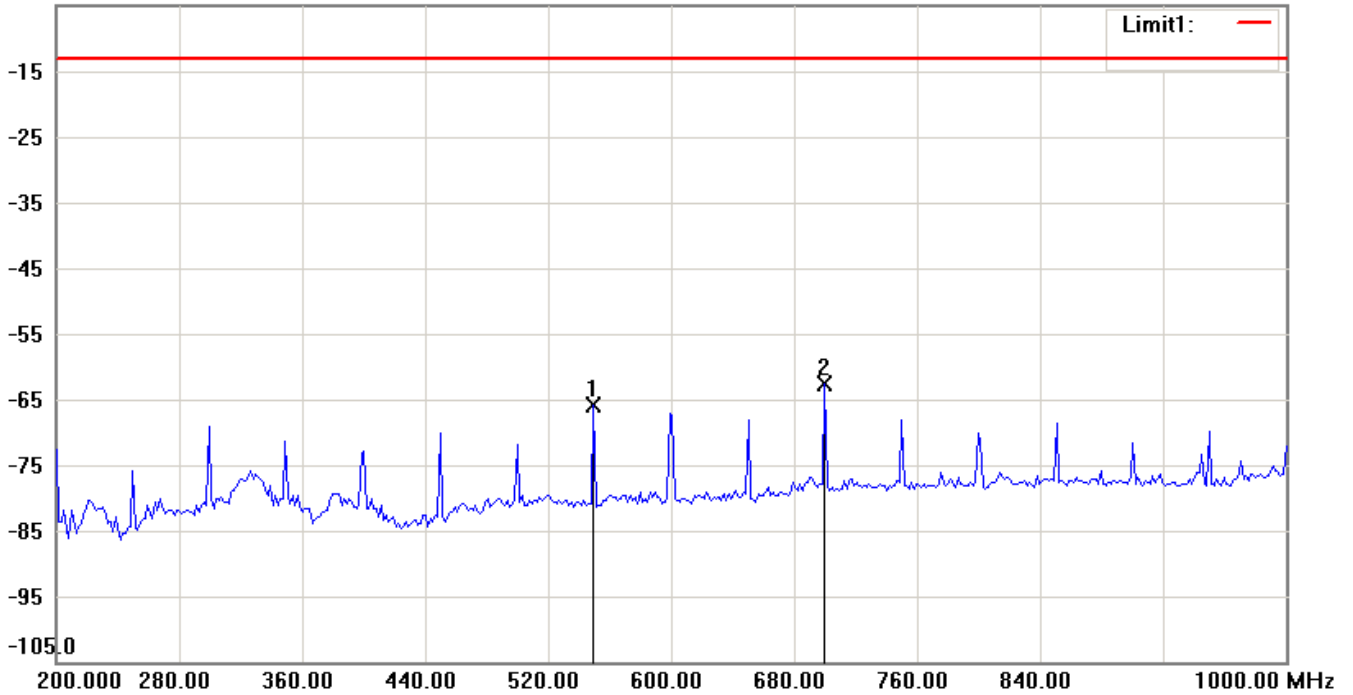
1. The attached measurement plots are preliminarily pre-scanned with peak detector for determining the final checking frequencies and are for reference only.
2. The some frequencies may exceed the limit line without the specified detectors, but that cannot present the results are failed to the specification of test standard.
3. For corrected test results are listed in the relevant table of radiated test data of this test report.



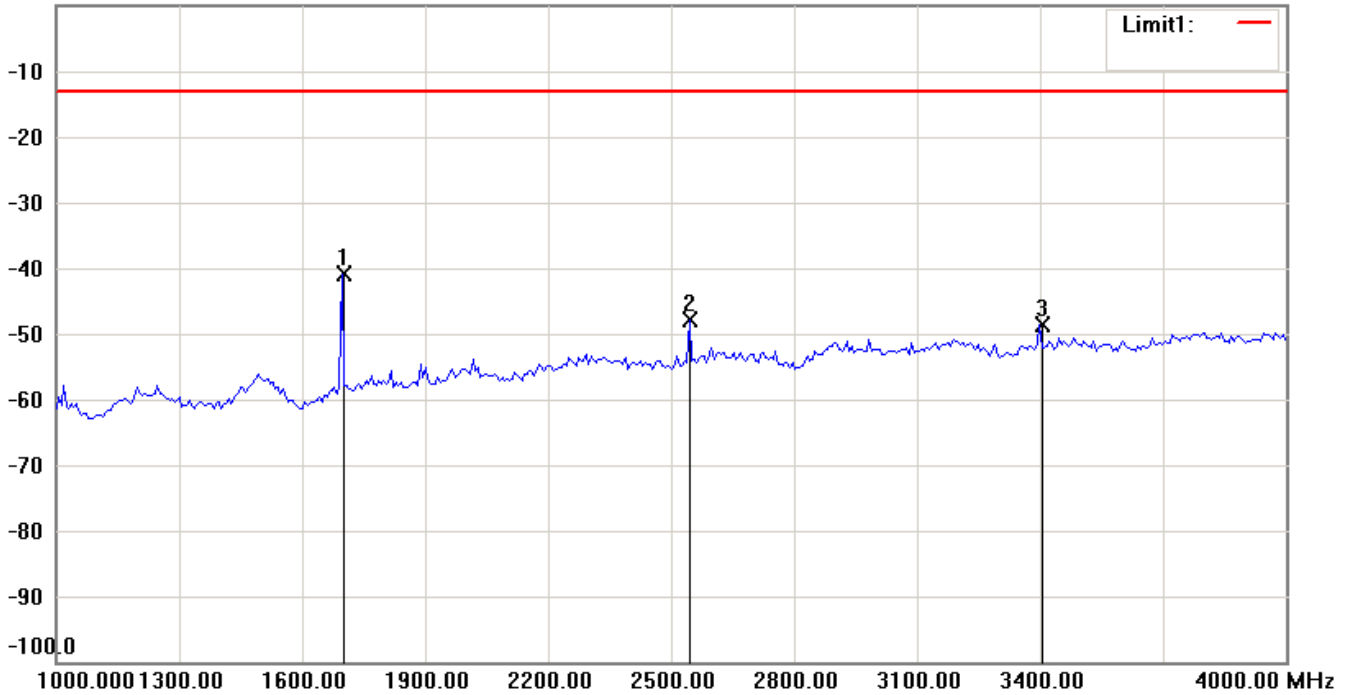
Report Number: W6M21308-13443-P-2224

FCC ID: GX9MX

-5.0 dBm



0.0 dBm



Note:

1. The attached measurement plots are preliminarily pre-scanned with peak detector for determining the final checking frequencies and are for reference only.
2. The some frequencies may exceed the limit line without the specified detectors, but that cannot present the results are failed to the specification of test standard.
3. For corrected test results are listed in the relevant table of radiated test data of this test report.

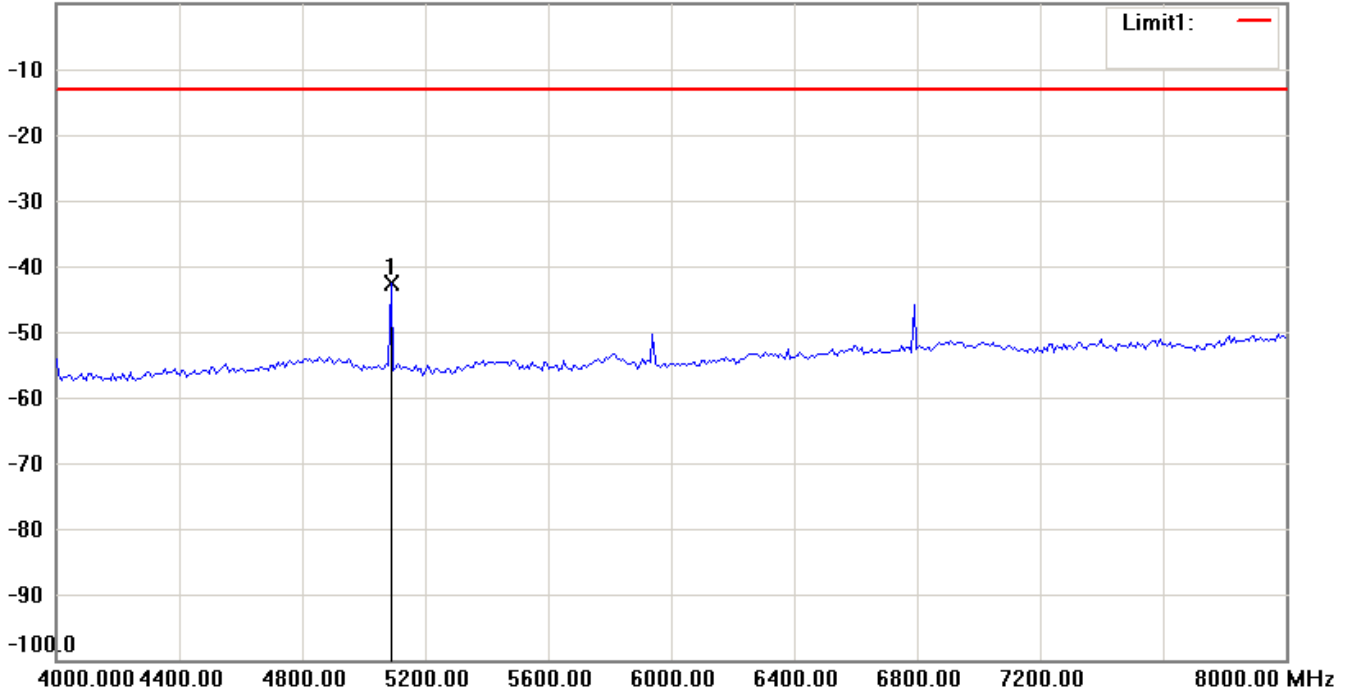


Worldwide Testing Services(Taiwan) Co., Ltd.

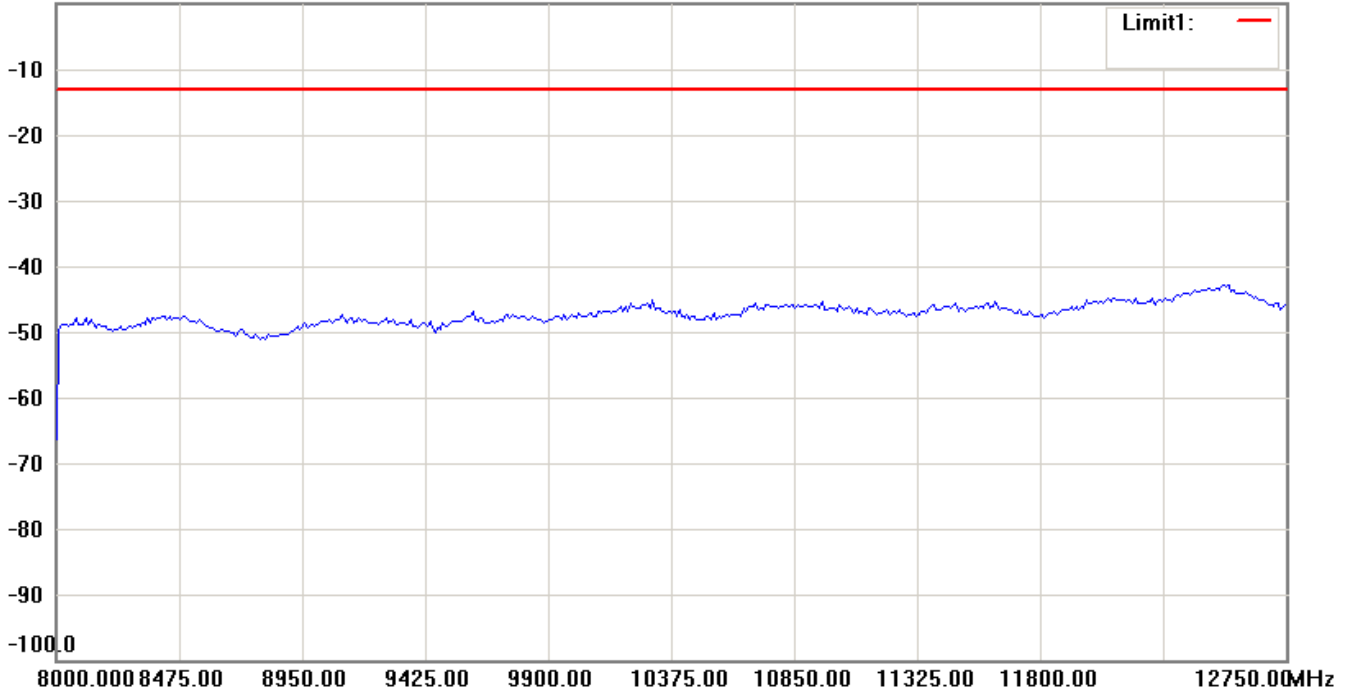
Report Number: W6M21308-13443-P-2224

FCC ID: GX9MX

0.0 dBm



0.0 dBm



Note:

1. The attached measurement plots are preliminarily pre-scanned with peak detector for determining the final checking frequencies and are for reference only.
2. The some frequencies may exceed the limit line without the specified detectors, but that cannot present the results are failed to the specification of test standard.
3. For corrected test results are listed in the relevant table of radiated test data of this test report.

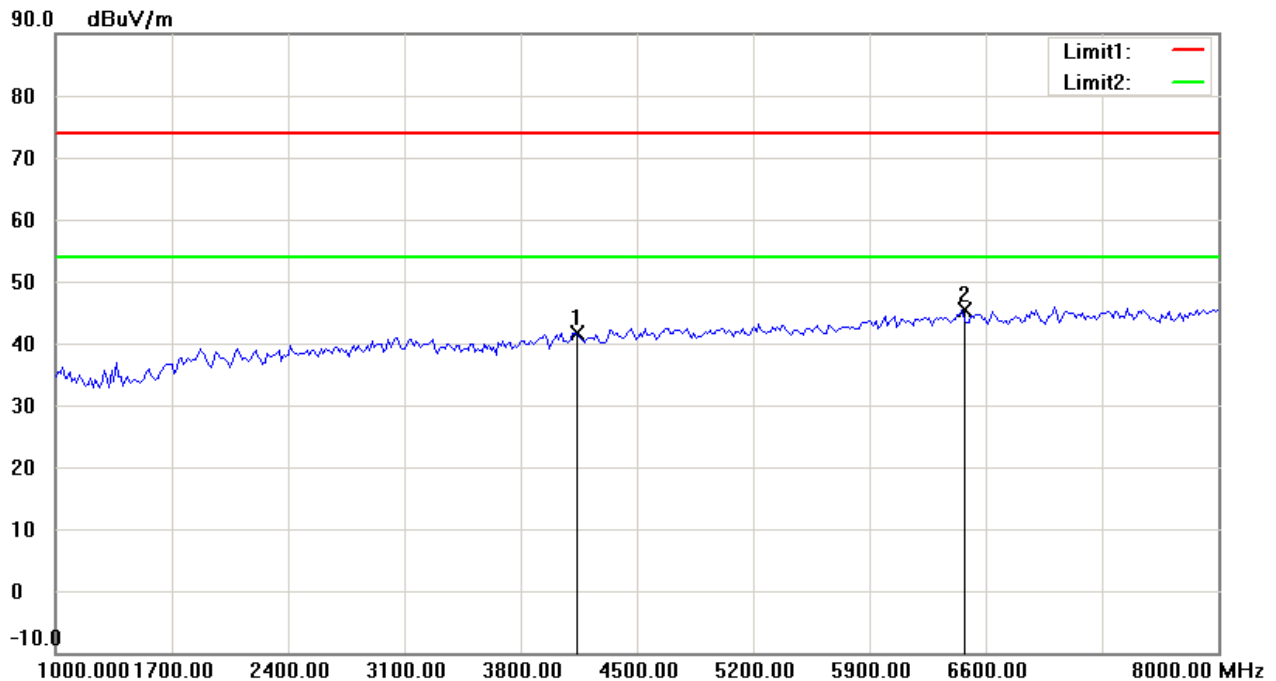
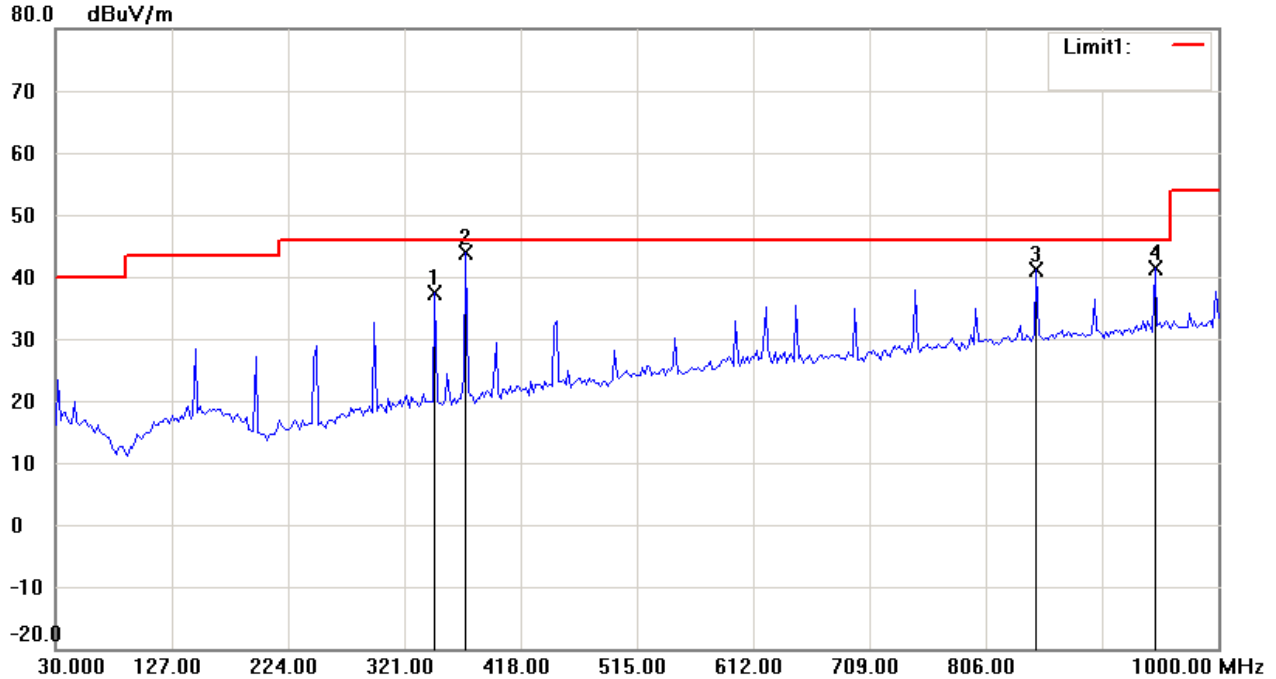


Report Number: W6M21308-13443-P-2224

FCC ID: GX9MX

850 band_Idle Mode_7 V

Antenna Polarization H



Up Line: Peak Limit Line Down Line: Ave Limit Line

Note:

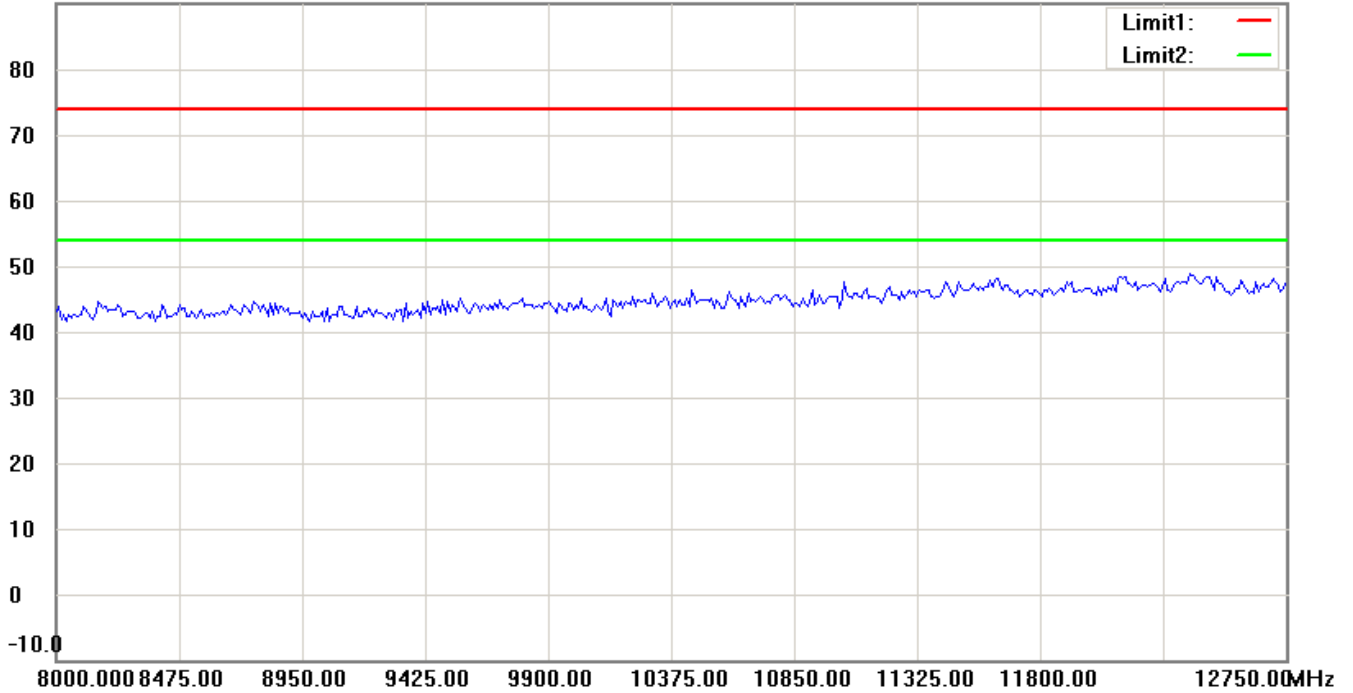
1. The attached measurement plots are preliminarily pre-scanned with peak detector for determining the final checking frequencies and are for reference only.
2. The some frequencies may exceed the limit line without the specified detectors, but that cannot present the results are failed to the specification of test standard.
3. For corrected test results are listed in the relevant table of radiated test data of this test report.



Report Number: W6M21308-13443-P-2224

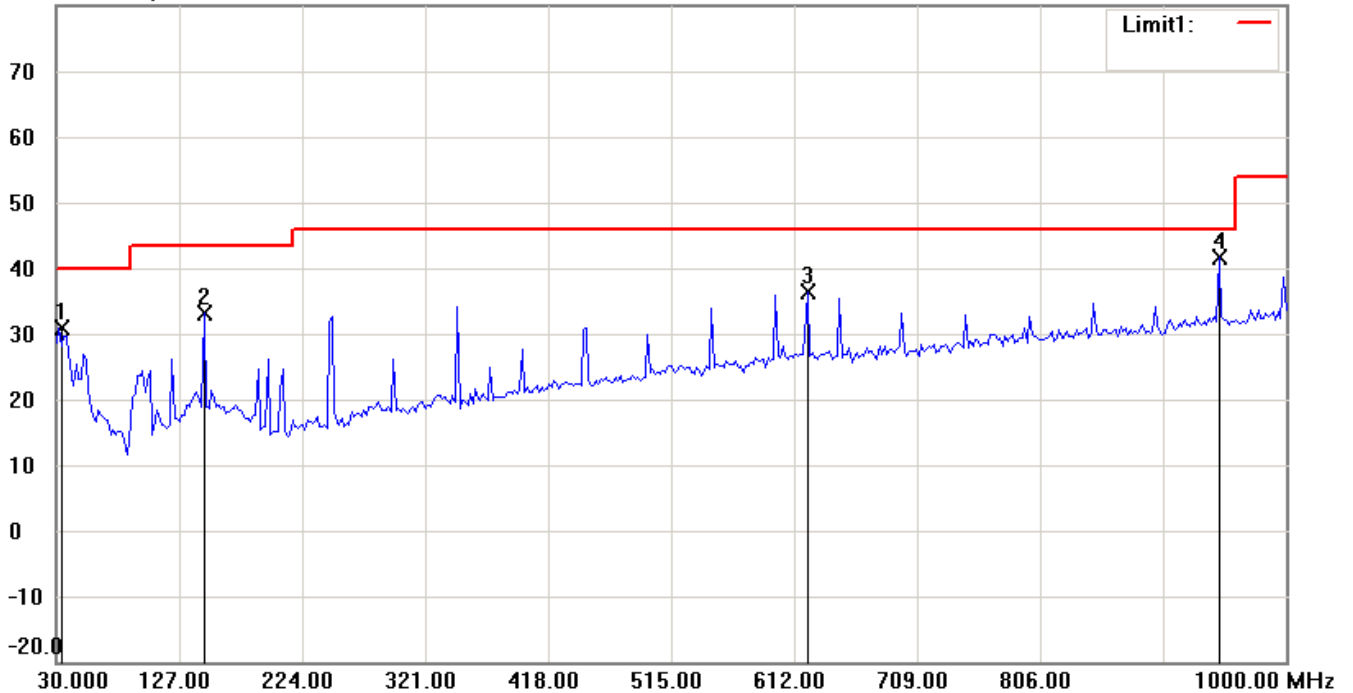
FCC ID: GX9MX

90.0 dBuV/m



Antenna Polarization V


80.0 dBuV/m



Up Line: Peak Limit Line Down Line: Ave Limit Line

Note:

1. The attached measurement plots are preliminarily pre-scanned with peak detector for determining the final checking frequencies and are for reference only.
2. The some frequencies may exceed the limit line without the specified detectors, but that cannot present the results are failed to the specification of test standard.
3. For corrected test results are listed in the relevant table of radiated test data of this test report.

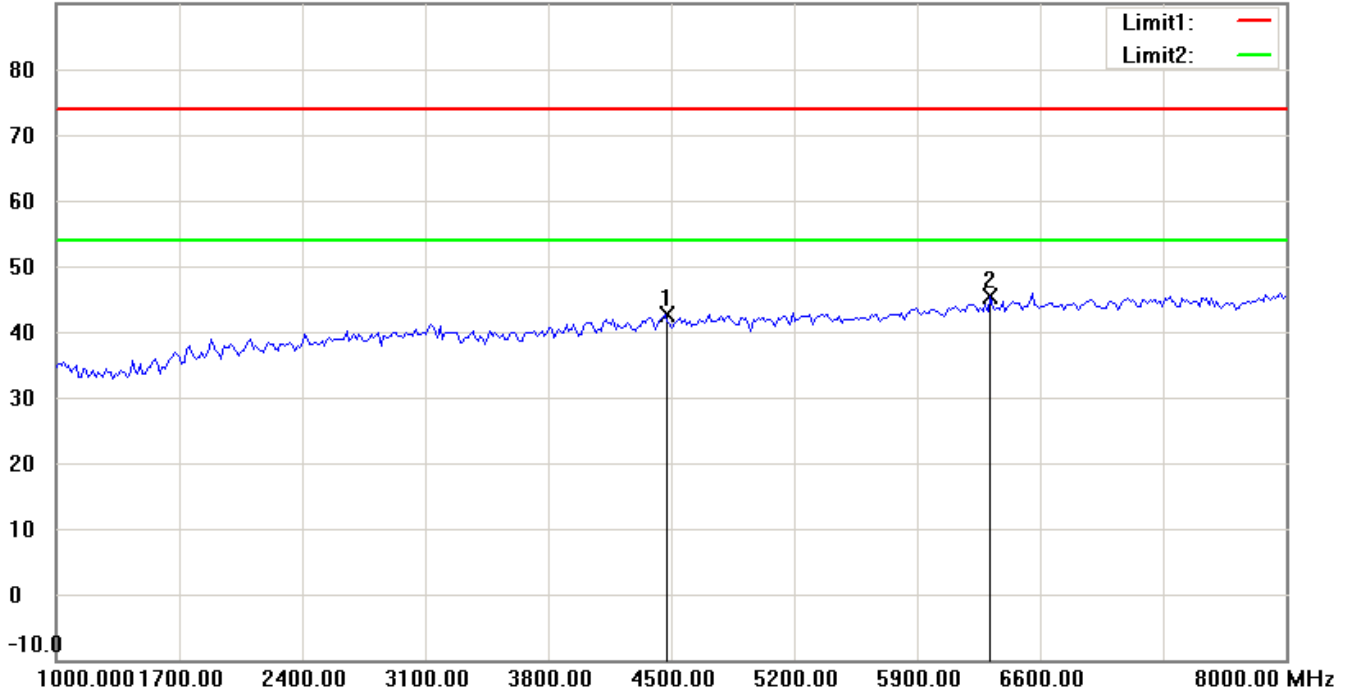


Worldwide Testing Services(Taiwan) Co., Ltd.

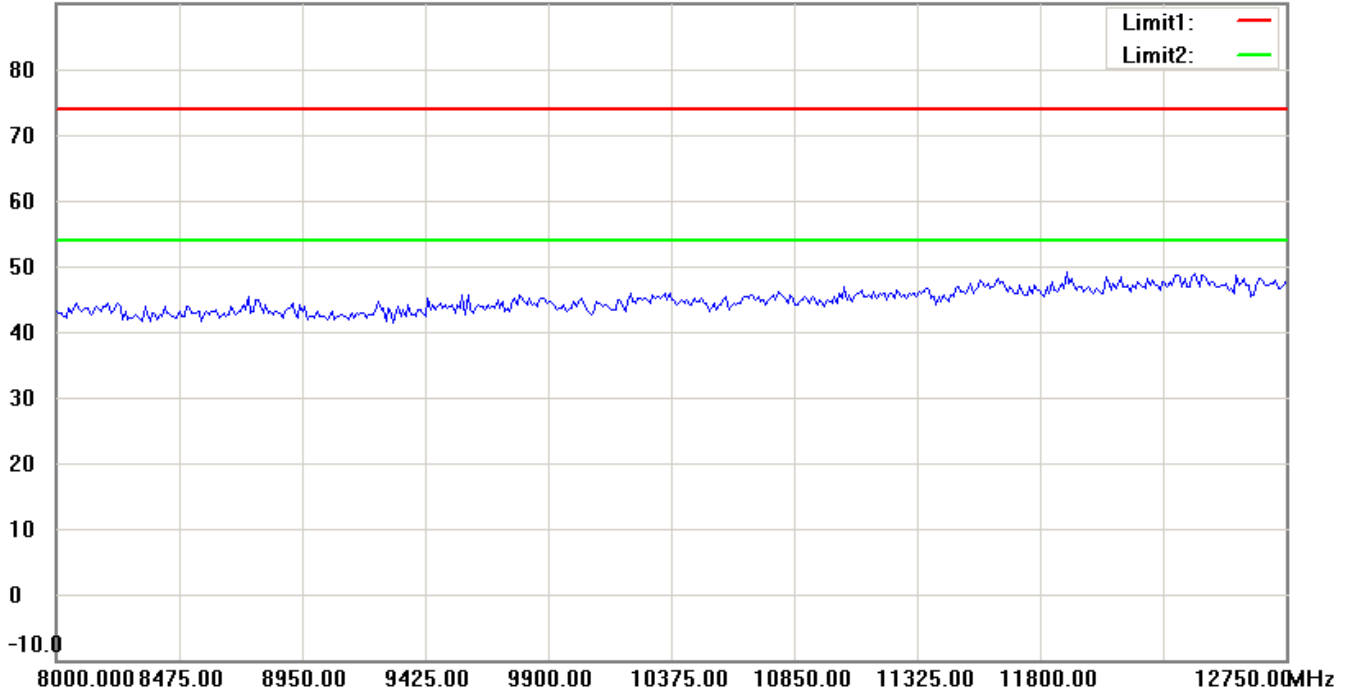
Report Number: W6M21308-13443-P-2224

FCC ID: GX9MX

90.0 dBuV/m



90.0 dBuV/m



Up Line: Peak Limit Line Down Line: Ave Limit Line

Note:

1. The attached measurement plots are preliminarily pre-scanned with peak detector for determining the final checking frequencies and are for reference only.
2. The some frequencies may exceed the limit line without the specified detectors, but that cannot present the results are failed to the specification of test standard.
3. For corrected test results are listed in the relevant table of radiated test data of this test report.

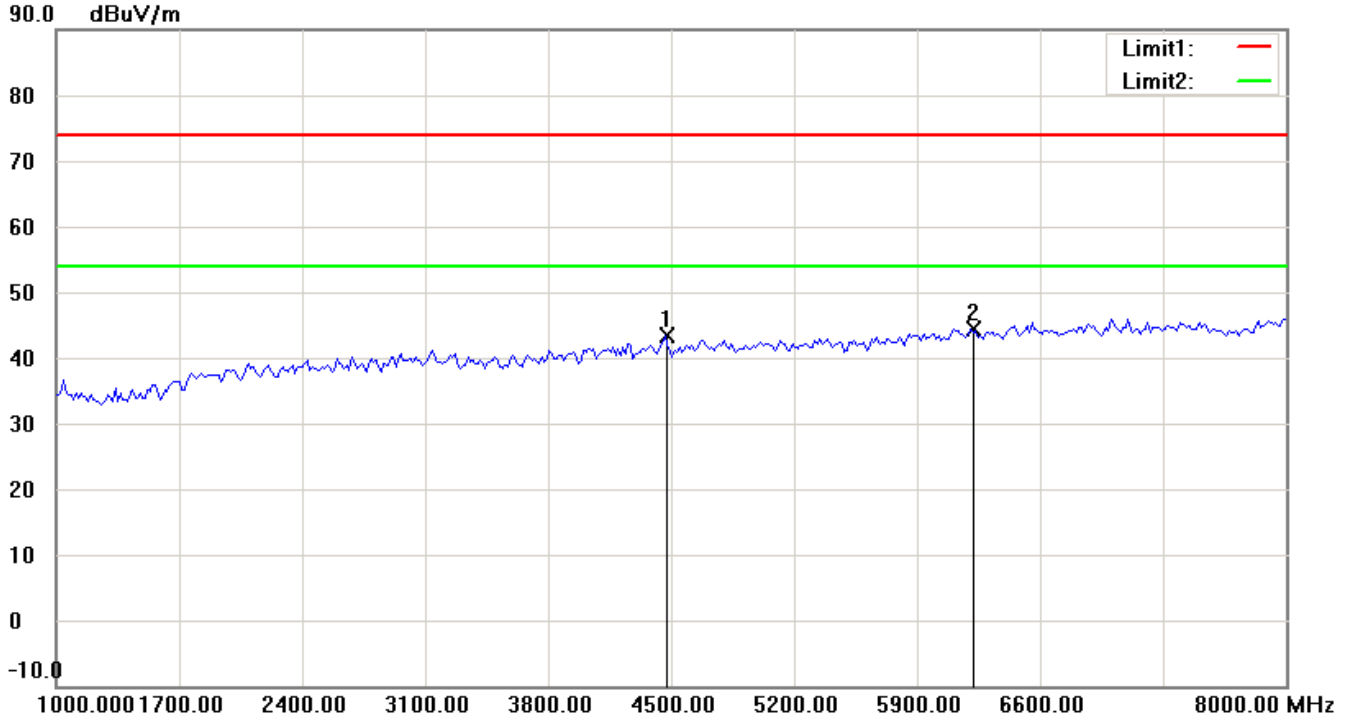
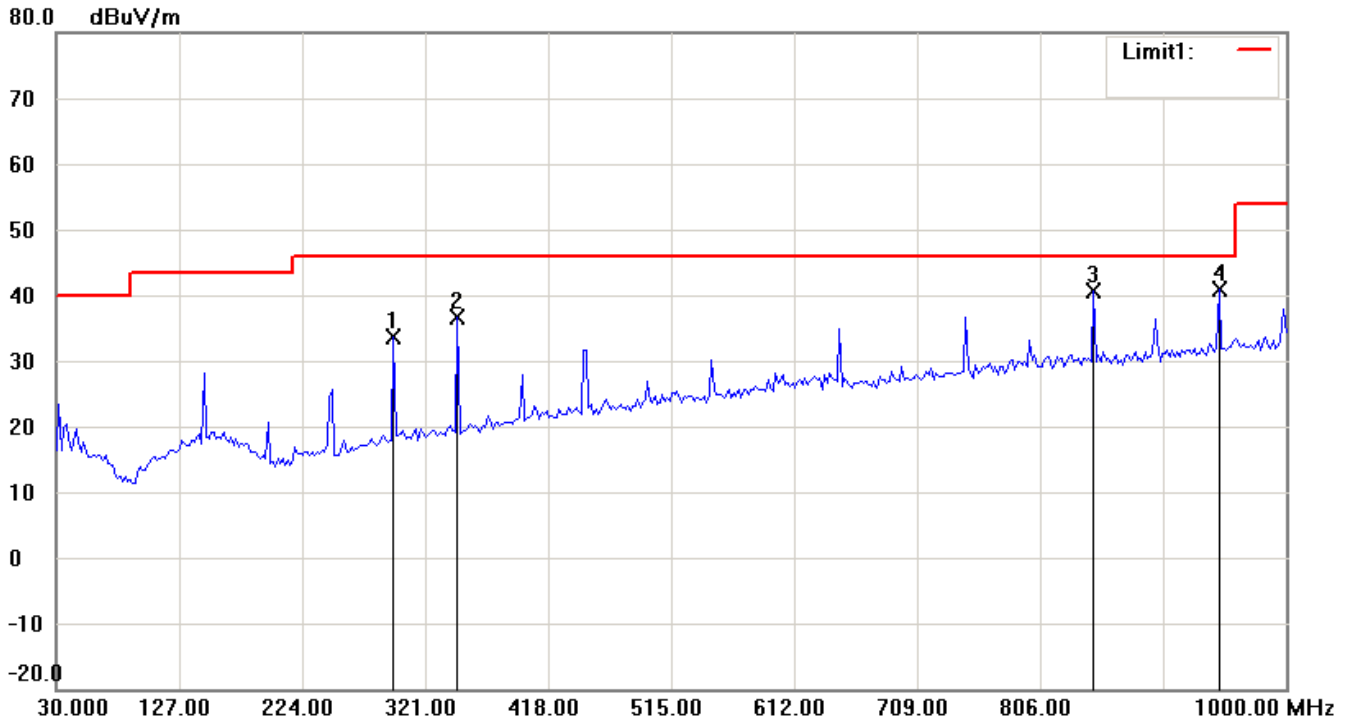


Report Number: W6M21308-13443-P-2224

FCC ID: GX9MX

850 band_Idle Mode_7.92 V


Antenna Polarization H



Up Line: Peak Limit Line Down Line: Ave Limit Line

Note:

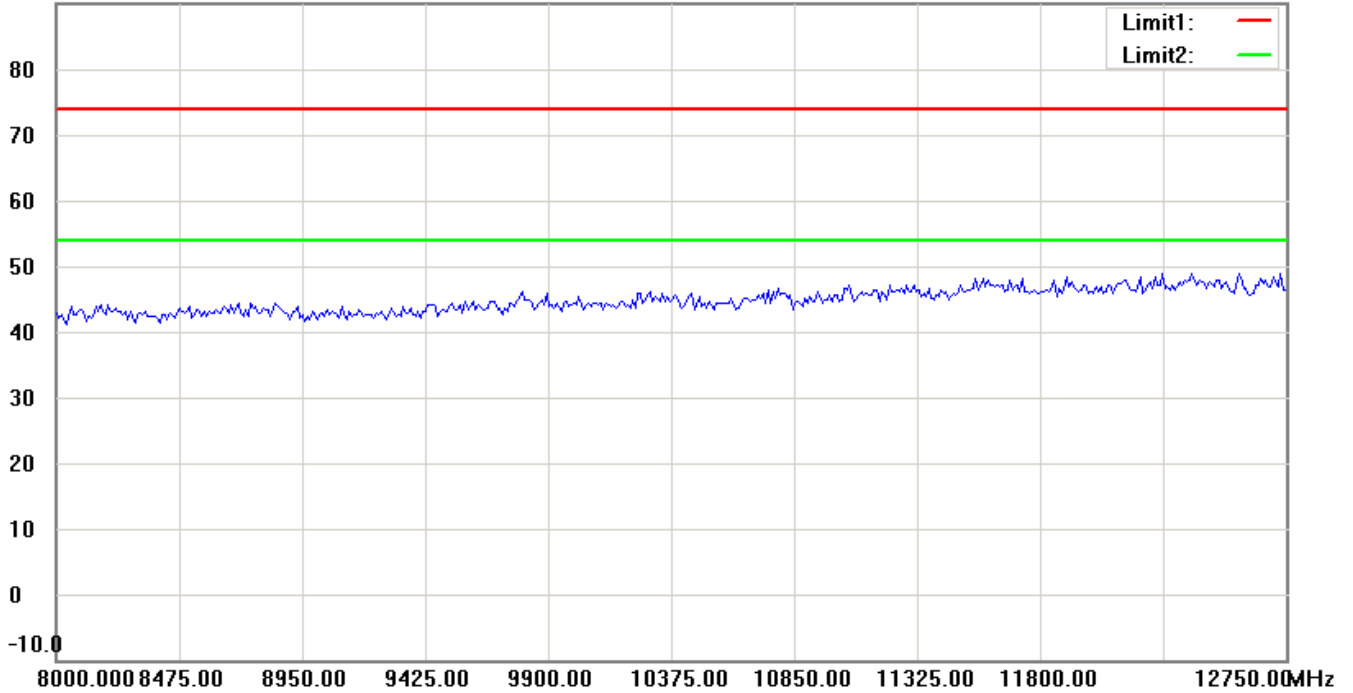
1. The attached measurement plots are preliminarily pre-scanned with peak detector for determining the final checking frequencies and are for reference only.
2. The some frequencies may exceed the limit line without the specified detectors, but that cannot present the results are failed to the specification of test standard.
3. For corrected test results are listed in the relevant table of radiated test data of this test report.



Report Number: W6M21308-13443-P-2224

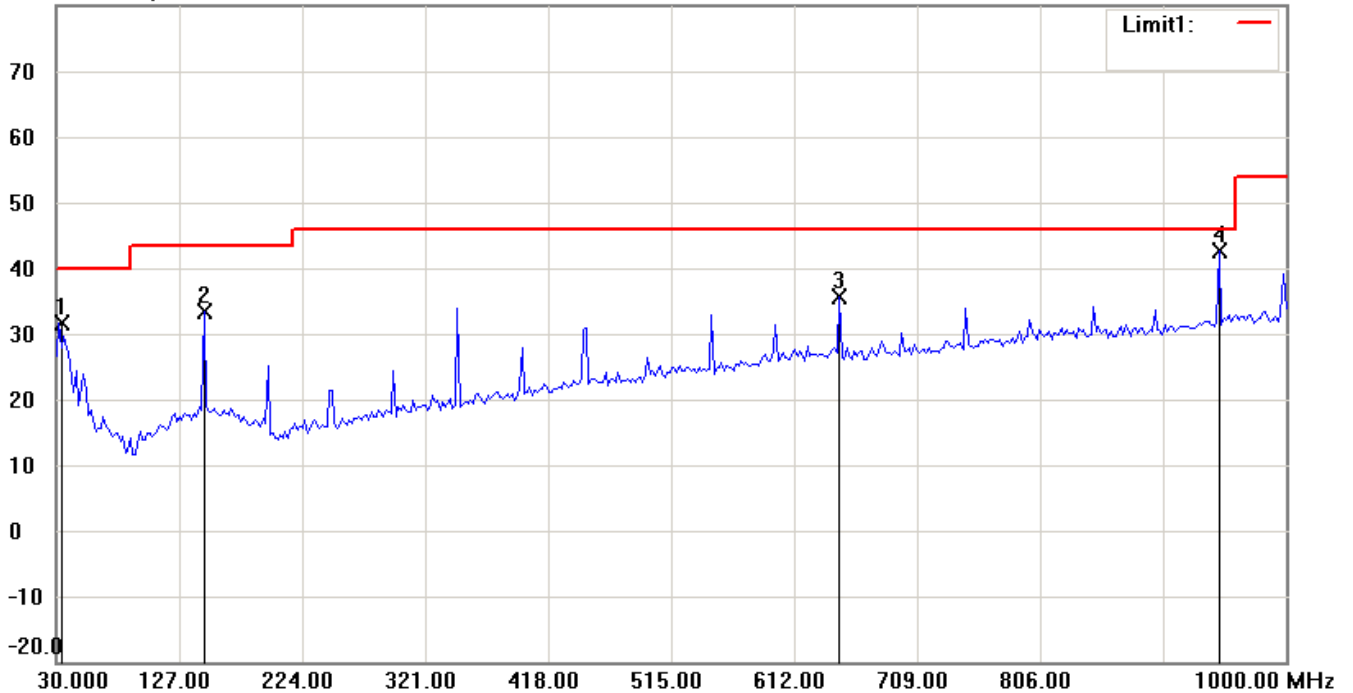
FCC ID: GX9MX

90.0 dBuV/m



Antenna Polarization V

80.0 dBuV/m



Up Line: Peak Limit Line Down Line: Ave Limit Line

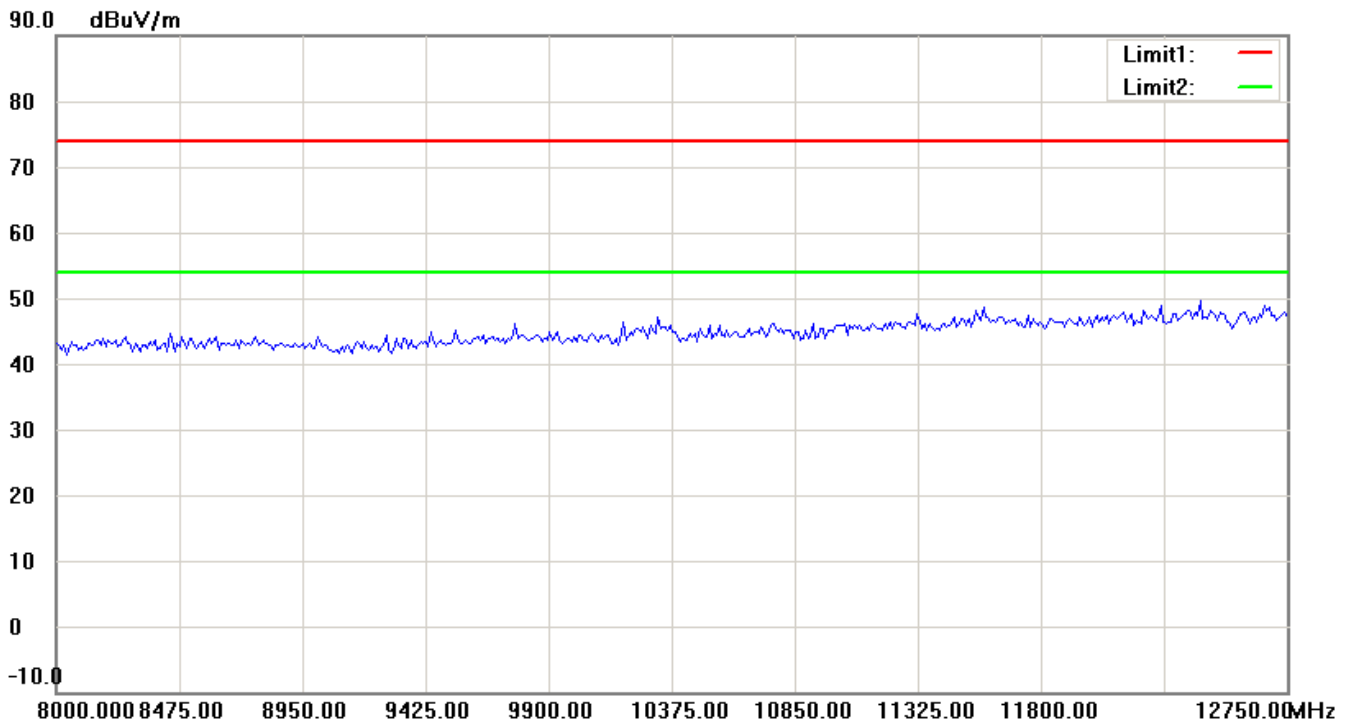
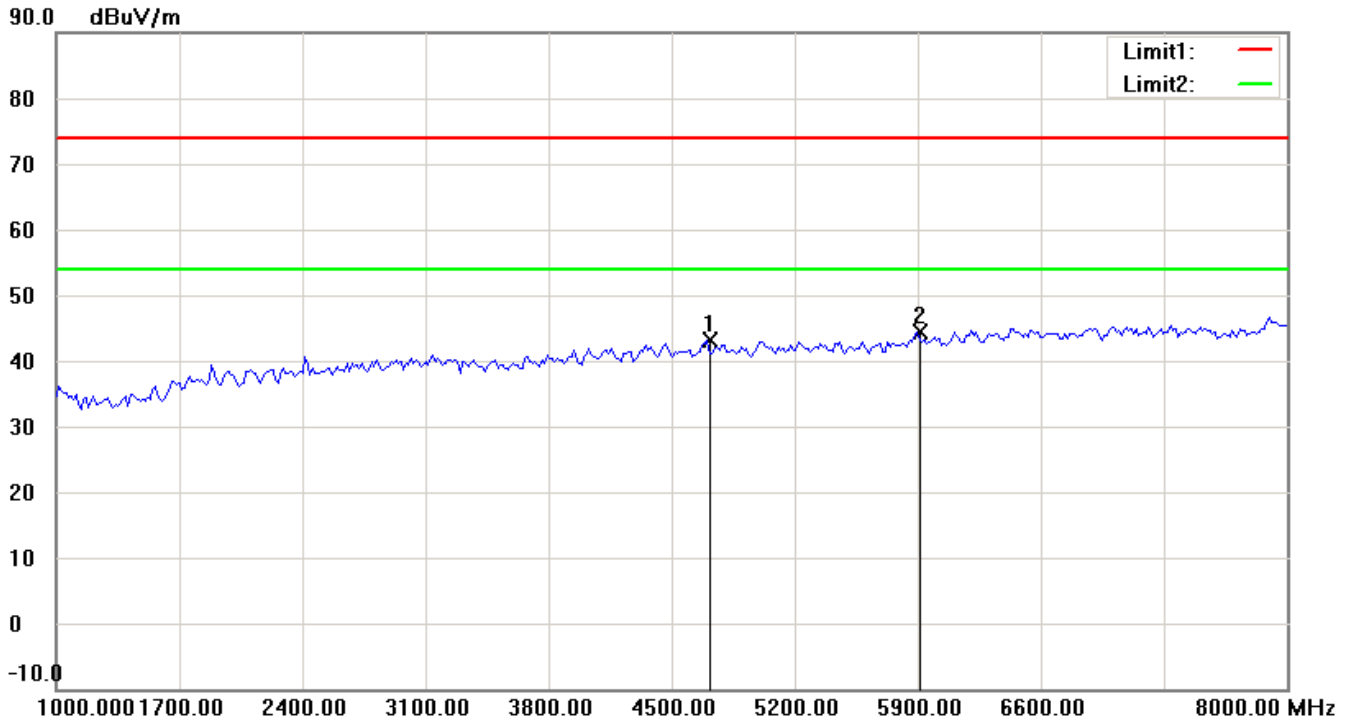
Note:

1. The attached measurement plots are preliminarily pre-scanned with peak detector for determining the final checking frequencies and are for reference only.
2. The some frequencies may exceed the limit line without the specified detectors, but that cannot present the results are failed to the specification of test standard.
3. For corrected test results are listed in the relevant table of radiated test data of this test report.



Worldwide Testing Services(Taiwan) Co., Ltd.

Report Number: W6M21308-13443-P-2224
FCC ID: GX9MX



Up Line: Peak Limit Line Down Line: Ave Limit Line

Note:

1. The attached measurement plots are preliminarily pre-scanned with peak detector for determining the final checking frequencies and are for reference only.
2. The some frequencies may exceed the limit line without the specified detectors, but that cannot present the results are failed to the specification of test standard.
3. For corrected test results are listed in the relevant table of radiated test data of this test report.

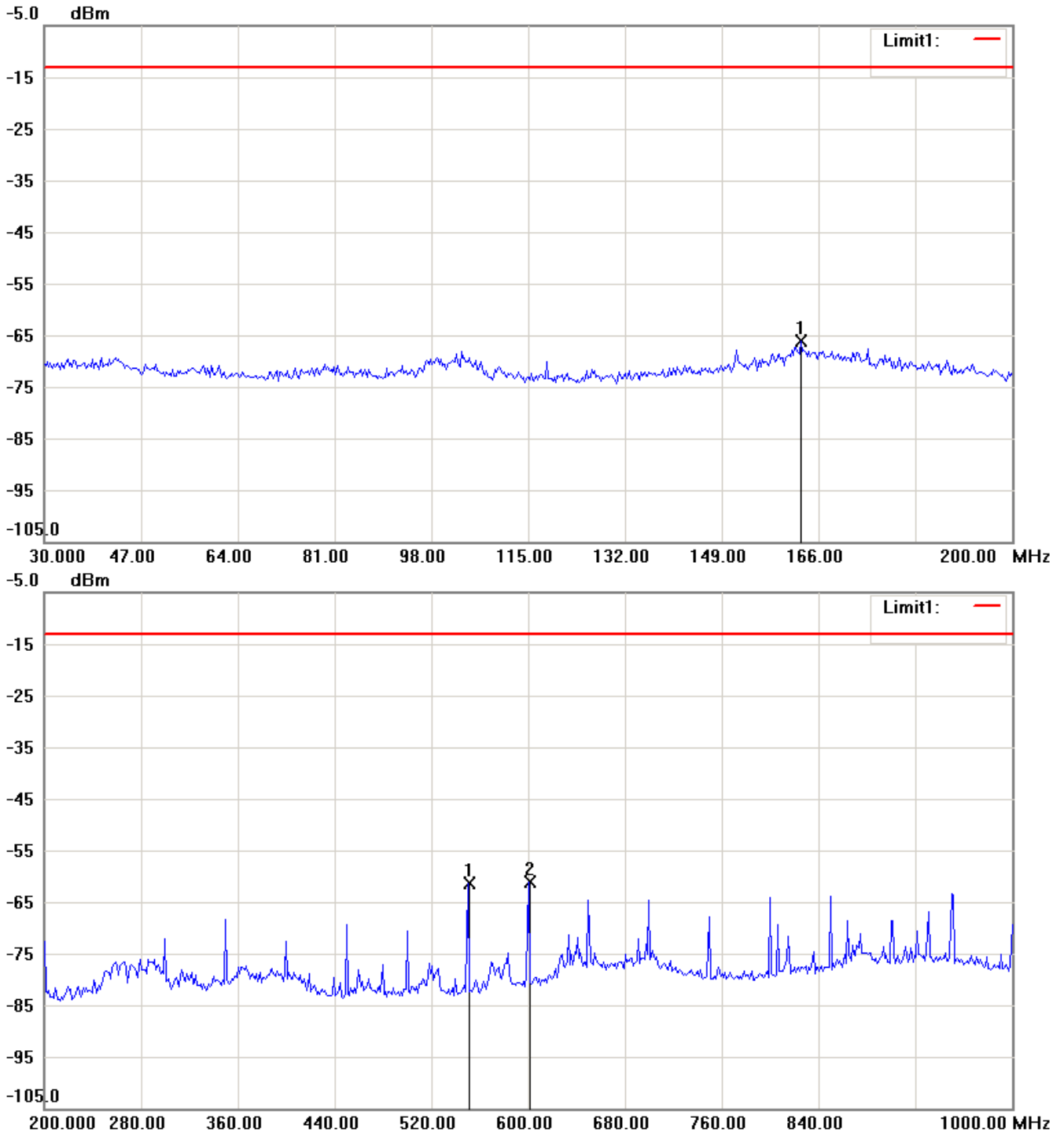


Report Number: W6M21308-13443-P-2224

FCC ID: GX9MX

1900 band_CH 512_7 V

Antenna Polarization H



Note:

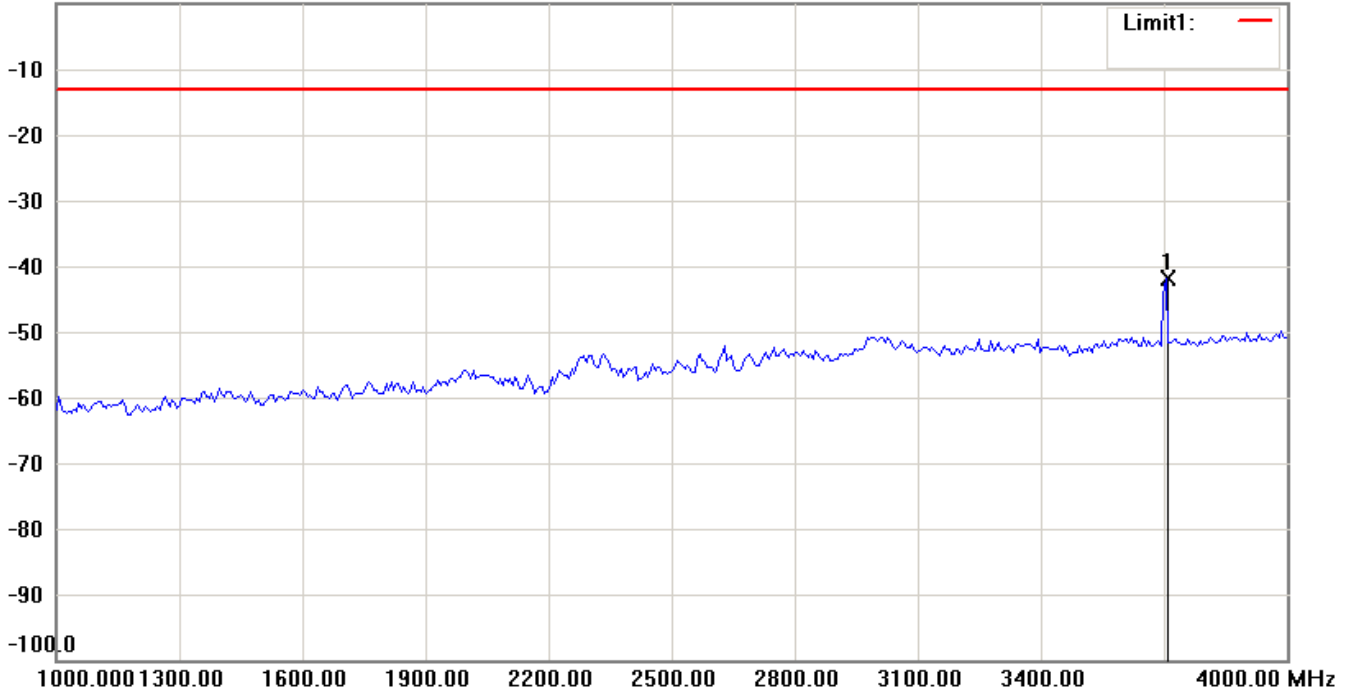
1. The attached measurement plots are preliminarily pre-scanned with peak detector for determining the final checking frequencies and are for reference only.
2. The some frequencies may exceed the limit line without the specified detectors, but that cannot present the results are failed to the specification of test standard.
3. For corrected test results are listed in the relevant table of radiated test data of this test report.



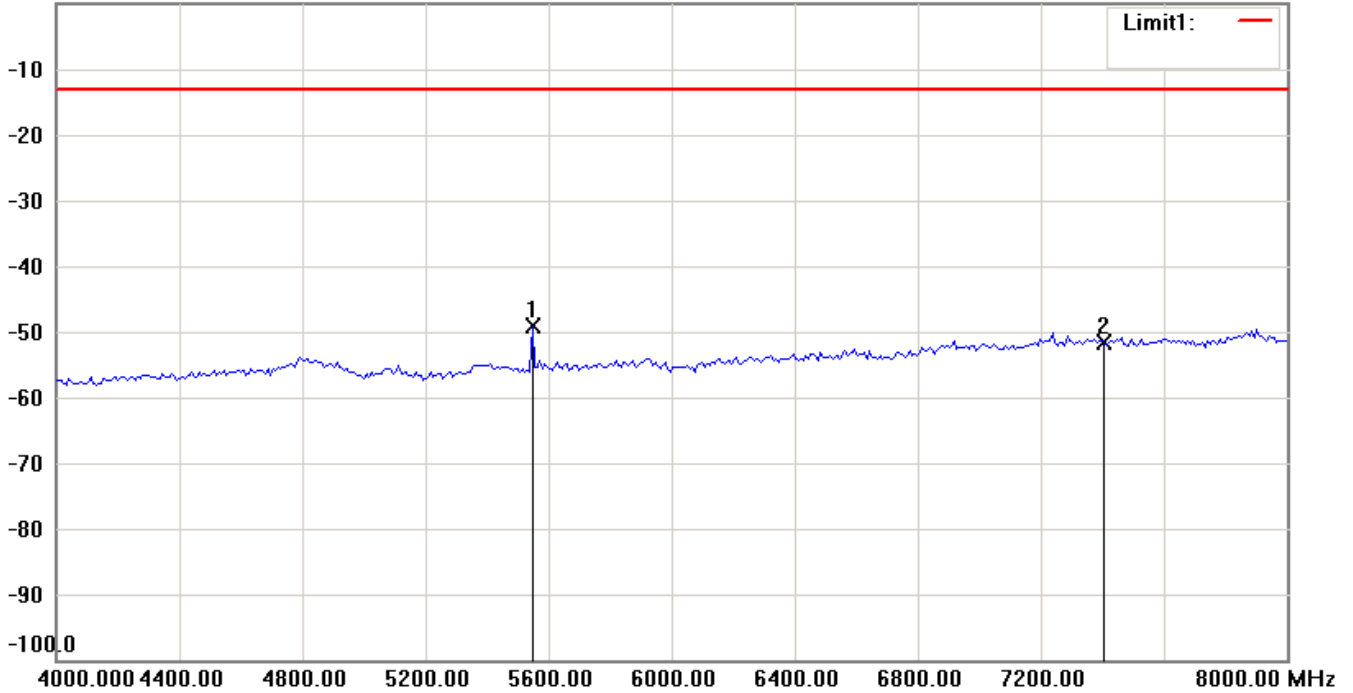
Report Number: W6M21308-13443-P-2224

FCC ID: GX9MX

0.0 dBm




0.0 dBm



Note:

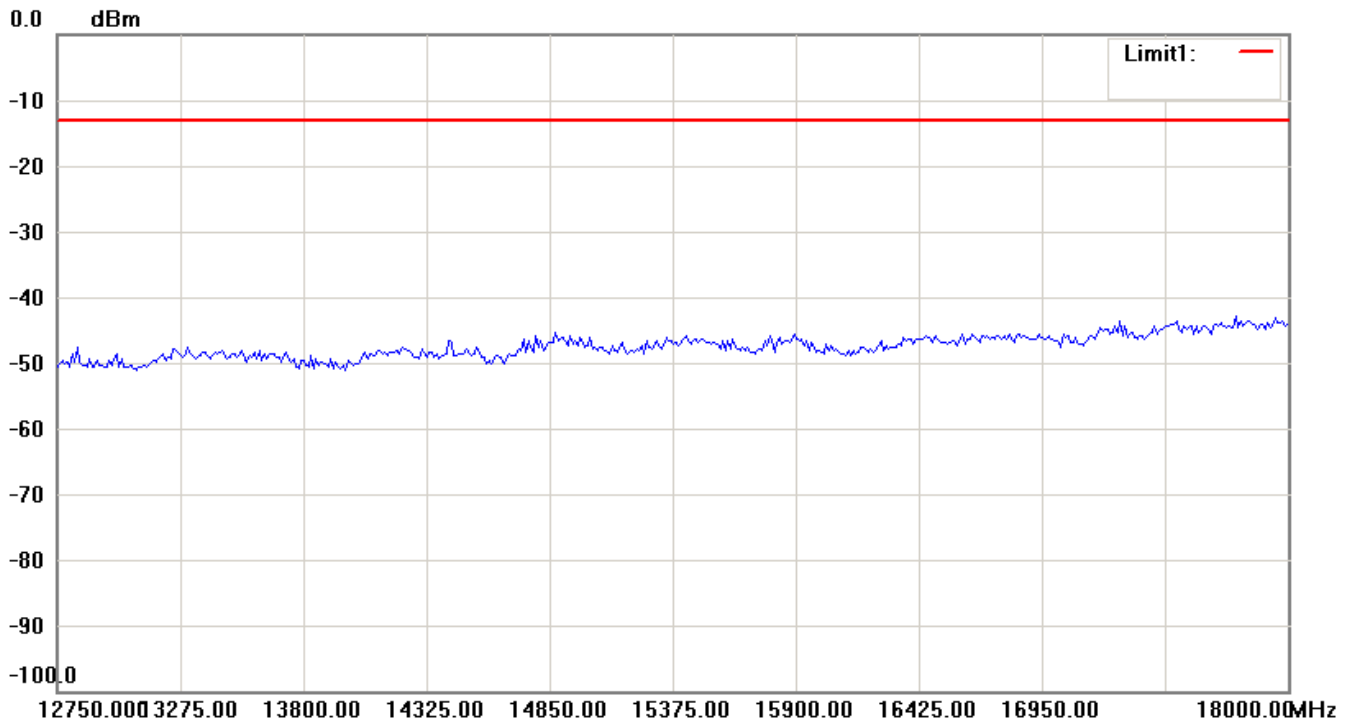
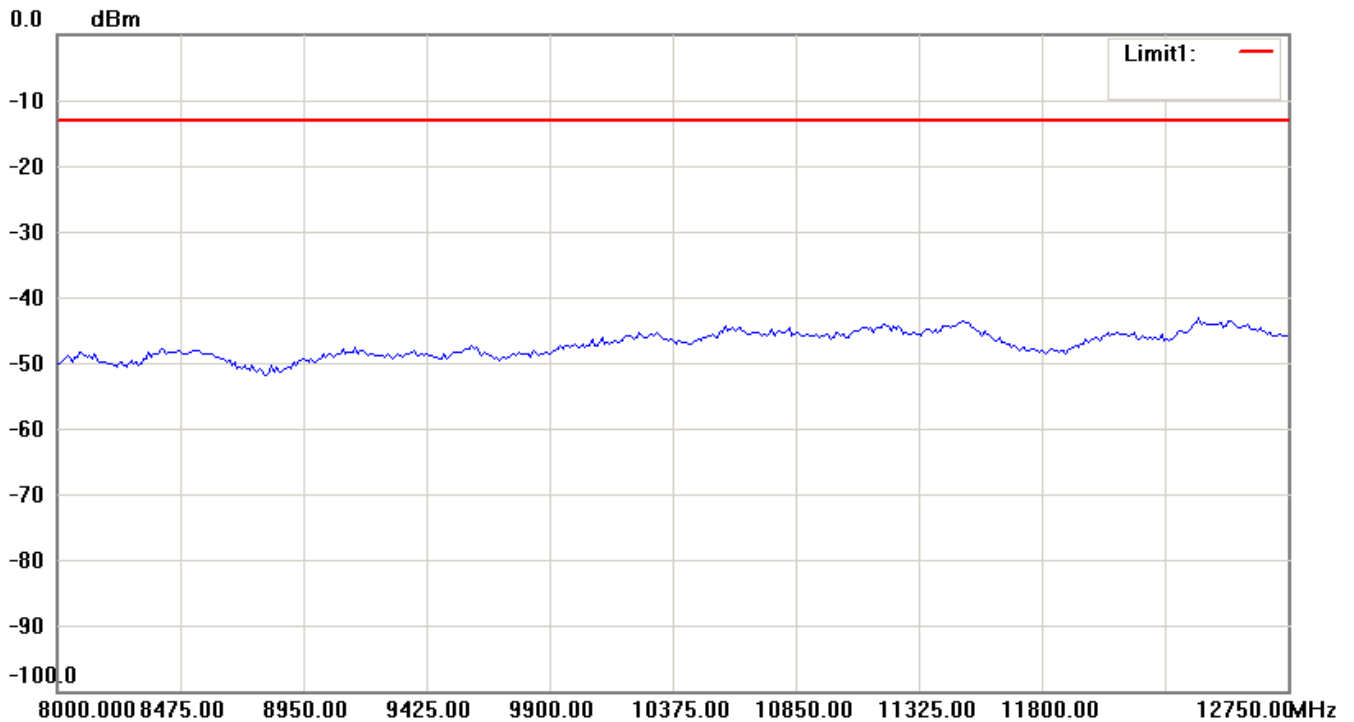
1. The attached measurement plots are preliminarily pre-scanned with peak detector for determining the final checking frequencies and are for reference only.
2. The some frequencies may exceed the limit line without the specified detectors, but that cannot present the results are failed to the specification of test standard.
3. For corrected test results are listed in the relevant table of radiated test data of this test report.



Worldwide Testing Services(Taiwan) Co., Ltd.

Report Number: W6M21308-13443-P-2224

FCC ID: GX9MX



Note:

1. The attached measurement plots are preliminarily pre-scanned with peak detector for determining the final checking frequencies and are for reference only.
2. The some frequencies may exceed the limit line without the specified detectors, but that cannot present the results are failed to the specification of test standard.
3. For corrected test results are listed in the relevant table of radiated test data of this test report.

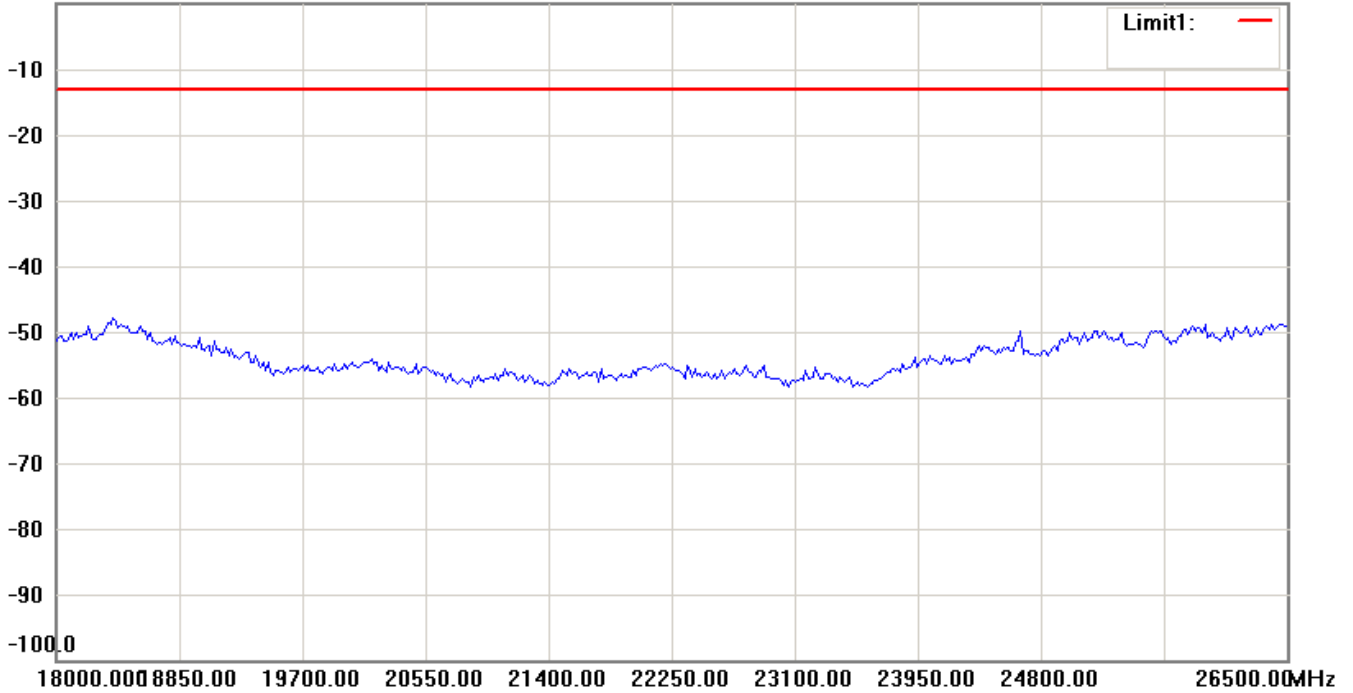


Worldwide Testing Services(Taiwan) Co., Ltd.

Report Number: W6M21308-13443-P-2224

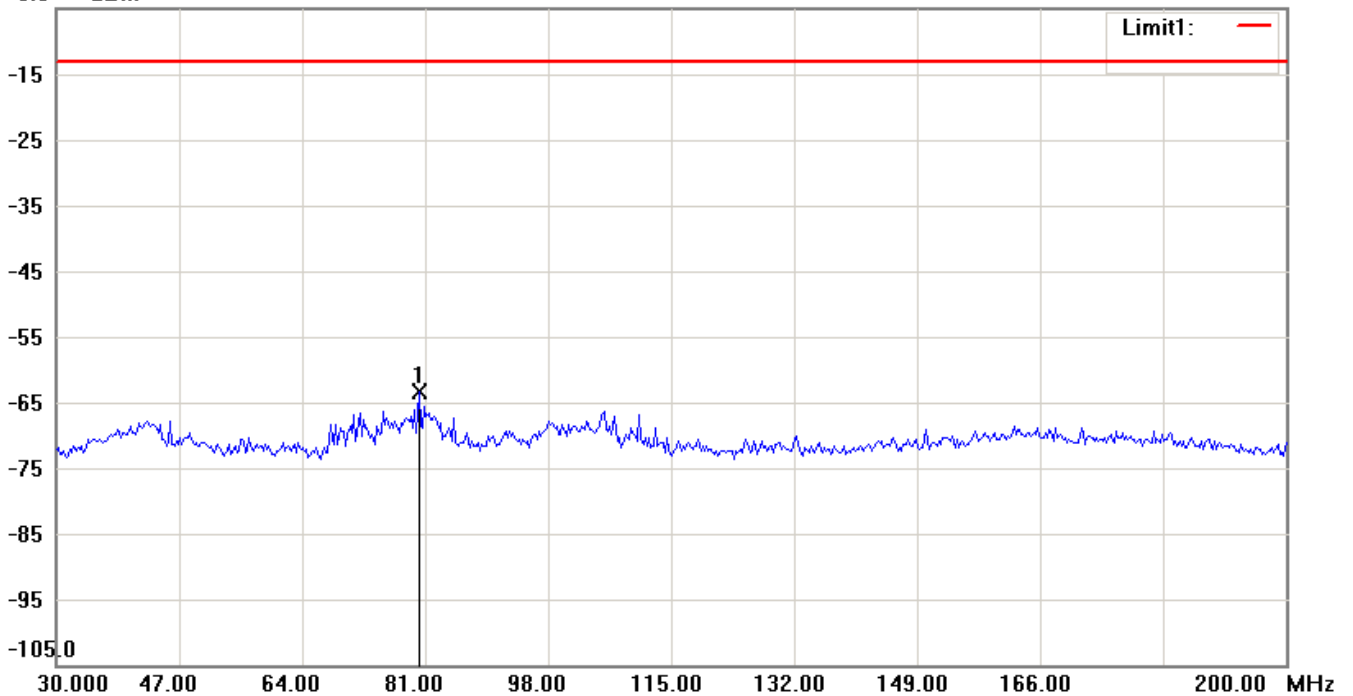
FCC ID: GX9MX

0.0 dBm




Antenna Polarization V

-5.0 dBm



Note:

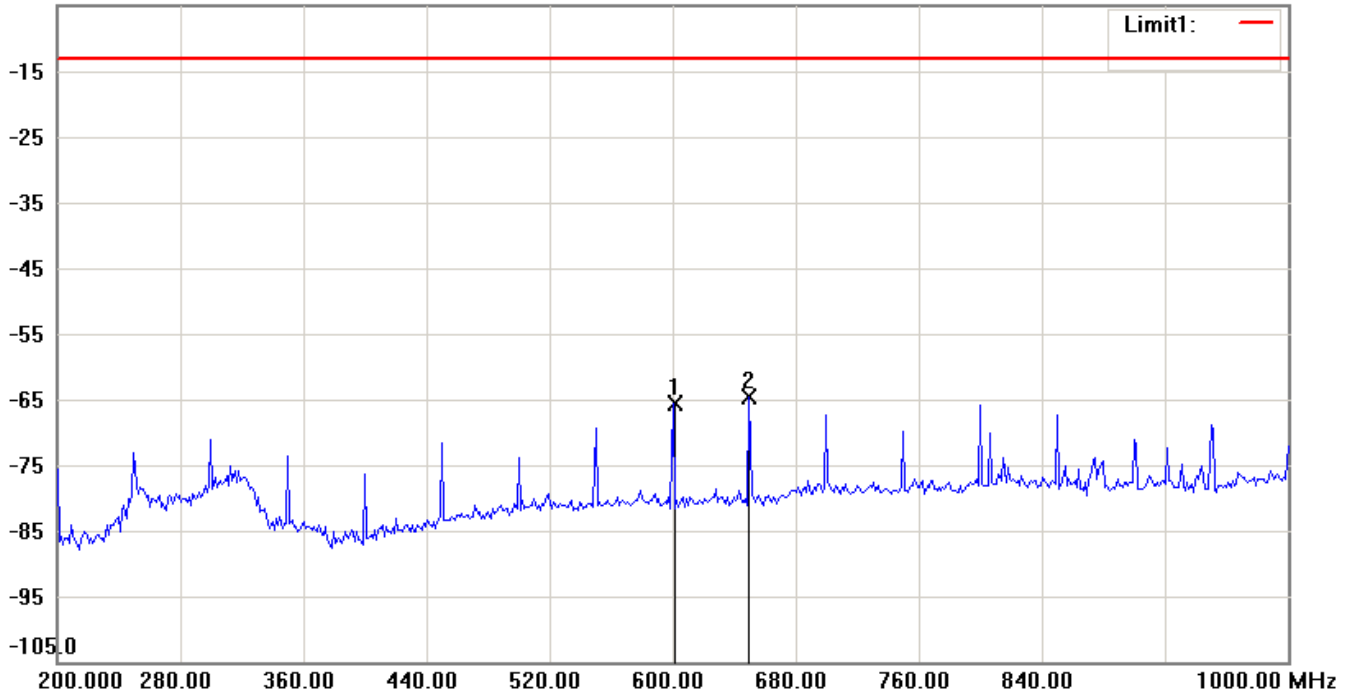
1. The attached measurement plots are preliminarily pre-scanned with peak detector for determining the final checking frequencies and are for reference only.
2. The some frequencies may exceed the limit line without the specified detectors, but that cannot present the results are failed to the specification of test standard.
3. For corrected test results are listed in the relevant table of radiated test data of this test report.



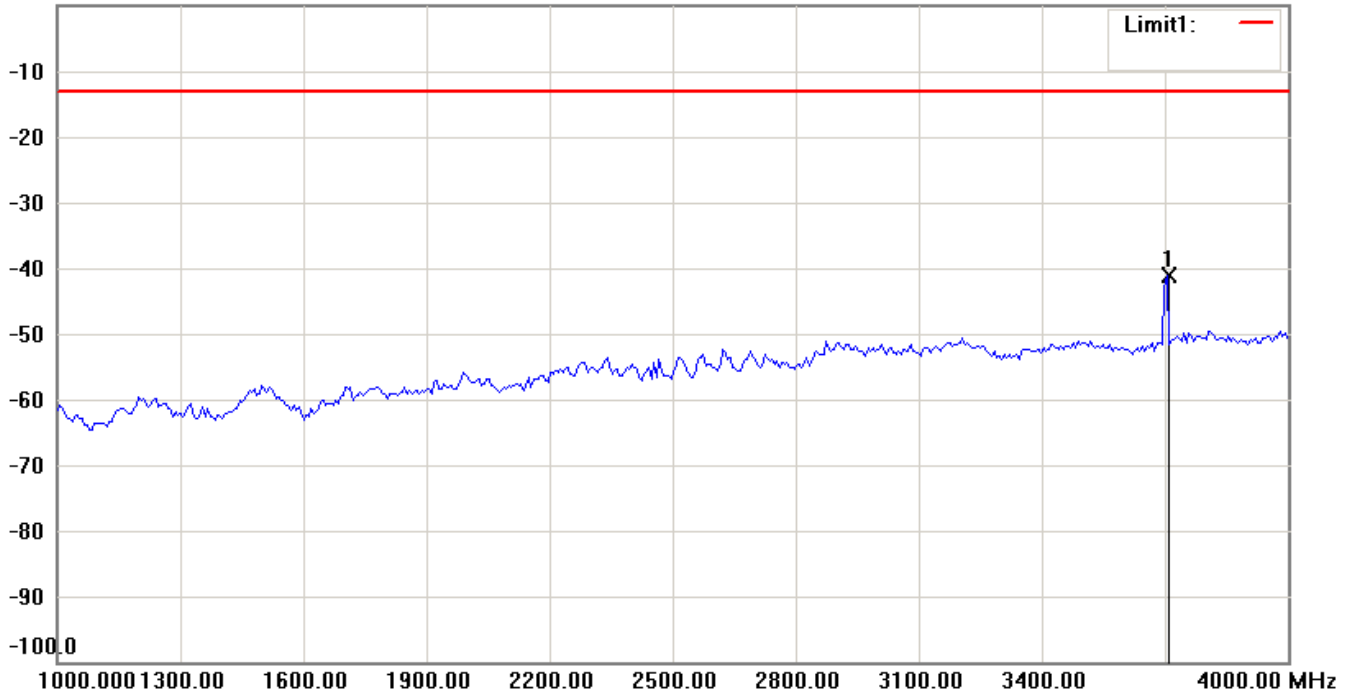
Report Number: W6M21308-13443-P-2224

FCC ID: GX9MX

-5.0 dBm



0.0 dBm



Note:

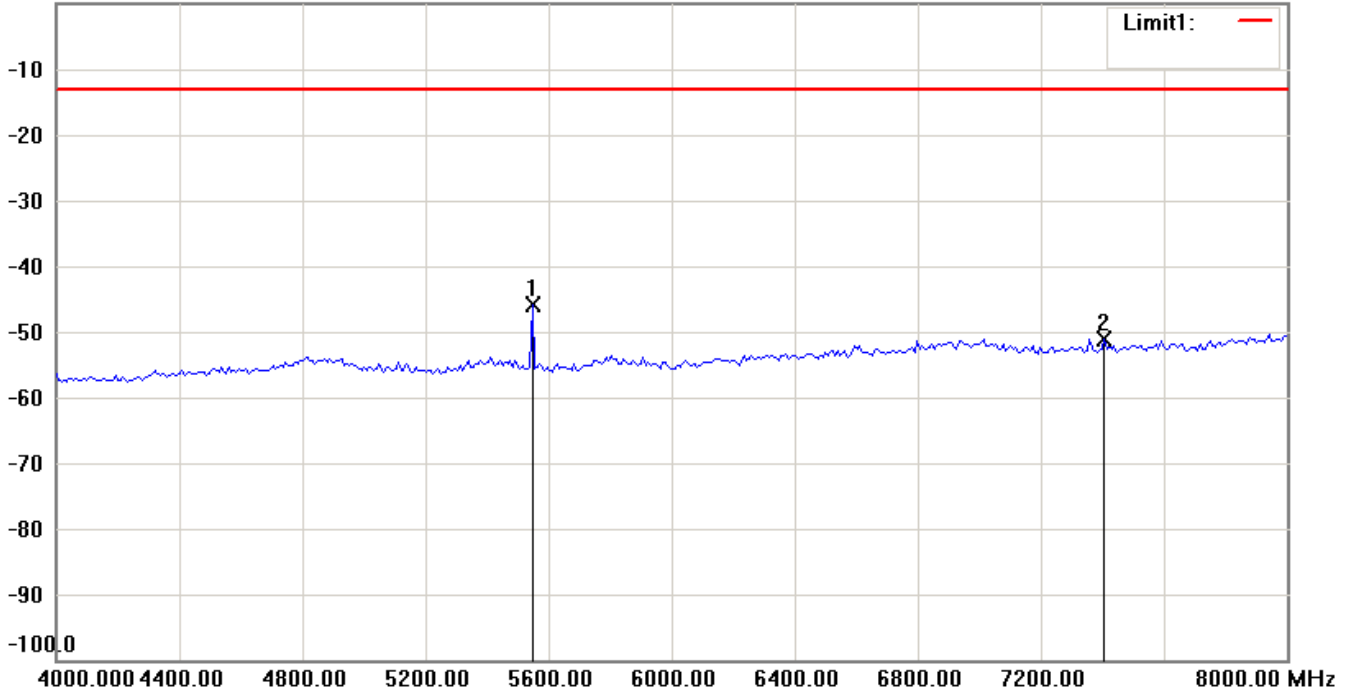
1. The attached measurement plots are preliminarily pre-scanned with peak detector for determining the final checking frequencies and are for reference only.
2. The some frequencies may exceed the limit line without the specified detectors, but that cannot present the results are failed to the specification of test standard.
3. For corrected test results are listed in the relevant table of radiated test data of this test report.



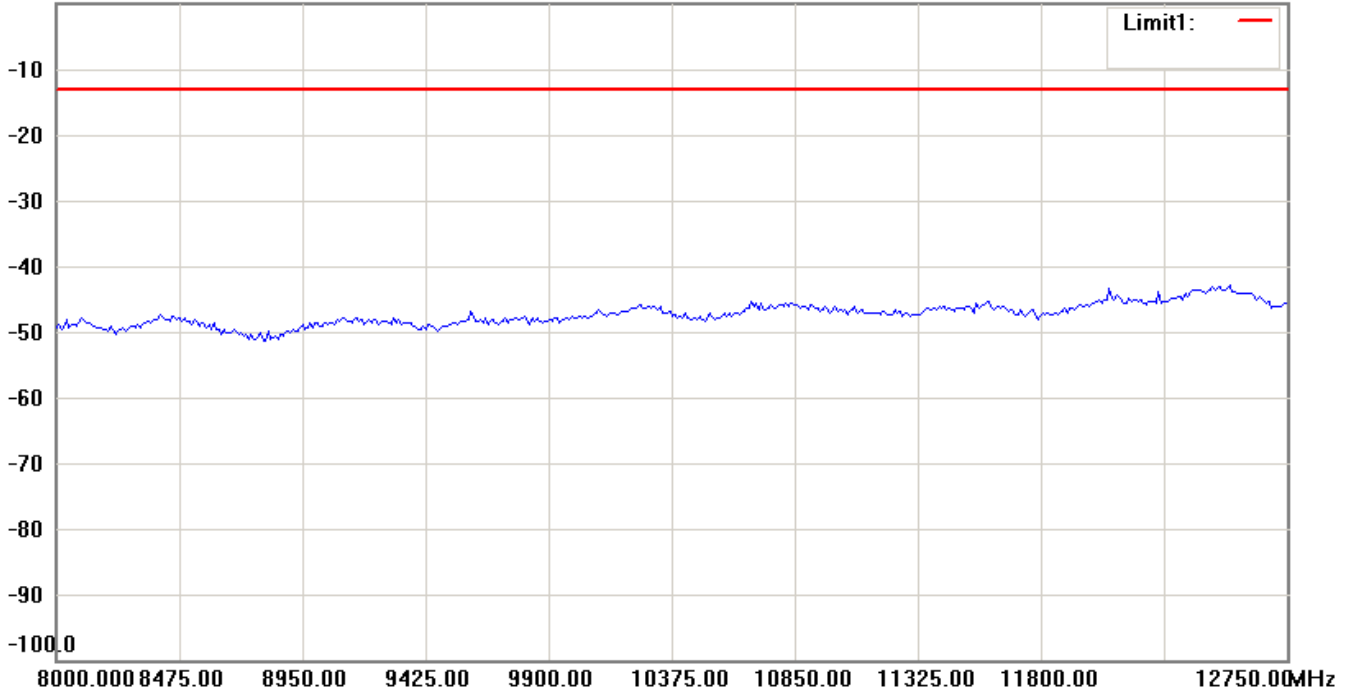
Report Number: W6M21308-13443-P-2224

FCC ID: GX9MX

0.0 dBm




0.0 dBm



Note:

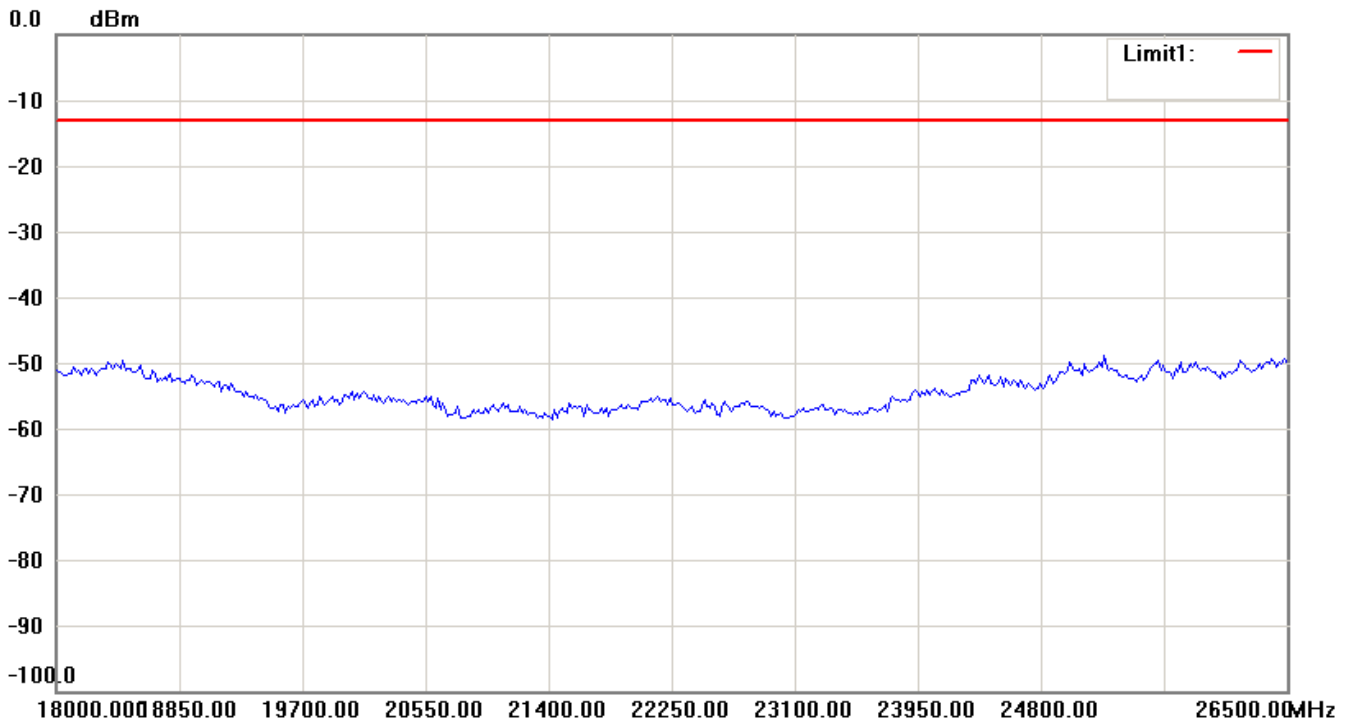
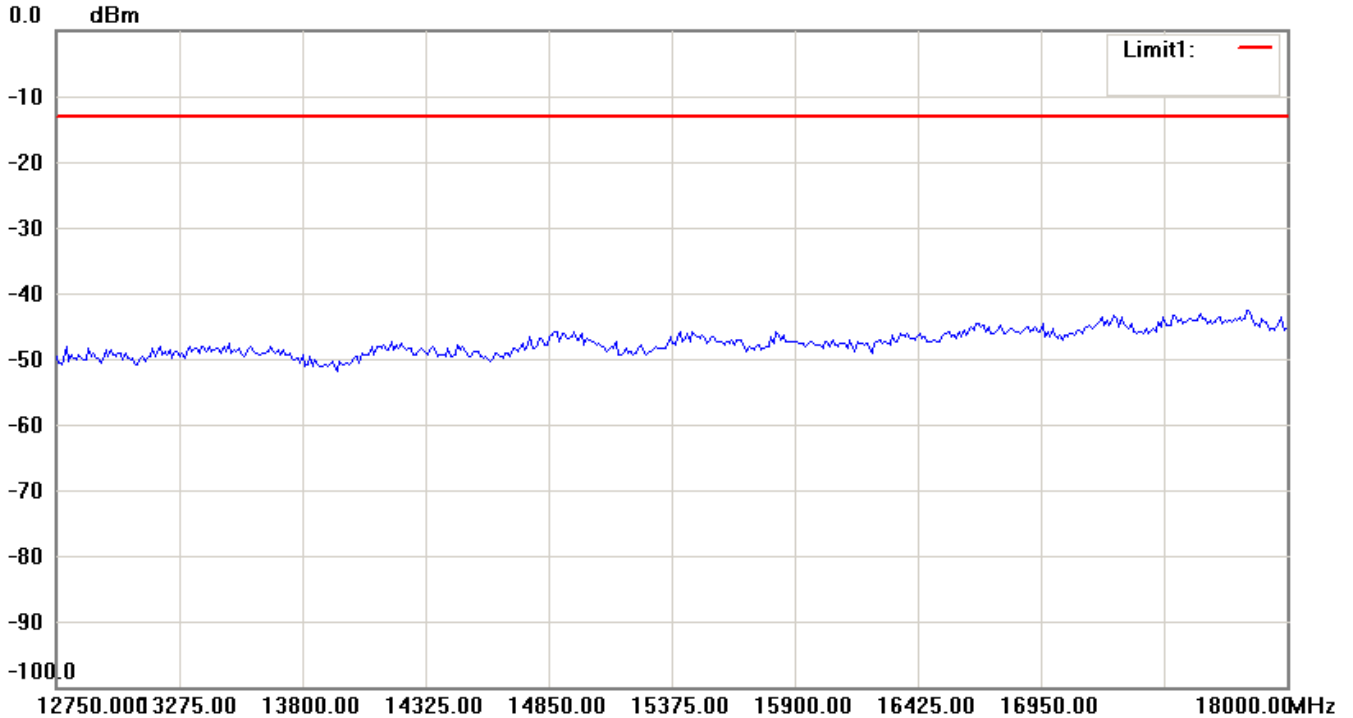
1. The attached measurement plots are preliminarily pre-scanned with peak detector for determining the final checking frequencies and are for reference only.
2. The some frequencies may exceed the limit line without the specified detectors, but that cannot present the results are failed to the specification of test standard.
3. For corrected test results are listed in the relevant table of radiated test data of this test report.



Worldwide Testing Services(Taiwan) Co., Ltd.

Report Number: W6M21308-13443-P-2224

FCC ID: GX9MX



Note:

1. The attached measurement plots are preliminarily pre-scanned with peak detector for determining the final checking frequencies and are for reference only.
2. The some frequencies may exceed the limit line without the specified detectors, but that cannot present the results are failed to the specification of test standard.
3. For corrected test results are listed in the relevant table of radiated test data of this test report.



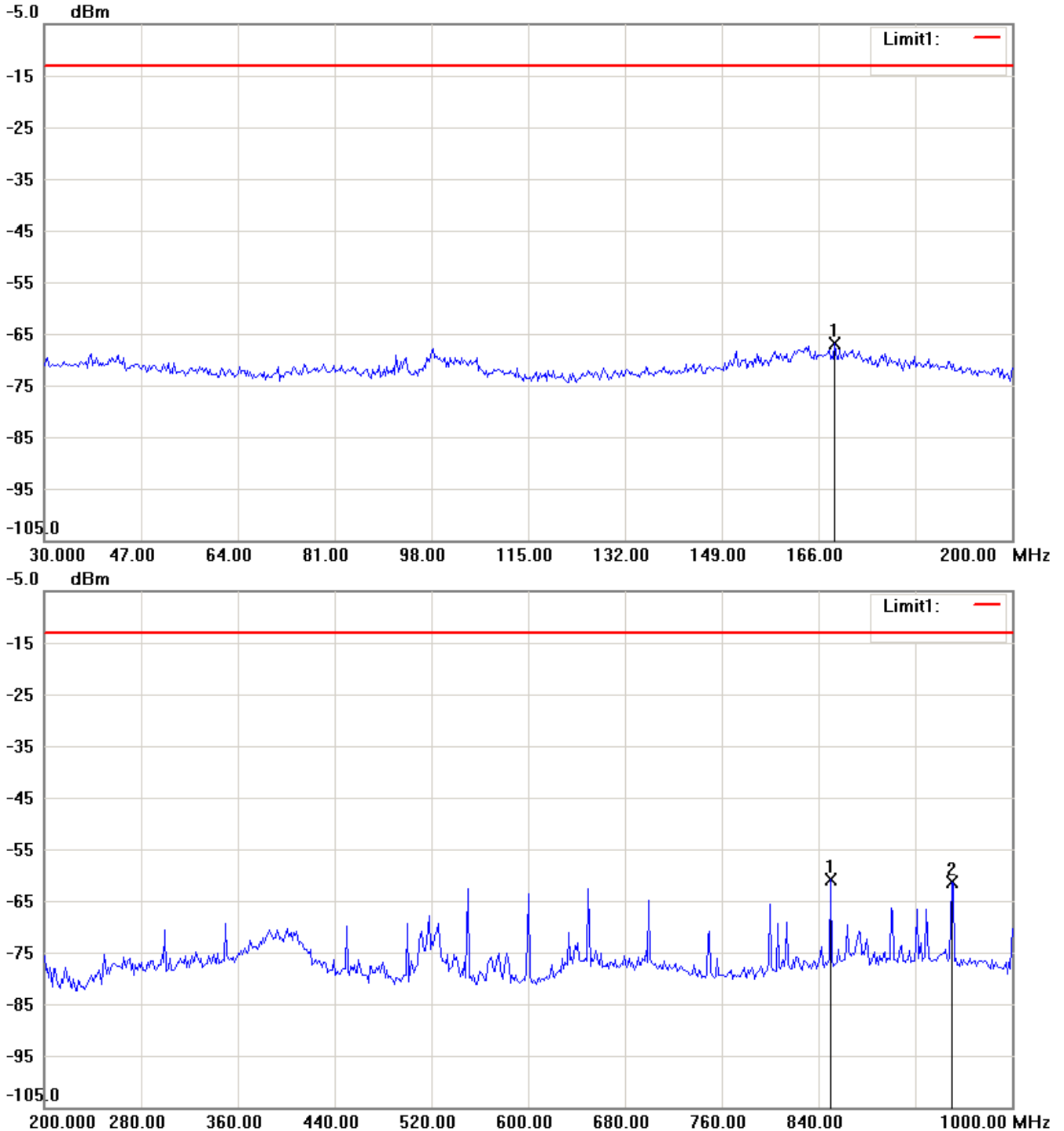
Worldwide Testing Services(Taiwan) Co., Ltd.

Report Number: W6M21308-13443-P-2224

FCC ID: GX9MX


1900 band_CH 512_7.92 V

Antenna Polarization H



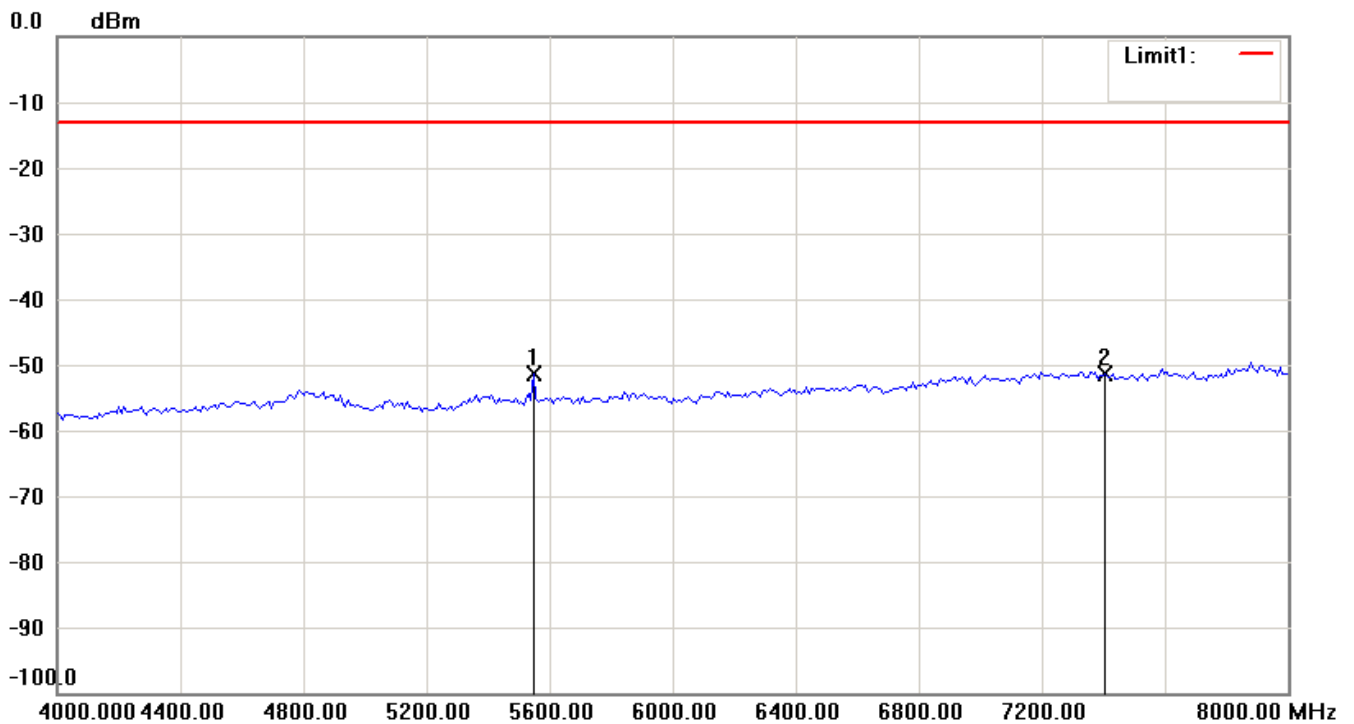
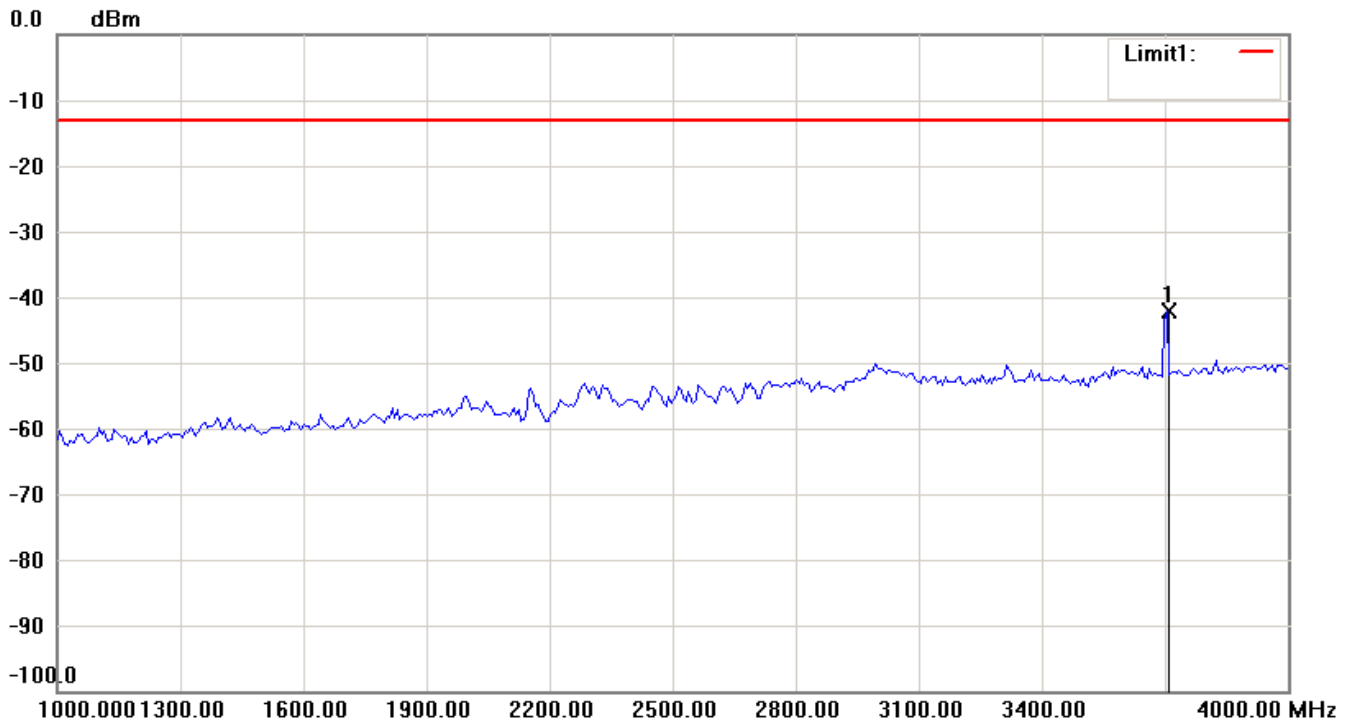
Note:

1. The attached measurement plots are preliminarily pre-scanned with peak detector for determining the final checking frequencies and are for reference only.
2. The some frequencies may exceed the limit line without the specified detectors, but that cannot present the results are failed to the specification of test standard.
3. For corrected test results are listed in the relevant table of radiated test data of this test report.




Report Number: W6M21308-13443-P-2224

FCC ID: GX9MX



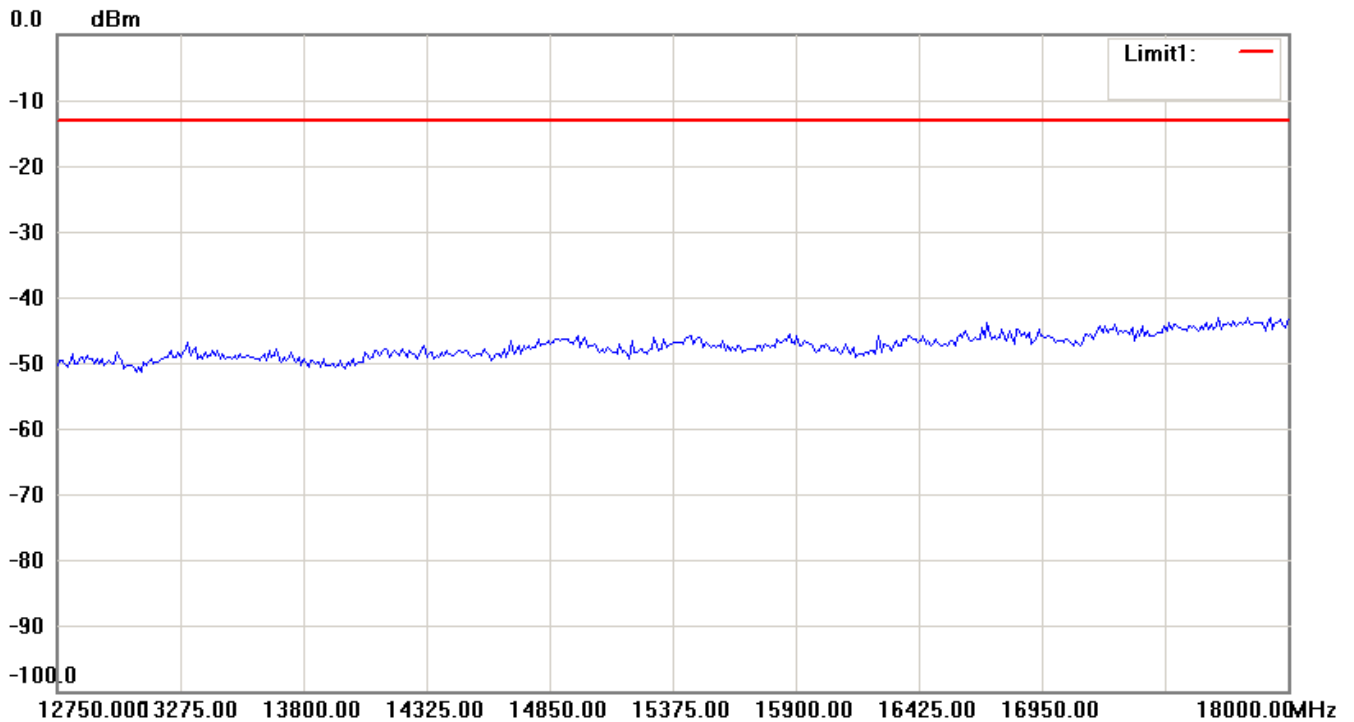
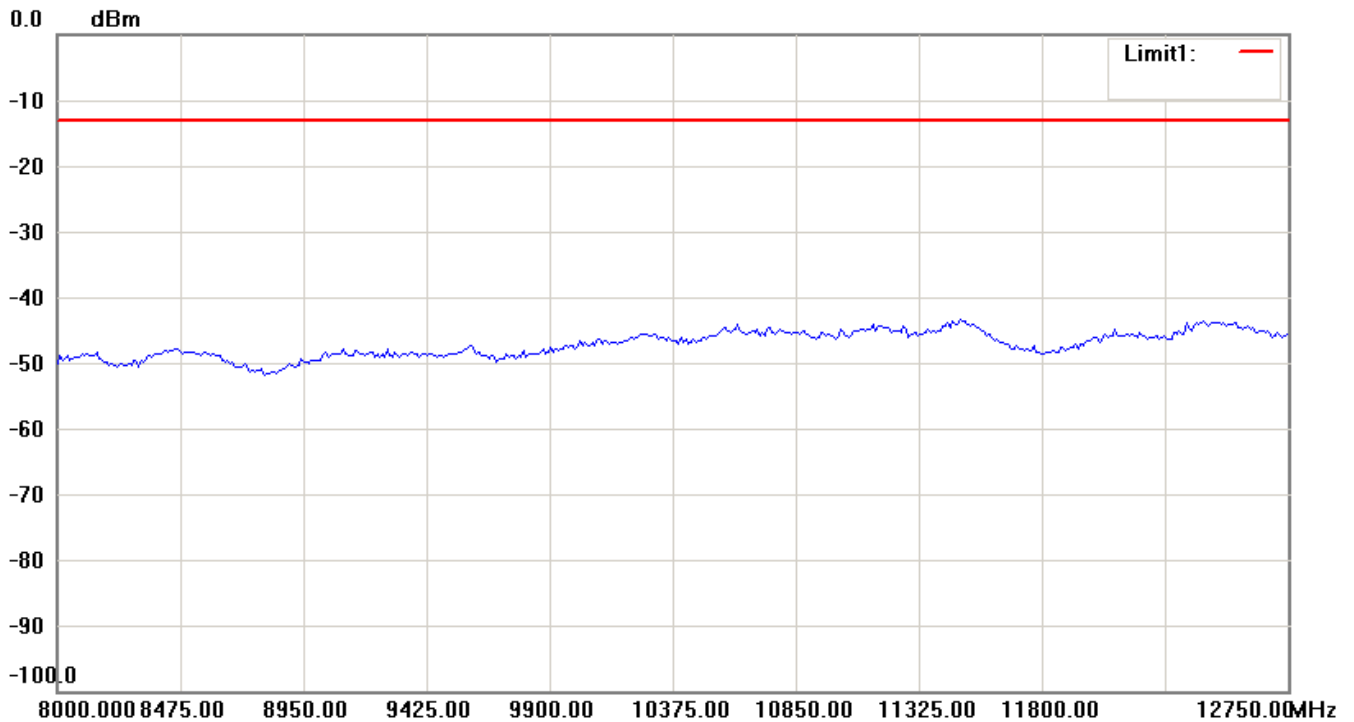
Note:

1. The attached measurement plots are preliminarily pre-scanned with peak detector for determining the final checking frequencies and are for reference only.
2. The some frequencies may exceed the limit line without the specified detectors, but that cannot present the results are failed to the specification of test standard.
3. For corrected test results are listed in the relevant table of radiated test data of this test report.




Report Number: W6M21308-13443-P-2224

FCC ID: GX9MX



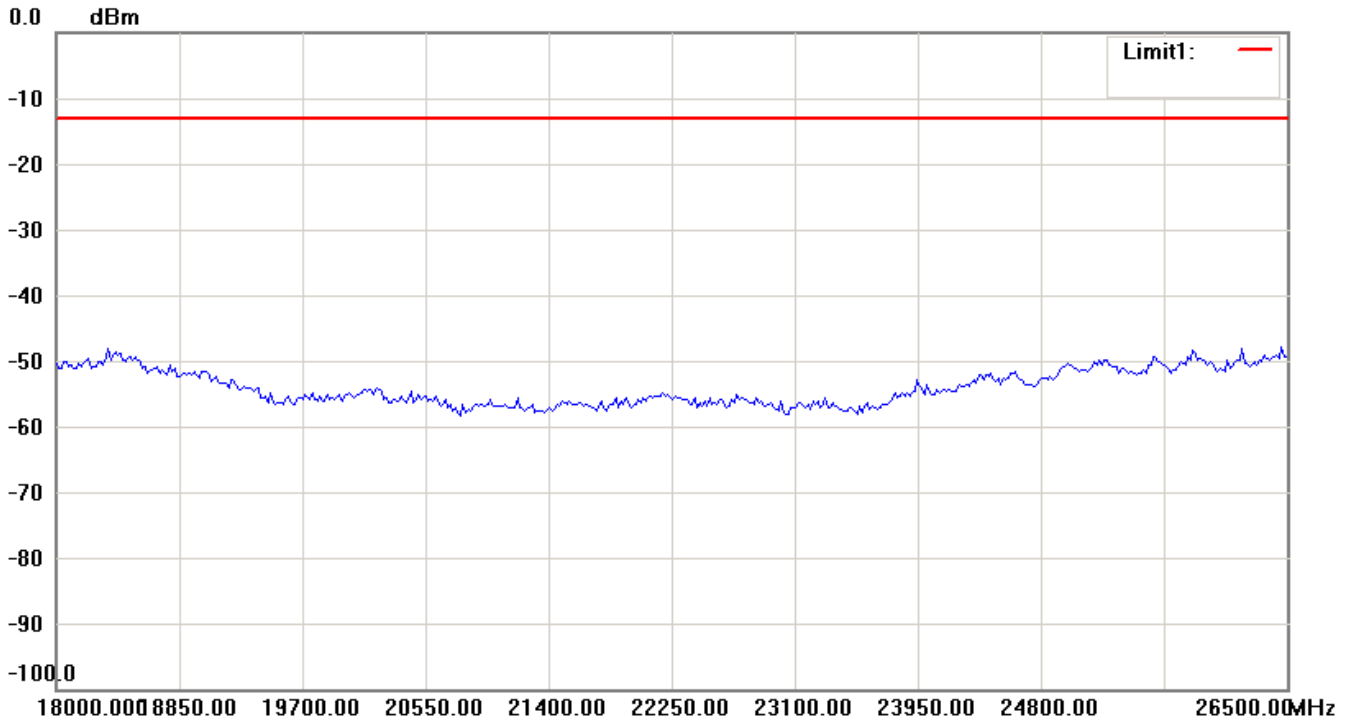
Note:

1. The attached measurement plots are preliminarily pre-scanned with peak detector for determining the final checking frequencies and are for reference only.
2. The some frequencies may exceed the limit line without the specified detectors, but that cannot present the results are failed to the specification of test standard.
3. For corrected test results are listed in the relevant table of radiated test data of this test report.

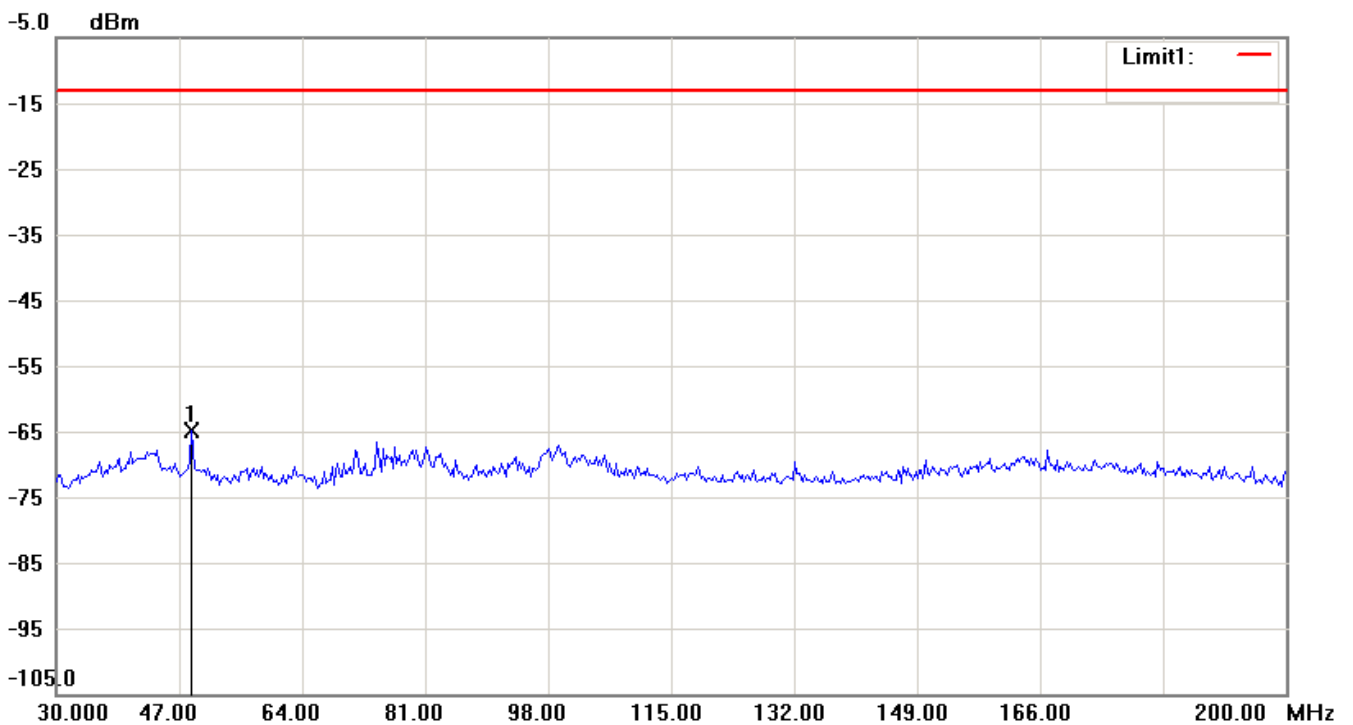


Report Number: W6M21308-13443-P-2224

FCC ID: GX9MX




Antenna Polarization V



Note:

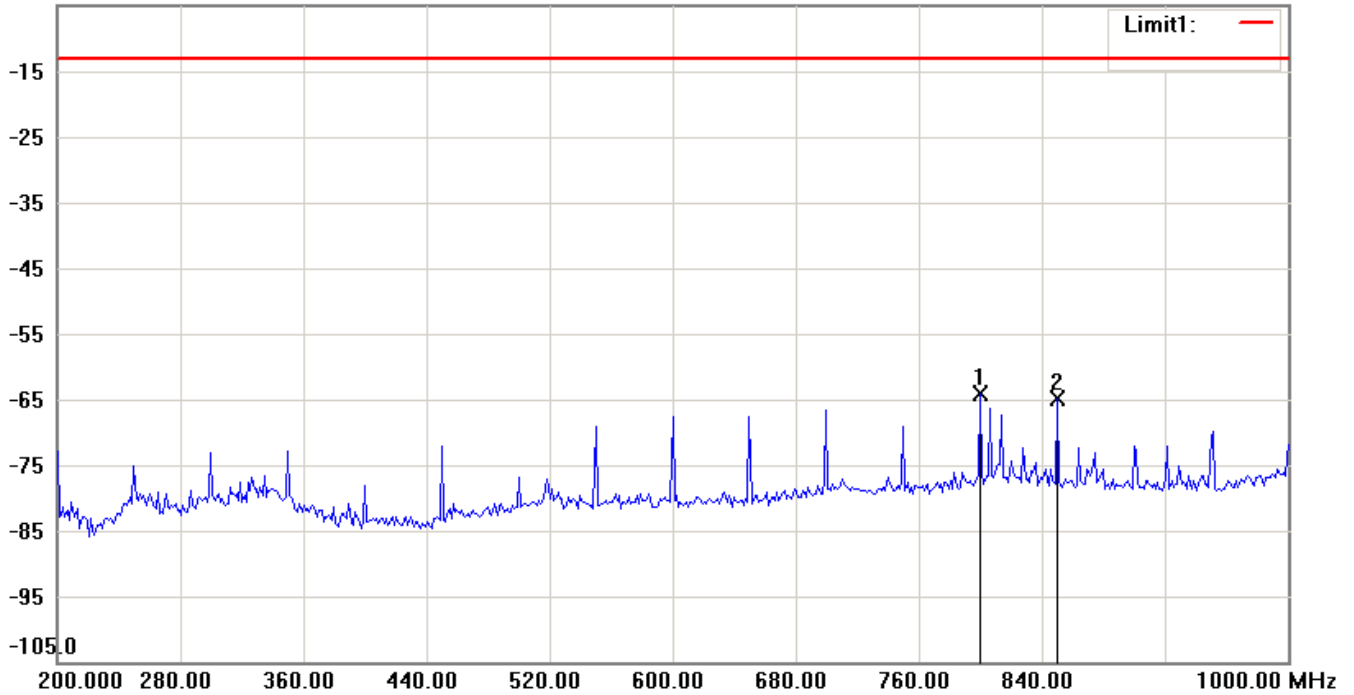
1. The attached measurement plots are preliminarily pre-scanned with peak detector for determining the final checking frequencies and are for reference only.
2. The some frequencies may exceed the limit line without the specified detectors, but that cannot present the results are failed to the specification of test standard.
3. For corrected test results are listed in the relevant table of radiated test data of this test report.



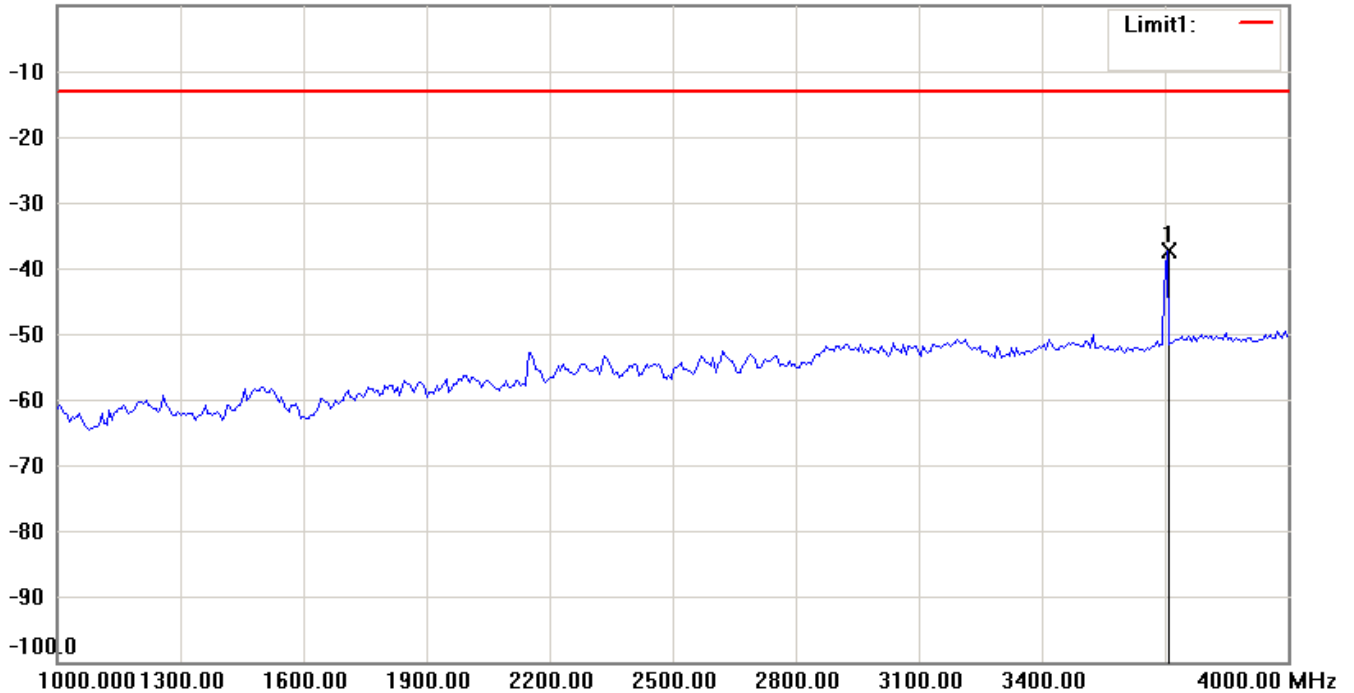
Report Number: W6M21308-13443-P-2224

FCC ID: GX9MX

-5.0 dBm



0.0 dBm



Note:

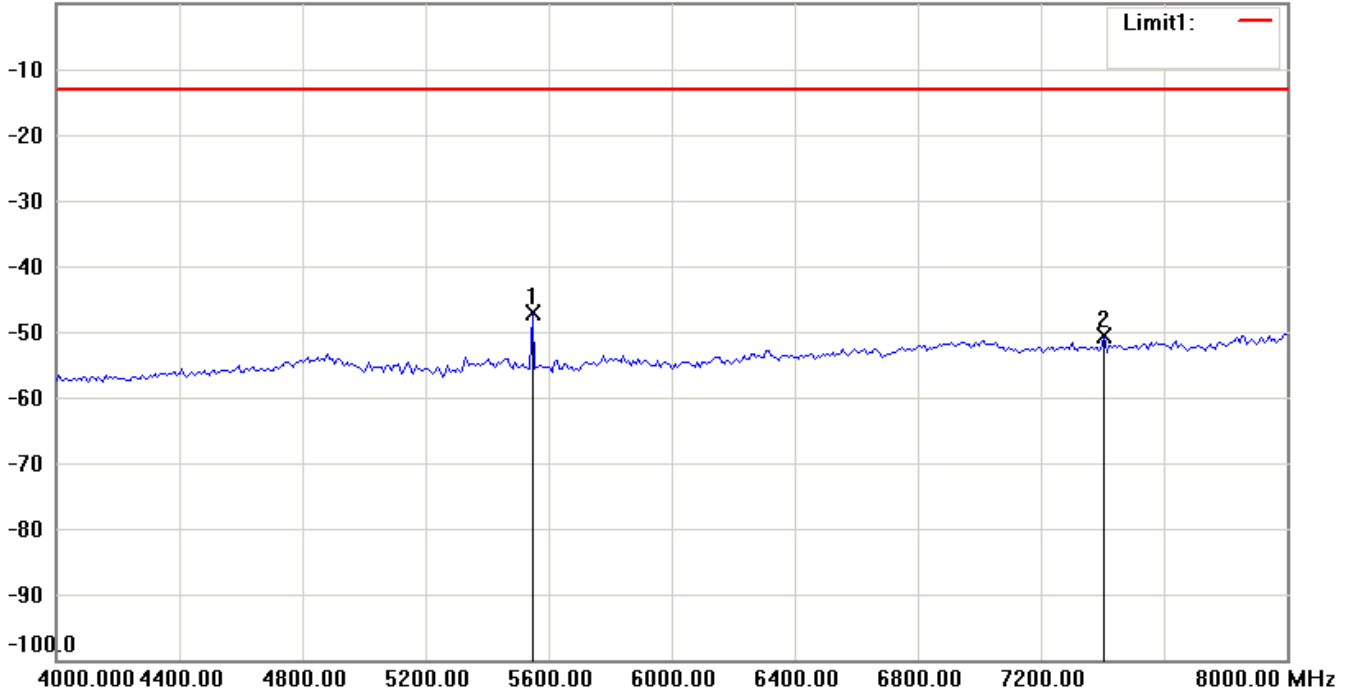
1. The attached measurement plots are preliminarily pre-scanned with peak detector for determining the final checking frequencies and are for reference only.
2. The some frequencies may exceed the limit line without the specified detectors, but that cannot present the results are failed to the specification of test standard.
3. For corrected test results are listed in the relevant table of radiated test data of this test report.



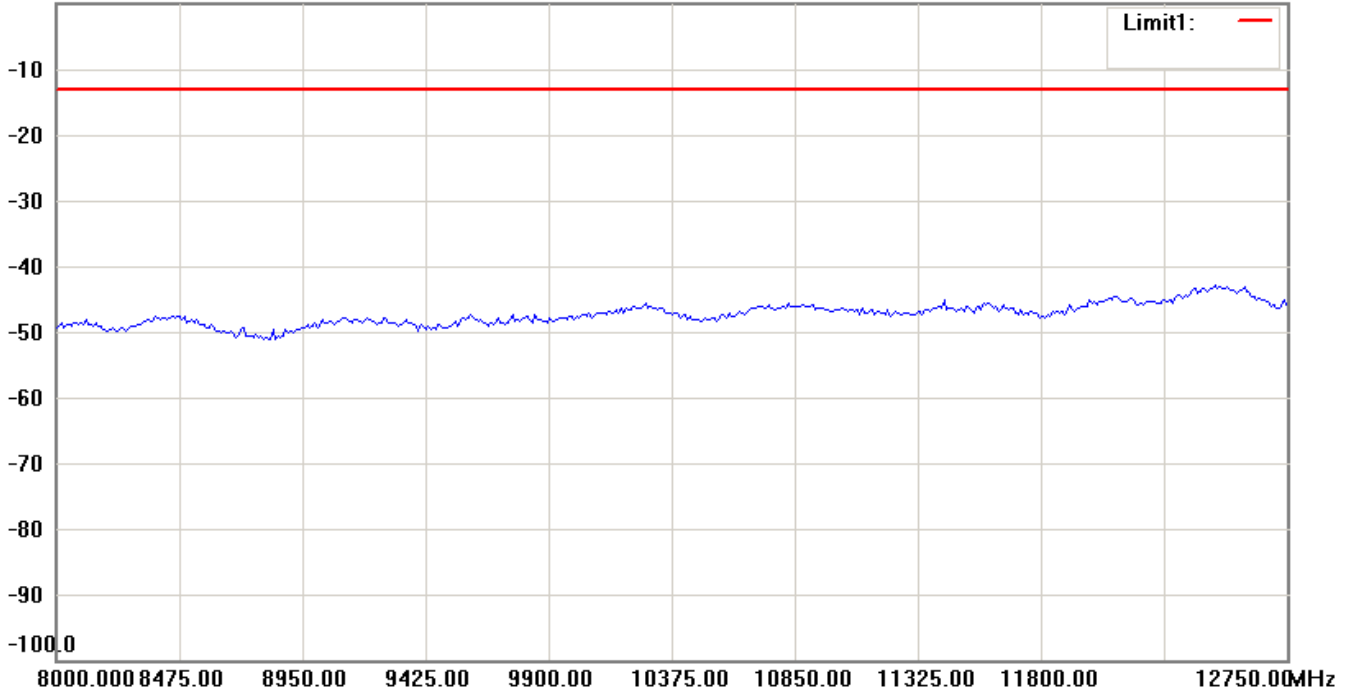
Report Number: W6M21308-13443-P-2224

FCC ID: GX9MX

0.0 dBm



0.0 dBm



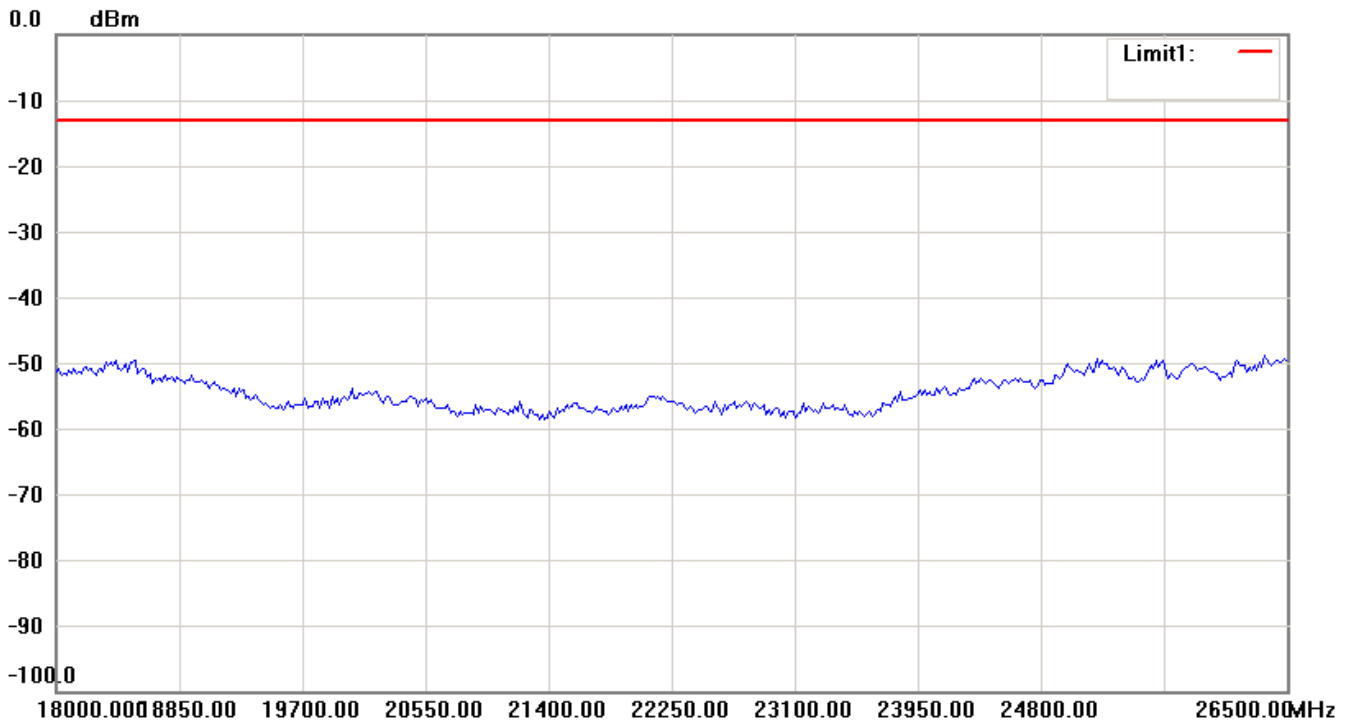
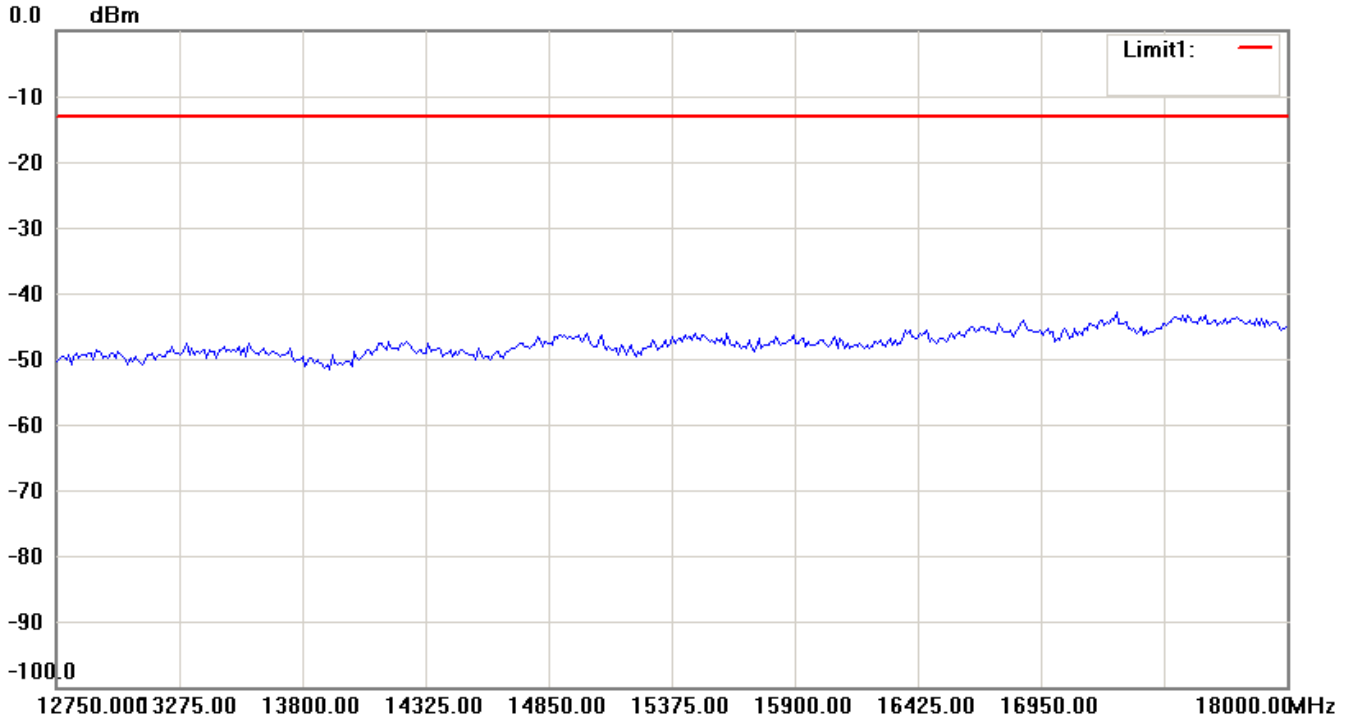
Note:

1. The attached measurement plots are preliminarily pre-scanned with peak detector for determining the final checking frequencies and are for reference only.
2. The some frequencies may exceed the limit line without the specified detectors, but that cannot present the results are failed to the specification of test standard.
3. For corrected test results are listed in the relevant table of radiated test data of this test report.



Report Number: W6M21308-13443-P-2224

FCC ID: GX9MX



Note:

1. The attached measurement plots are preliminarily pre-scanned with peak detector for determining the final checking frequencies and are for reference only.
2. The some frequencies may exceed the limit line without the specified detectors, but that cannot present the results are failed to the specification of test standard.
3. For corrected test results are listed in the relevant table of radiated test data of this test report.

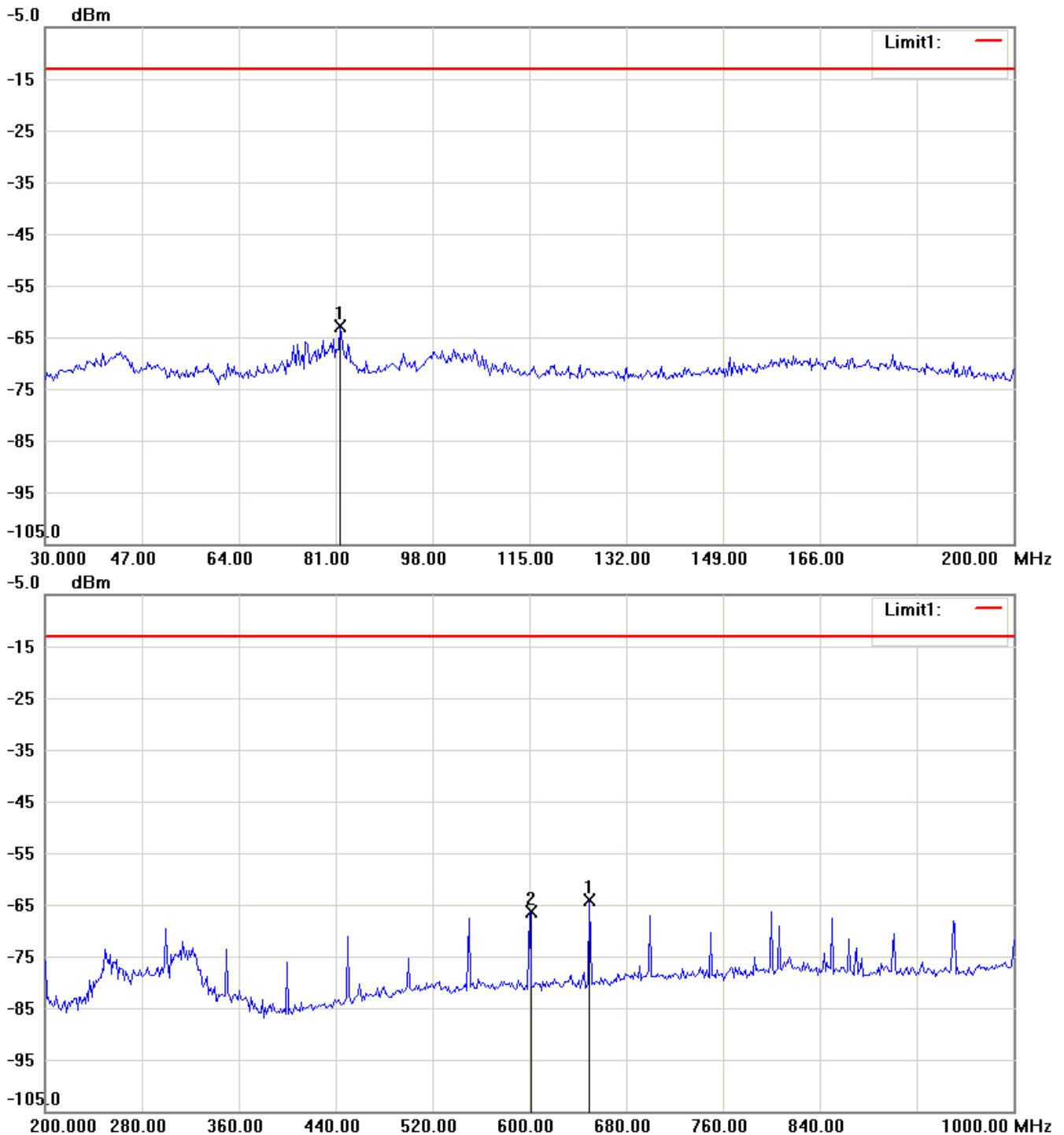


Report Number: W6M21308-13443-P-2224

FCC ID: GX9MX


1900 band_CH 661_7 V

Antenna Polarization H



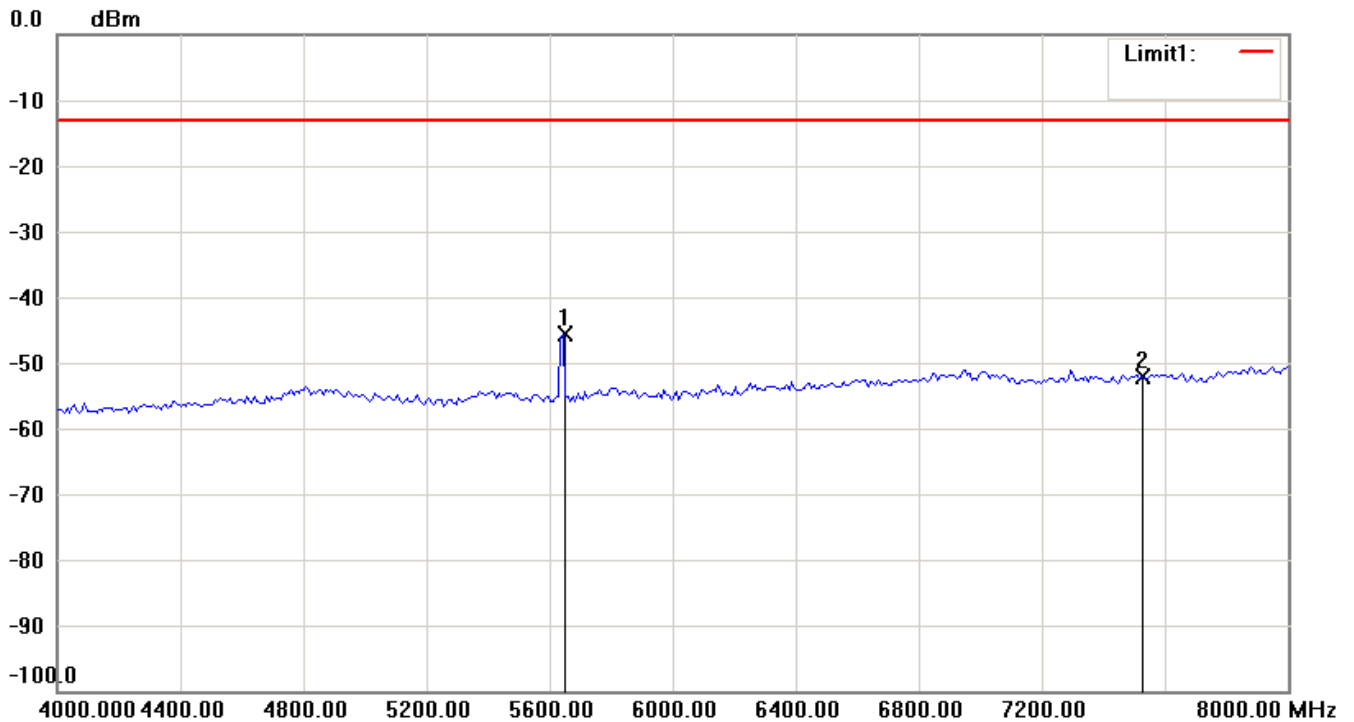
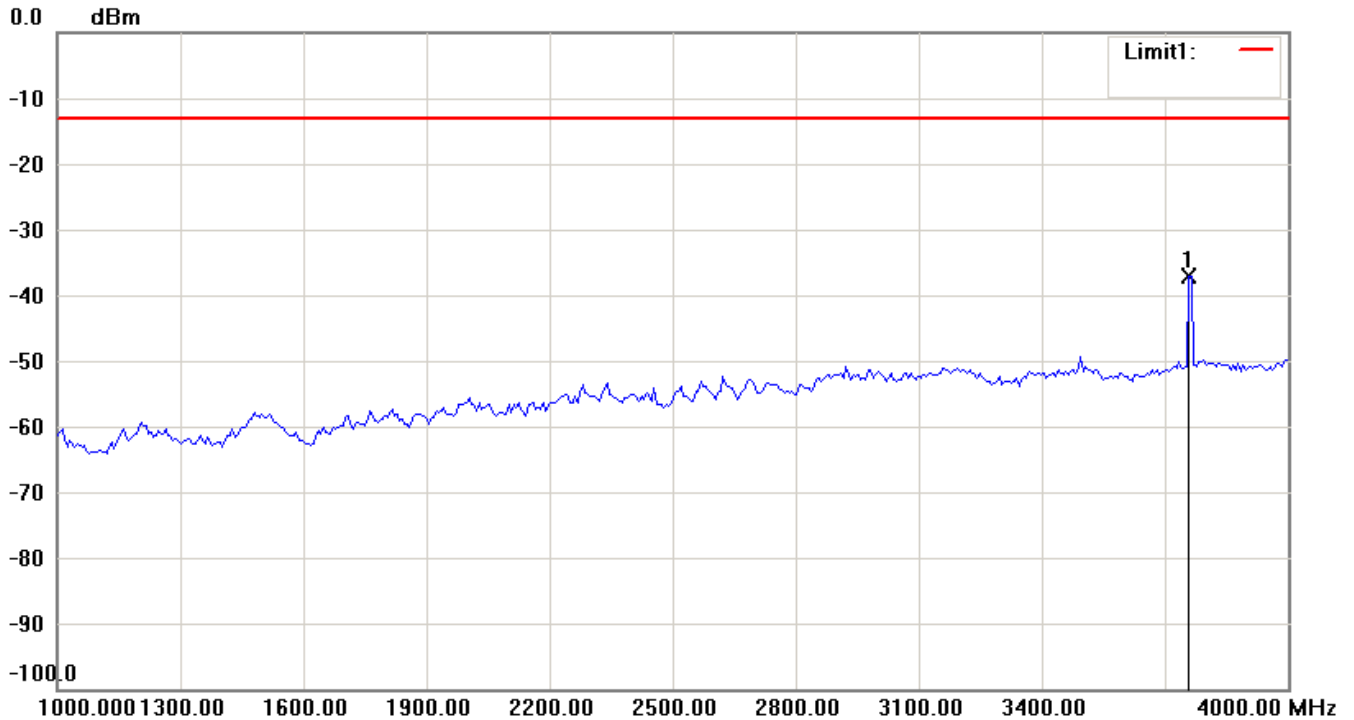
Note:

1. The attached measurement plots are preliminarily pre-scanned with peak detector for determining the final checking frequencies and are for reference only.
2. The some frequencies may exceed the limit line without the specified detectors, but that cannot present the results are failed to the specification of test standard.
3. For corrected test results are listed in the relevant table of radiated test data of this test report.



Report Number: W6M21308-13443-P-2224

FCC ID: GX9MX



Note:

1. The attached measurement plots are preliminarily pre-scanned with peak detector for determining the final checking frequencies and are for reference only.
2. The some frequencies may exceed the limit line without the specified detectors, but that cannot present the results are failed to the specification of test standard.
3. For corrected test results are listed in the relevant table of radiated test data of this test report.

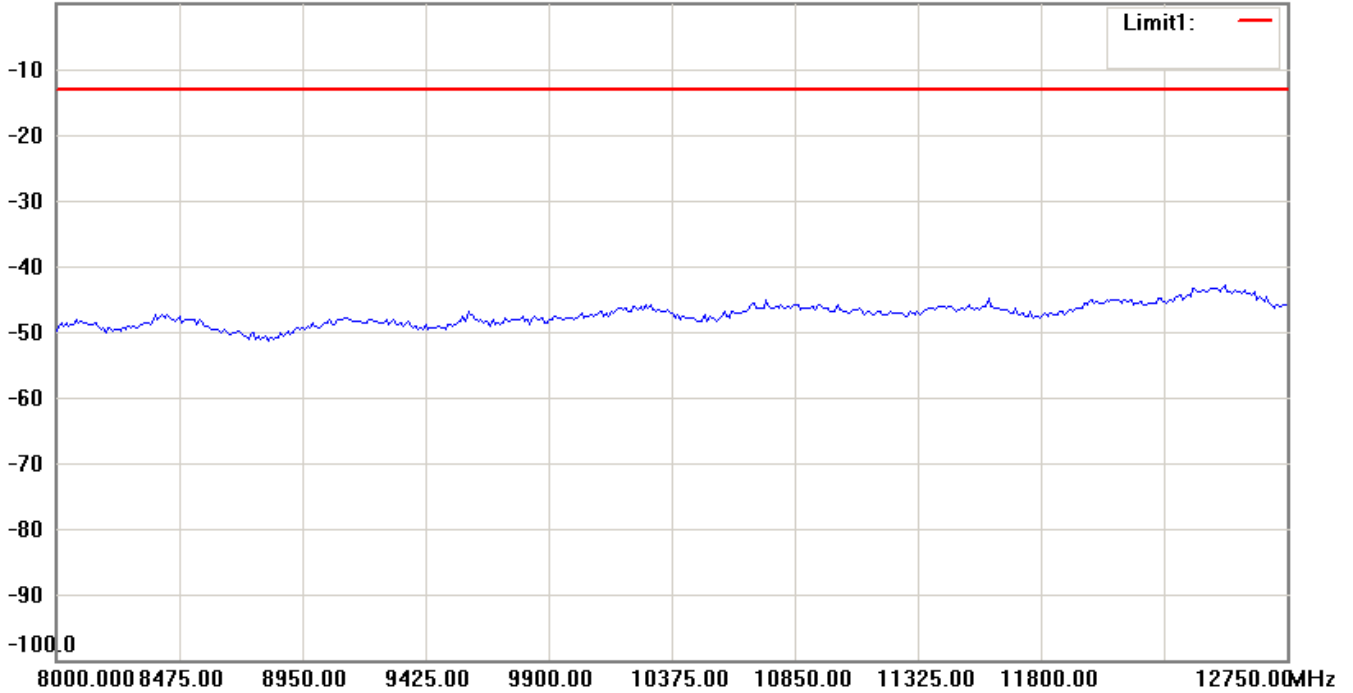


Worldwide Testing Services(Taiwan) Co., Ltd.

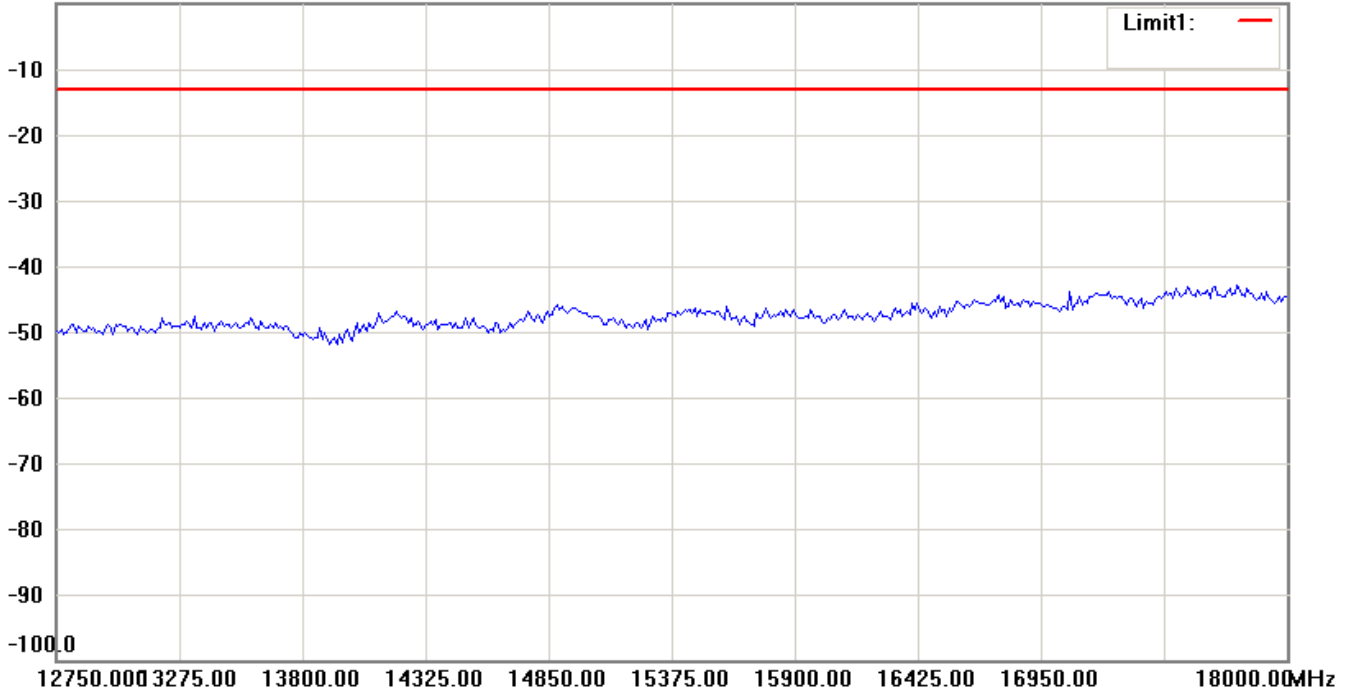
Report Number: W6M21308-13443-P-2224

FCC ID: GX9MX

0.0 dBm




0.0 dBm



Note:

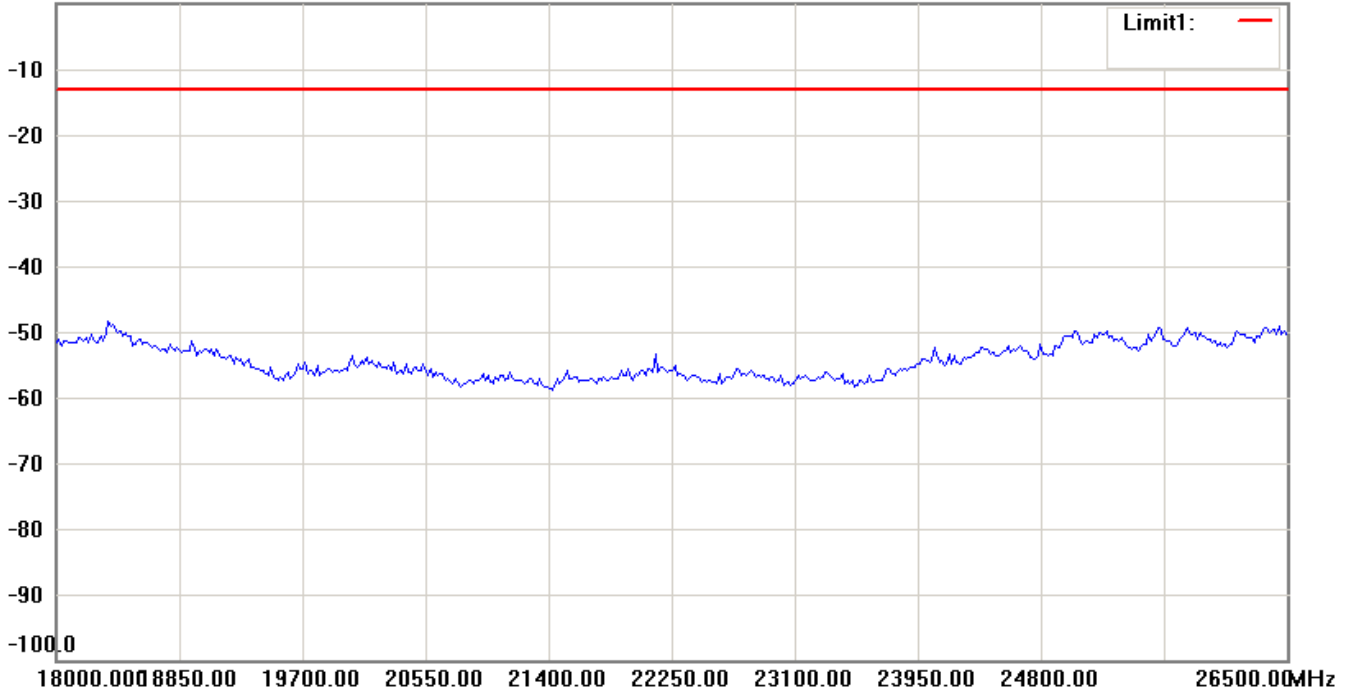
1. The attached measurement plots are preliminarily pre-scanned with peak detector for determining the final checking frequencies and are for reference only.
2. The some frequencies may exceed the limit line without the specified detectors, but that cannot present the results are failed to the specification of test standard.
3. For corrected test results are listed in the relevant table of radiated test data of this test report.



Report Number: W6M21308-13443-P-2224

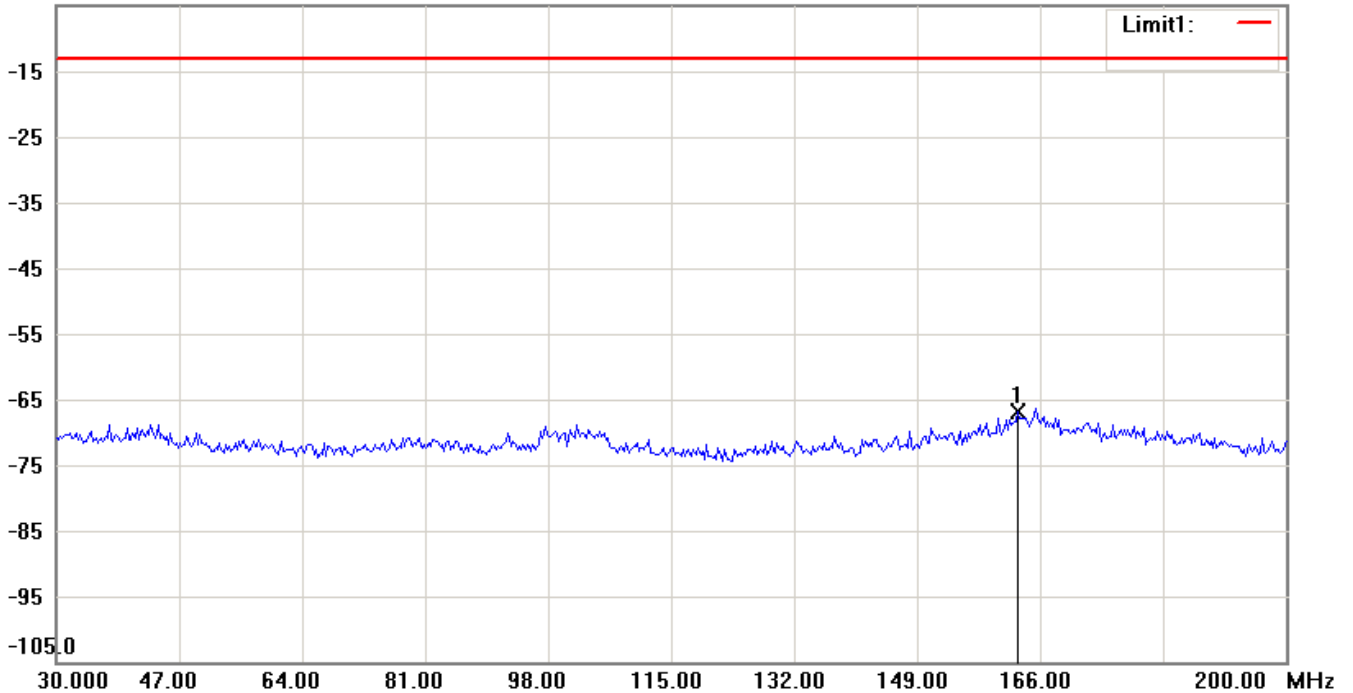
FCC ID: GX9MX

0.0 dBm



Antenna Polarization V

-5.0 dBm



Note:

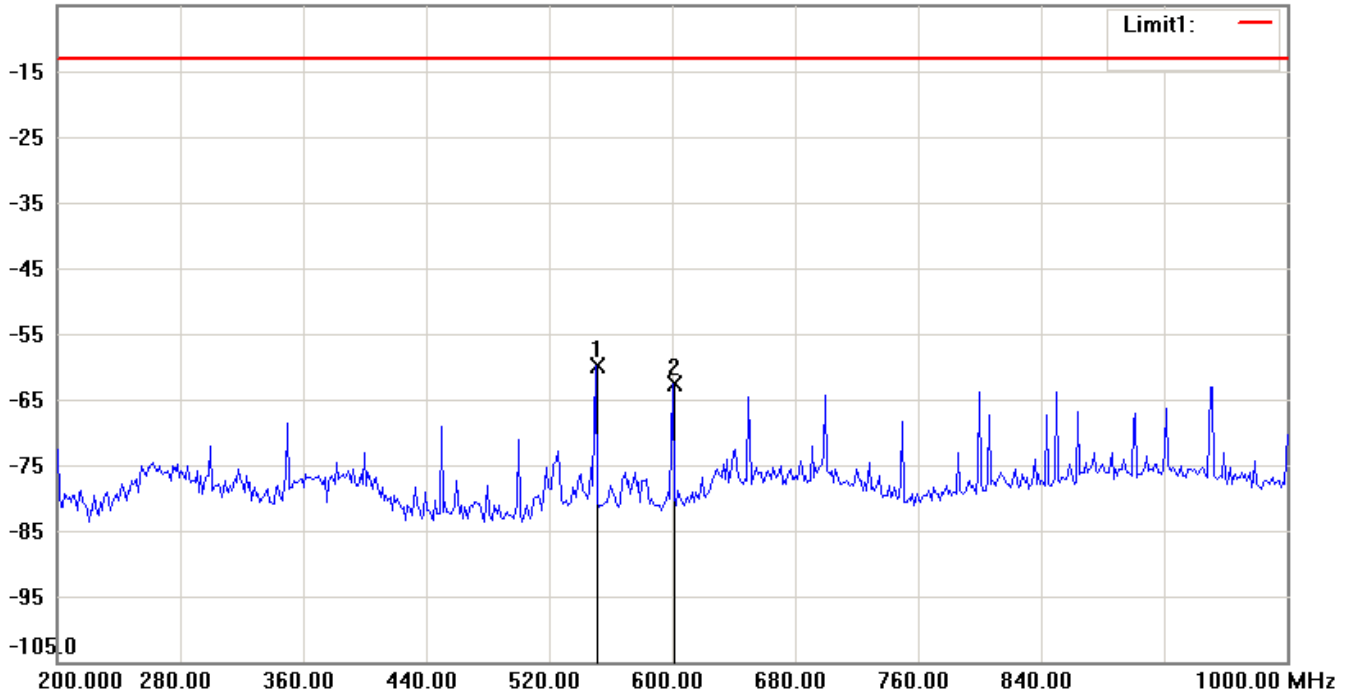
1. The attached measurement plots are preliminarily pre-scanned with peak detector for determining the final checking frequencies and are for reference only.
2. The some frequencies may exceed the limit line without the specified detectors, but that cannot present the results are failed to the specification of test standard.
3. For corrected test results are listed in the relevant table of radiated test data of this test report.



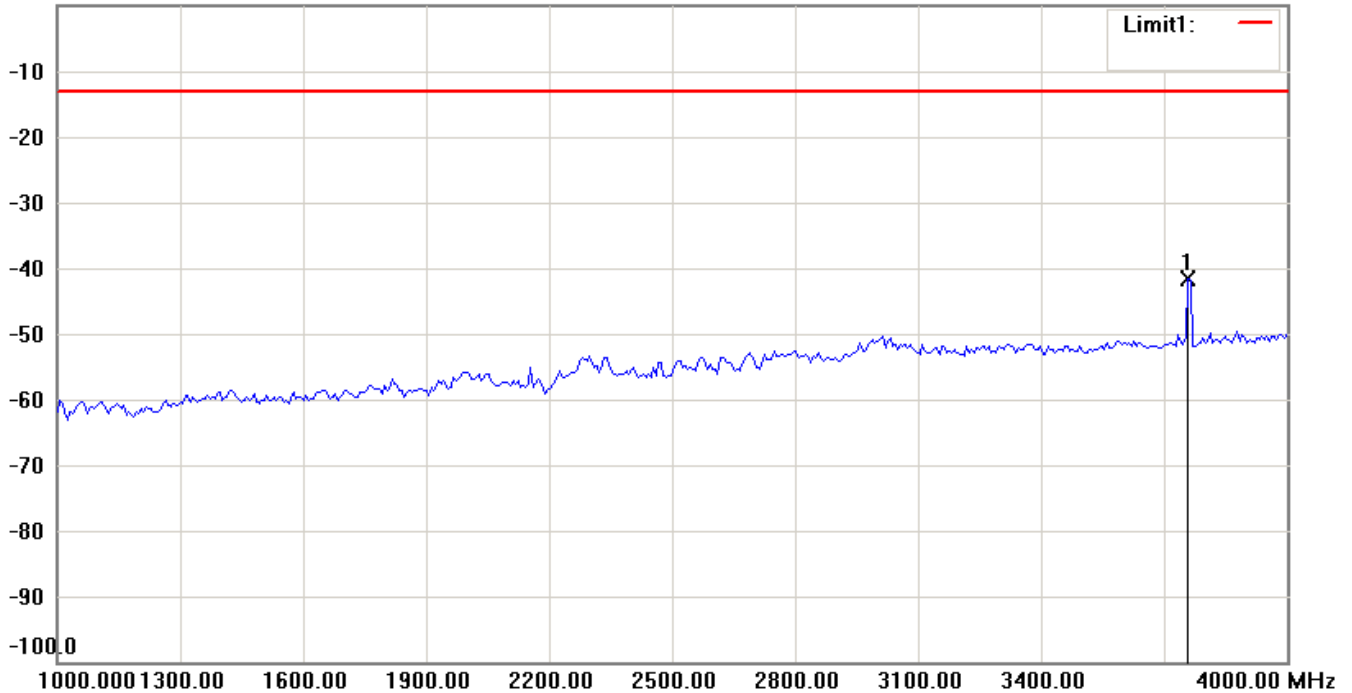
Report Number: W6M21308-13443-P-2224

FCC ID: GX9MX

-5.0 dBm



0.0 dBm



Note:

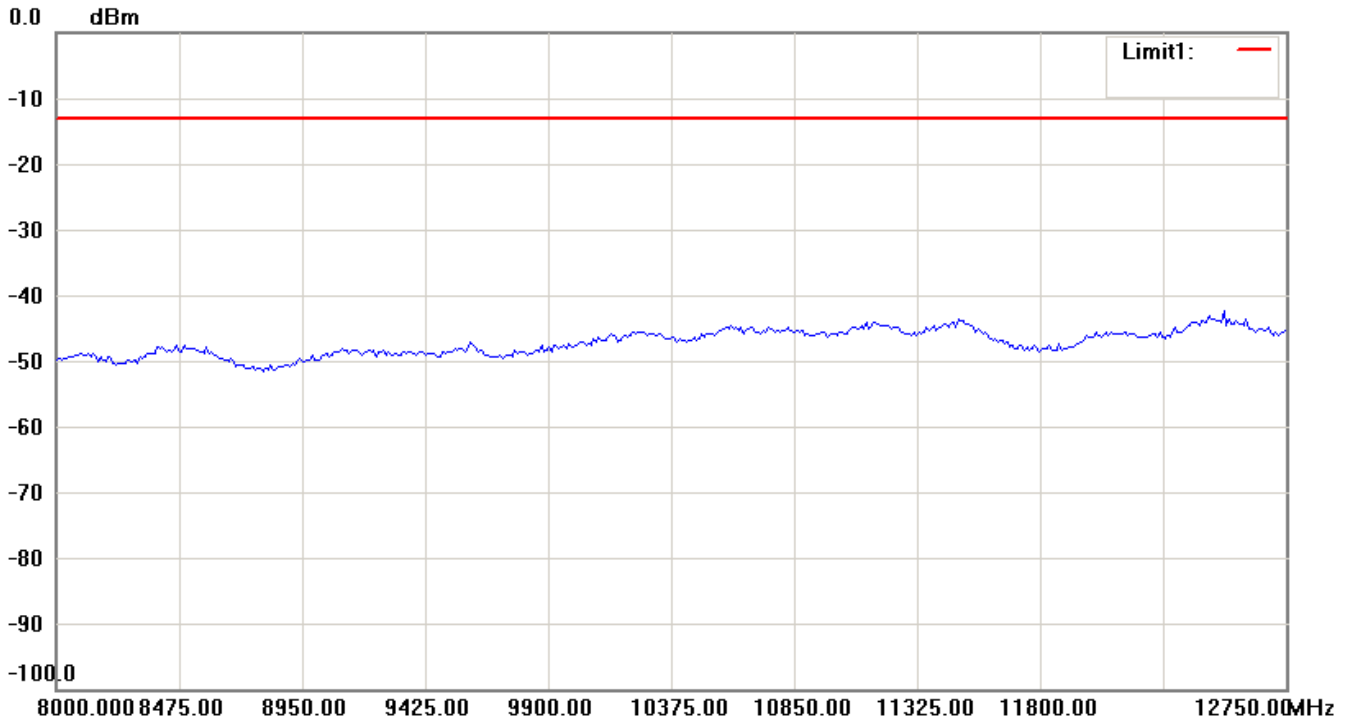
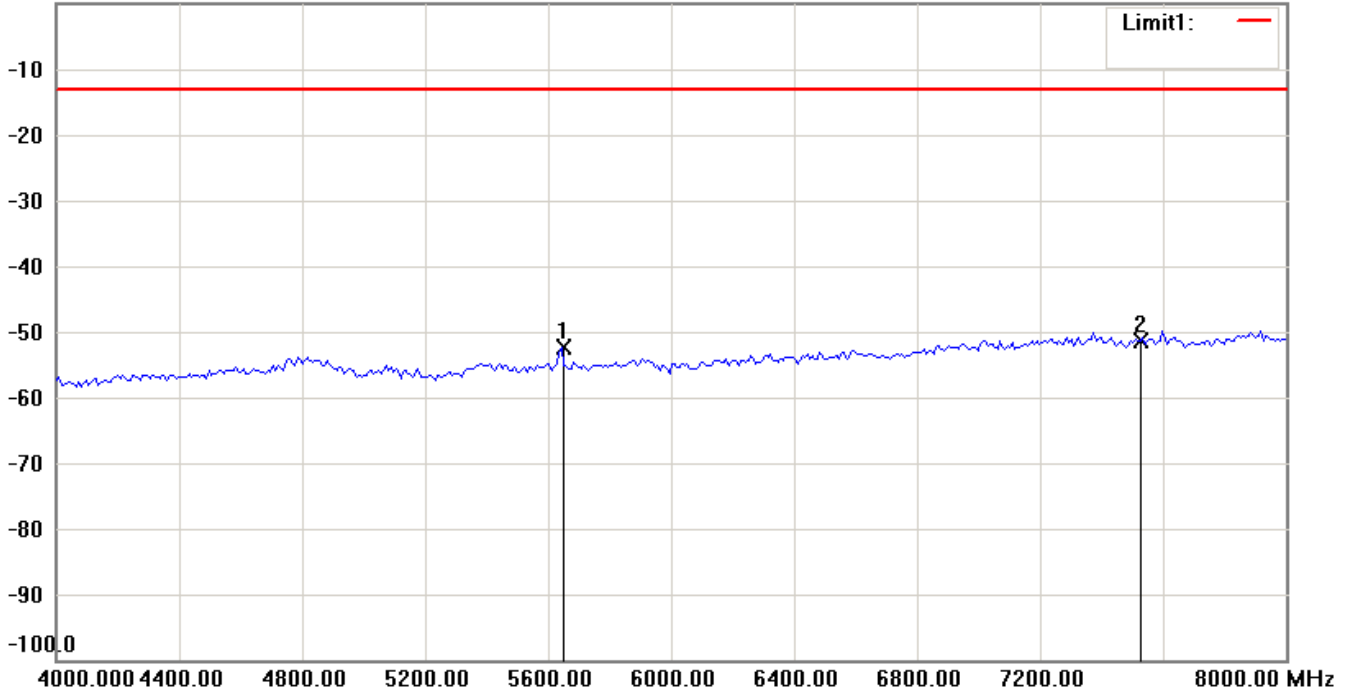
1. The attached measurement plots are preliminarily pre-scanned with peak detector for determining the final checking frequencies and are for reference only.
2. The some frequencies may exceed the limit line without the specified detectors, but that cannot present the results are failed to the specification of test standard.
3. For corrected test results are listed in the relevant table of radiated test data of this test report.



Report Number: W6M21308-13443-P-2224

FCC ID: GX9MX

0.0 dBm



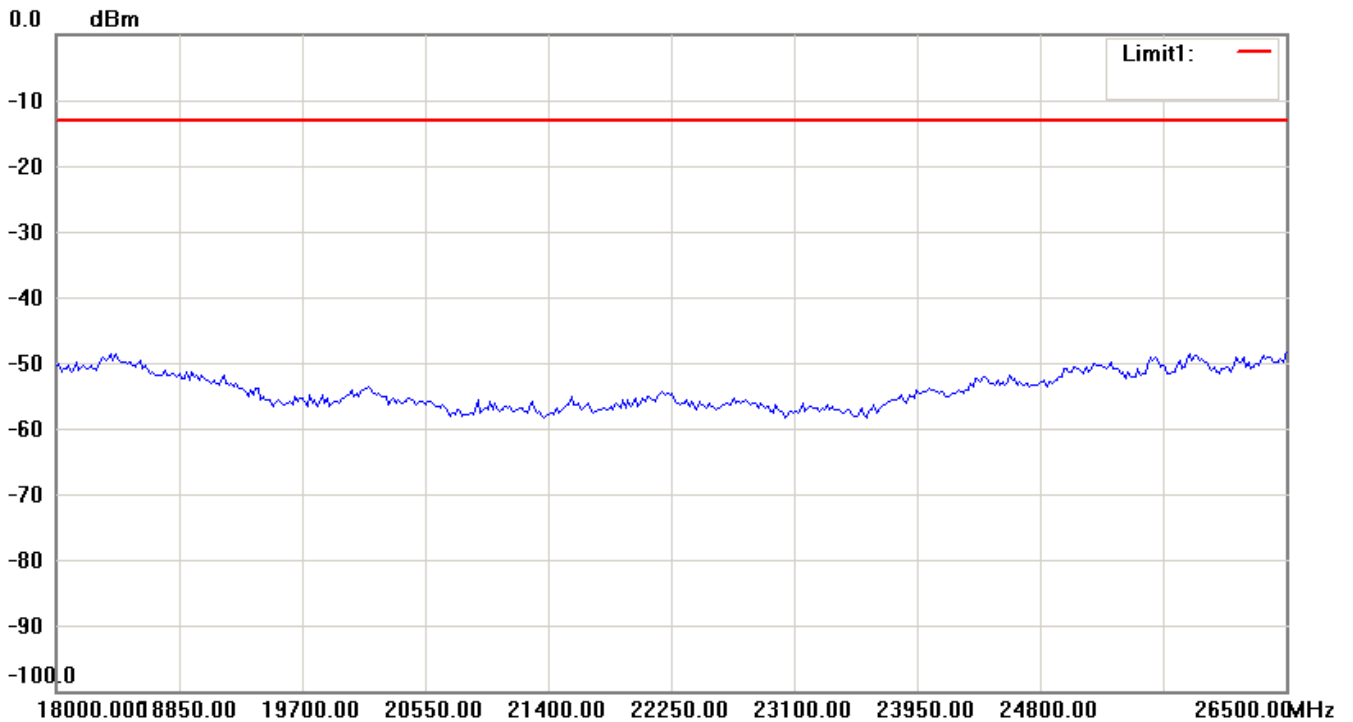
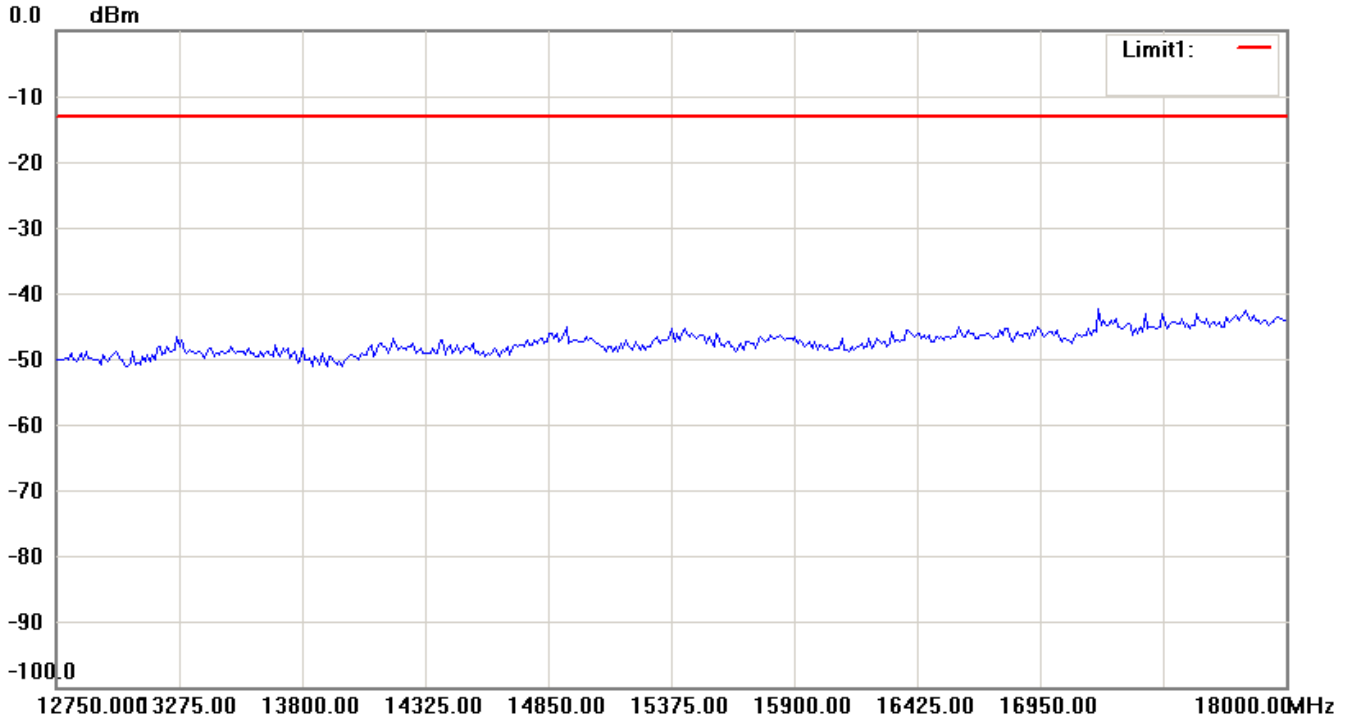
Note:

1. The attached measurement plots are preliminarily pre-scanned with peak detector for determining the final checking frequencies and are for reference only.
2. The some frequencies may exceed the limit line without the specified detectors, but that cannot present the results are failed to the specification of test standard.
3. For corrected test results are listed in the relevant table of radiated test data of this test report.



Report Number: W6M21308-13443-P-2224

FCC ID: GX9MX



Note:

1. The attached measurement plots are preliminarily pre-scanned with peak detector for determining the final checking frequencies and are for reference only.
2. The some frequencies may exceed the limit line without the specified detectors, but that cannot present the results are failed to the specification of test standard.
3. For corrected test results are listed in the relevant table of radiated test data of this test report.

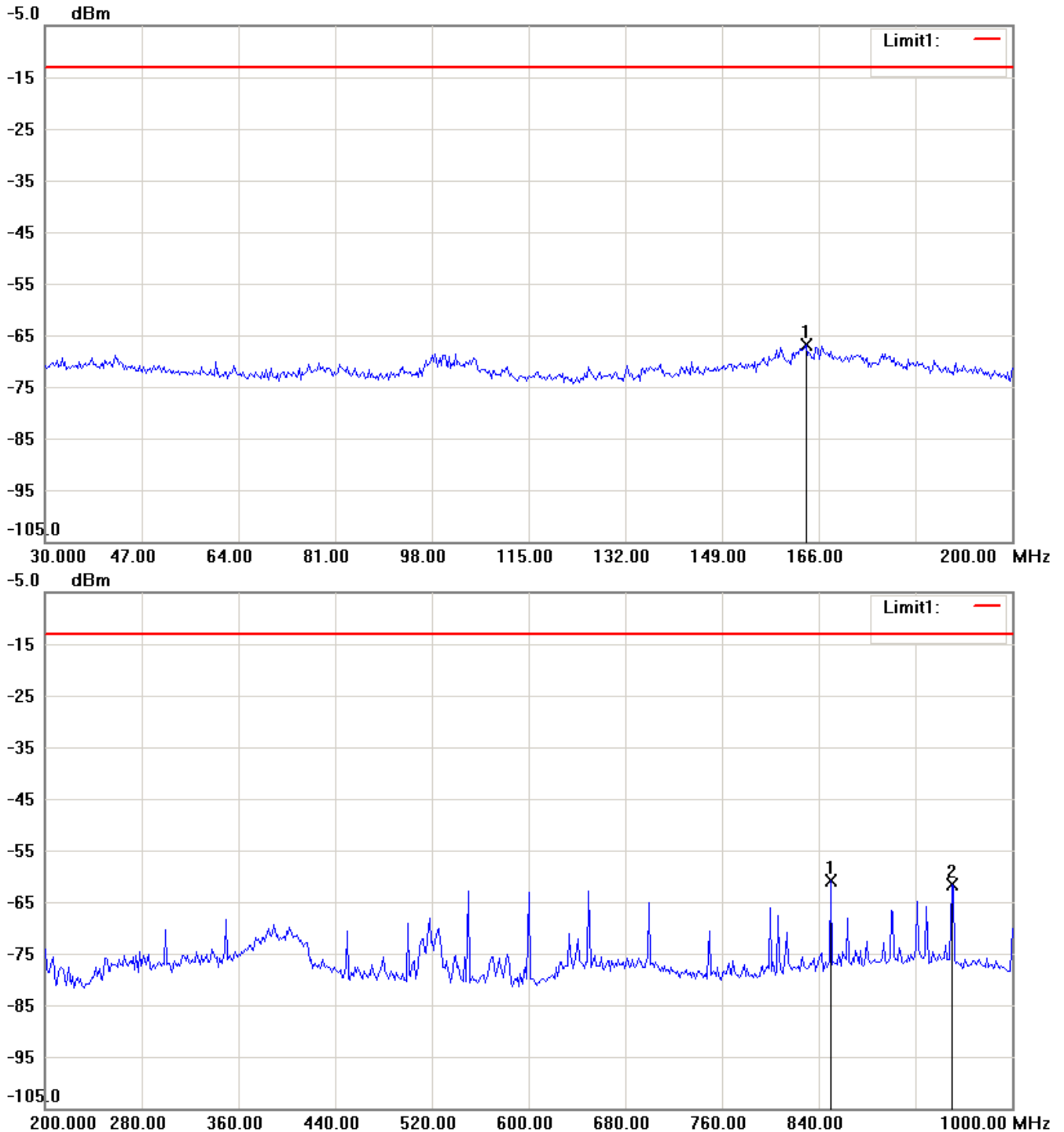


Report Number: W6M21308-13443-P-2224

FCC ID: GX9MX


1900 band_CH 661_7.92 V

Antenna Polarization H



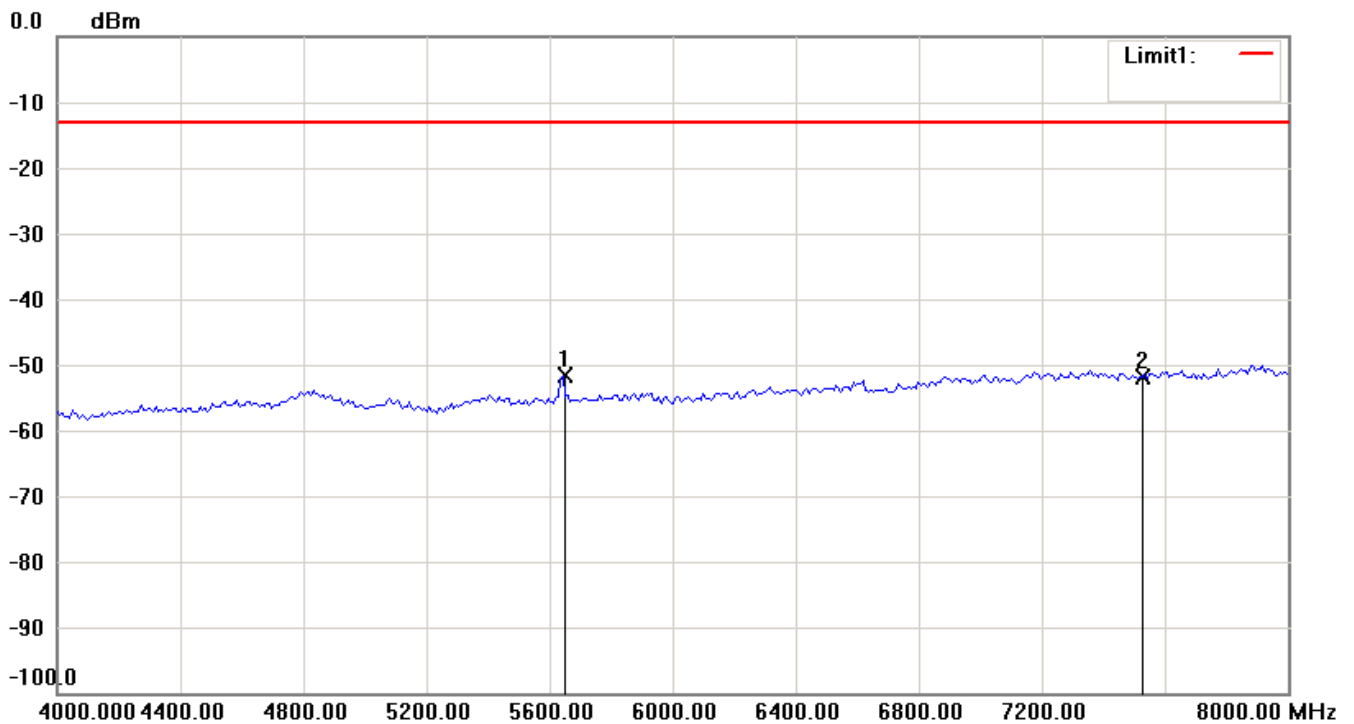
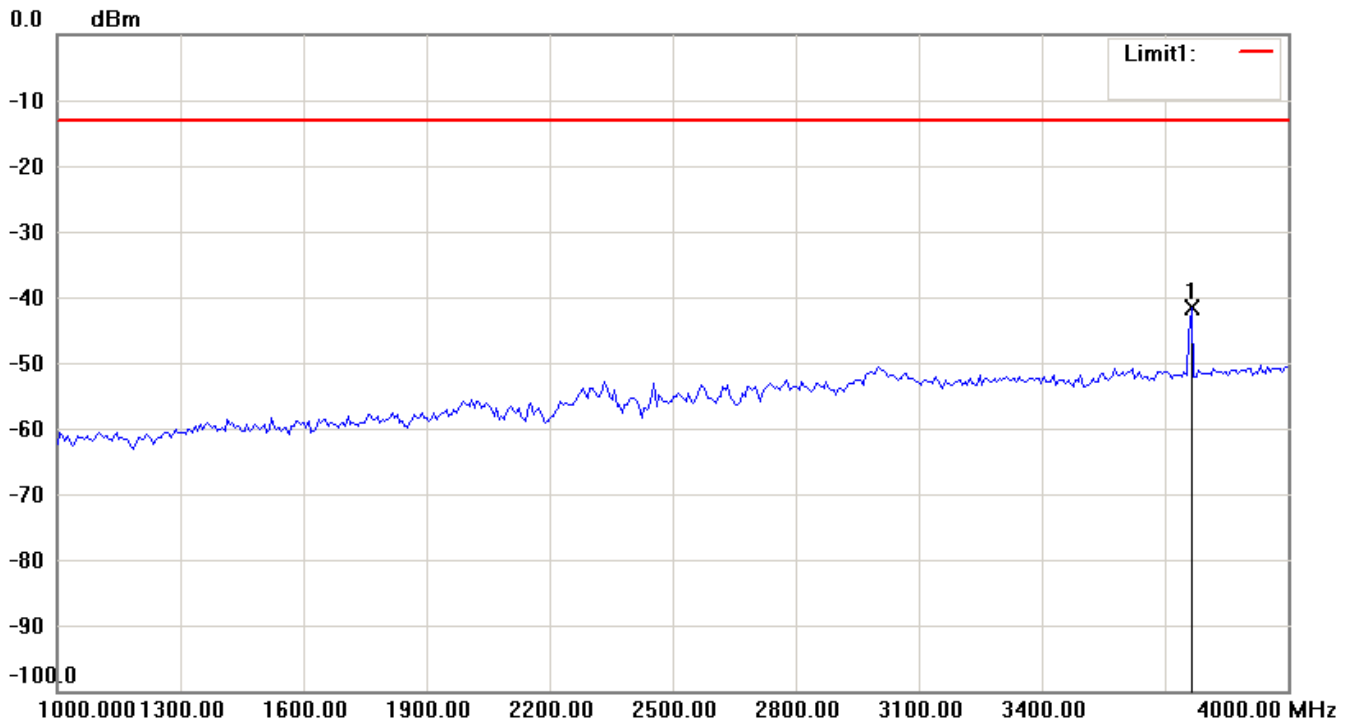
Note:

1. The attached measurement plots are preliminarily pre-scanned with peak detector for determining the final checking frequencies and are for reference only.
2. The some frequencies may exceed the limit line without the specified detectors, but that cannot present the results are failed to the specification of test standard.
3. For corrected test results are listed in the relevant table of radiated test data of this test report.



Report Number: W6M21308-13443-P-2224

FCC ID: GX9MX



Note:

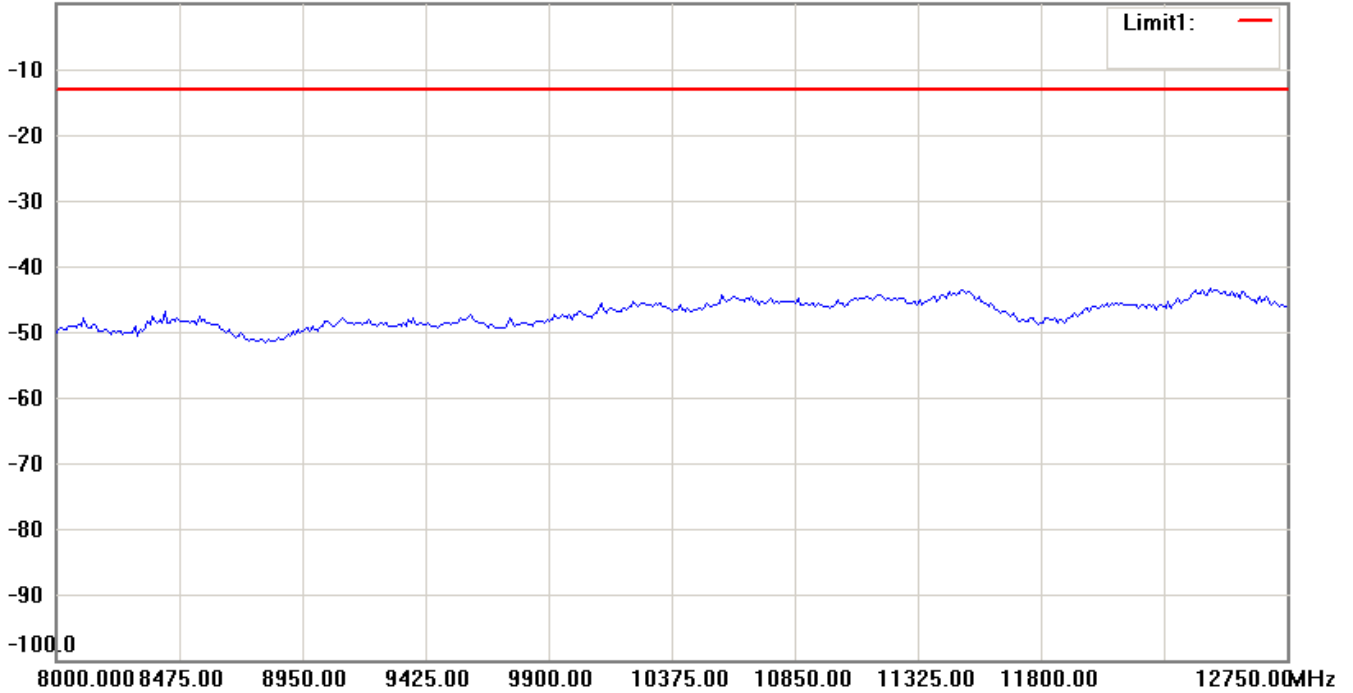
1. The attached measurement plots are preliminarily pre-scanned with peak detector for determining the final checking frequencies and are for reference only.
2. The some frequencies may exceed the limit line without the specified detectors, but that cannot present the results are failed to the specification of test standard.
3. For corrected test results are listed in the relevant table of radiated test data of this test report.



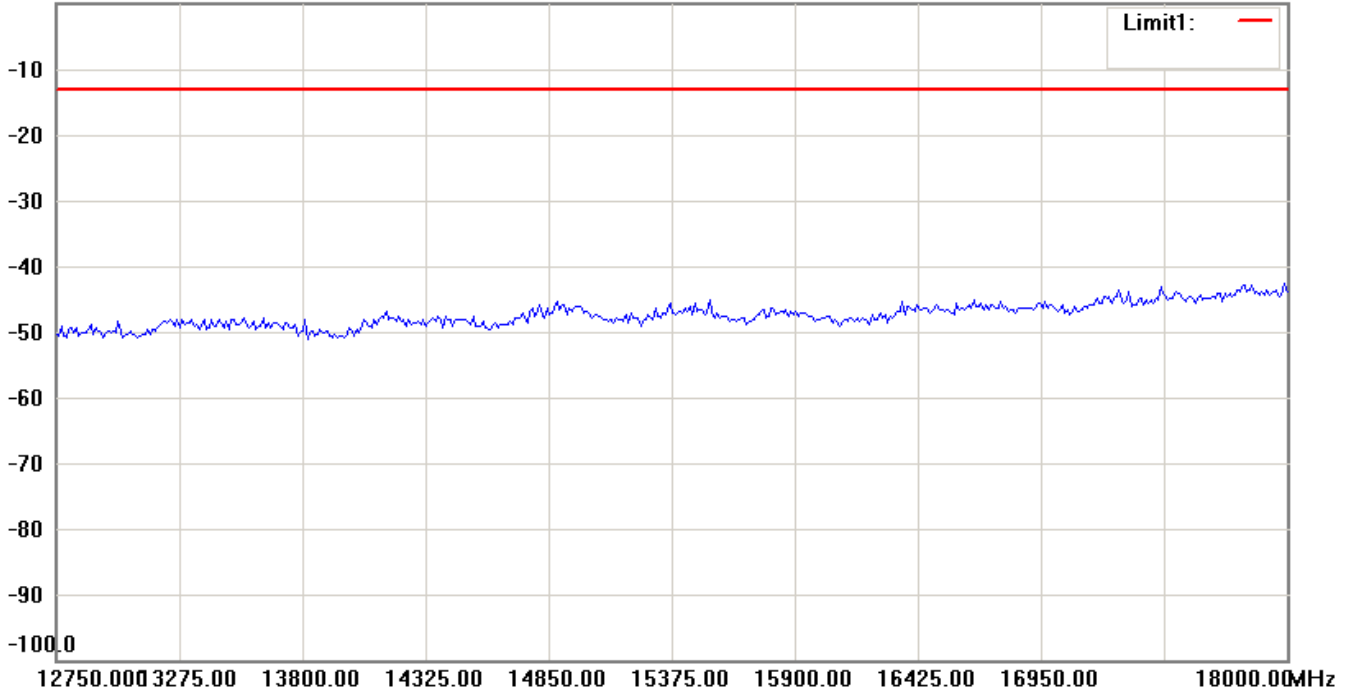
Report Number: W6M21308-13443-P-2224

FCC ID: GX9MX

0.0 dBm



0.0 dBm



Note:

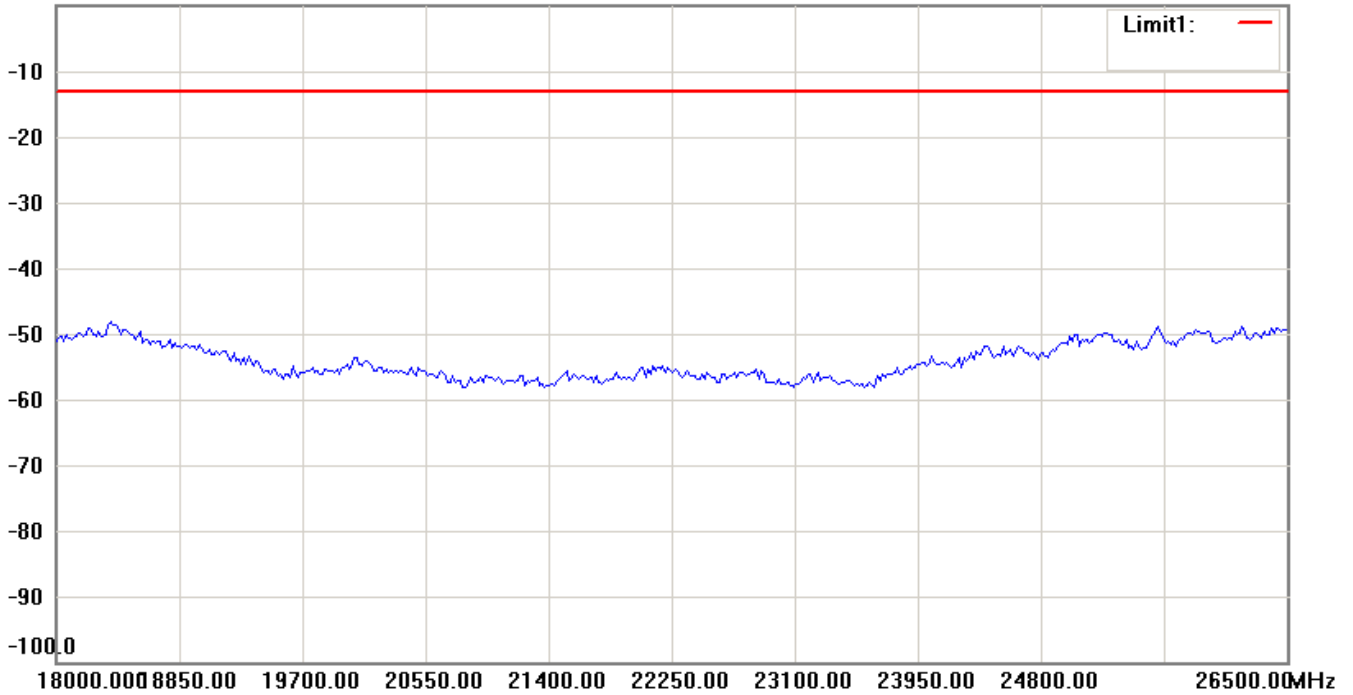
1. The attached measurement plots are preliminarily pre-scanned with peak detector for determining the final checking frequencies and are for reference only.
2. The some frequencies may exceed the limit line without the specified detectors, but that cannot present the results are failed to the specification of test standard.
3. For corrected test results are listed in the relevant table of radiated test data of this test report.



Report Number: W6M21308-13443-P-2224

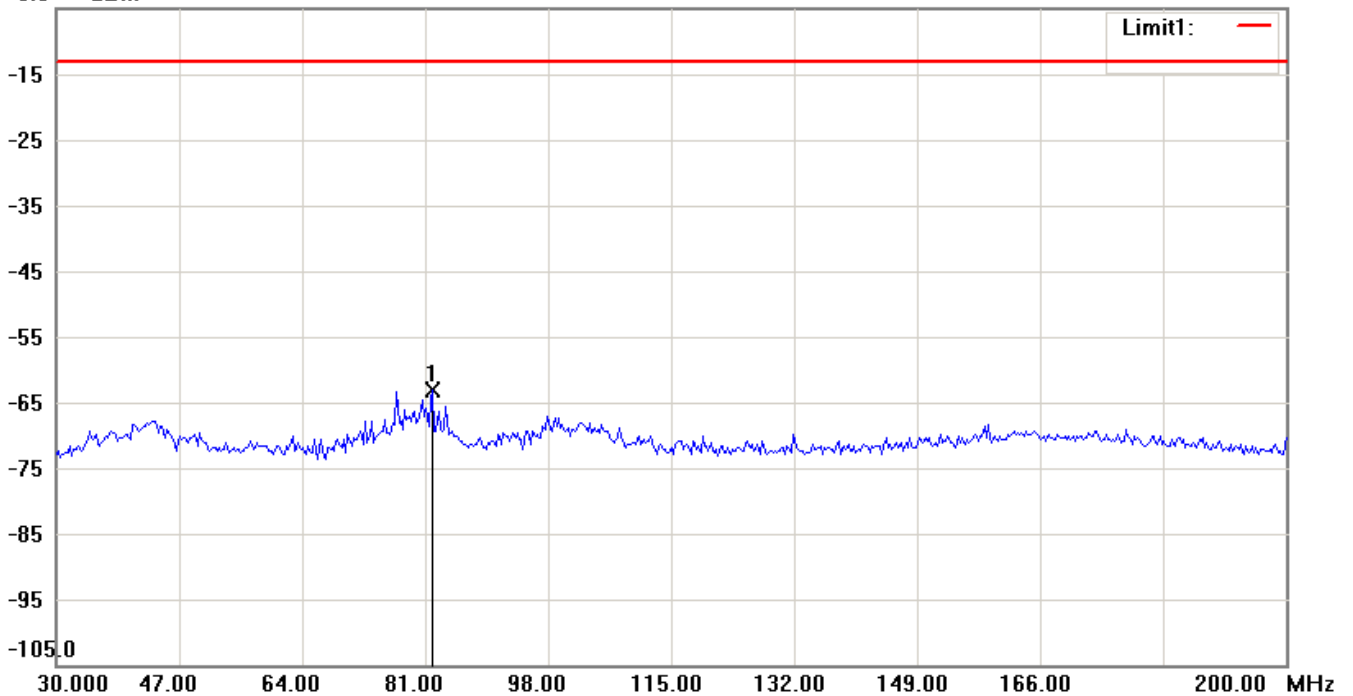
FCC ID: GX9MX

0.0 dBm




Antenna Polarization V

-5.0 dBm



Note:

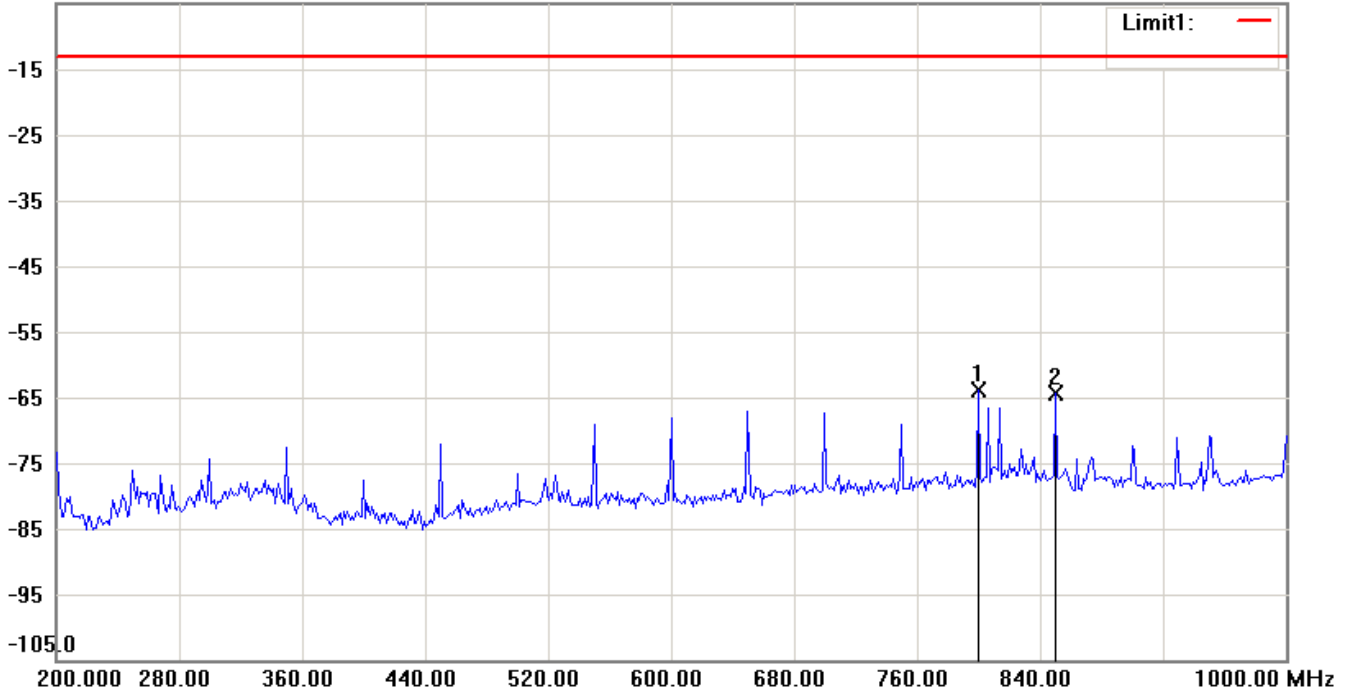
1. The attached measurement plots are preliminarily pre-scanned with peak detector for determining the final checking frequencies and are for reference only.
2. The some frequencies may exceed the limit line without the specified detectors, but that cannot present the results are failed to the specification of test standard.
3. For corrected test results are listed in the relevant table of radiated test data of this test report.



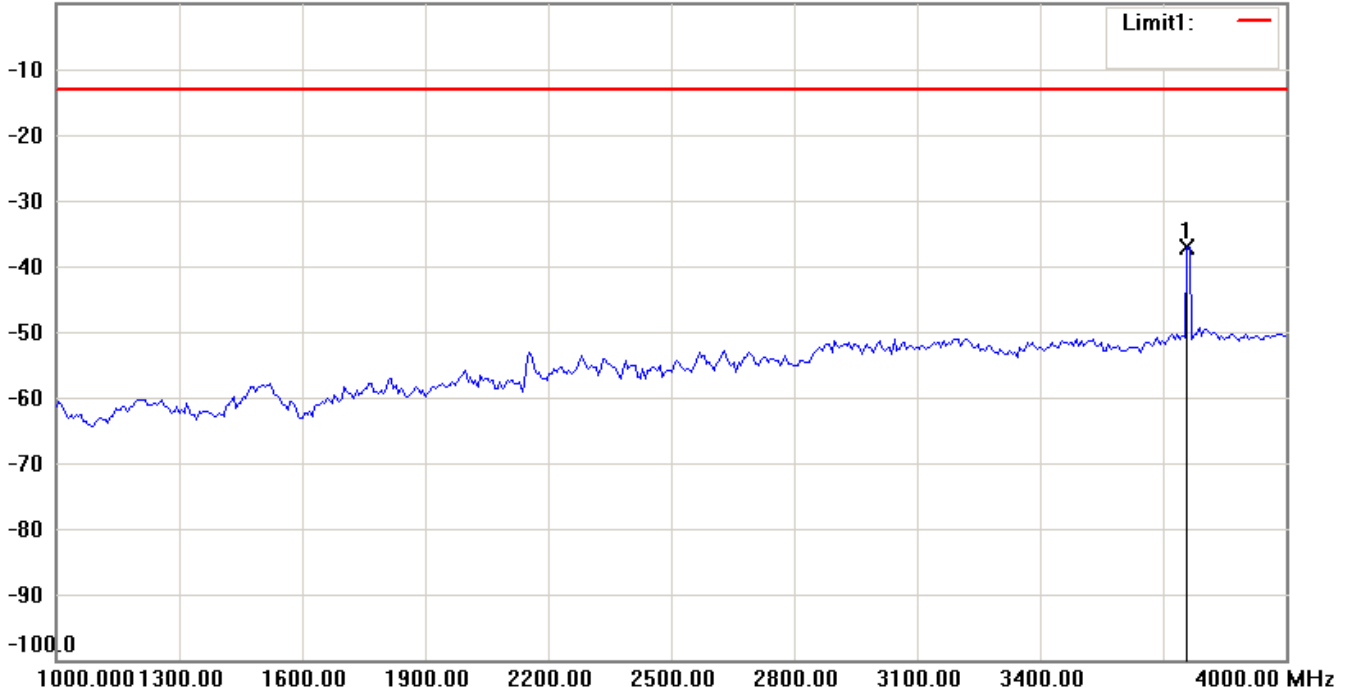
Report Number: W6M21308-13443-P-2224

FCC ID: GX9MX

-5.0 dBm



0.0 dBm



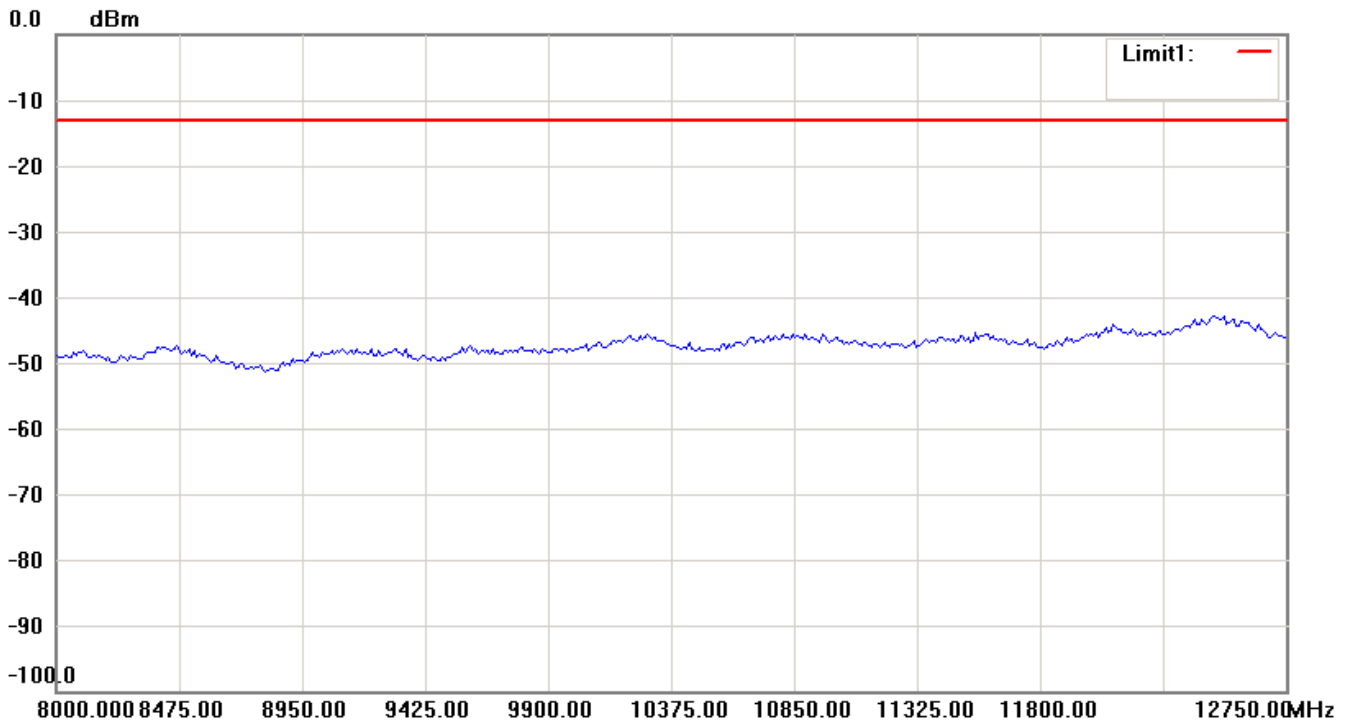
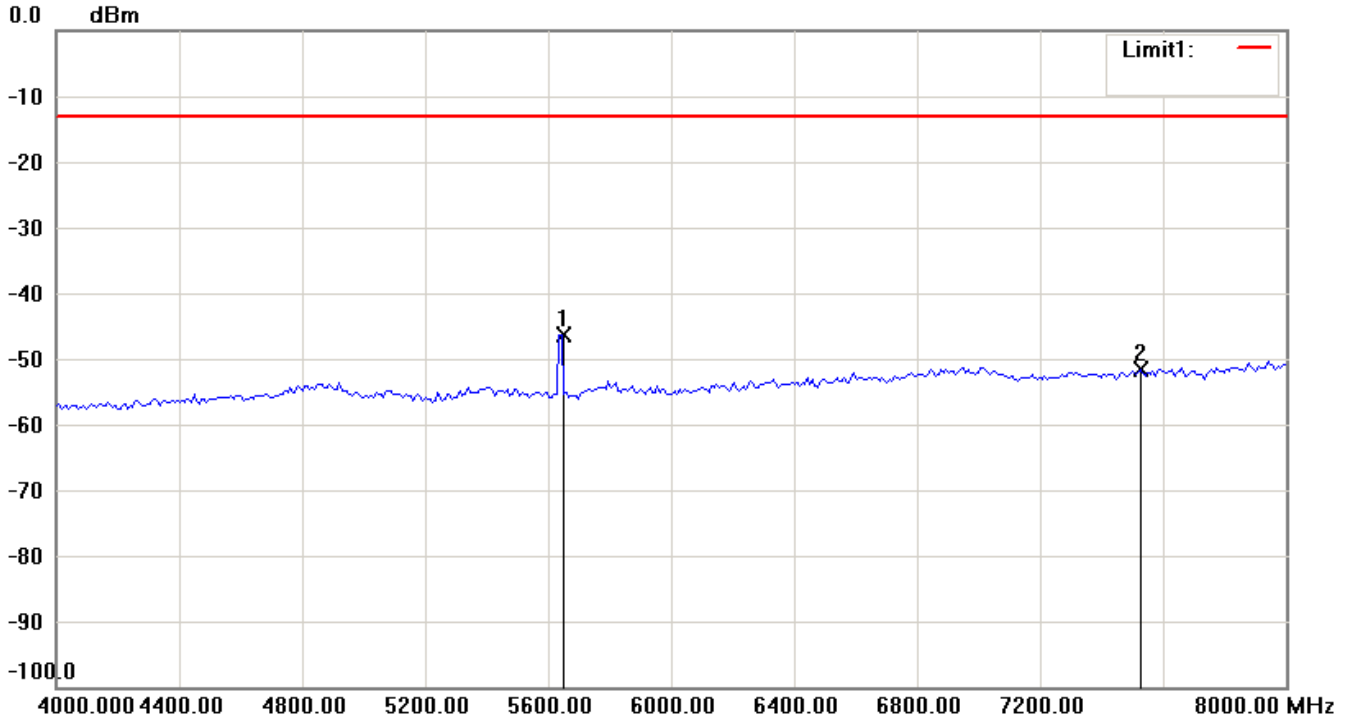
Note:

1. The attached measurement plots are preliminarily pre-scanned with peak detector for determining the final checking frequencies and are for reference only.
2. The some frequencies may exceed the limit line without the specified detectors, but that cannot present the results are failed to the specification of test standard.
3. For corrected test results are listed in the relevant table of radiated test data of this test report.



Report Number: W6M21308-13443-P-2224

FCC ID: GX9MX



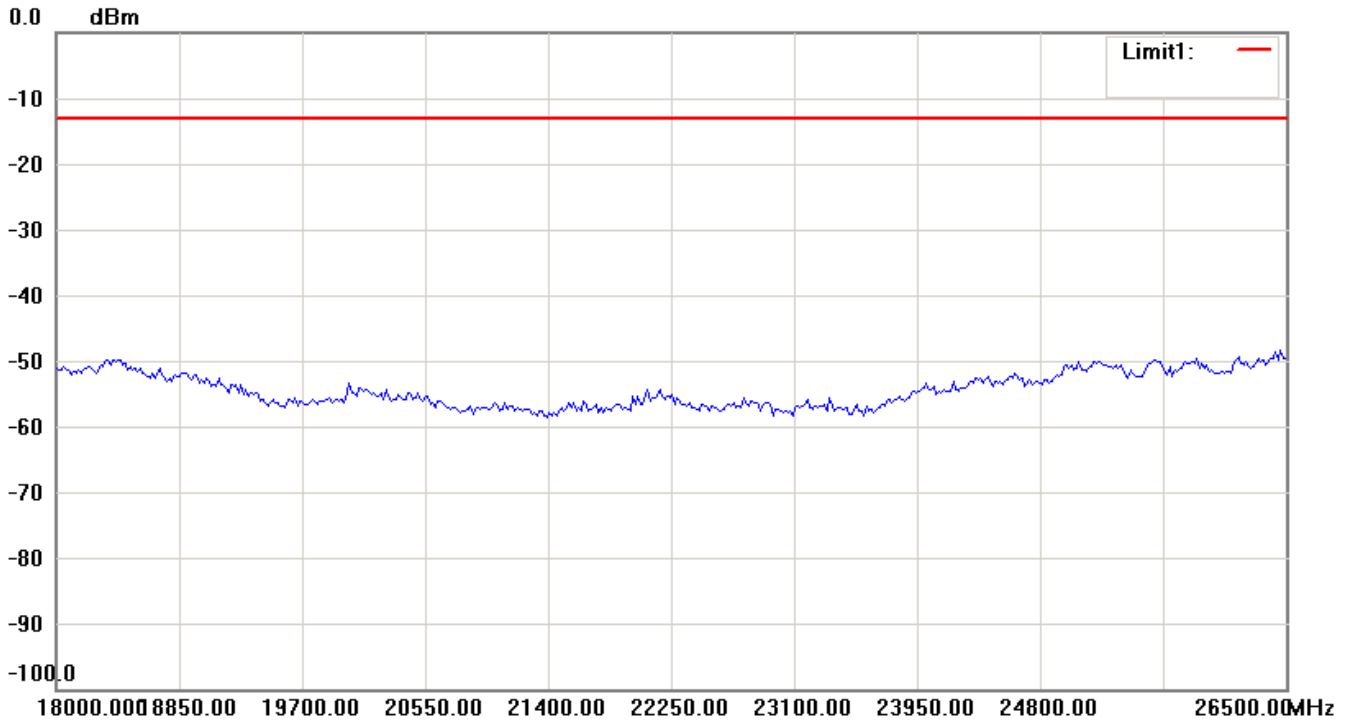
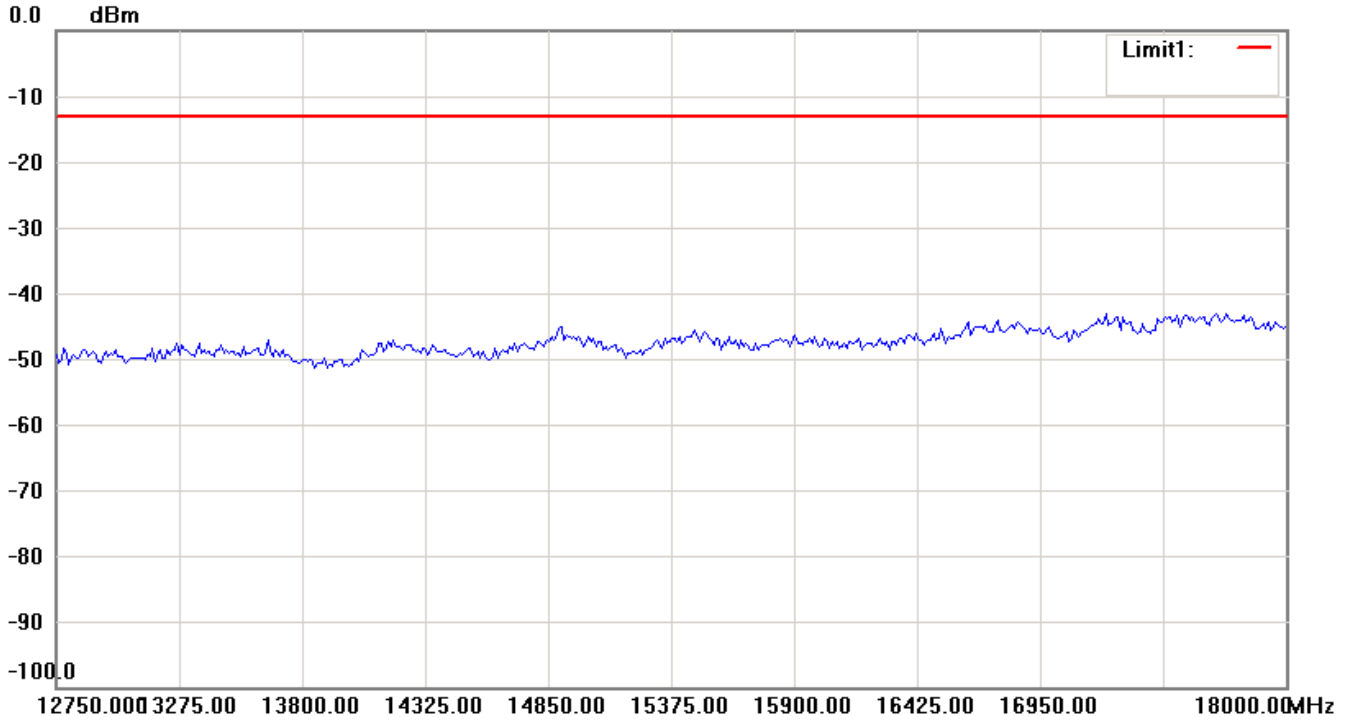
Note:

1. The attached measurement plots are preliminarily pre-scanned with peak detector for determining the final checking frequencies and are for reference only.
2. The some frequencies may exceed the limit line without the specified detectors, but that cannot present the results are failed to the specification of test standard.
3. For corrected test results are listed in the relevant table of radiated test data of this test report.




Report Number: W6M21308-13443-P-2224

FCC ID: GX9MX



Note:

1. The attached measurement plots are preliminarily pre-scanned with peak detector for determining the final checking frequencies and are for reference only.
2. The some frequencies may exceed the limit line without the specified detectors, but that cannot present the results are failed to the specification of test standard.
3. For corrected test results are listed in the relevant table of radiated test data of this test report.

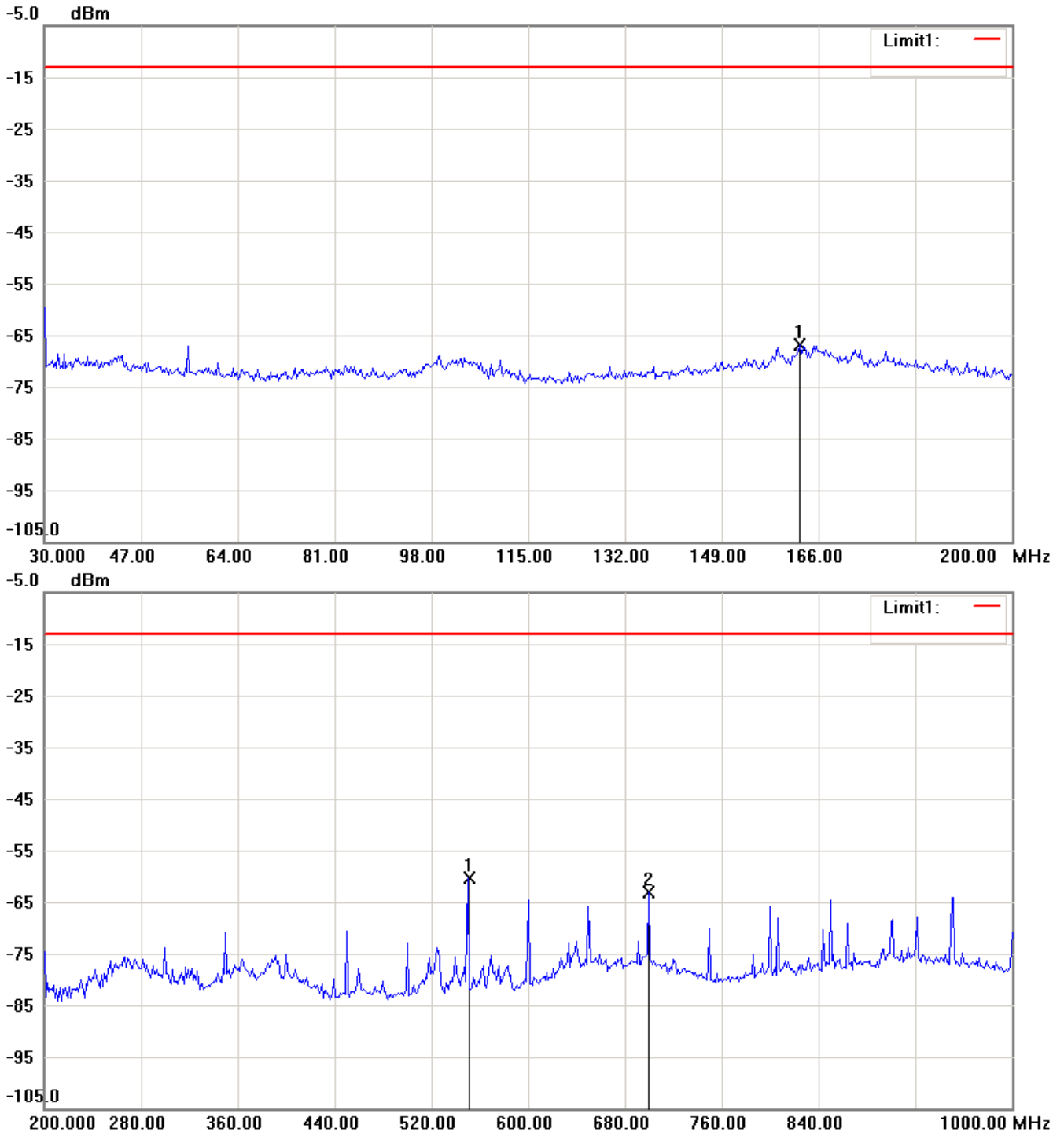


Report Number: W6M21308-13443-P-2224

FCC ID: GX9MX


1900 band_CH 810_7 V

Antenna Polarization H



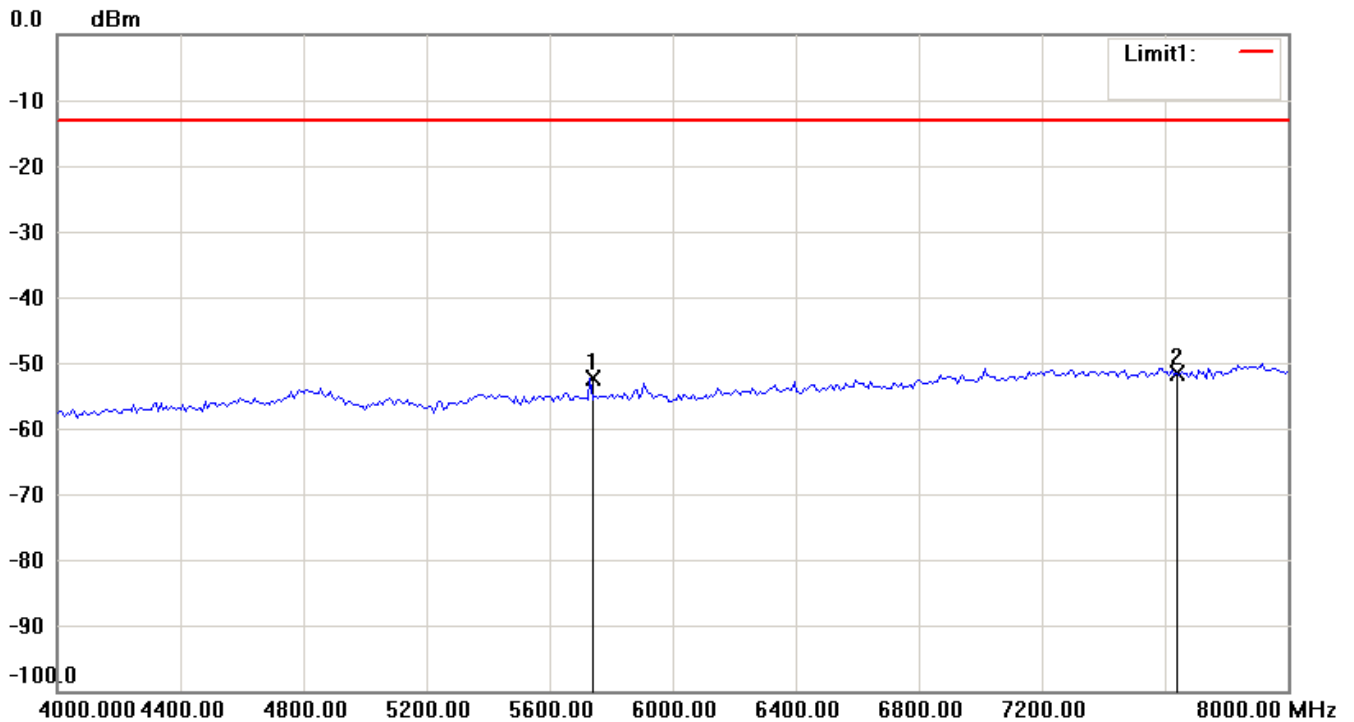
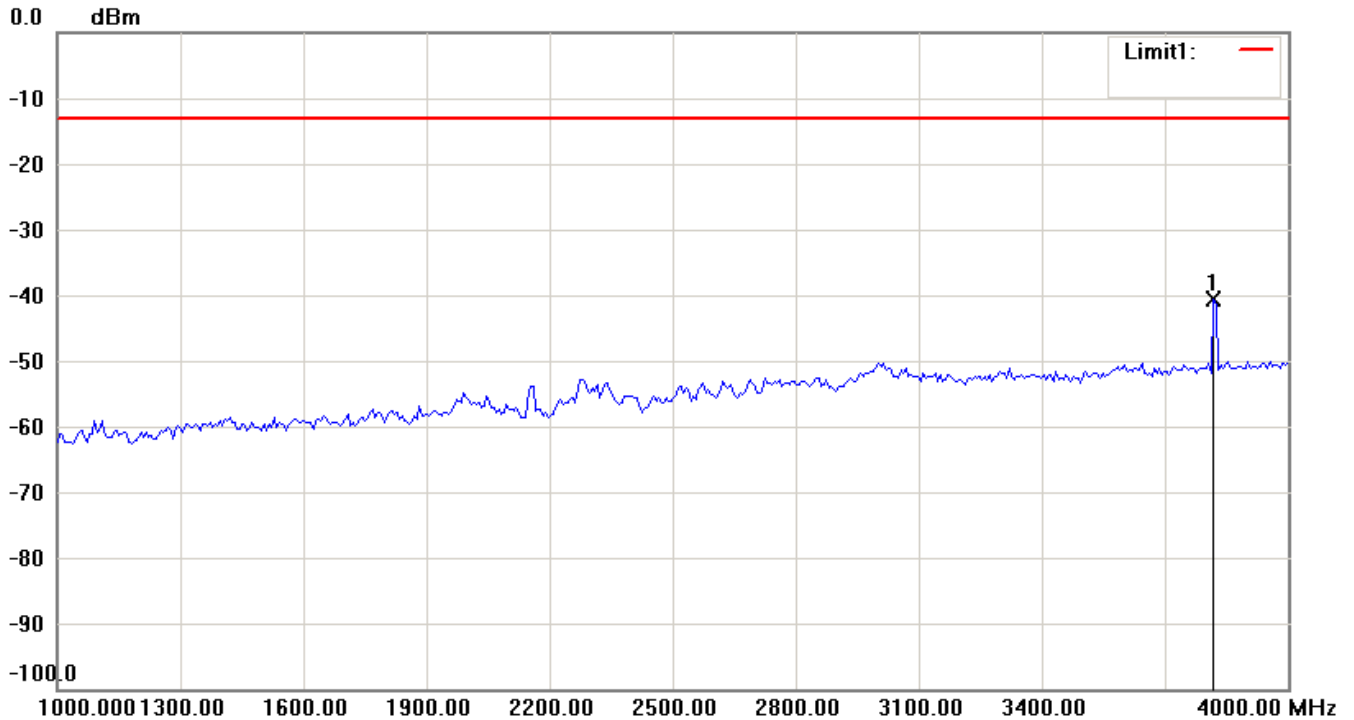
Note:

1. The attached measurement plots are preliminarily pre-scanned with peak detector for determining the final checking frequencies and are for reference only.
2. The some frequencies may exceed the limit line without the specified detectors, but that cannot present the results are failed to the specification of test standard.
3. For corrected test results are listed in the relevant table of radiated test data of this test report.



Report Number: W6M21308-13443-P-2224

FCC ID: GX9MX



Note:

1. The attached measurement plots are preliminarily pre-scanned with peak detector for determining the final checking frequencies and are for reference only.
2. The some frequencies may exceed the limit line without the specified detectors, but that cannot present the results are failed to the specification of test standard.
3. For corrected test results are listed in the relevant table of radiated test data of this test report.

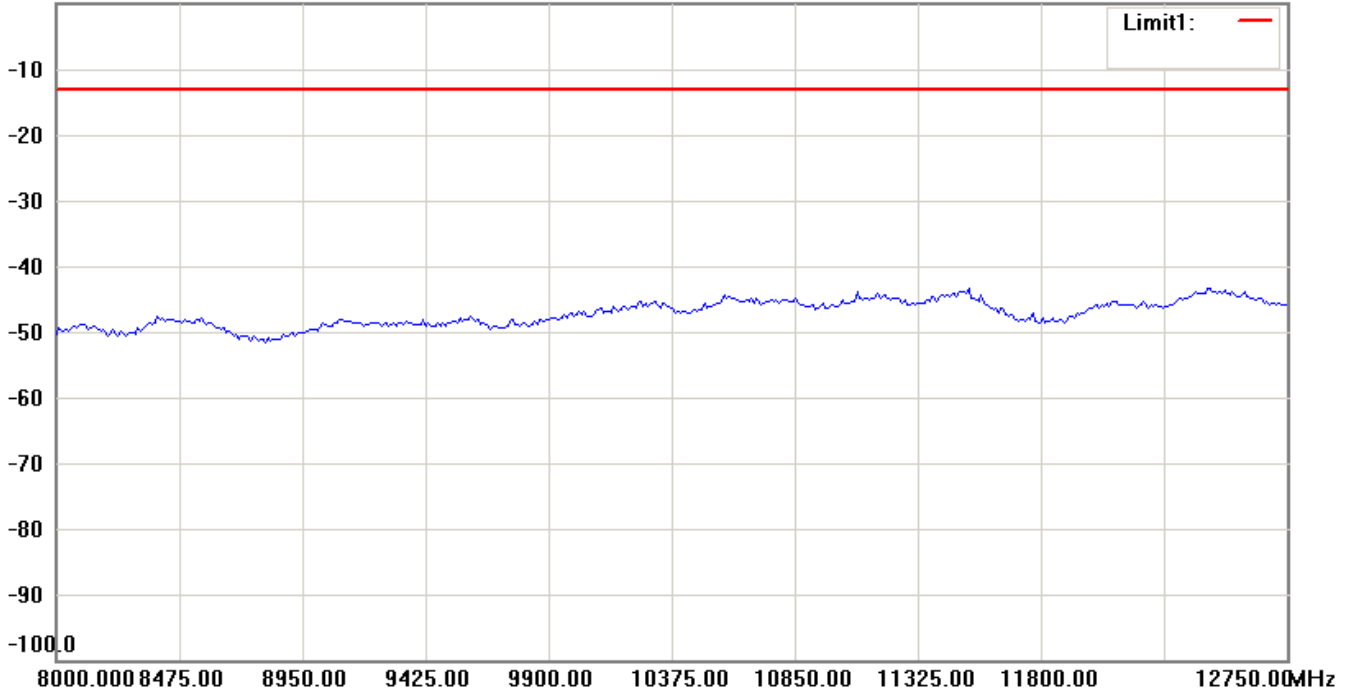


Worldwide Testing Services(Taiwan) Co., Ltd.

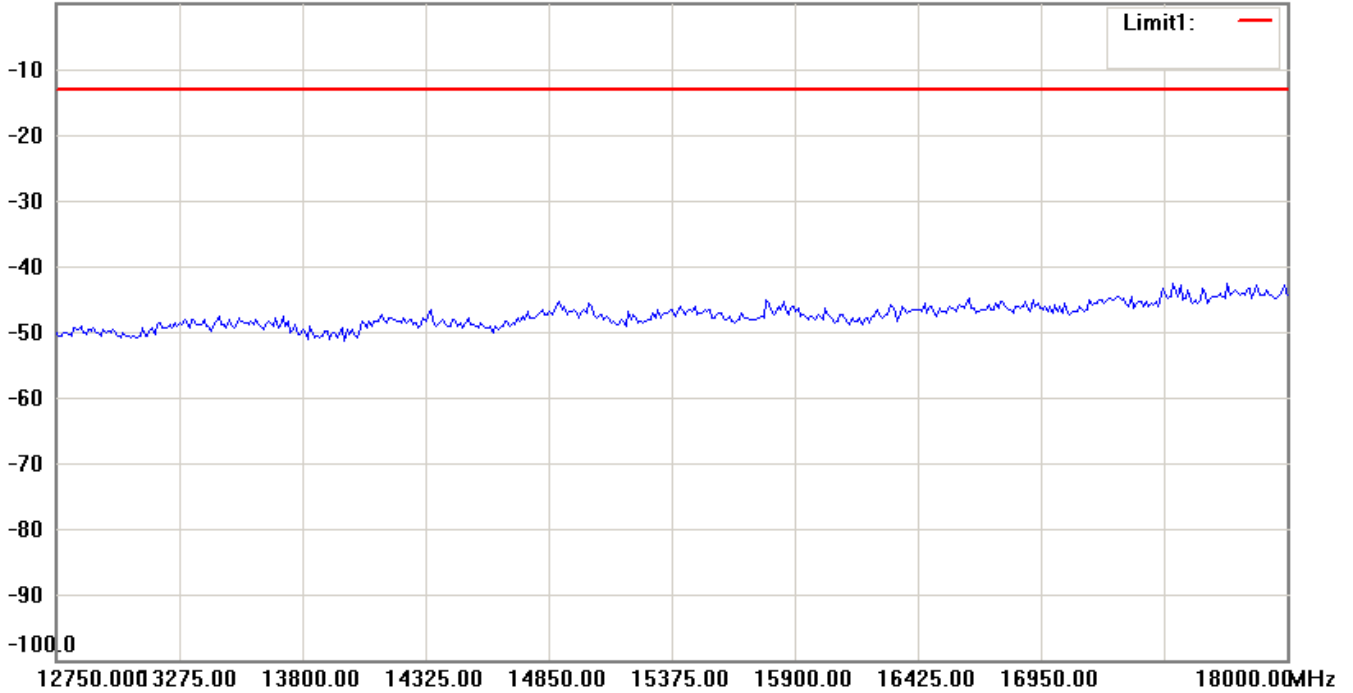
Report Number: W6M21308-13443-P-2224

FCC ID: GX9MX

0.0 dBm



0.0 dBm



Note:

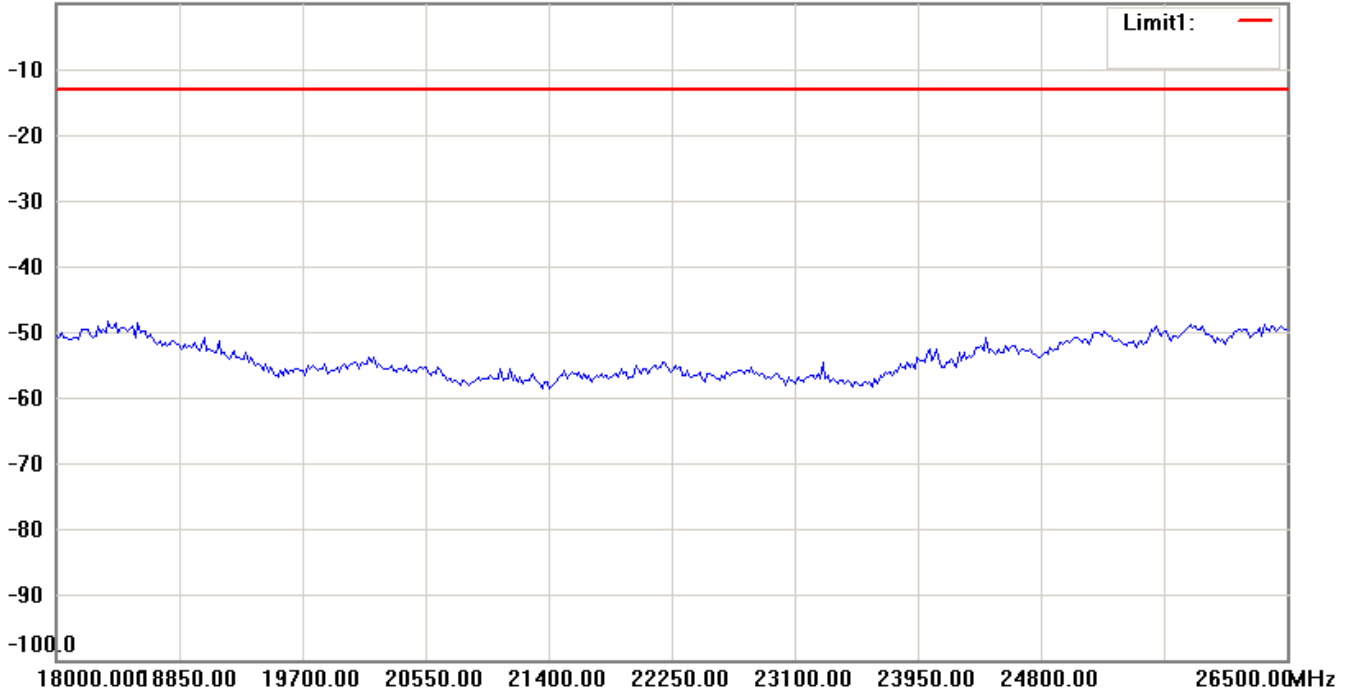
1. The attached measurement plots are preliminarily pre-scanned with peak detector for determining the final checking frequencies and are for reference only.
2. The some frequencies may exceed the limit line without the specified detectors, but that cannot present the results are failed to the specification of test standard.
3. For corrected test results are listed in the relevant table of radiated test data of this test report.



Report Number: W6M21308-13443-P-2224

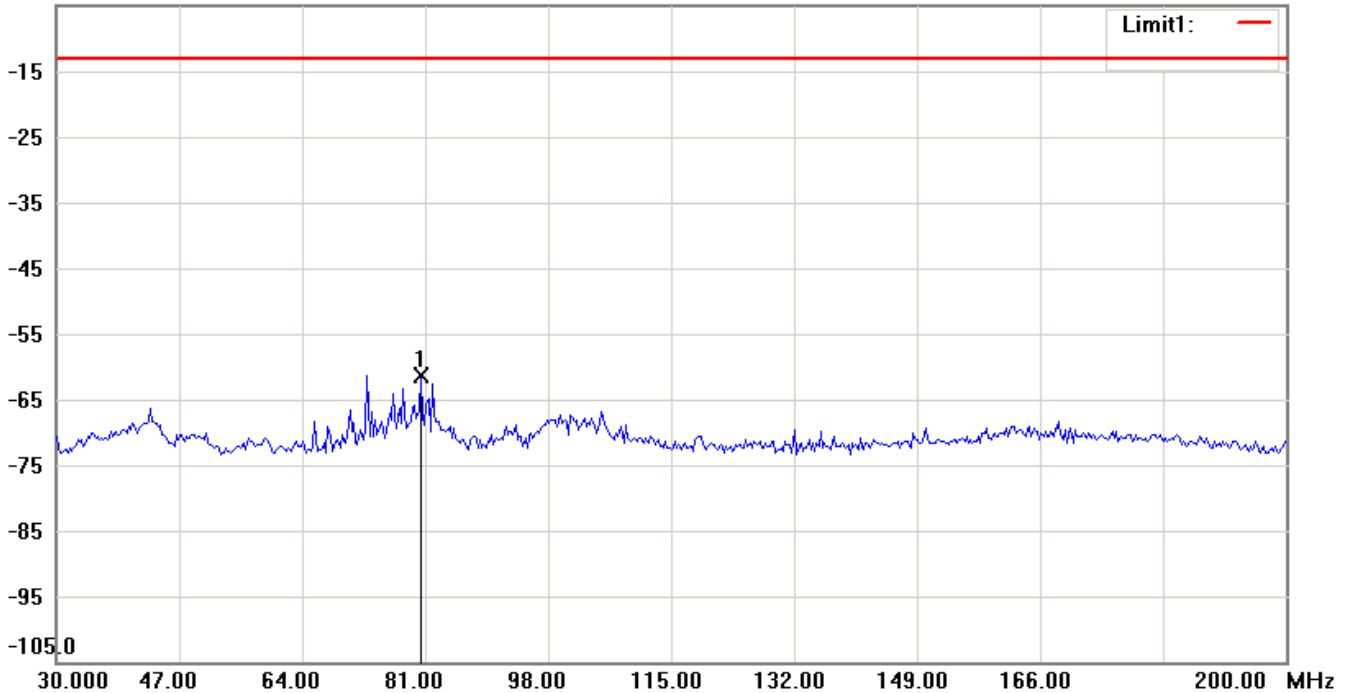
FCC ID: GX9MX

0.0 dBm




Antenna Polarization V

-5.0 dBm



Note:

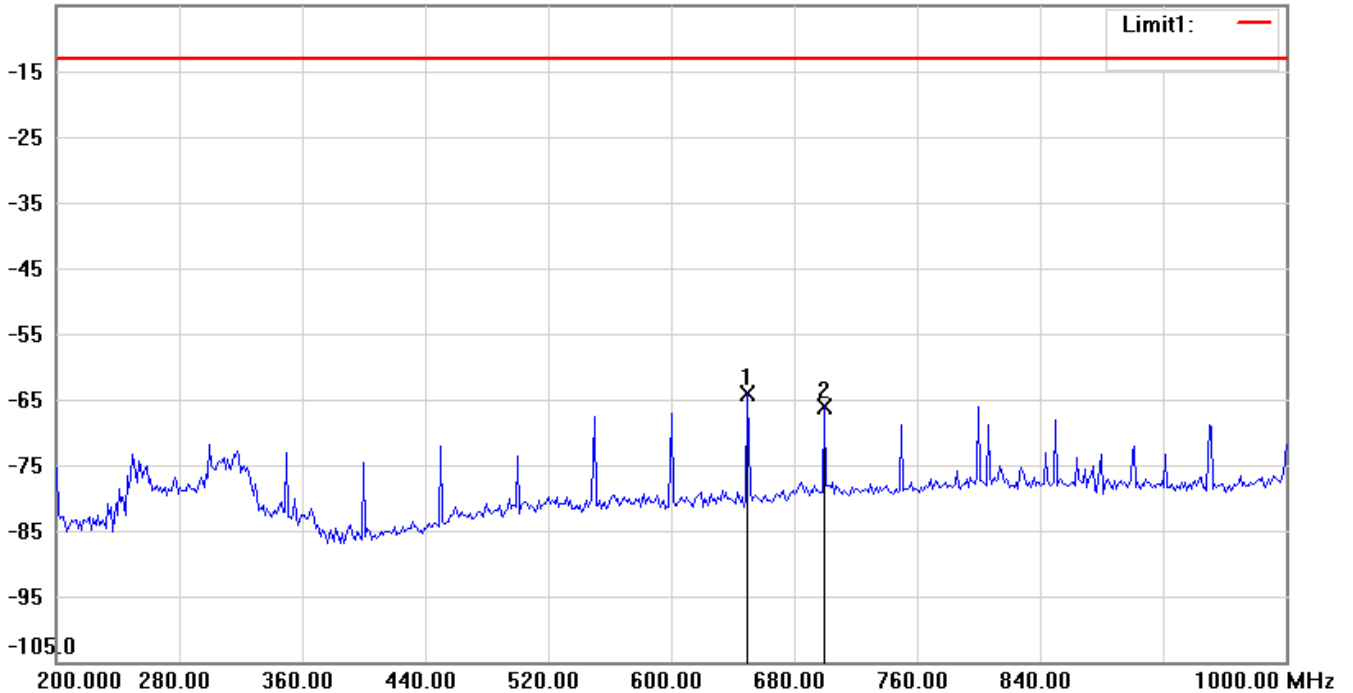
1. The attached measurement plots are preliminarily pre-scanned with peak detector for determining the final checking frequencies and are for reference only.
2. The some frequencies may exceed the limit line without the specified detectors, but that cannot present the results are failed to the specification of test standard.
3. For corrected test results are listed in the relevant table of radiated test data of this test report.



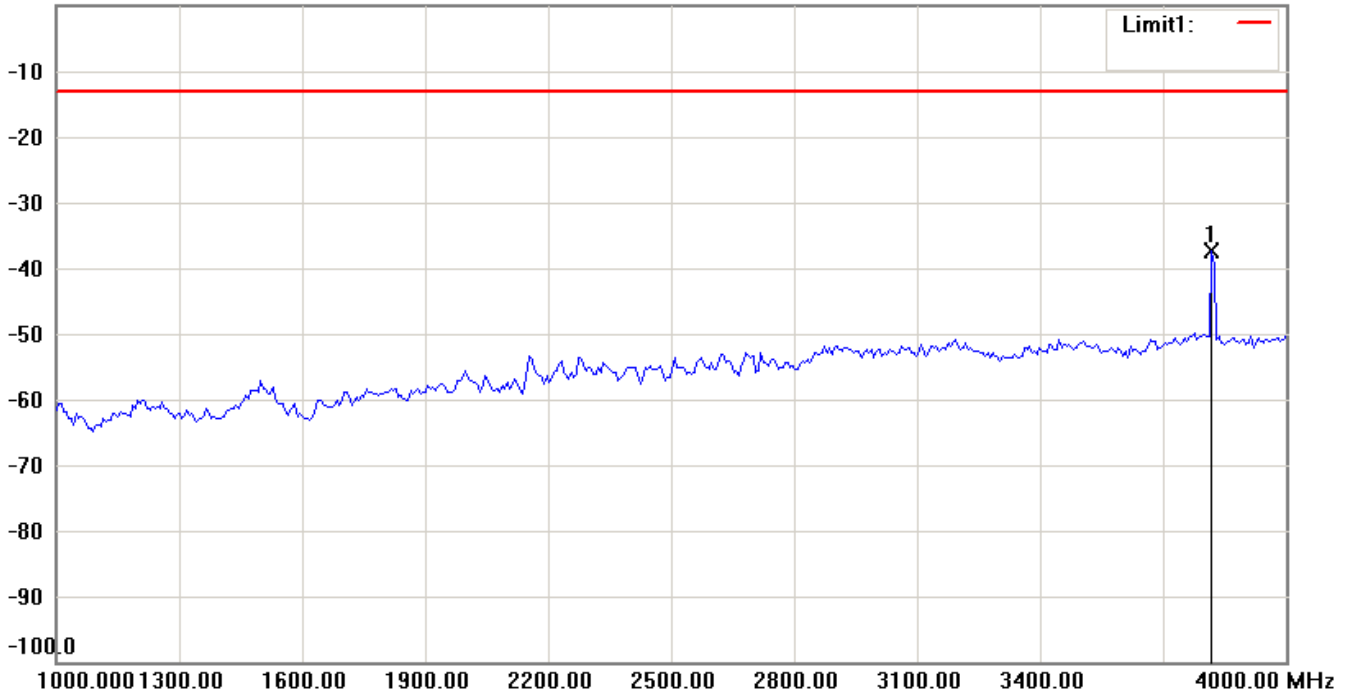
Report Number: W6M21308-13443-P-2224

FCC ID: GX9MX

-5.0 dBm




0.0 dBm



Note:

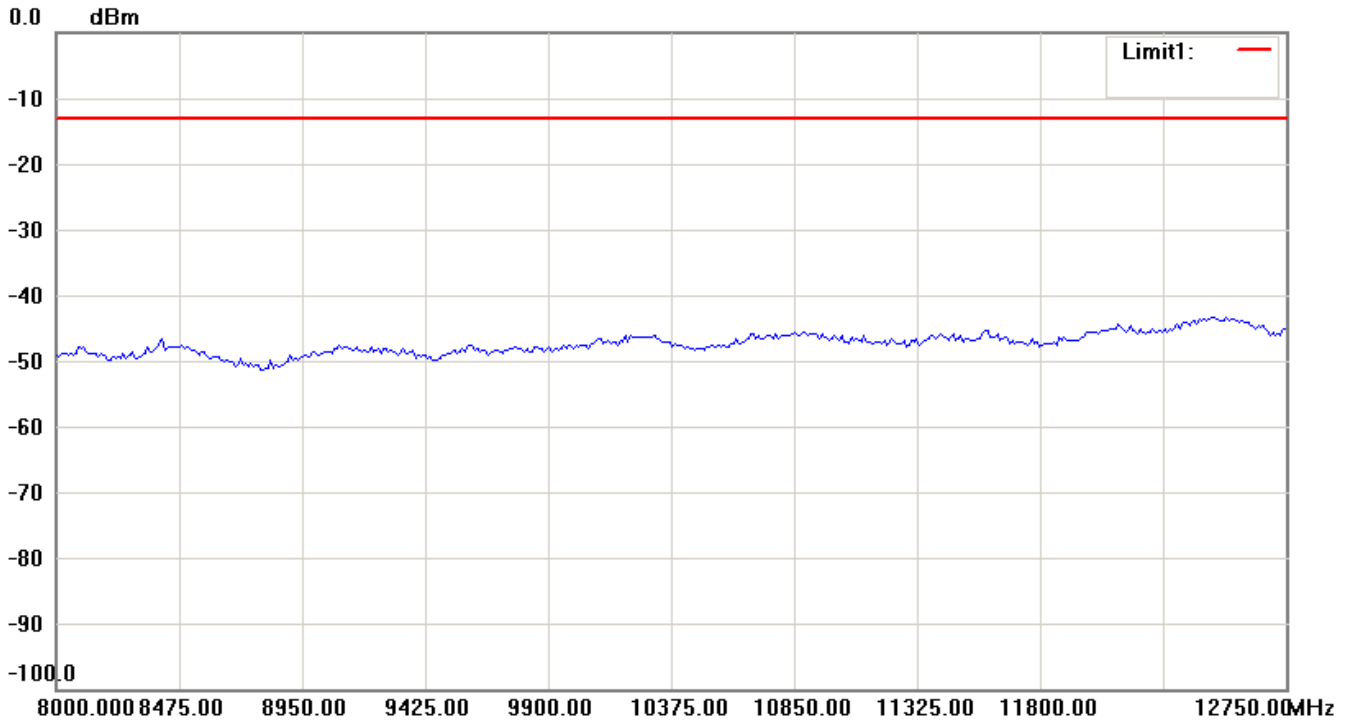
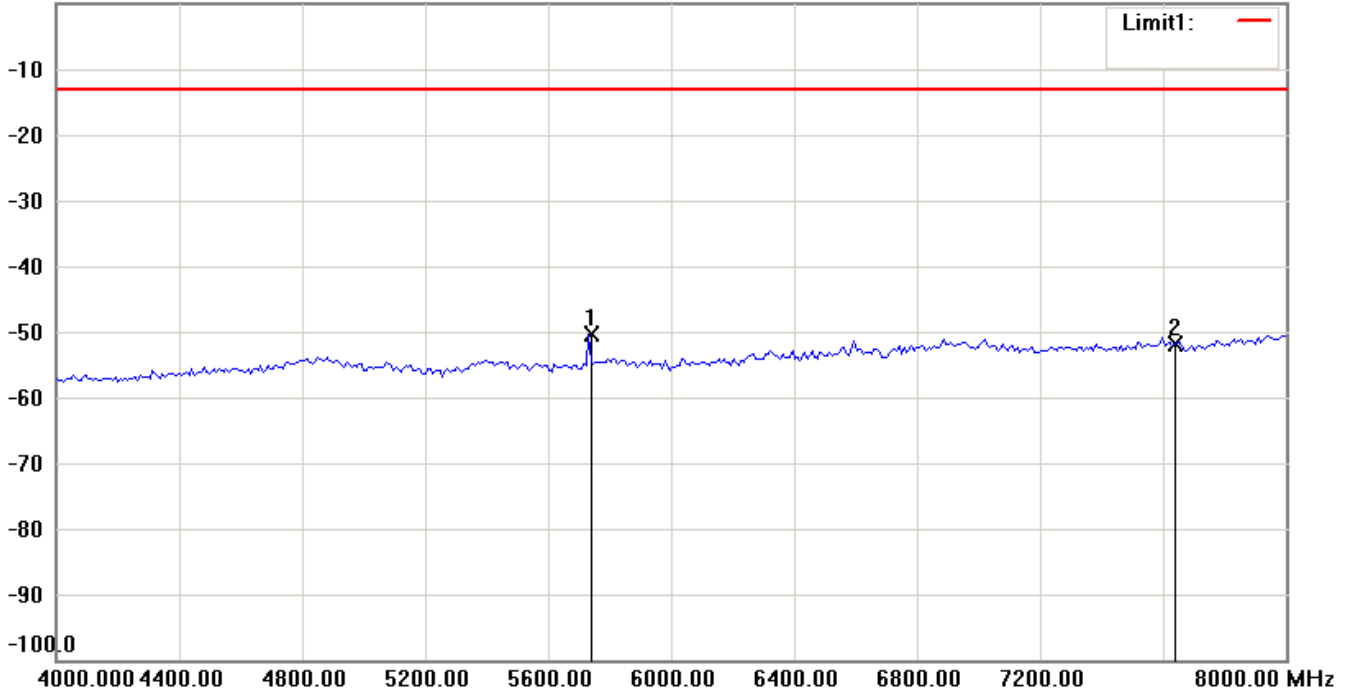
1. The attached measurement plots are preliminarily pre-scanned with peak detector for determining the final checking frequencies and are for reference only.
2. The some frequencies may exceed the limit line without the specified detectors, but that cannot present the results are failed to the specification of test standard.
3. For corrected test results are listed in the relevant table of radiated test data of this test report.



Report Number: W6M21308-13443-P-2224


FCC ID: GX9MX

0.0 dBm



Note:

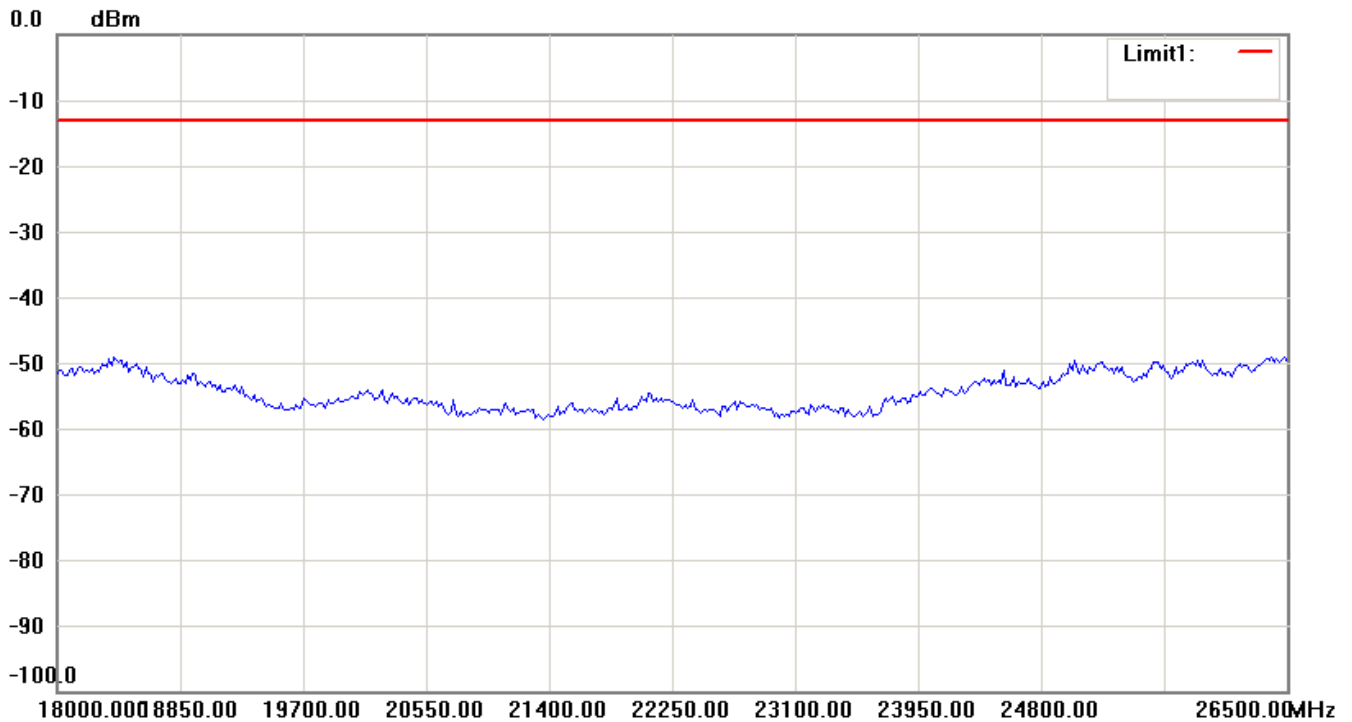
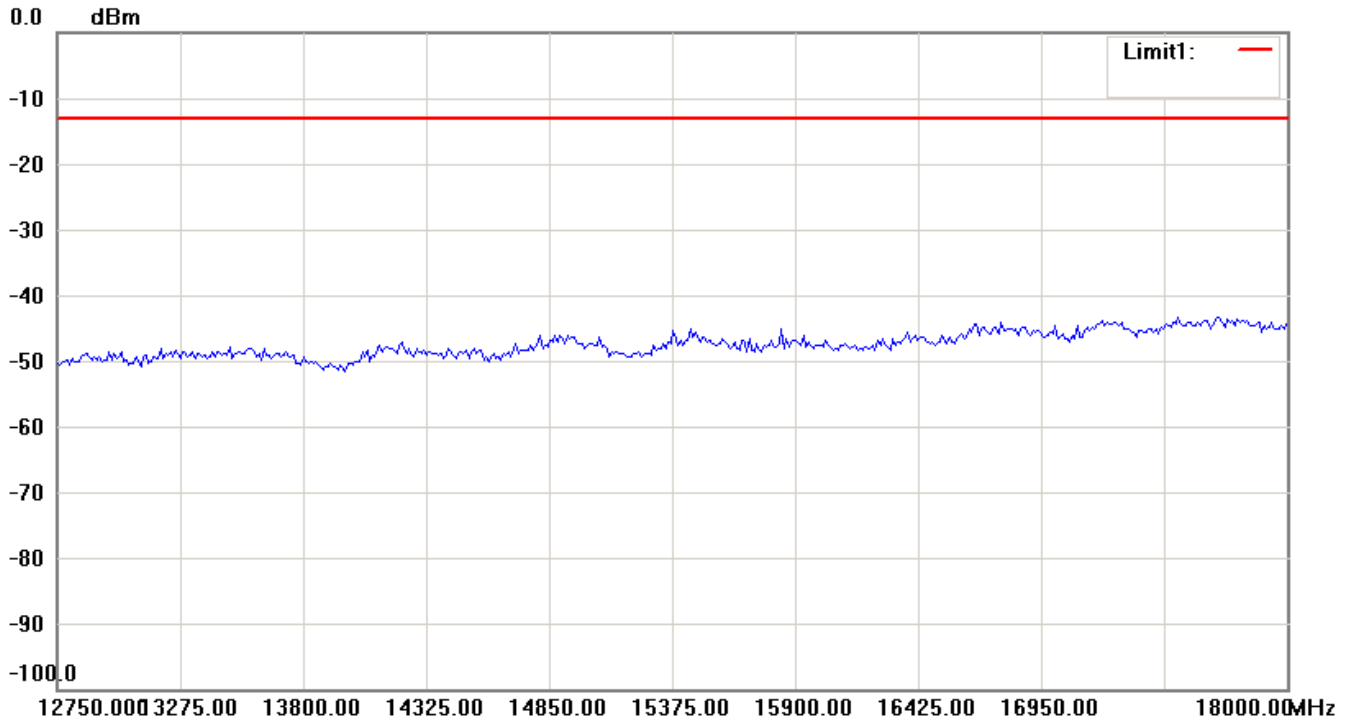
1. The attached measurement plots are preliminarily pre-scanned with peak detector for determining the final checking frequencies and are for reference only.
2. The some frequencies may exceed the limit line without the specified detectors, but that cannot present the results are failed to the specification of test standard.
3. For corrected test results are listed in the relevant table of radiated test data of this test report.



Worldwide Testing Services(Taiwan) Co., Ltd.


Report Number: W6M21308-13443-P-2224

FCC ID: GX9MX



Note:

1. The attached measurement plots are preliminarily pre-scanned with peak detector for determining the final checking frequencies and are for reference only.
2. The some frequencies may exceed the limit line without the specified detectors, but that cannot present the results are failed to the specification of test standard.
3. For corrected test results are listed in the relevant table of radiated test data of this test report.



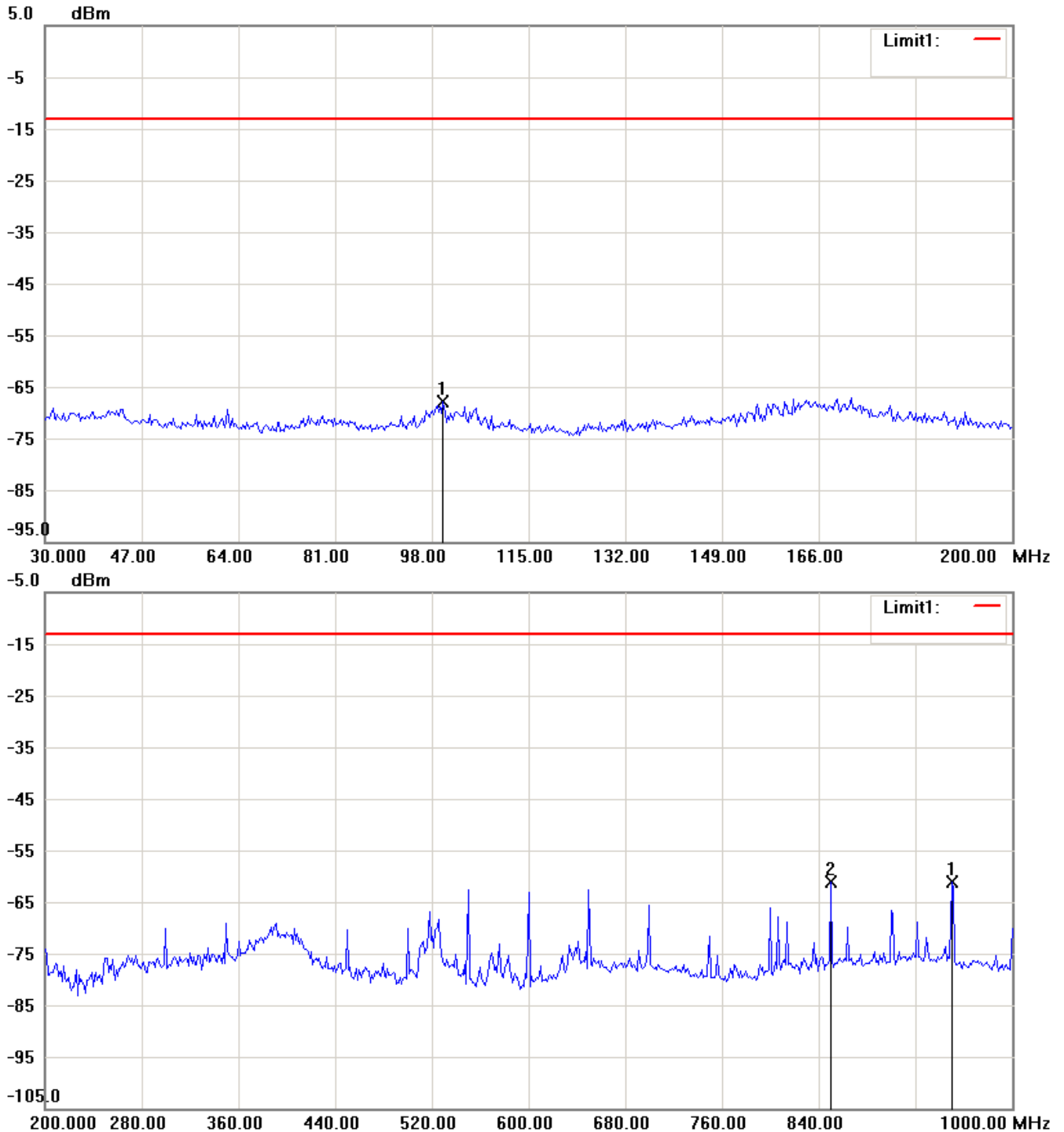
Worldwide Testing Services(Taiwan) Co., Ltd.

Report Number: W6M21308-13443-P-2224

FCC ID: GX9MX

1900 band_CH 810_7.92 V

Antenna Polarization H



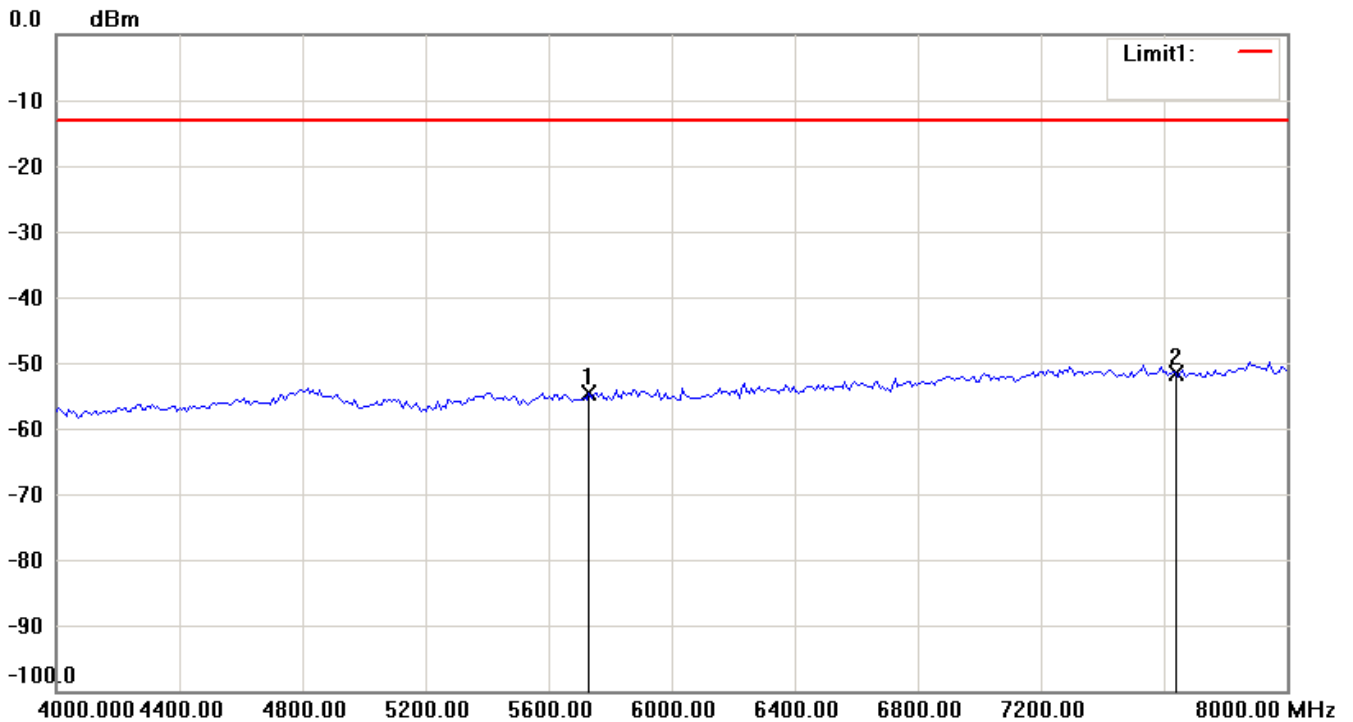
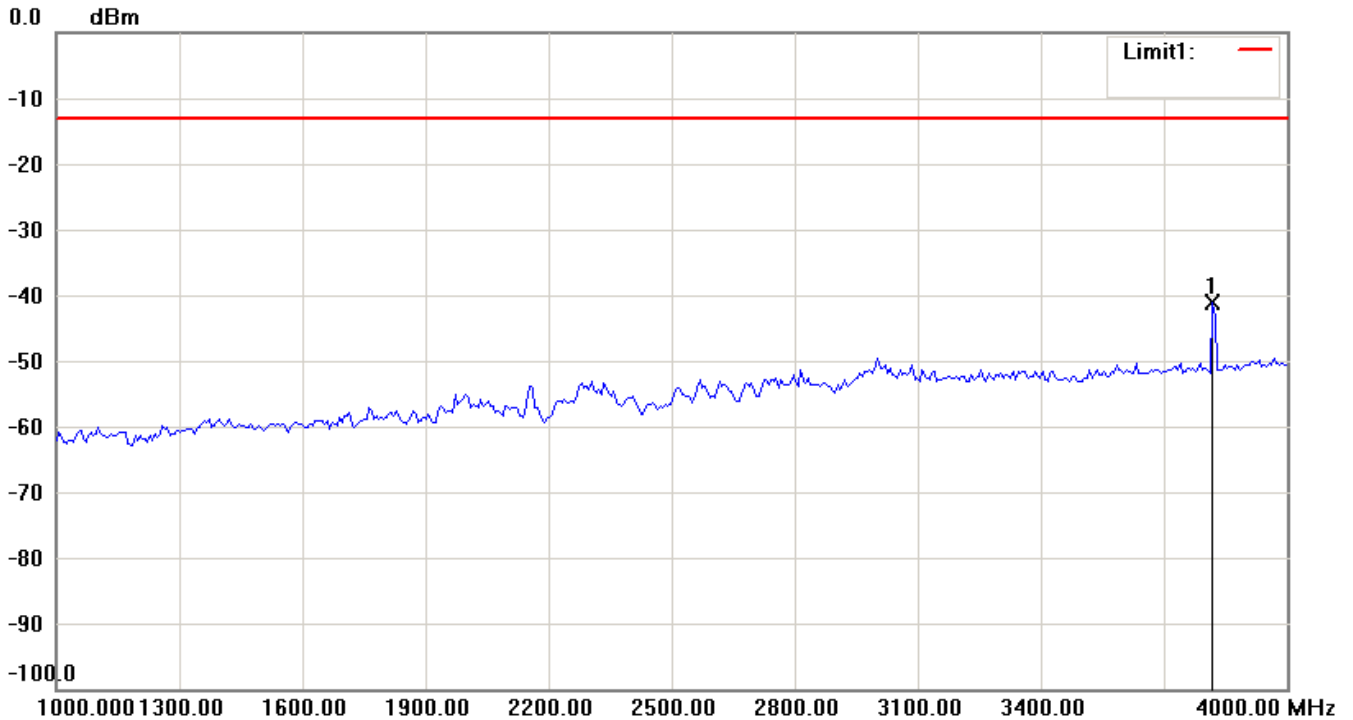
Note:

1. The attached measurement plots are preliminarily pre-scanned with peak detector for determining the final checking frequencies and are for reference only.
2. The some frequencies may exceed the limit line without the specified detectors, but that cannot present the results are failed to the specification of test standard.
3. For corrected test results are listed in the relevant table of radiated test data of this test report.




Report Number: W6M21308-13443-P-2224

FCC ID: GX9MX



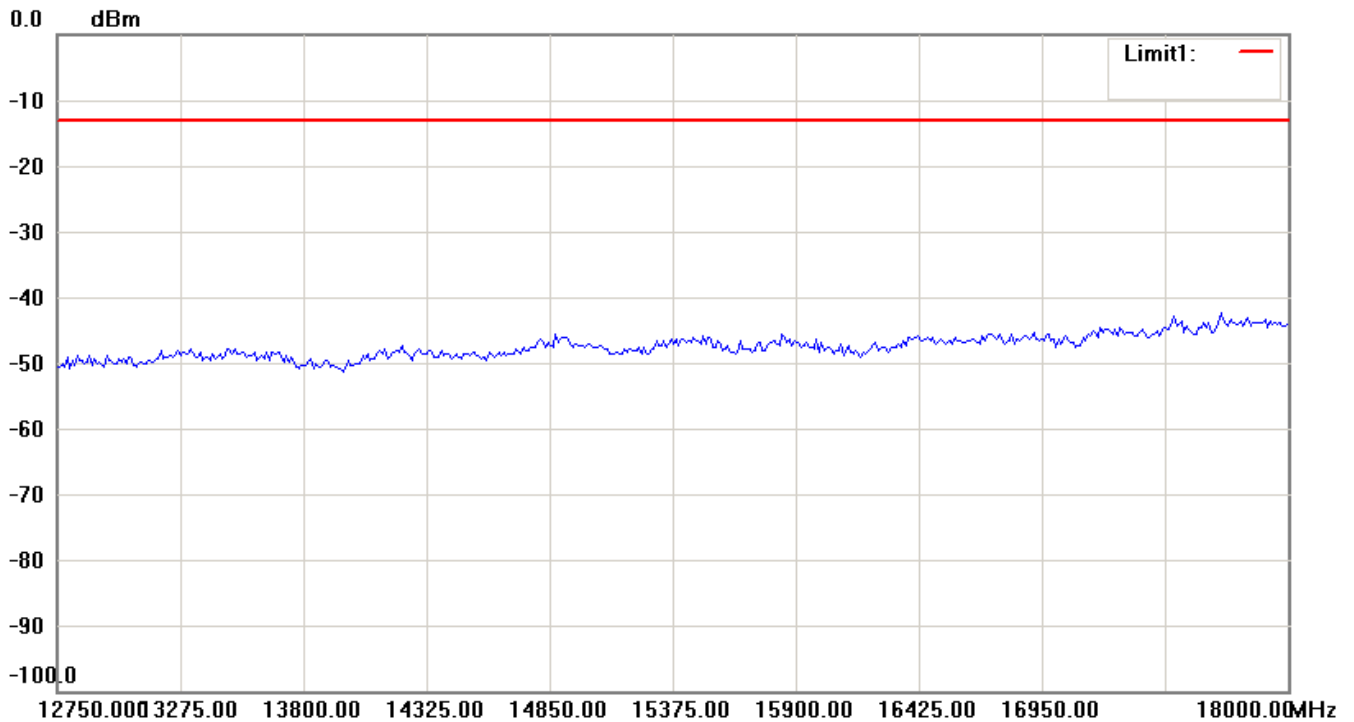
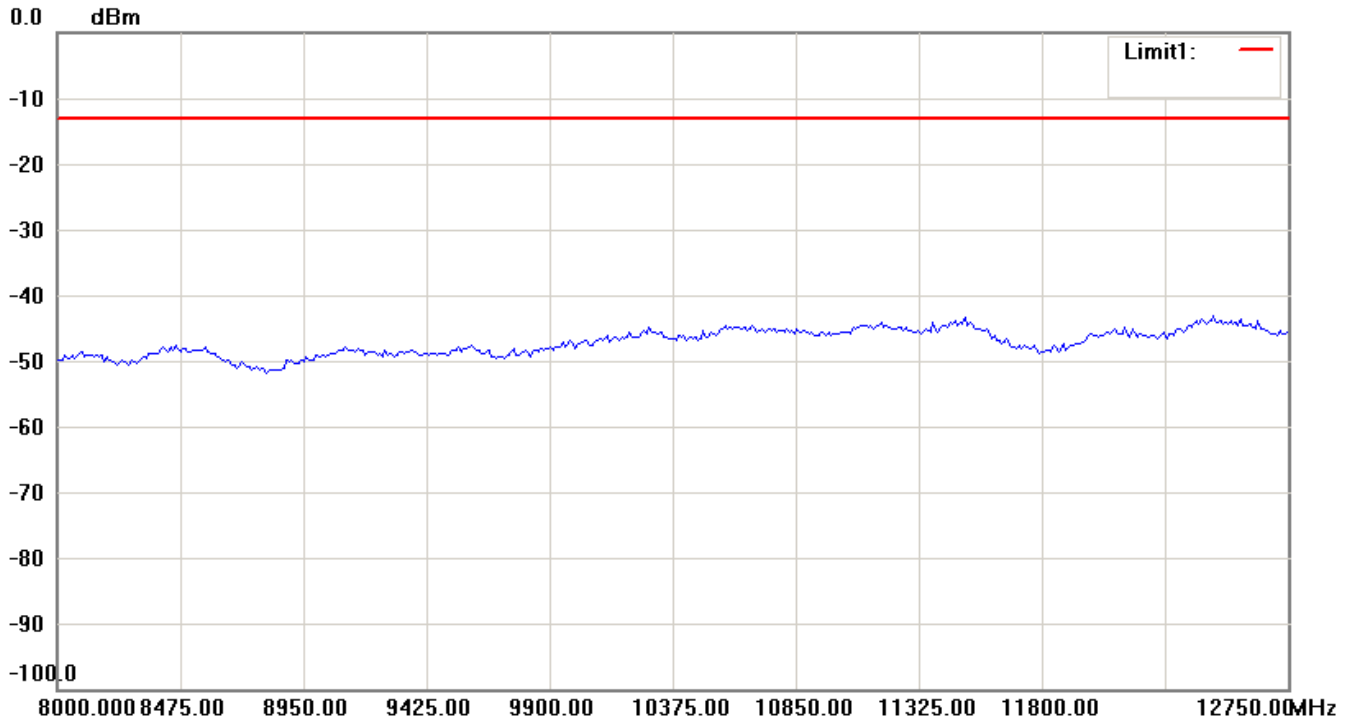
Note:

1. The attached measurement plots are preliminarily pre-scanned with peak detector for determining the final checking frequencies and are for reference only.
2. The some frequencies may exceed the limit line without the specified detectors, but that cannot present the results are failed to the specification of test standard.
3. For corrected test results are listed in the relevant table of radiated test data of this test report.




Report Number: W6M21308-13443-P-2224

FCC ID: GX9MX



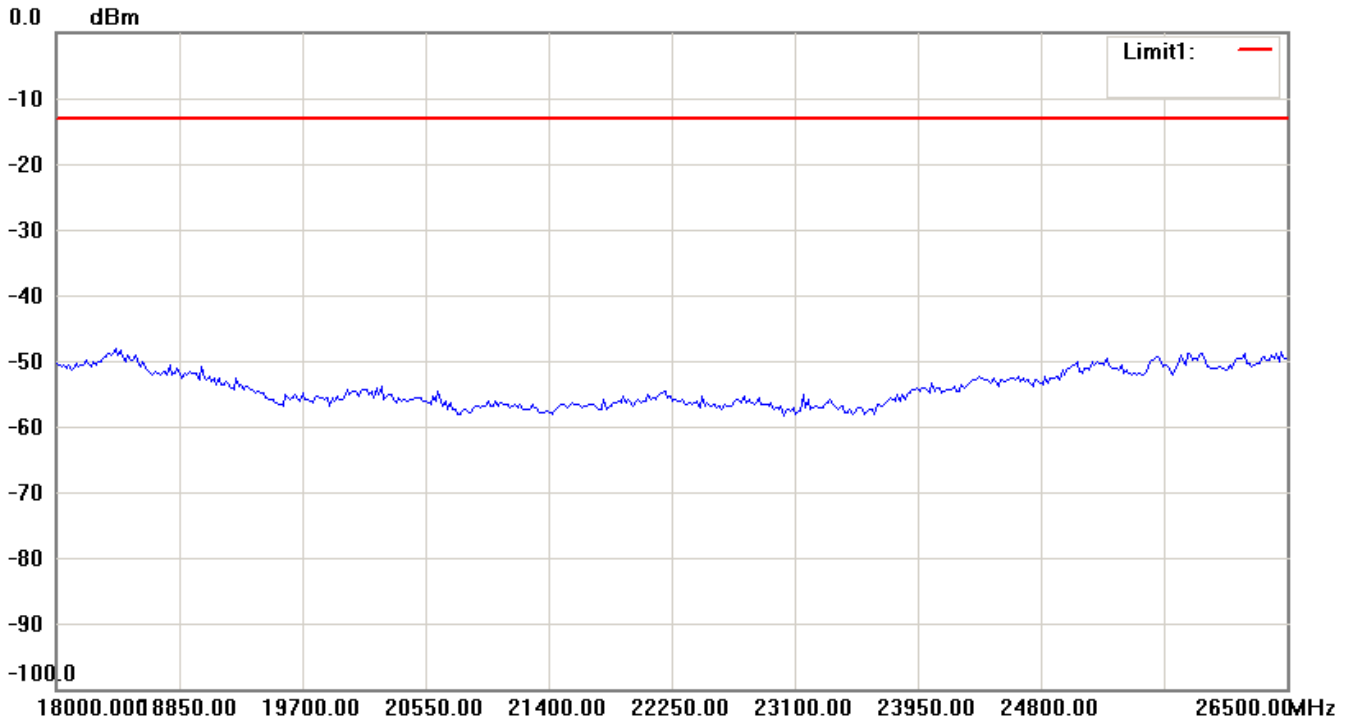
Note:

1. The attached measurement plots are preliminarily pre-scanned with peak detector for determining the final checking frequencies and are for reference only.
2. The some frequencies may exceed the limit line without the specified detectors, but that cannot present the results are failed to the specification of test standard.
3. For corrected test results are listed in the relevant table of radiated test data of this test report.

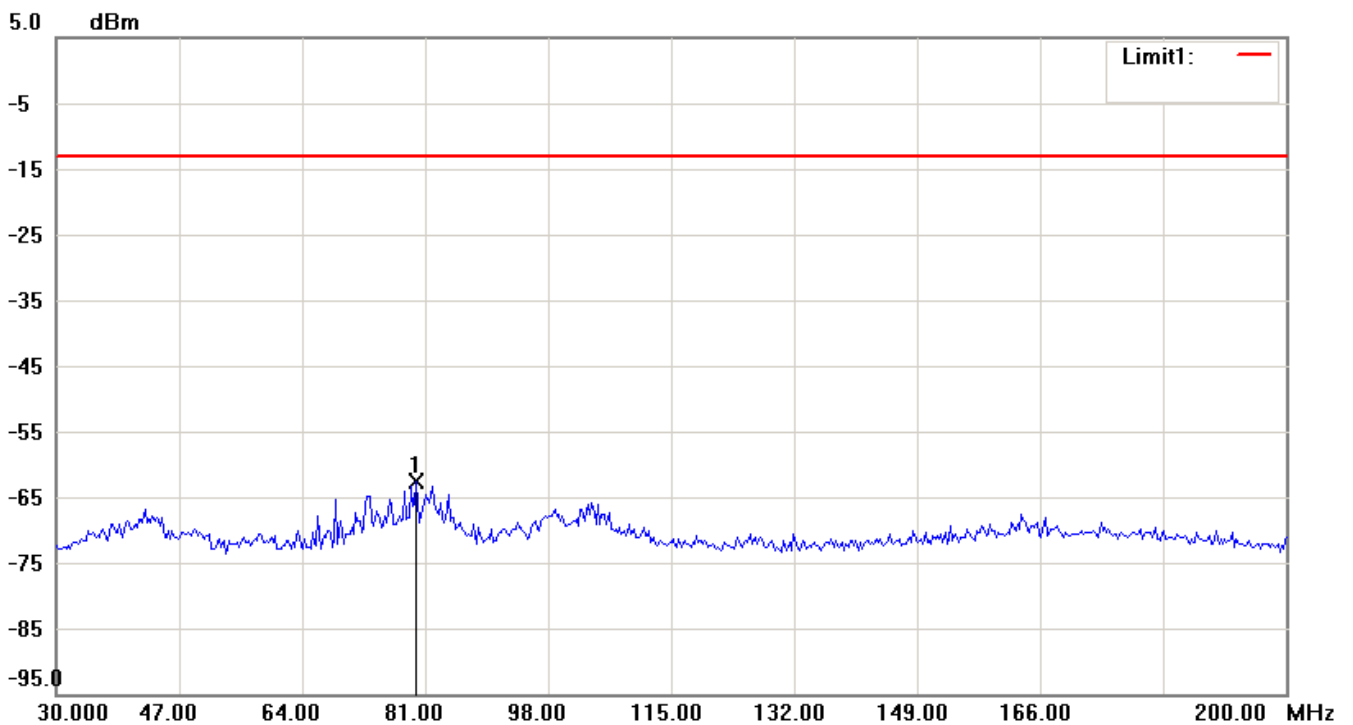


Report Number: W6M21308-13443-P-2224

FCC ID: GX9MX



Antenna Polarization V



Note:

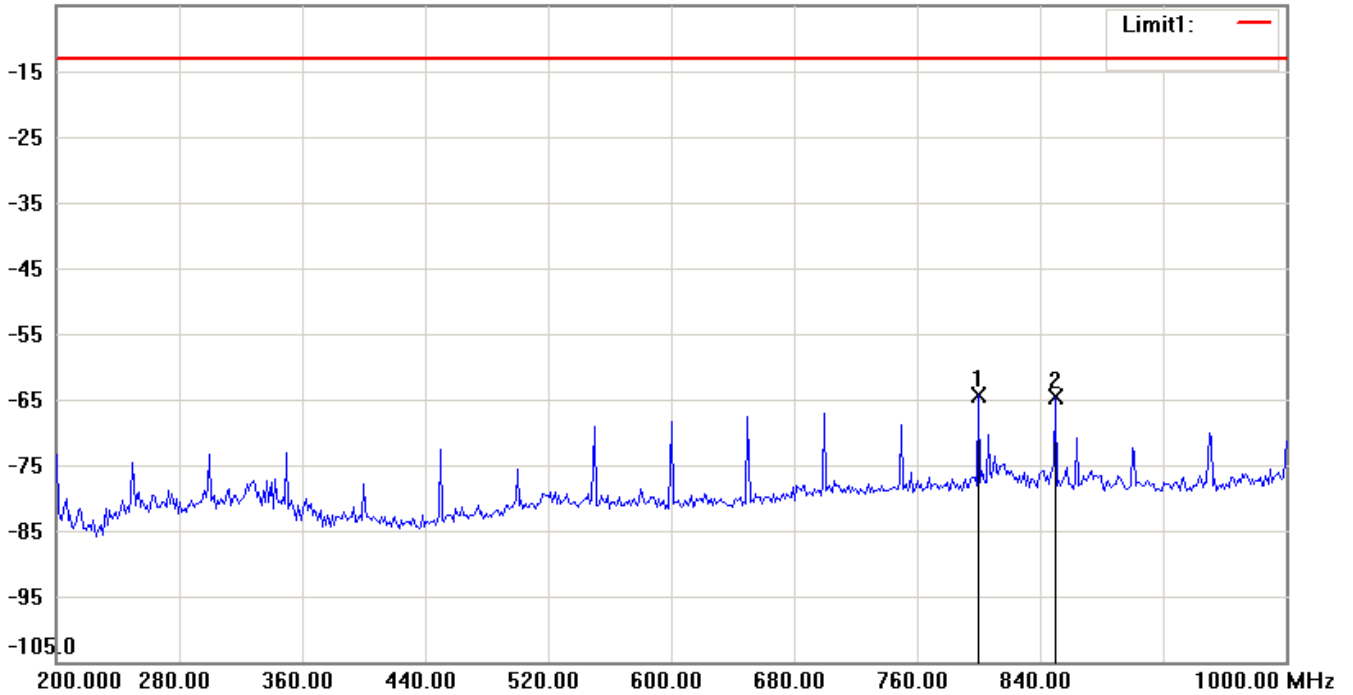
1. The attached measurement plots are preliminarily pre-scanned with peak detector for determining the final checking frequencies and are for reference only.
2. The some frequencies may exceed the limit line without the specified detectors, but that cannot present the results are failed to the specification of test standard.
3. For corrected test results are listed in the relevant table of radiated test data of this test report.



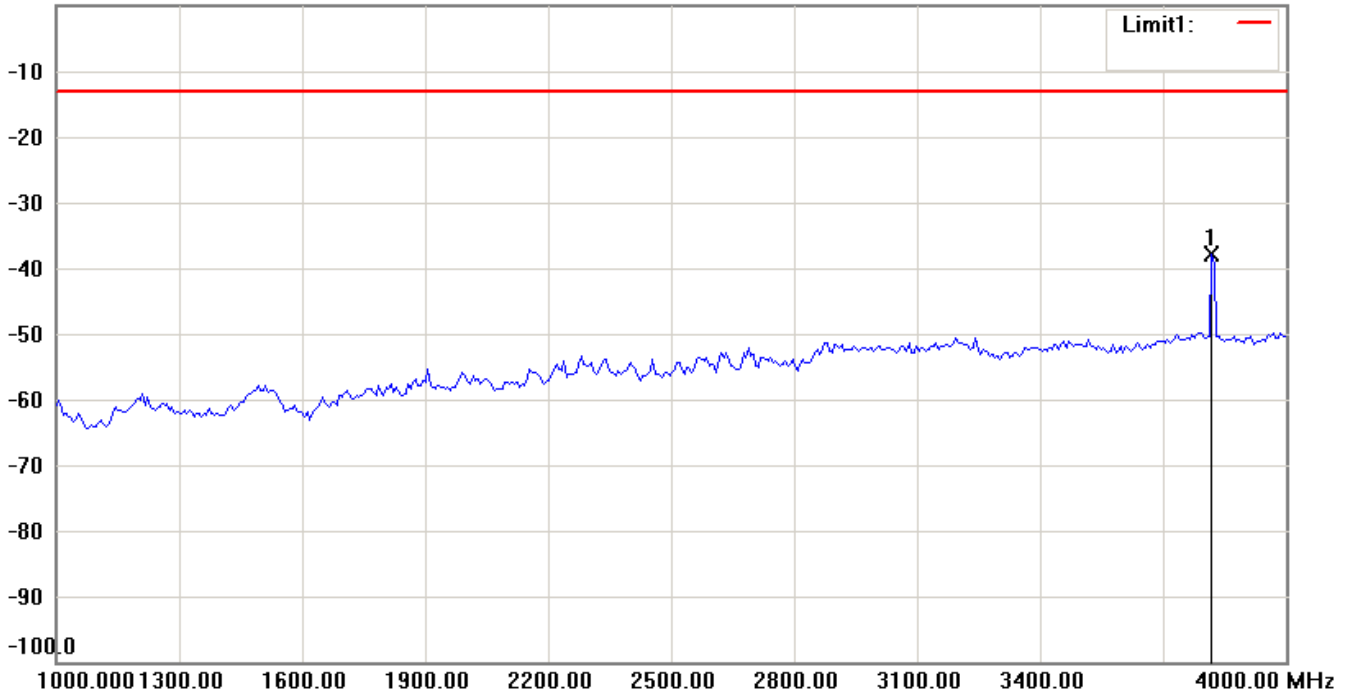
Report Number: W6M21308-13443-P-2224

FCC ID: GX9MX

-5.0 dBm



0.0 dBm



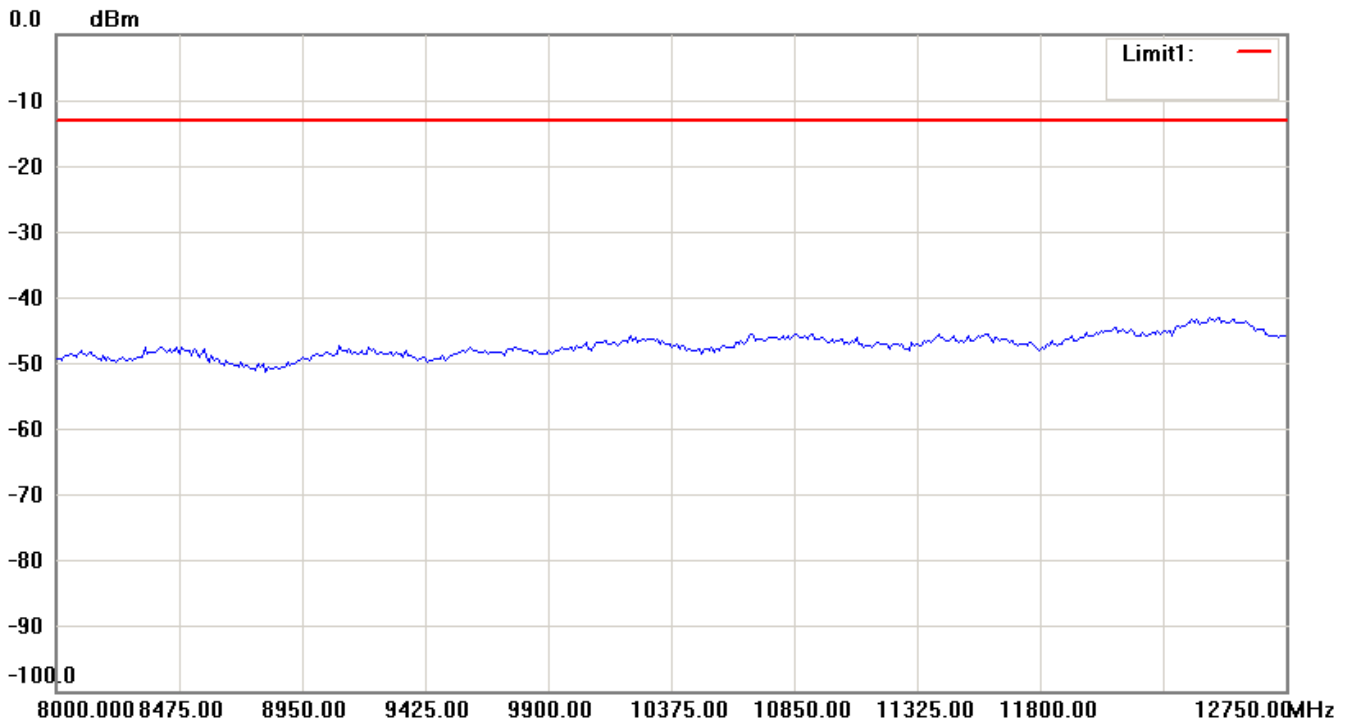
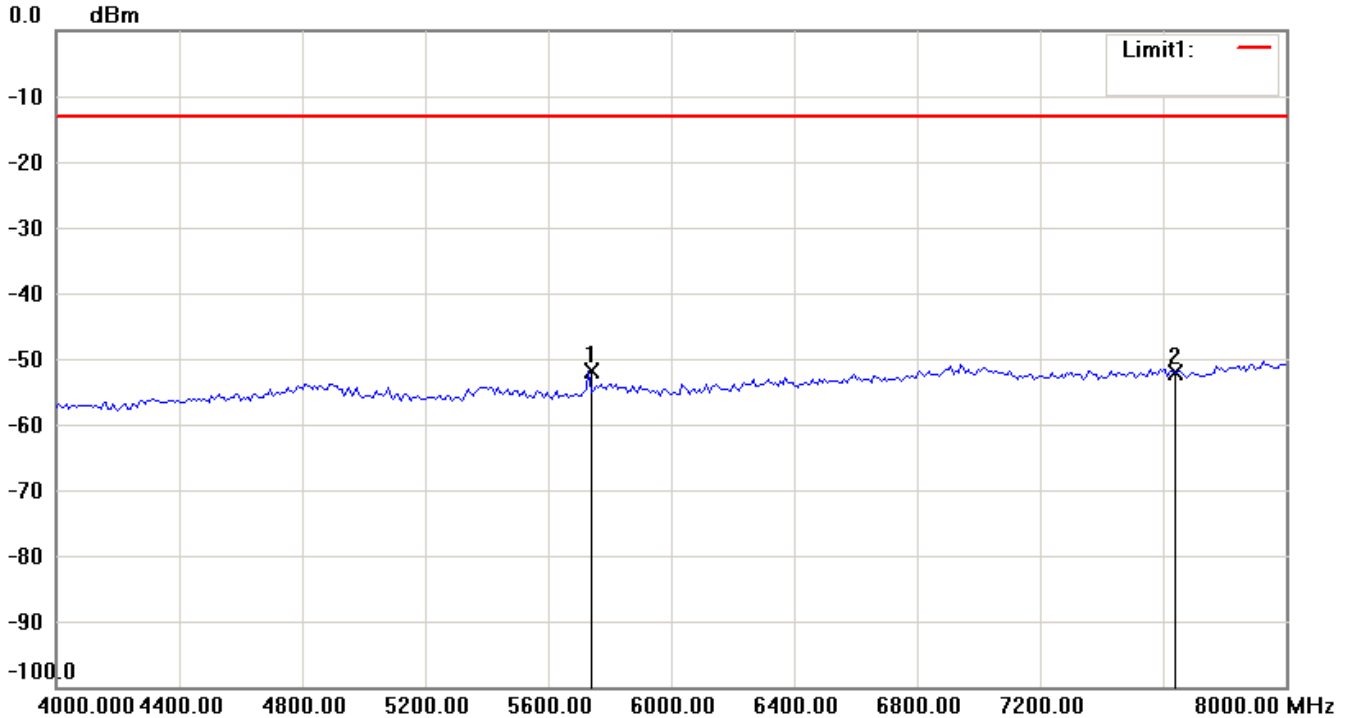
Note:

1. The attached measurement plots are preliminarily pre-scanned with peak detector for determining the final checking frequencies and are for reference only.
2. The some frequencies may exceed the limit line without the specified detectors, but that cannot present the results are failed to the specification of test standard.
3. For corrected test results are listed in the relevant table of radiated test data of this test report.




Report Number: W6M21308-13443-P-2224

FCC ID: GX9MX



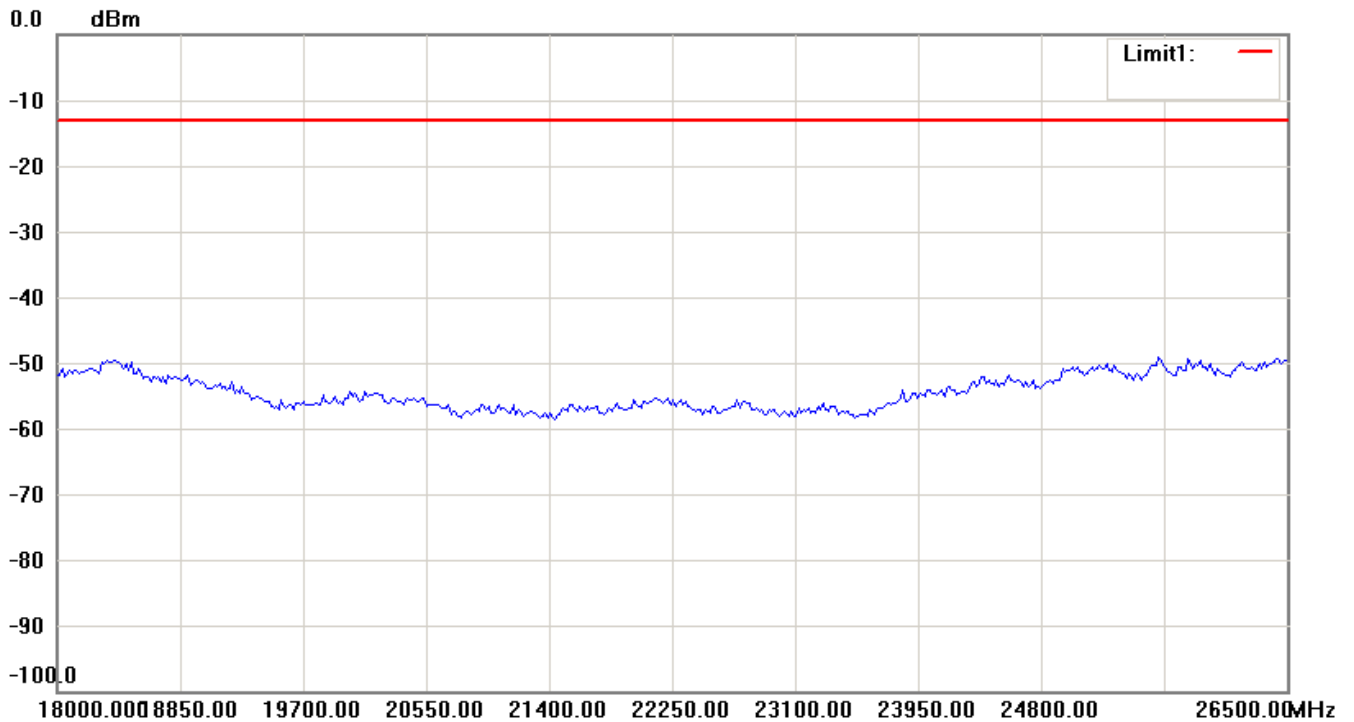
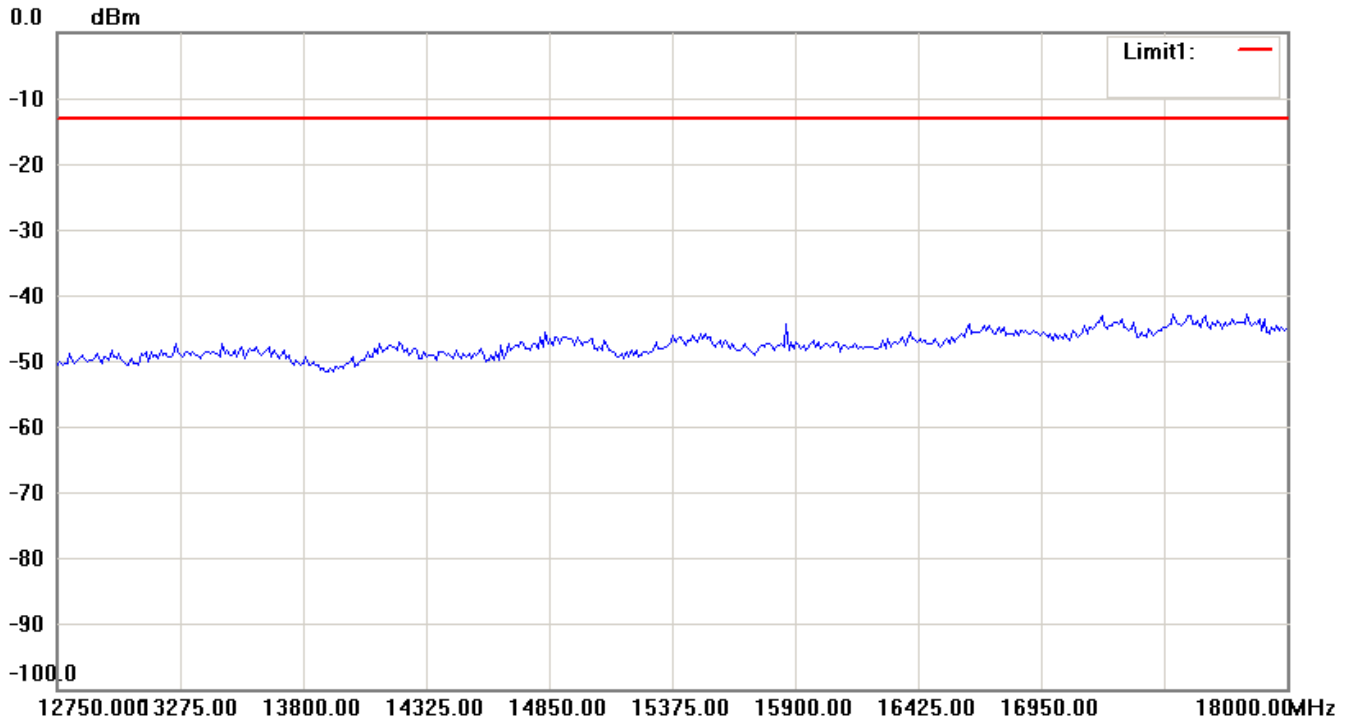
Note:

1. The attached measurement plots are preliminarily pre-scanned with peak detector for determining the final checking frequencies and are for reference only.
2. The some frequencies may exceed the limit line without the specified detectors, but that cannot present the results are failed to the specification of test standard.
3. For corrected test results are listed in the relevant table of radiated test data of this test report.




Report Number: W6M21308-13443-P-2224

FCC ID: GX9MX



Note:

1. The attached measurement plots are preliminarily pre-scanned with peak detector for determining the final checking frequencies and are for reference only.
2. The some frequencies may exceed the limit line without the specified detectors, but that cannot present the results are failed to the specification of test standard.
3. For corrected test results are listed in the relevant table of radiated test data of this test report.

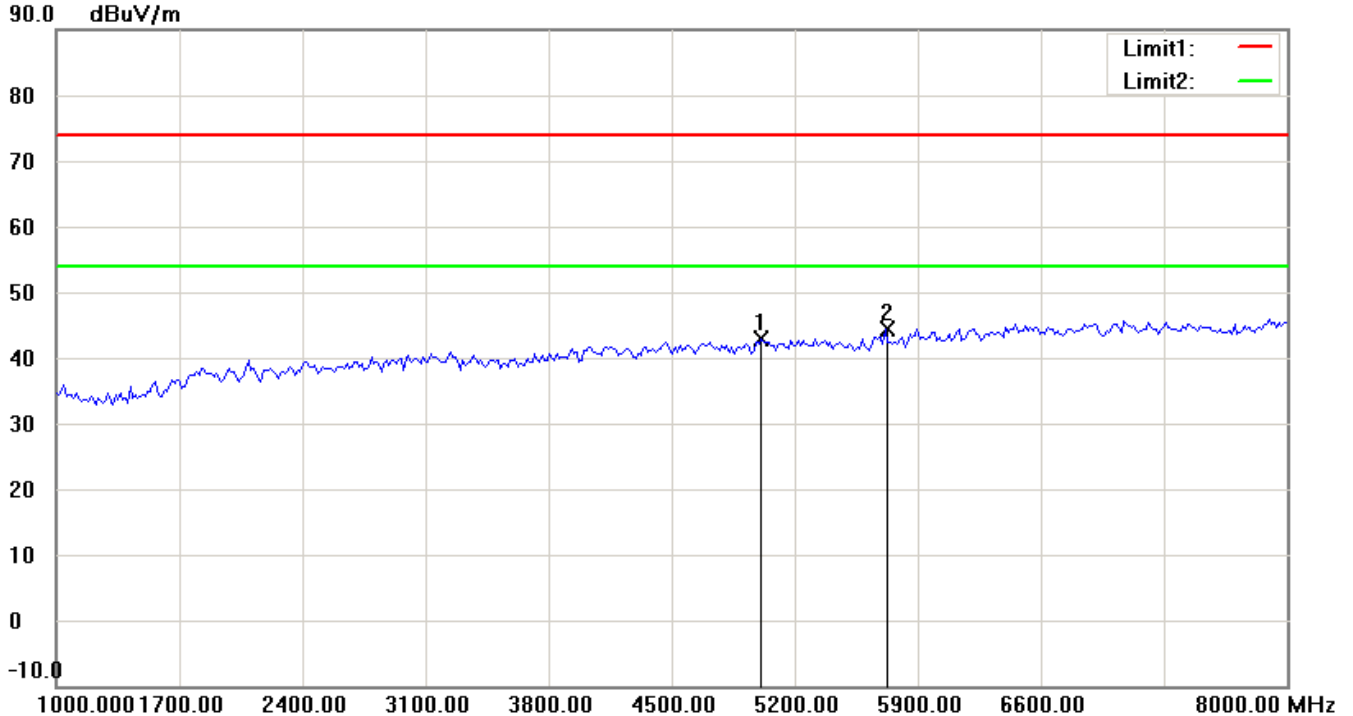
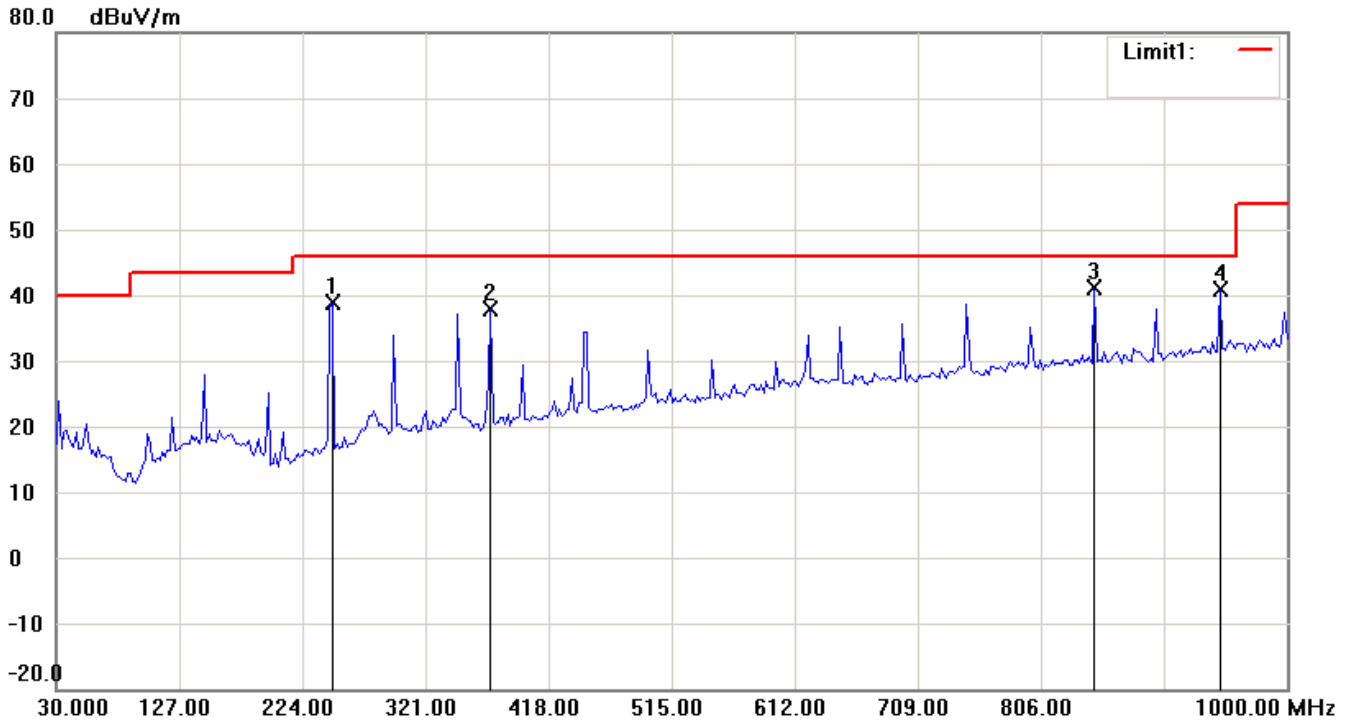


Report Number: W6M21308-13443-P-2224

FCC ID: GX9MX

1900 band_Idle Mode_7 V


Antenna Polarization H



Up Line: Peak Limit Line Down Line: Ave Limit Line

Note:

1. The attached measurement plots are preliminarily pre-scanned with peak detector for determining the final checking frequencies and are for reference only.
2. The some frequencies may exceed the limit line without the specified detectors, but that cannot present the results are failed to the specification of test standard.
3. For corrected test results are listed in the relevant table of radiated test data of this test report.

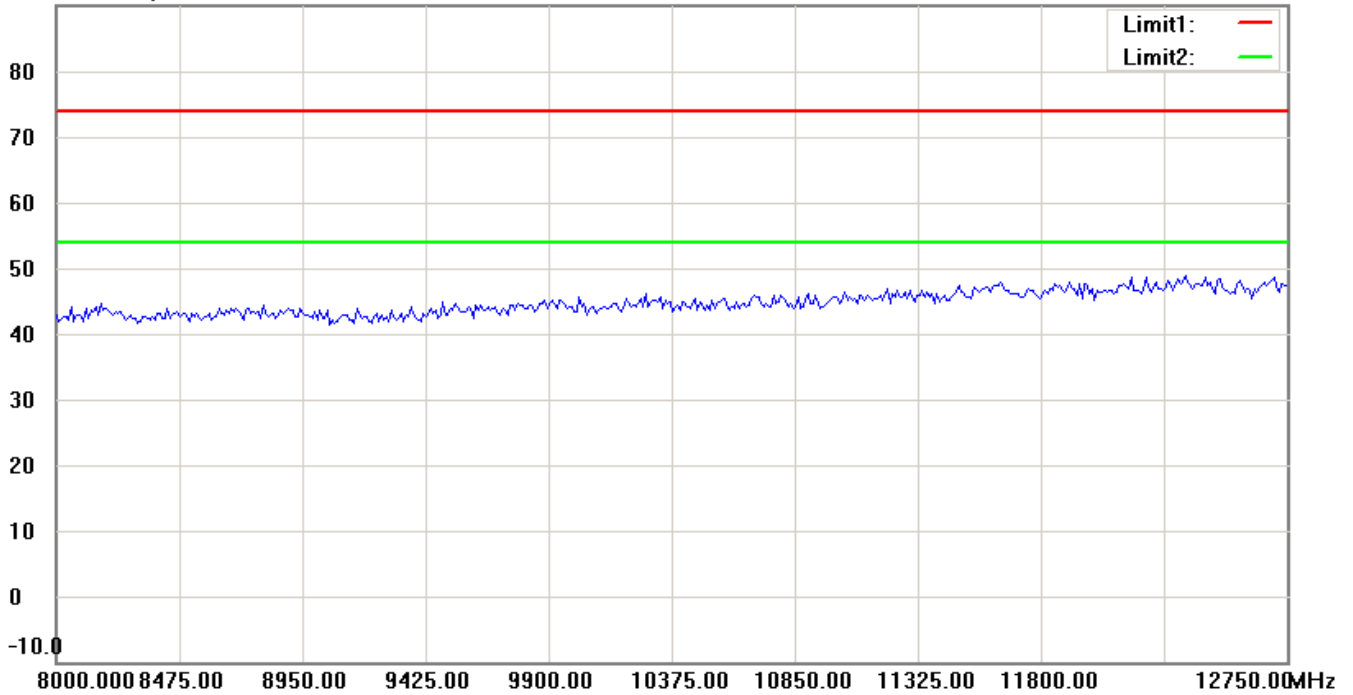


Worldwide Testing Services(Taiwan) Co., Ltd.

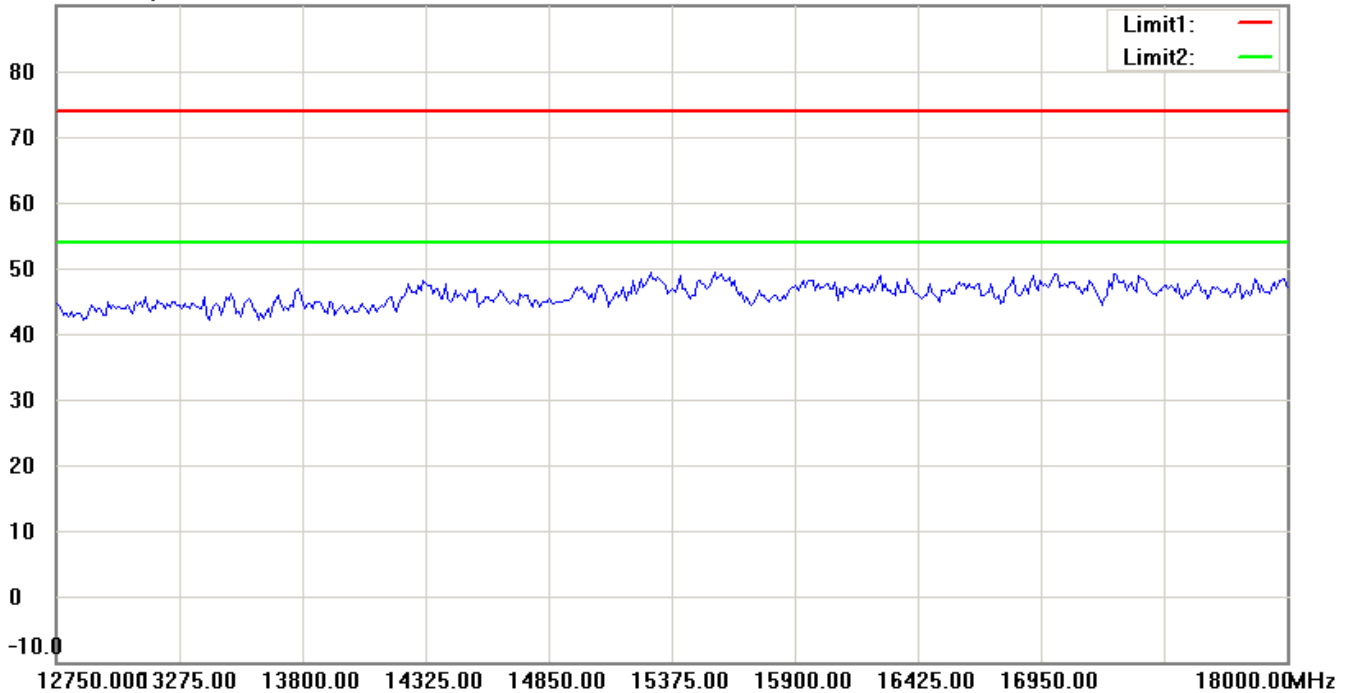
Report Number: W6M21308-13443-P-2224

FCC ID: GX9MX

90.0 dBuV/m



90.0 dBuV/m



Up Line: Peak Limit Line Down Line: Ave Limit Line

Note:

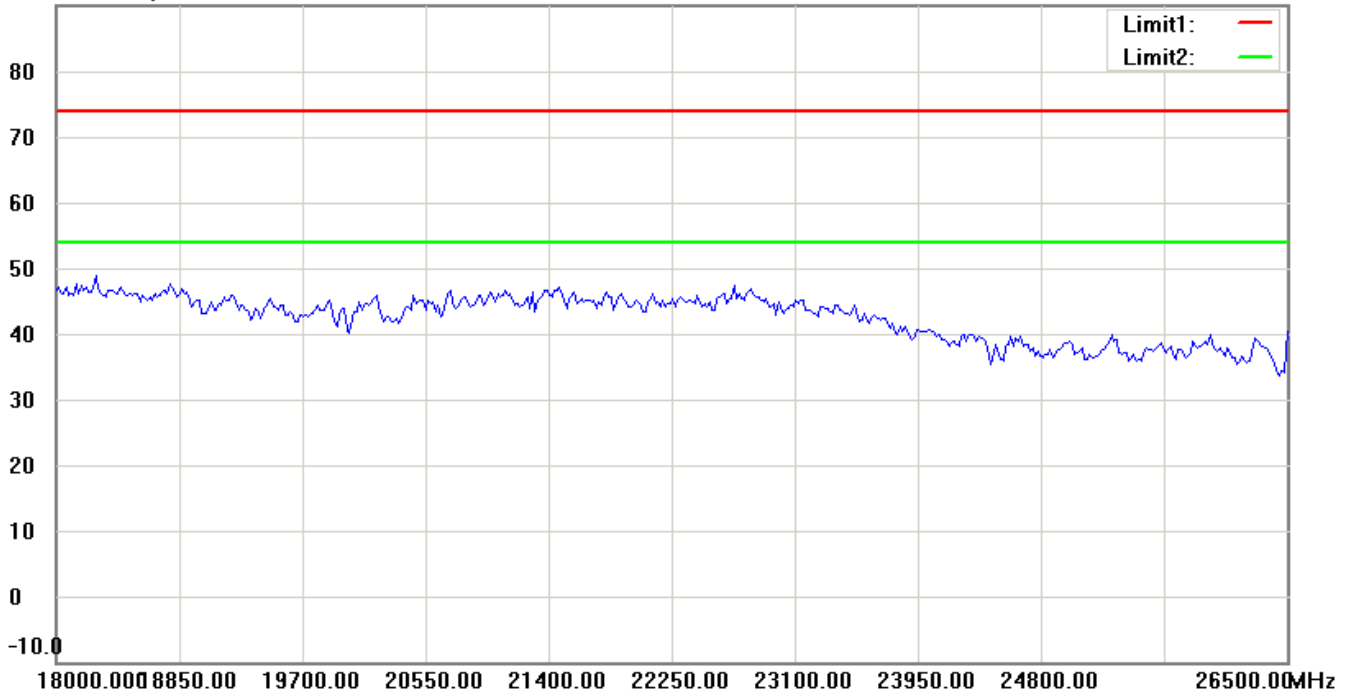
1. The attached measurement plots are preliminarily pre-scanned with peak detector for determining the final checking frequencies and are for reference only.
2. The some frequencies may exceed the limit line without the specified detectors, but that cannot present the results are failed to the specification of test standard.
3. For corrected test results are listed in the relevant table of radiated test data of this test report.



Report Number: W6M21308-13443-P-2224

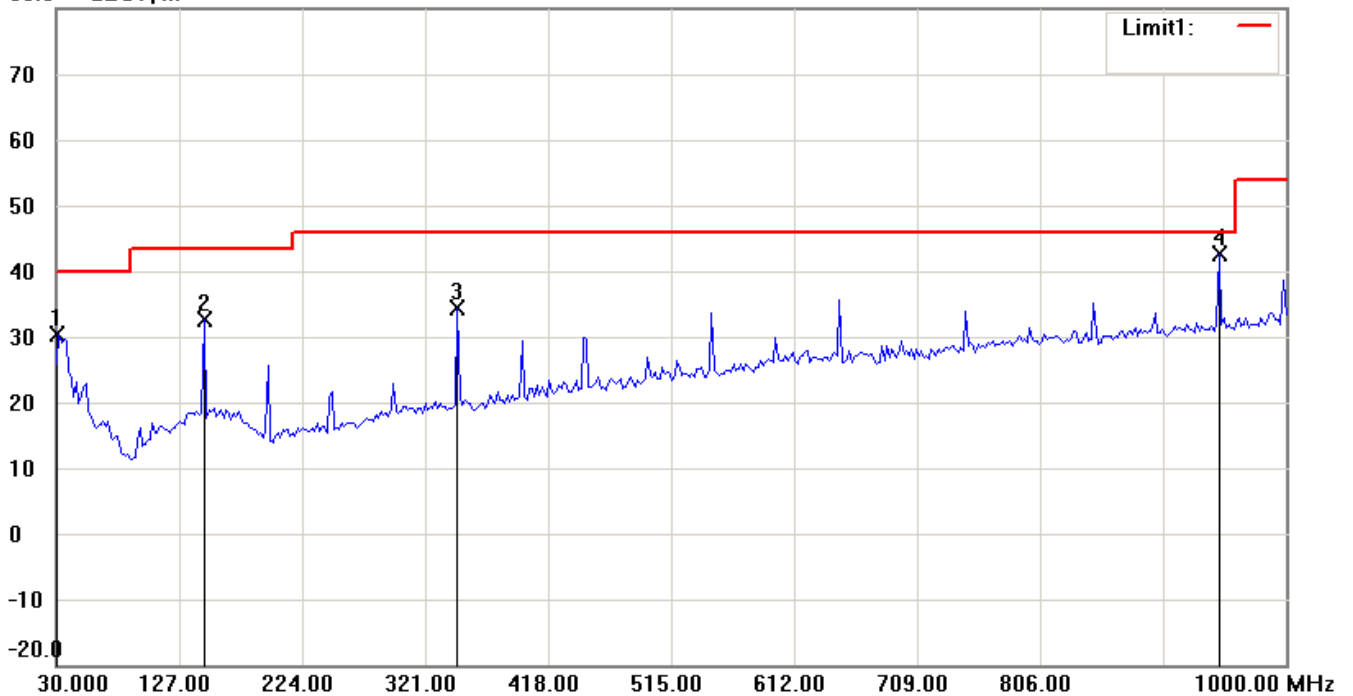
FCC ID: GX9MX

90.0 dBuV/m



Antenna Polarization V


80.0 dBuV/m



Up Line: Peak Limit Line Down Line: Ave Limit Line

Note:

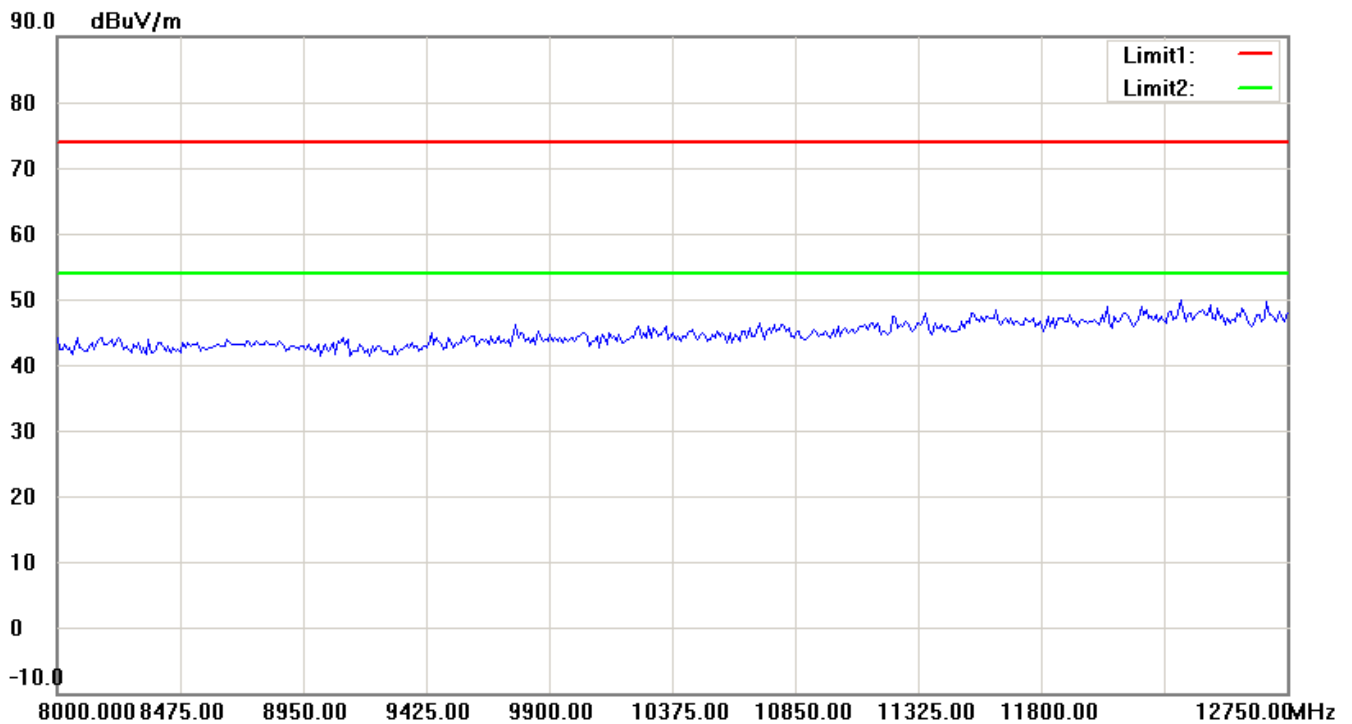
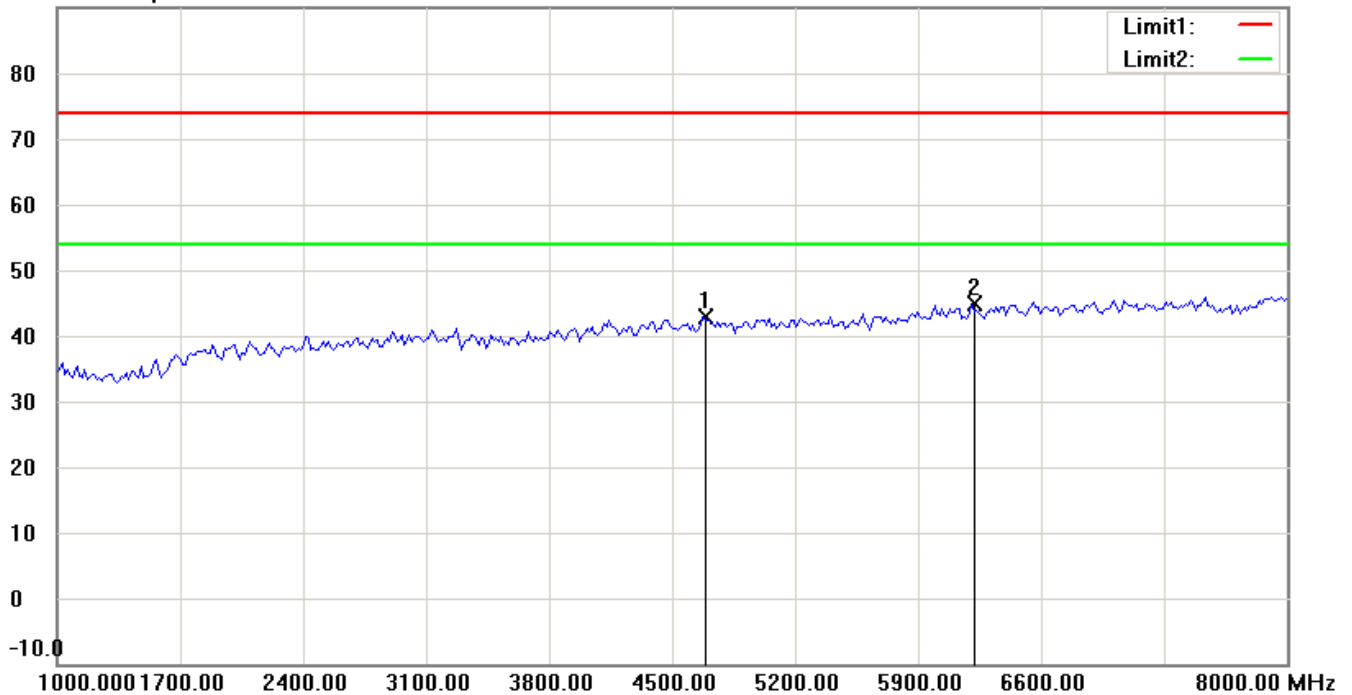
1. The attached measurement plots are preliminarily pre-scanned with peak detector for determining the final checking frequencies and are for reference only.
2. The some frequencies may exceed the limit line without the specified detectors, but that cannot present the results are failed to the specification of test standard.
3. For corrected test results are listed in the relevant table of radiated test data of this test report.



Report Number: W6M21308-13443-P-2224

FCC ID: GX9MX


90.0 dBuV/m



Up Line: Peak Limit Line Down Line: Ave Limit Line

Note:

1. The attached measurement plots are preliminarily pre-scanned with peak detector for determining the final checking frequencies and are for reference only.
2. The some frequencies may exceed the limit line without the specified detectors, but that cannot present the results are failed to the specification of test standard.
3. For corrected test results are listed in the relevant table of radiated test data of this test report.

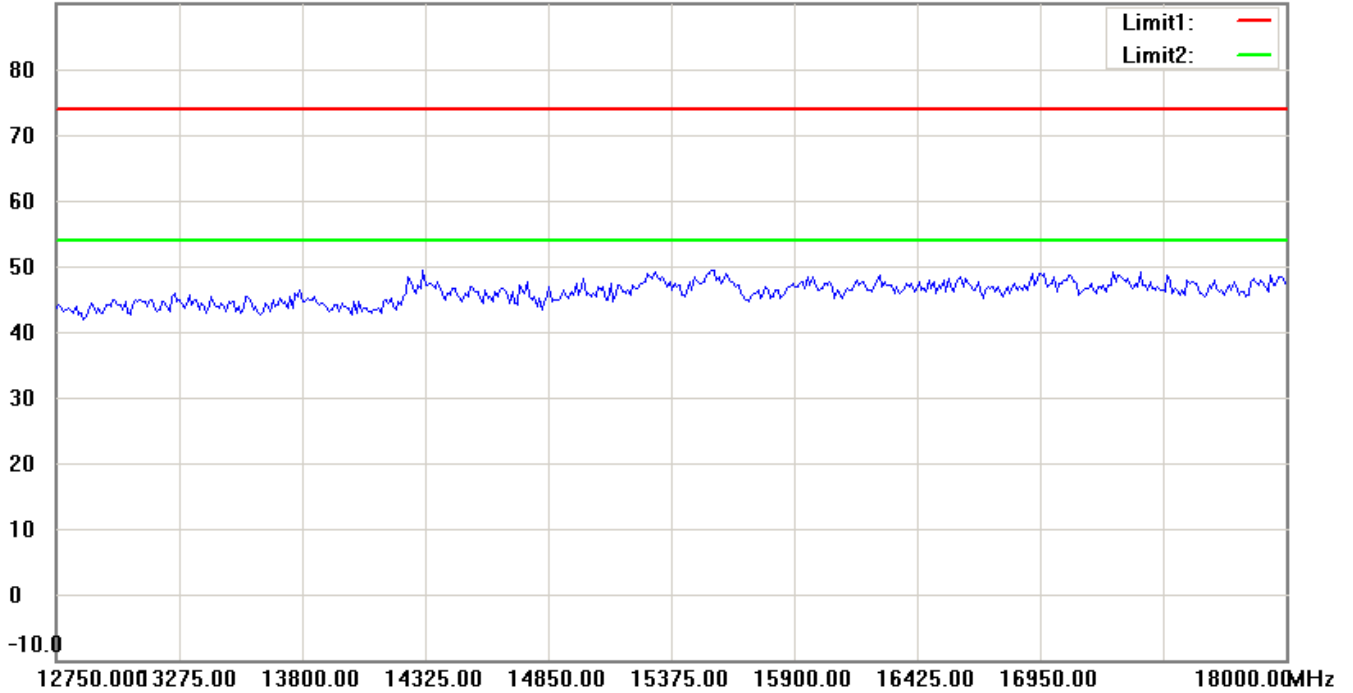


Worldwide Testing Services(Taiwan) Co., Ltd.

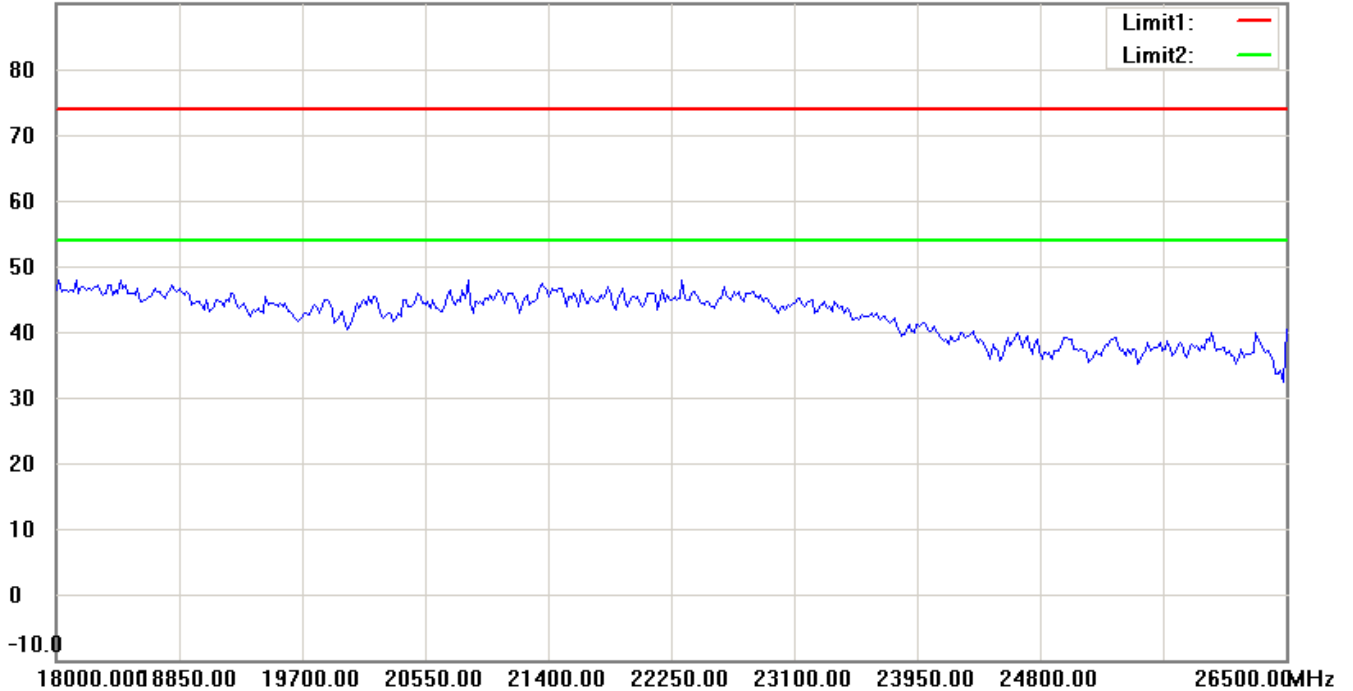
Report Number: W6M21308-13443-P-2224

FCC ID: GX9MX

90.0 dBuV/m



90.0 dBuV/m



Up Line: Peak Limit Line Down Line: Ave Limit Line

Note:

1. The attached measurement plots are preliminarily pre-scanned with peak detector for determining the final checking frequencies and are for reference only.
2. The some frequencies may exceed the limit line without the specified detectors, but that cannot present the results are failed to the specification of test standard.
3. For corrected test results are listed in the relevant table of radiated test data of this test report.

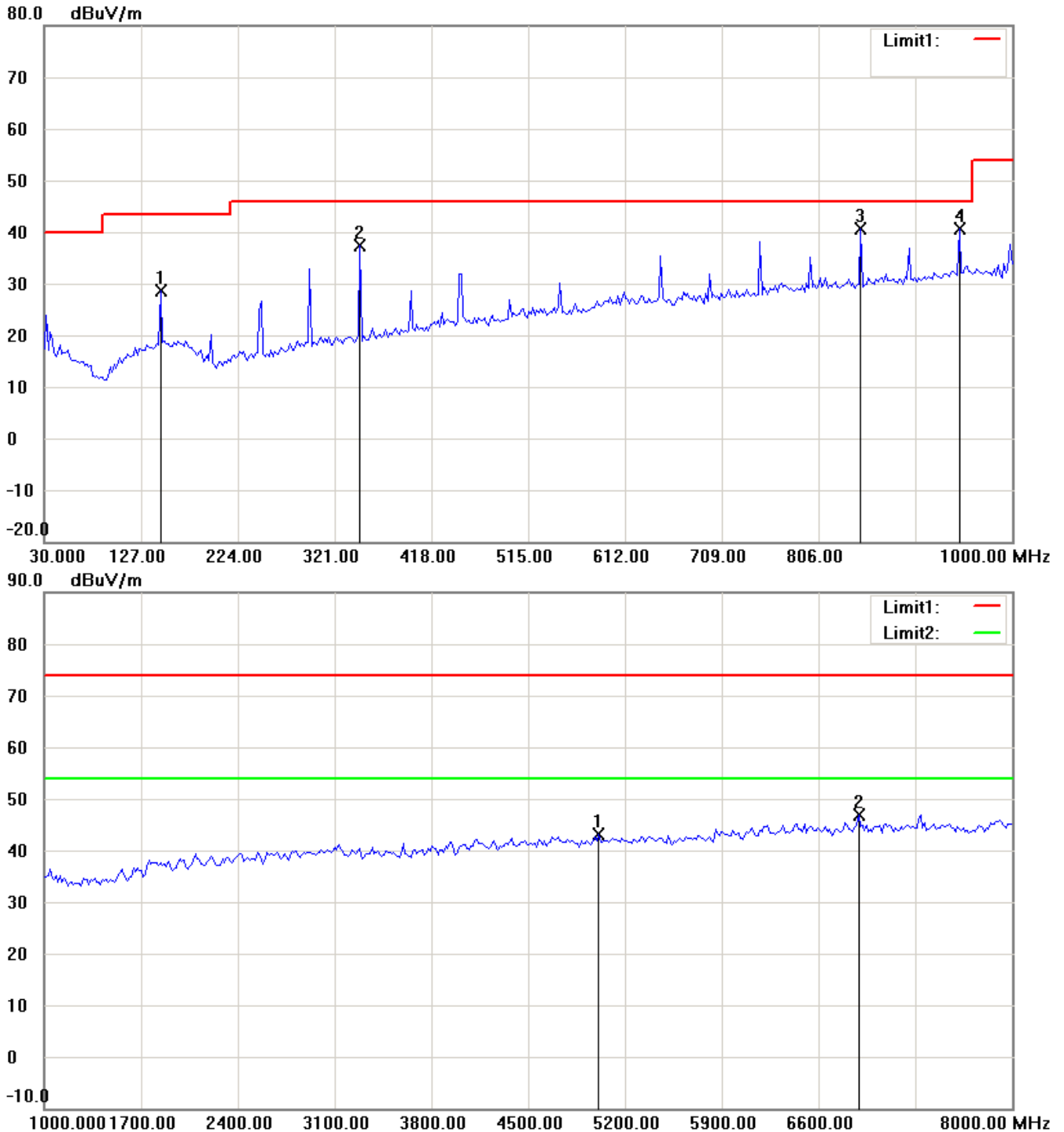


Report Number: W6M21308-13443-P-2224

FCC ID: GX9MX

1900 band_Idle Mode_7.92 V


Antenna Polarization H



Up Line: Peak Limit Line Down Line: Ave Limit Line

Note:

1. The attached measurement plots are preliminarily pre-scanned with peak detector for determining the final checking frequencies and are for reference only.
2. The some frequencies may exceed the limit line without the specified detectors, but that cannot present the results are failed to the specification of test standard.
3. For corrected test results are listed in the relevant table of radiated test data of this test report.

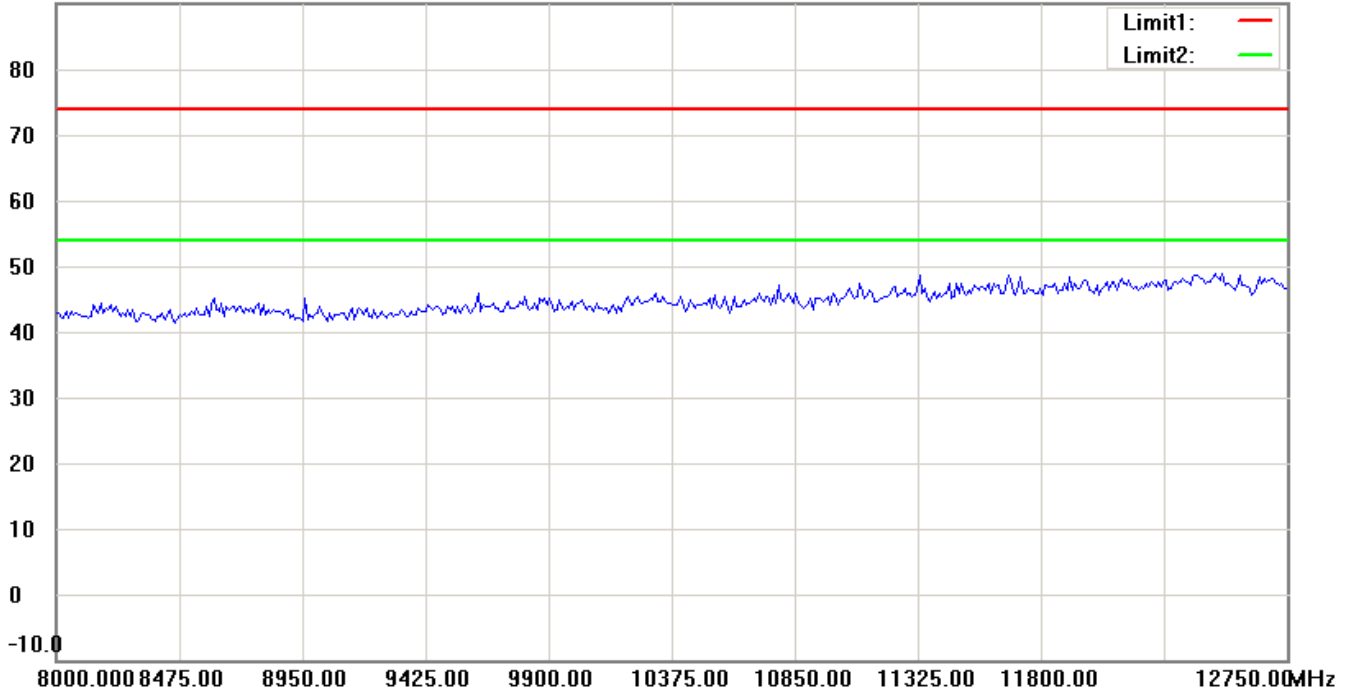


Worldwide Testing Services(Taiwan) Co., Ltd.

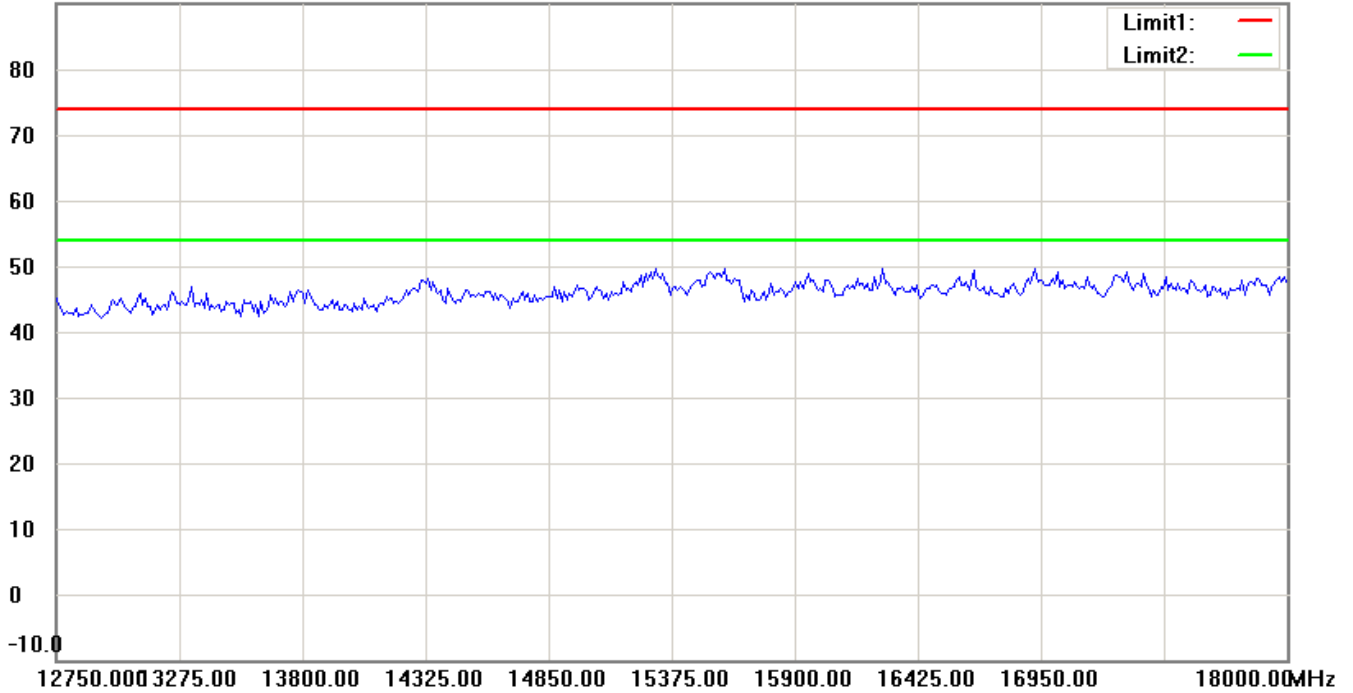
Report Number: W6M21308-13443-P-2224

FCC ID: GX9MX

90.0 dBuV/m



90.0 dBuV/m



Up Line: Peak Limit Line Down Line: Ave Limit Line

Note:

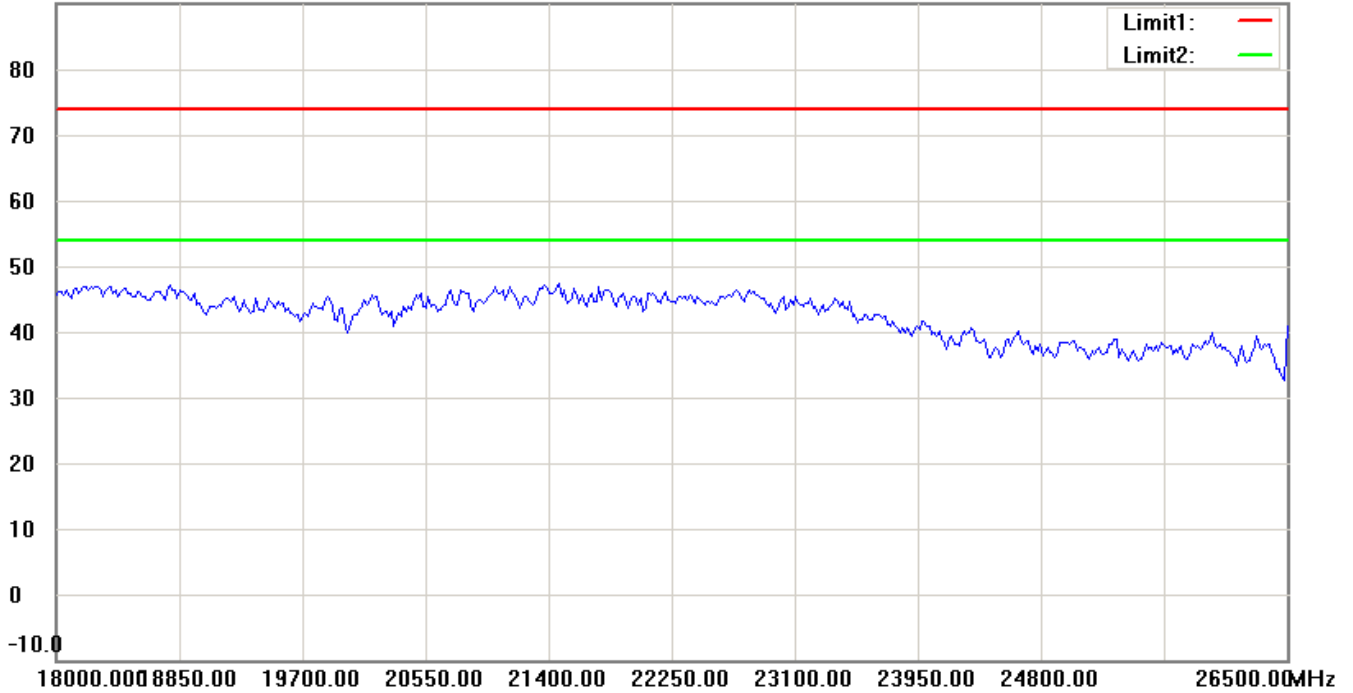
1. The attached measurement plots are preliminarily pre-scanned with peak detector for determining the final checking frequencies and are for reference only.
2. The some frequencies may exceed the limit line without the specified detectors, but that cannot present the results are failed to the specification of test standard.
3. For corrected test results are listed in the relevant table of radiated test data of this test report.



Report Number: W6M21308-13443-P-2224

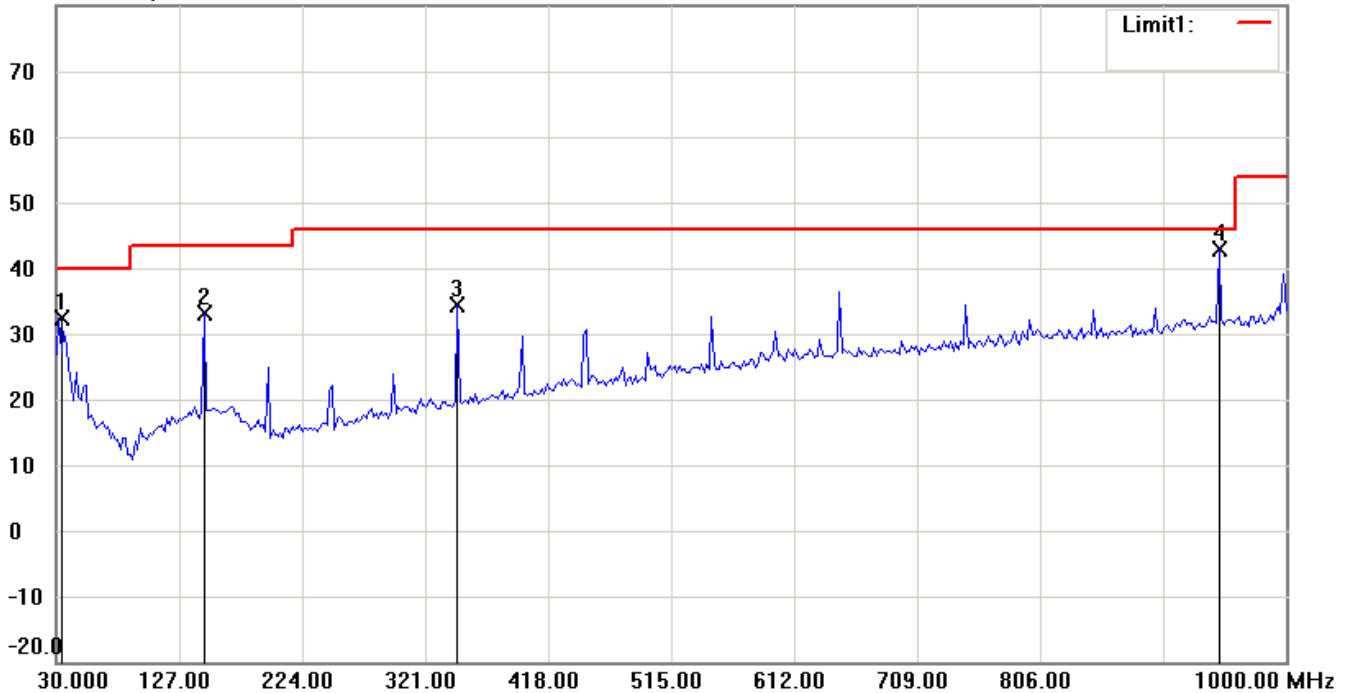
FCC ID: GX9MX

90.0 dBuV/m



Antenna Polarization V


80.0 dBuV/m



Up Line: Peak Limit Line Down Line: Ave Limit Line

Note:

1. The attached measurement plots are preliminarily pre-scanned with peak detector for determining the final checking frequencies and are for reference only.
2. The some frequencies may exceed the limit line without the specified detectors, but that cannot present the results are failed to the specification of test standard.
3. For corrected test results are listed in the relevant table of radiated test data of this test report.

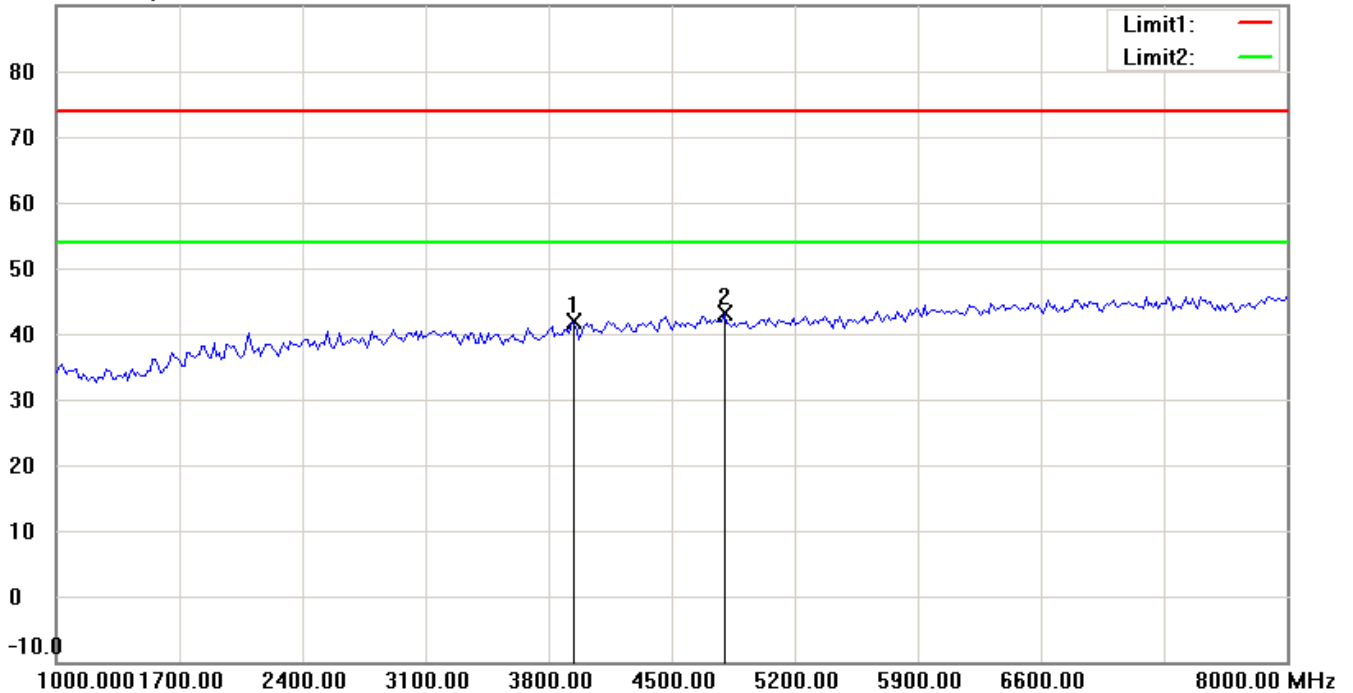


Worldwide Testing Services(Taiwan) Co., Ltd.

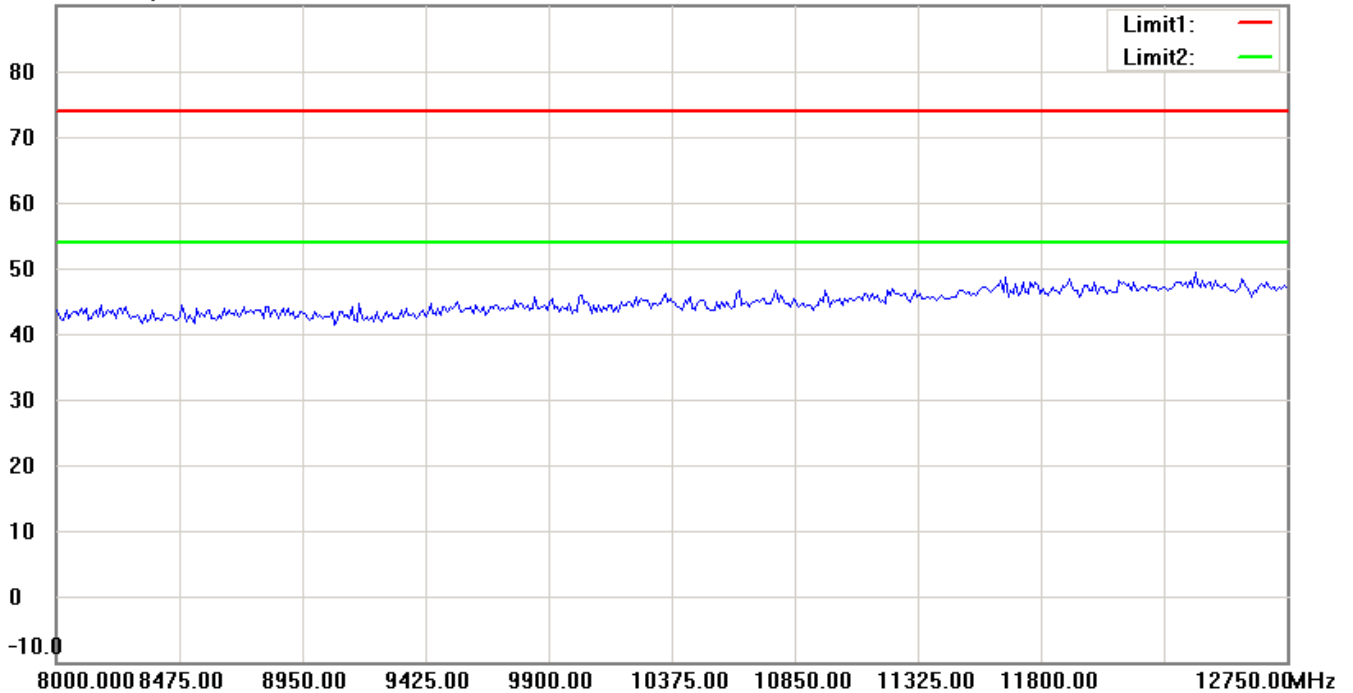
Report Number: W6M21308-13443-P-2224

FCC ID: GX9MX

90.0 dBuV/m



90.0 dBuV/m



Up Line: Peak Limit Line Down Line: Ave Limit Line

Note:

1. The attached measurement plots are preliminarily pre-scanned with peak detector for determining the final checking frequencies and are for reference only.
2. The some frequencies may exceed the limit line without the specified detectors, but that cannot present the results are failed to the specification of test standard.
3. For corrected test results are listed in the relevant table of radiated test data of this test report.

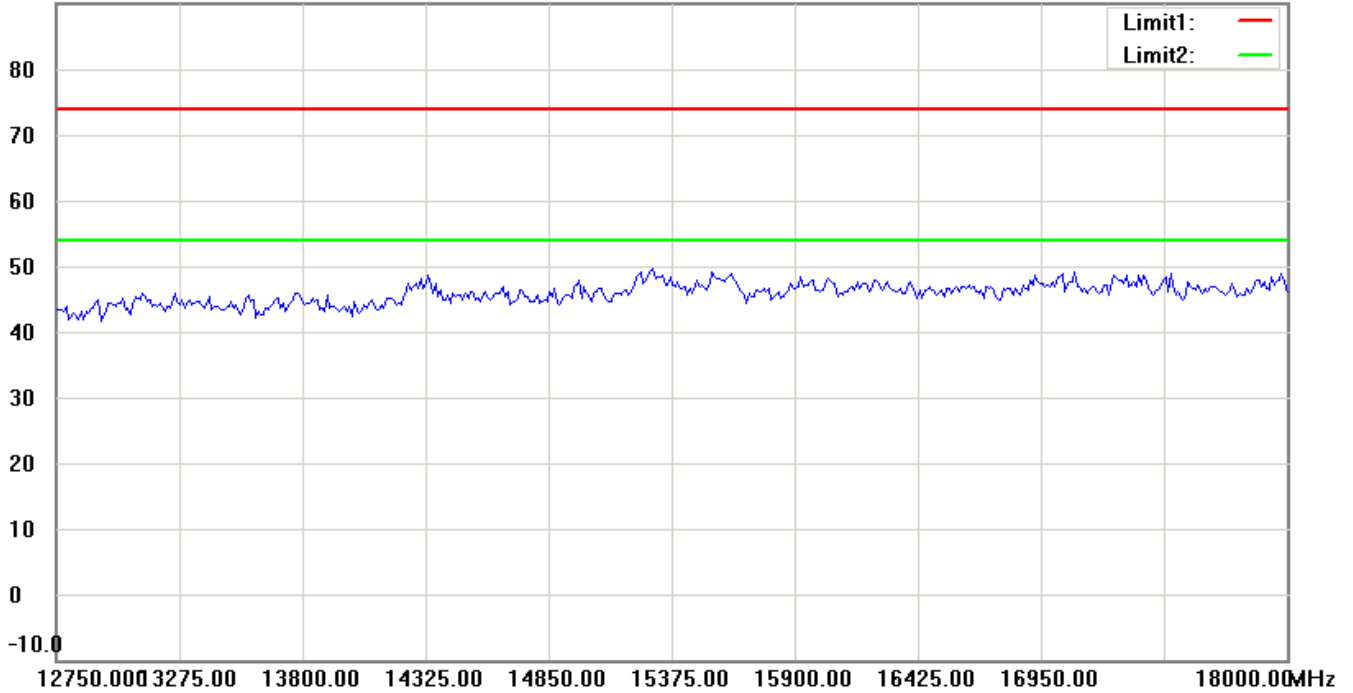


Worldwide Testing Services(Taiwan) Co., Ltd.

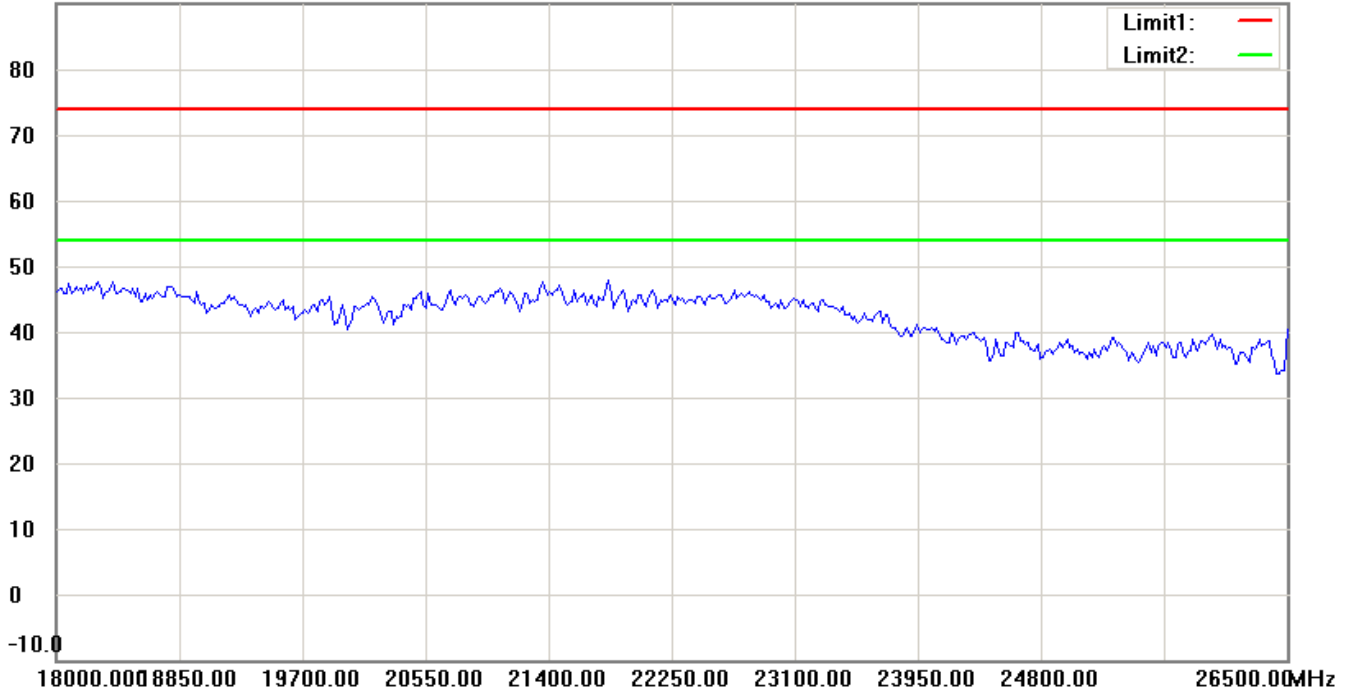
Report Number: W6M21308-13443-P-2224

FCC ID: GX9MX

90.0 dBuV/m



90.0 dBuV/m



Up Line: Peak Limit Line Down Line: Ave Limit Line

Note:

1. The attached measurement plots are preliminarily pre-scanned with peak detector for determining the final checking frequencies and are for reference only.
2. The some frequencies may exceed the limit line without the specified detectors, but that cannot present the results are failed to the specification of test standard.
3. For corrected test results are listed in the relevant table of radiated test data of this test report.



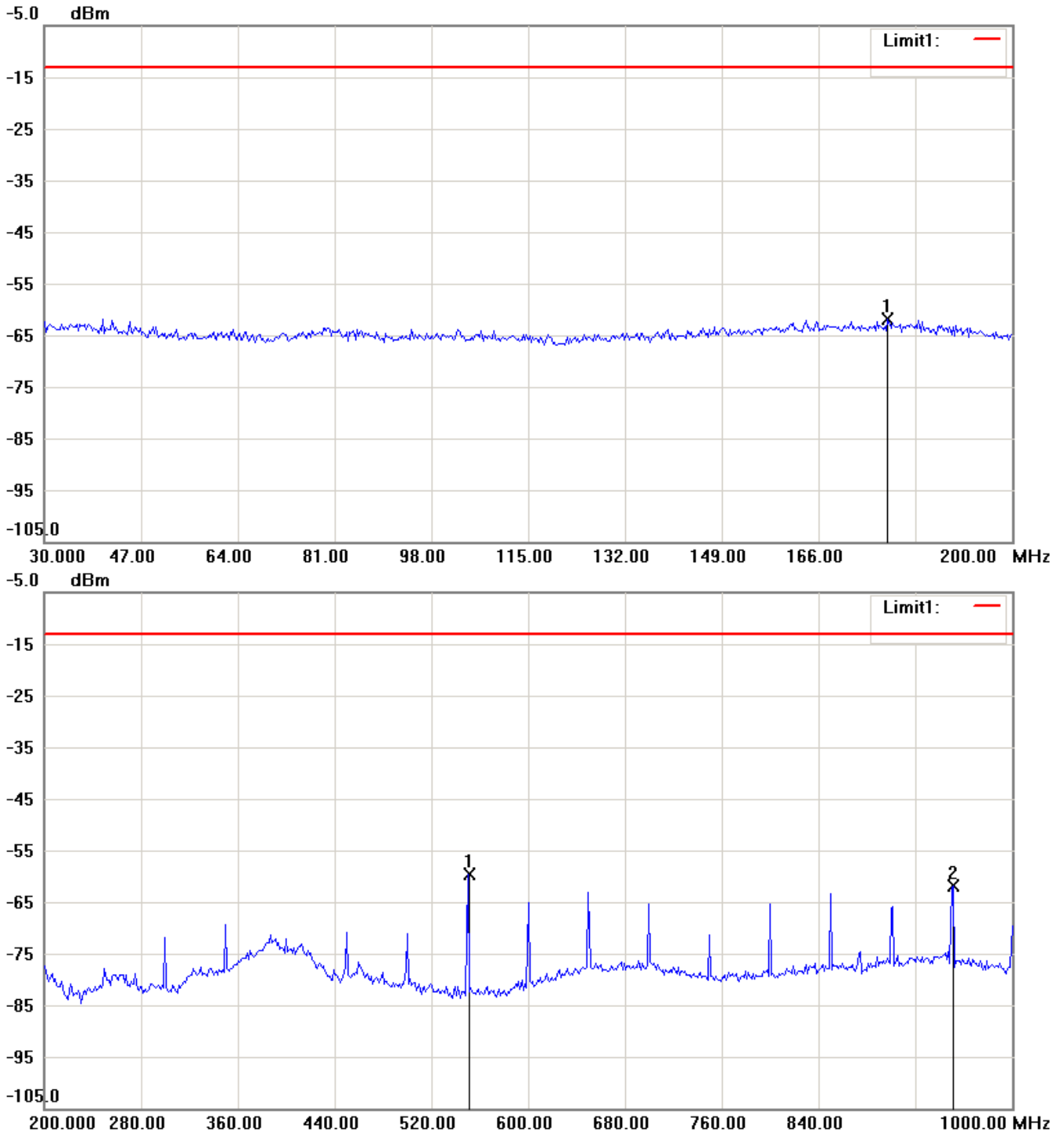
Worldwide Testing Services(Taiwan) Co., Ltd.

Report Number: W6M21308-13443-P-2224

FCC ID: GX9MX


Band II_CH 9262_7 V

Antenna Polarization H



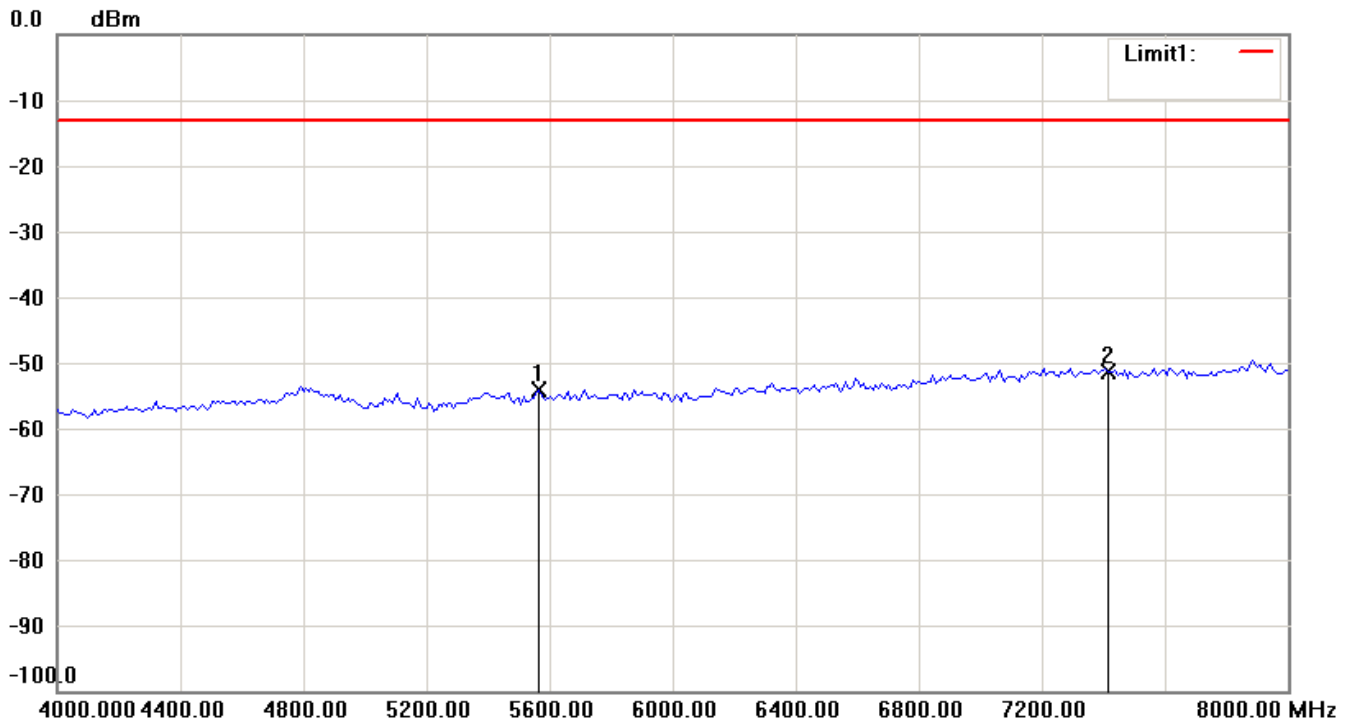
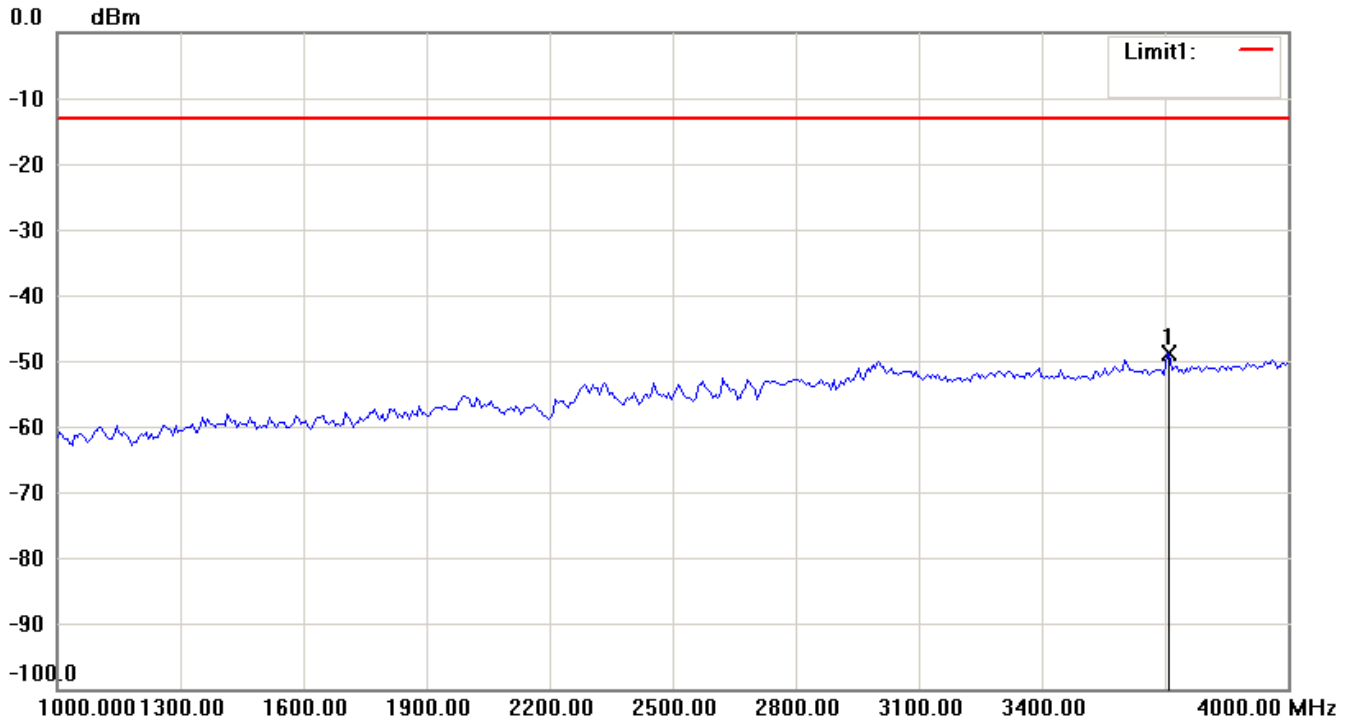
Note:

1. The attached measurement plots are preliminarily pre-scanned with peak detector for determining the final checking frequencies and are for reference only.
2. The some frequencies may exceed the limit line without the specified detectors, but that cannot present the results are failed to the specification of test standard.
3. For corrected test results are listed in the relevant table of radiated test data of this test report.




Report Number: W6M21308-13443-P-2224

FCC ID: GX9MX



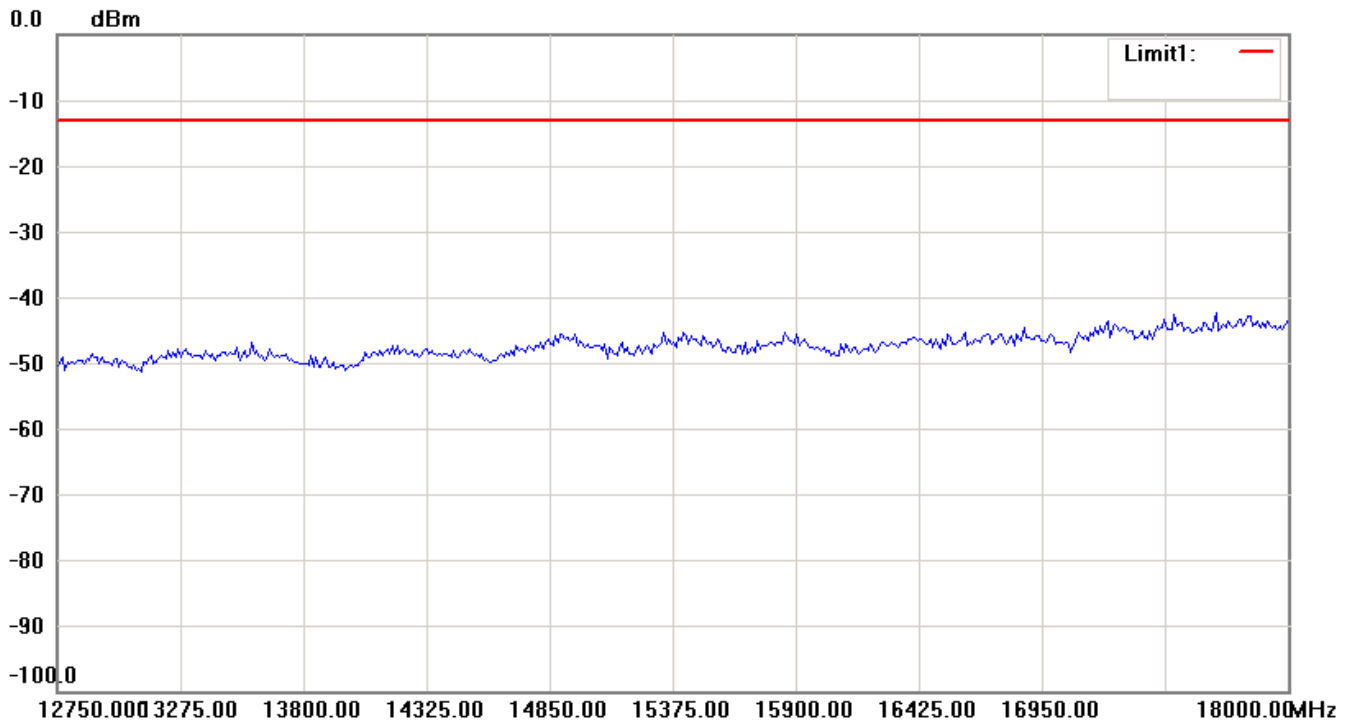
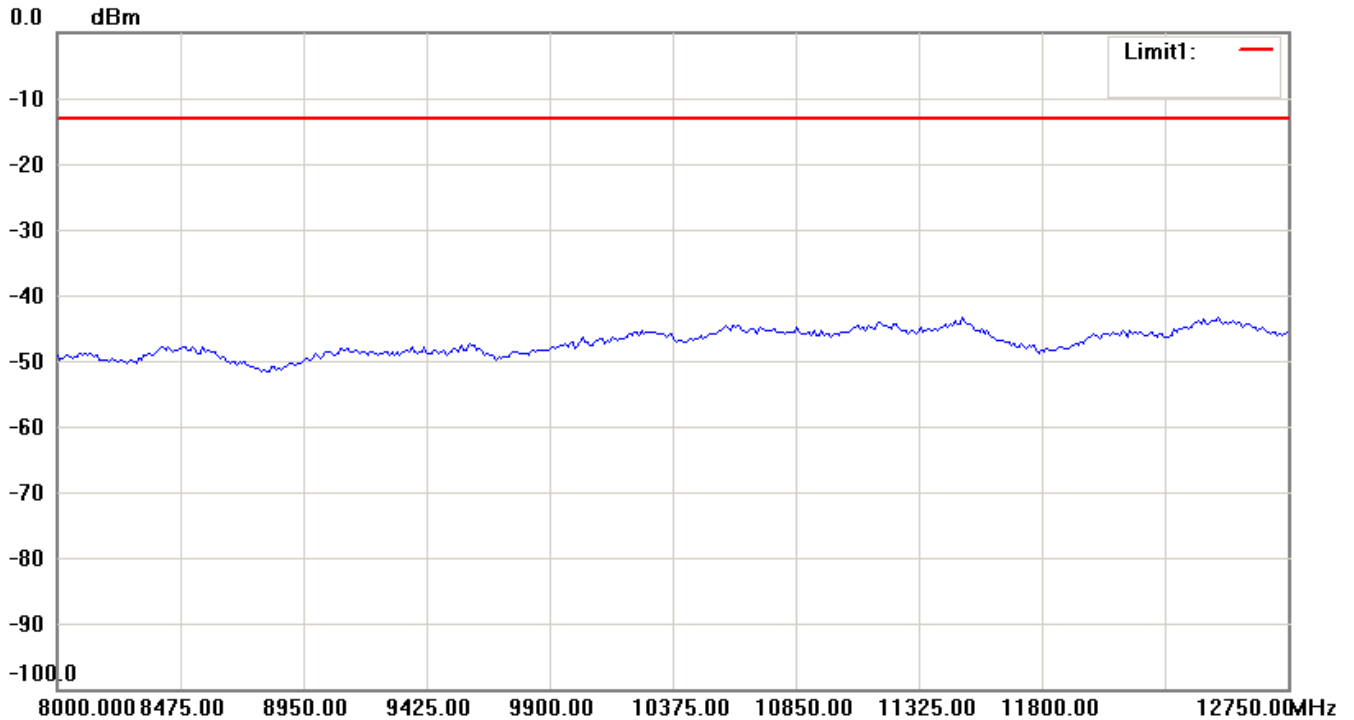
Note:

1. The attached measurement plots are preliminarily pre-scanned with peak detector for determining the final checking frequencies and are for reference only.
2. The some frequencies may exceed the limit line without the specified detectors, but that cannot present the results are failed to the specification of test standard.
3. For corrected test results are listed in the relevant table of radiated test data of this test report.



Report Number: W6M21308-13443-P-2224

FCC ID: GX9MX



Note:

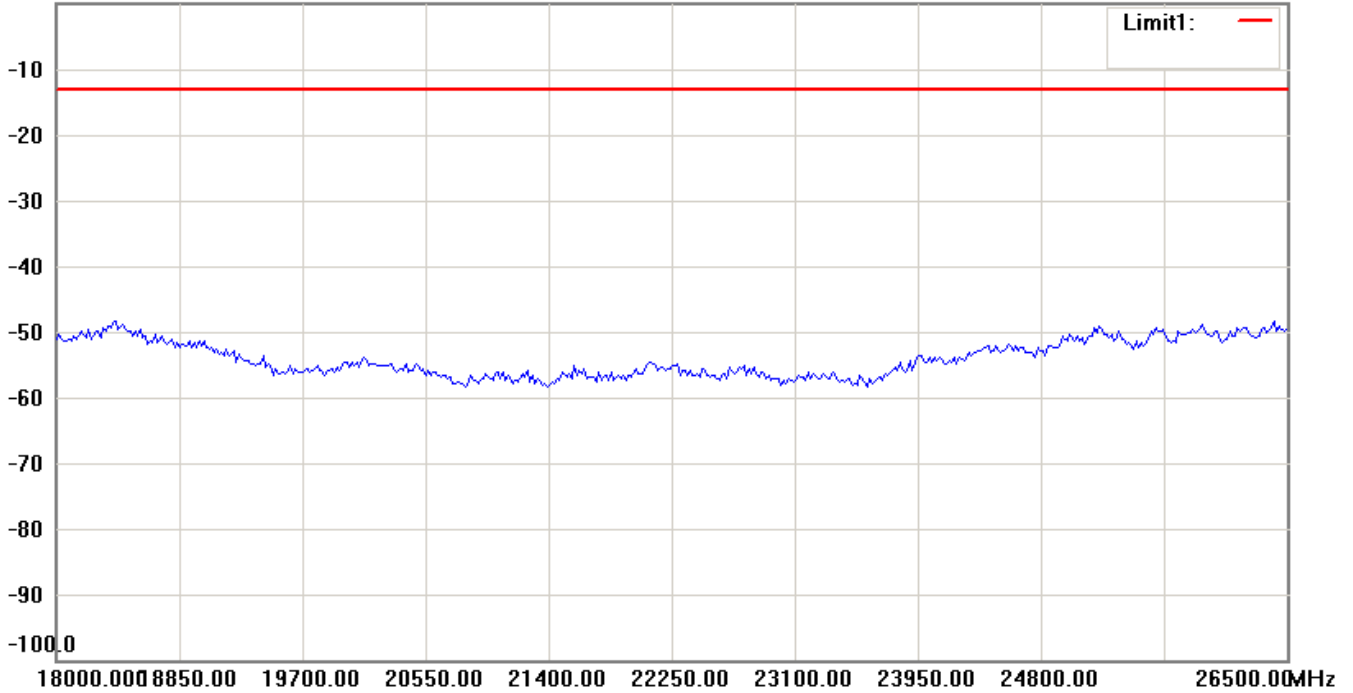
1. The attached measurement plots are preliminarily pre-scanned with peak detector for determining the final checking frequencies and are for reference only.
2. The some frequencies may exceed the limit line without the specified detectors, but that cannot present the results are failed to the specification of test standard.
3. For corrected test results are listed in the relevant table of radiated test data of this test report.



Report Number: W6M21308-13443-P-2224

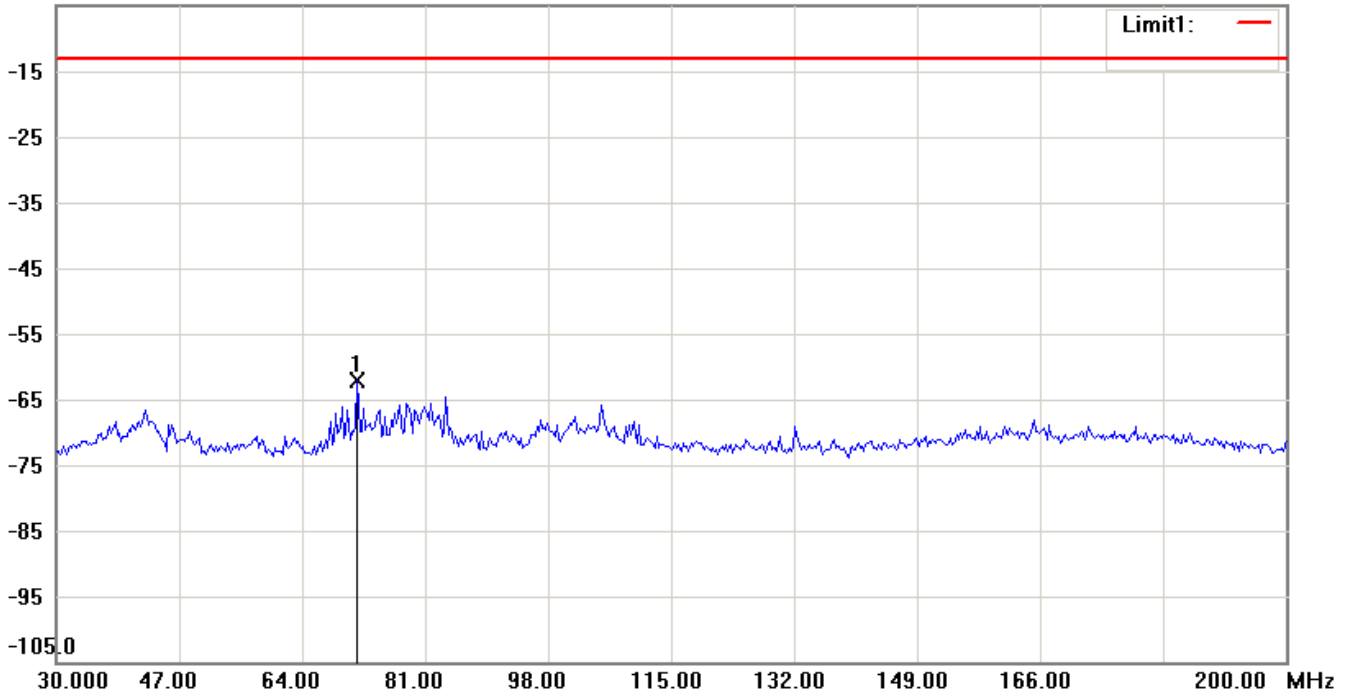
FCC ID: GX9MX

0.0 dBm




Antenna Polarization V

-5.0 dBm



Note:

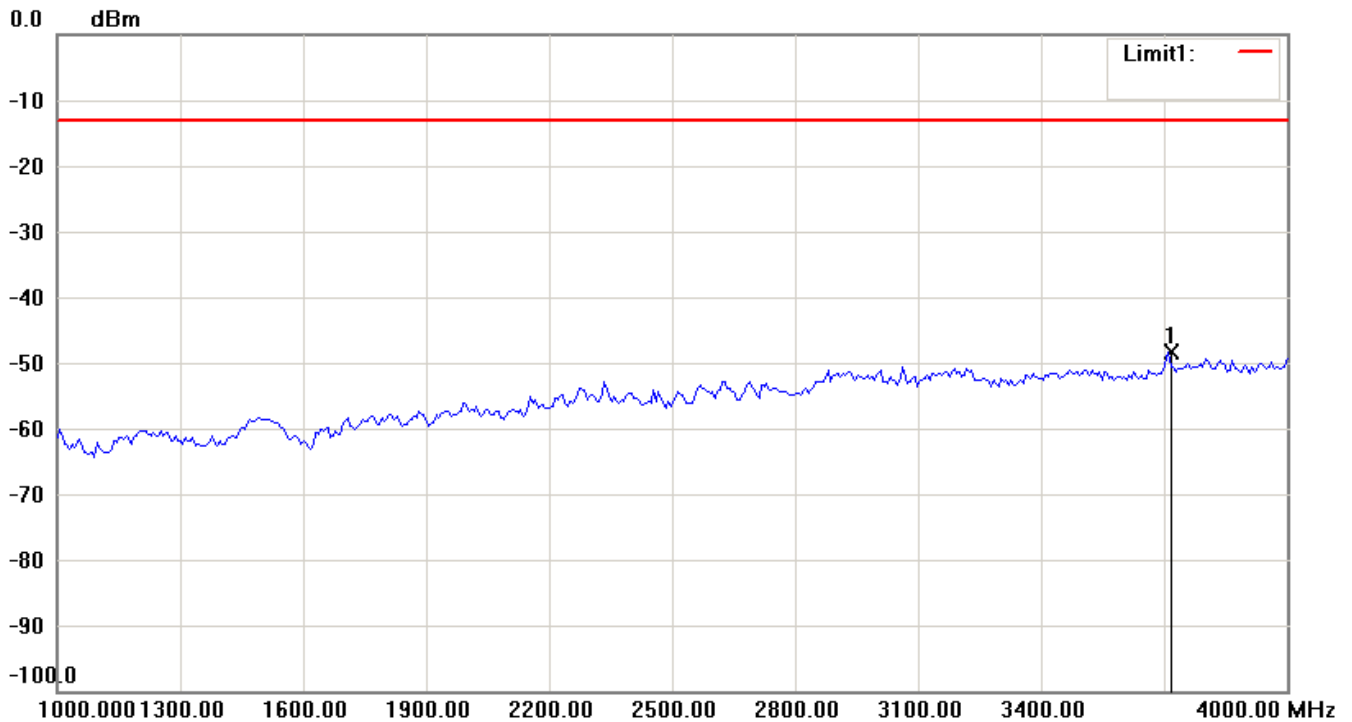
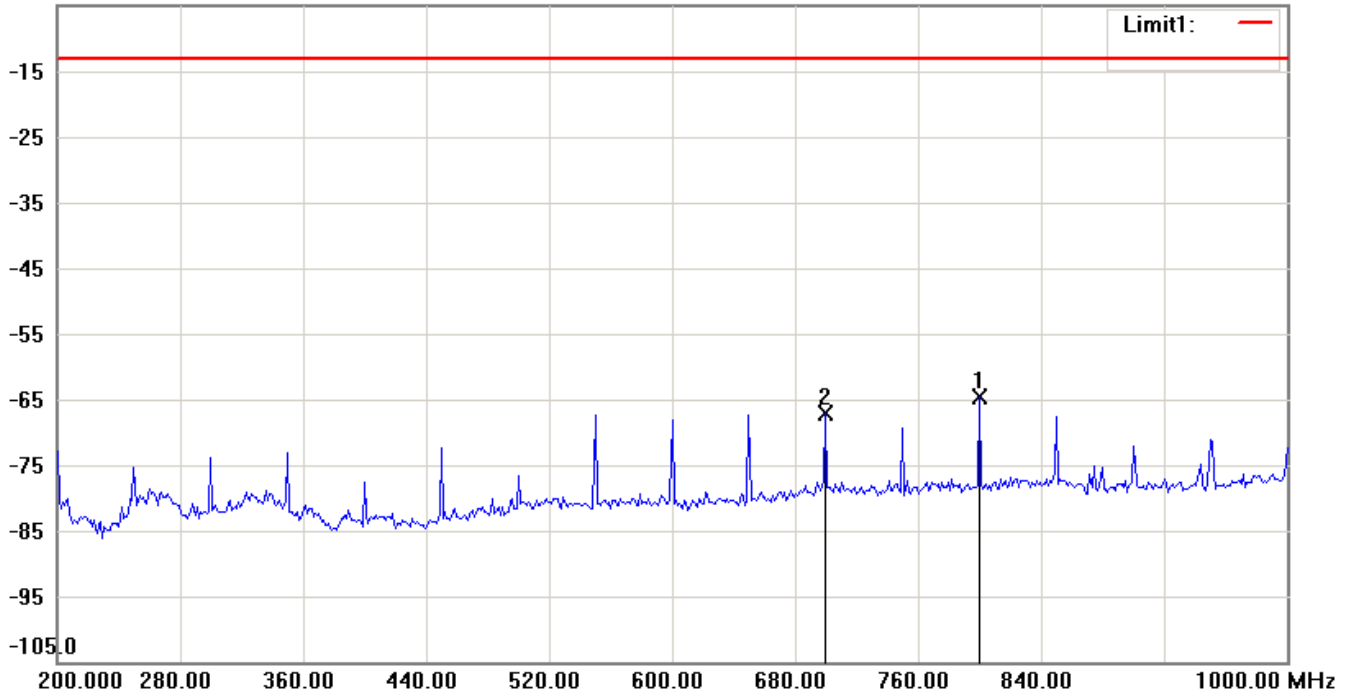
1. The attached measurement plots are preliminarily pre-scanned with peak detector for determining the final checking frequencies and are for reference only.
2. The some frequencies may exceed the limit line without the specified detectors, but that cannot present the results are failed to the specification of test standard.
3. For corrected test results are listed in the relevant table of radiated test data of this test report.



Report Number: W6M21308-13443-P-2224


FCC ID: GX9MX

-5.0 dBm



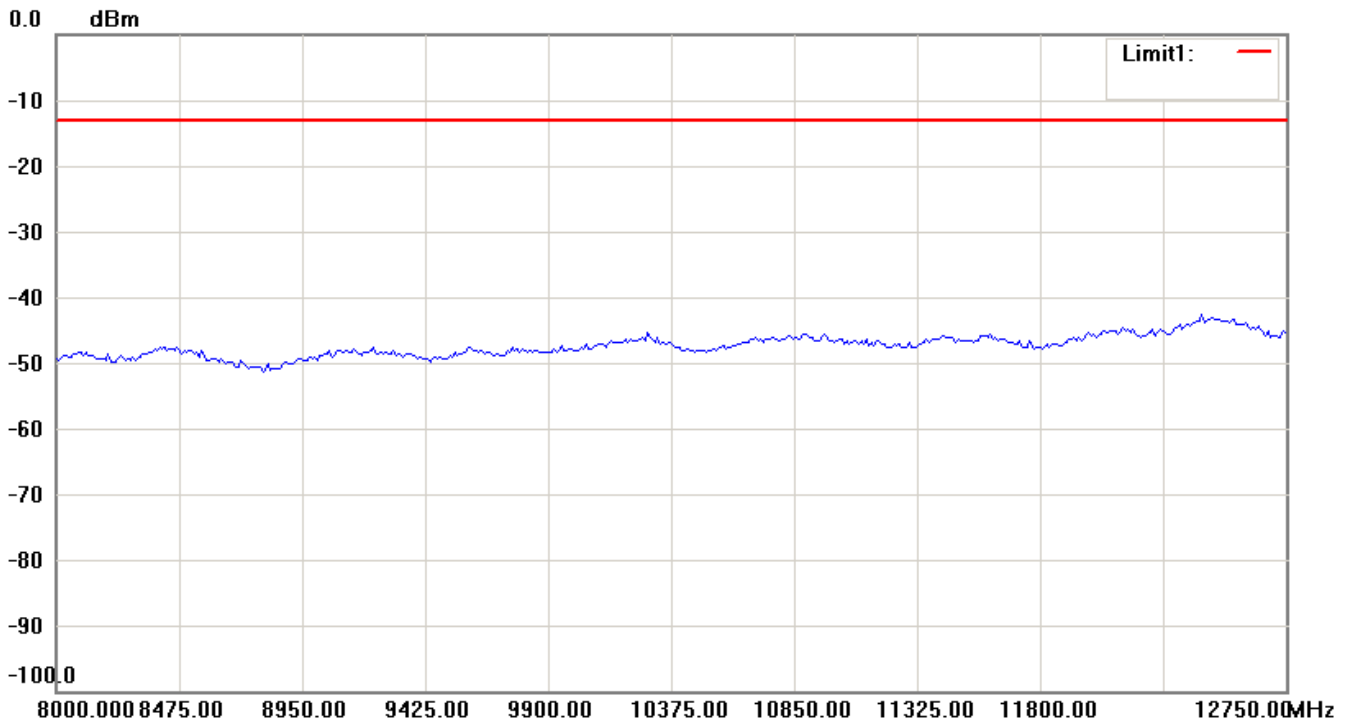
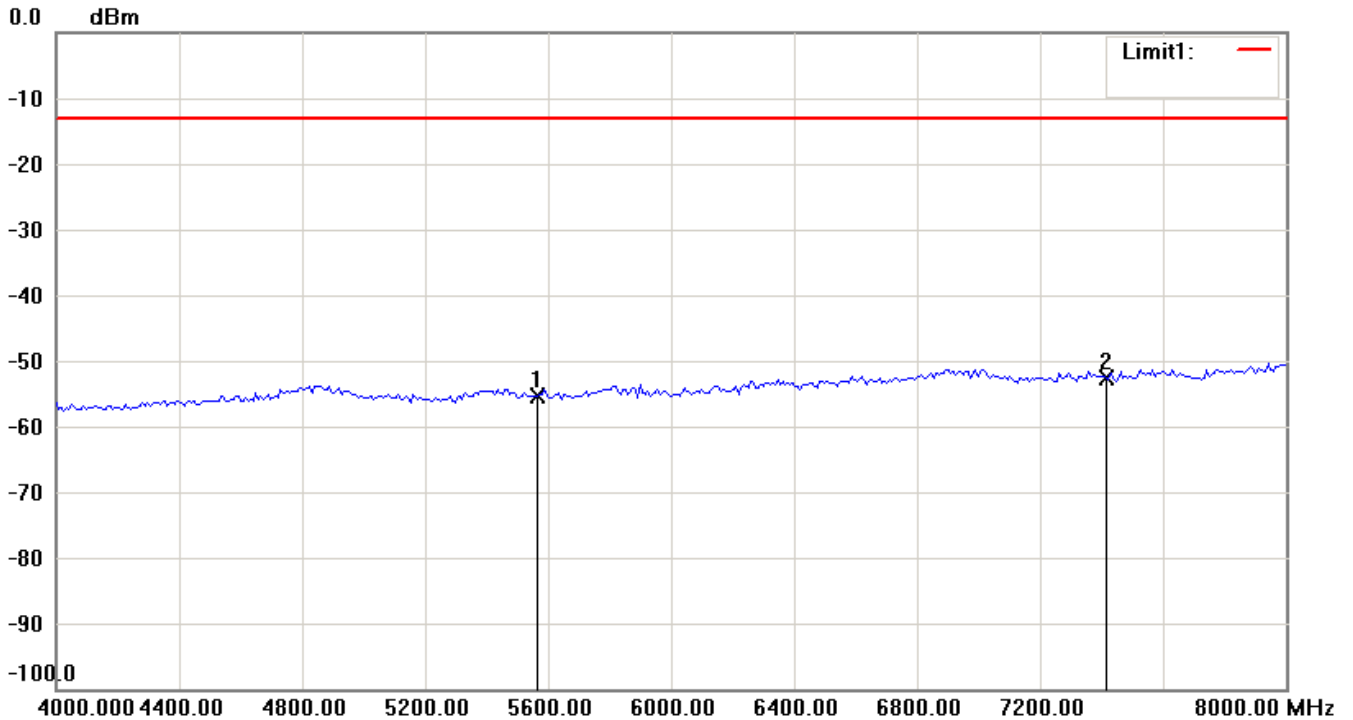
Note:

1. The attached measurement plots are preliminarily pre-scanned with peak detector for determining the final checking frequencies and are for reference only.
2. The some frequencies may exceed the limit line without the specified detectors, but that cannot present the results are failed to the specification of test standard.
3. For corrected test results are listed in the relevant table of radiated test data of this test report.



Report Number: W6M21308-13443-P-2224

FCC ID: GX9MX



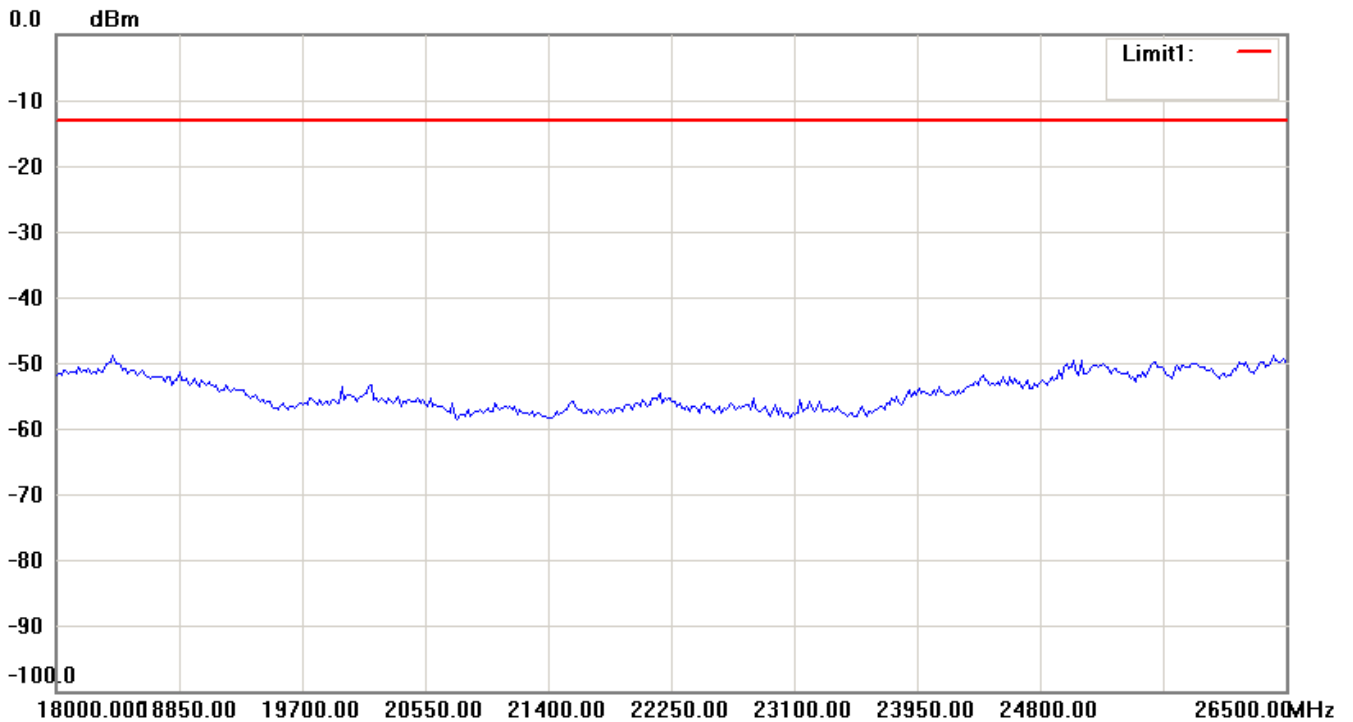
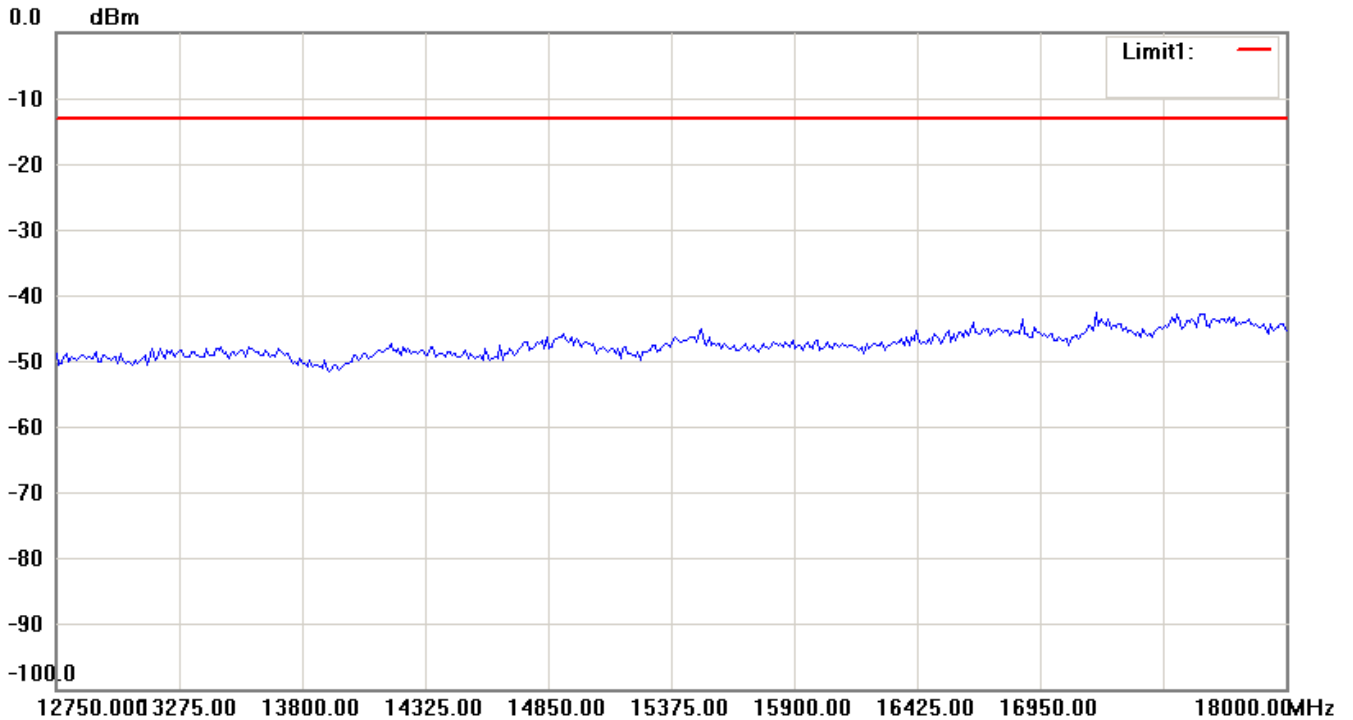
Note:

1. The attached measurement plots are preliminarily pre-scanned with peak detector for determining the final checking frequencies and are for reference only.
2. The some frequencies may exceed the limit line without the specified detectors, but that cannot present the results are failed to the specification of test standard.
3. For corrected test results are listed in the relevant table of radiated test data of this test report.



Report Number: W6M21308-13443-P-2224

FCC ID: GX9MX



Note:

1. The attached measurement plots are preliminarily pre-scanned with peak detector for determining the final checking frequencies and are for reference only.
2. The some frequencies may exceed the limit line without the specified detectors, but that cannot present the results are failed to the specification of test standard.
3. For corrected test results are listed in the relevant table of radiated test data of this test report.

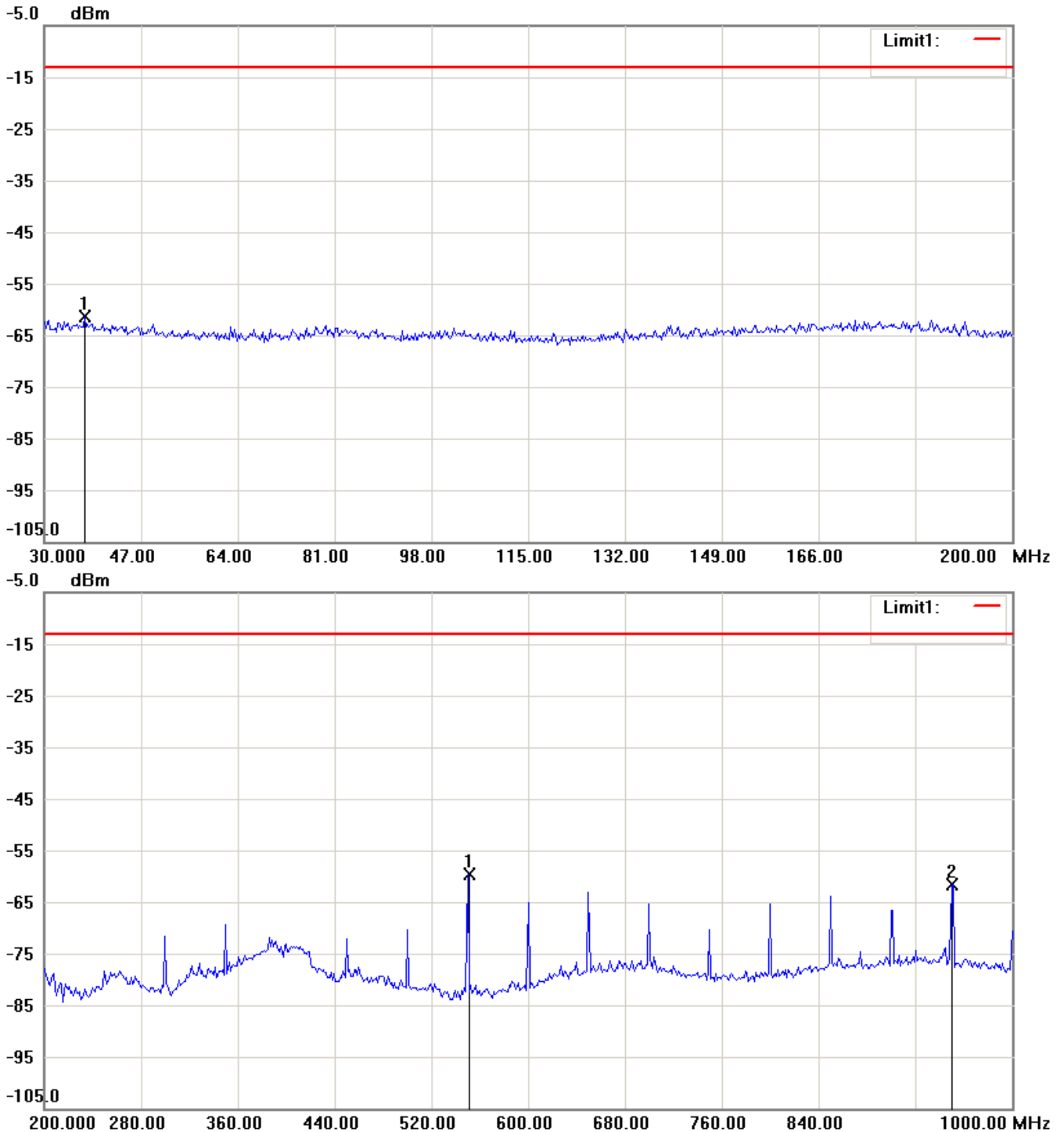


Report Number: W6M21308-13443-P-2224

FCC ID: GX9MX

Band II_CH 9262_7.92 V

Antenna Polarization H



Note:

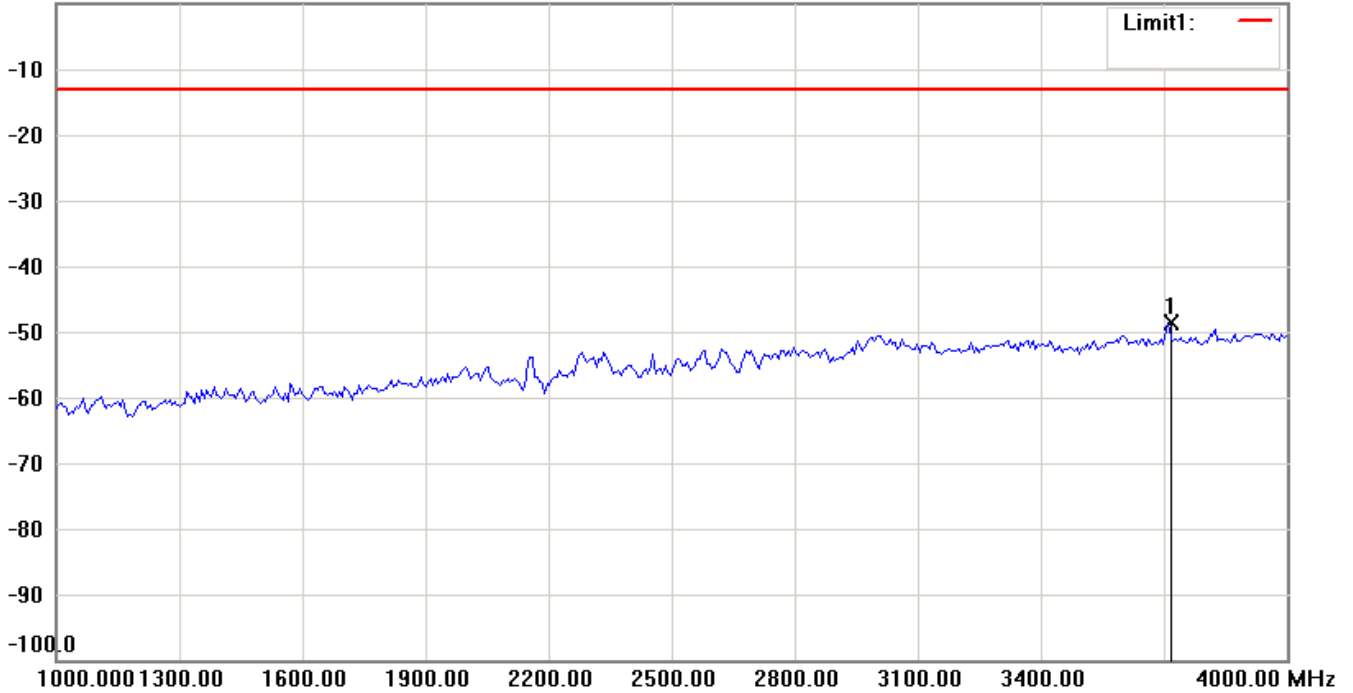
1. The attached measurement plots are preliminarily pre-scanned with peak detector for determining the final checking frequencies and are for reference only.
2. The some frequencies may exceed the limit line without the specified detectors, but that cannot present the results are failed to the specification of test standard.
3. For corrected test results are listed in the relevant table of radiated test data of this test report.



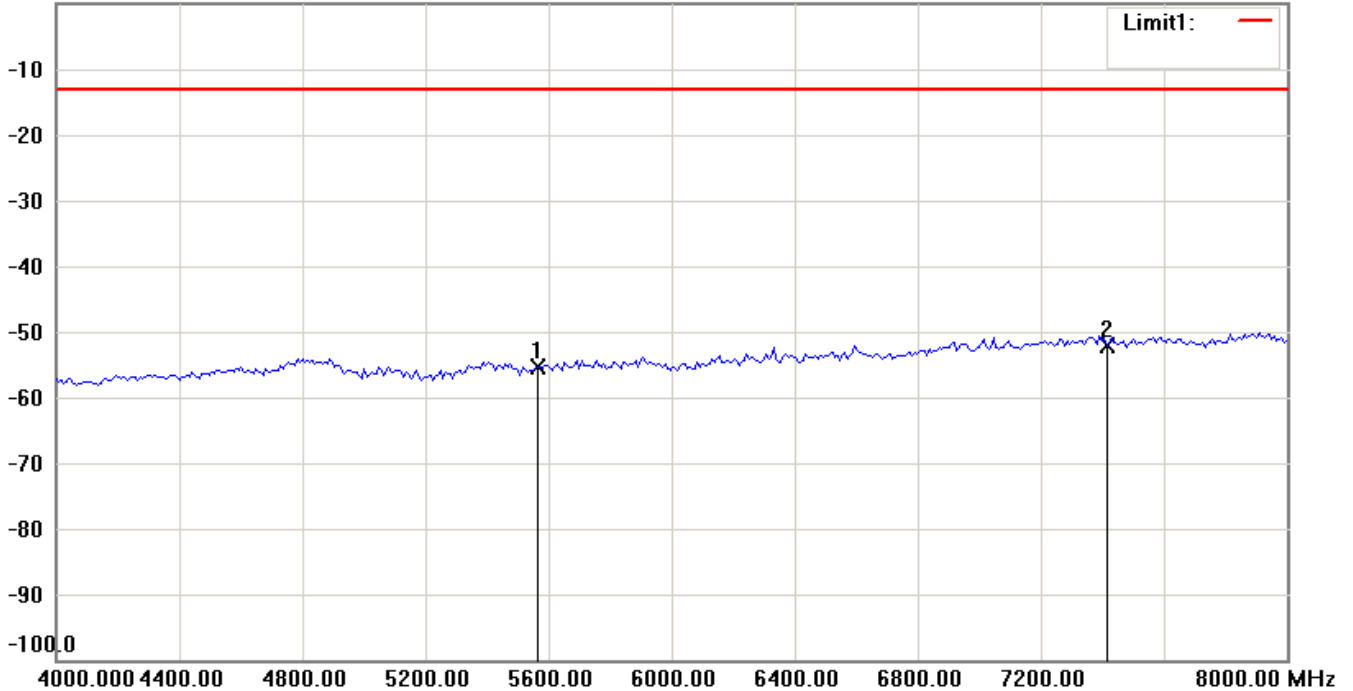
Report Number: W6M21308-13443-P-2224

FCC ID: GX9MX

0.0 dBm




0.0 dBm



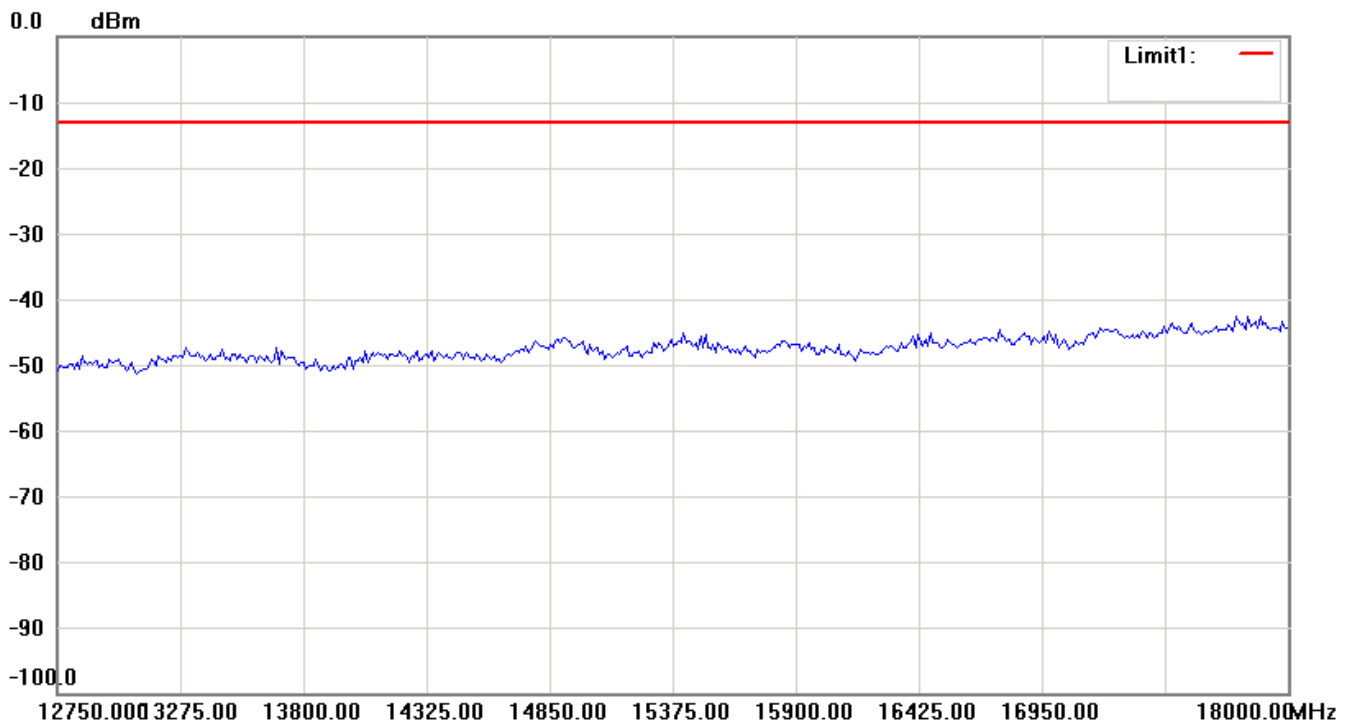
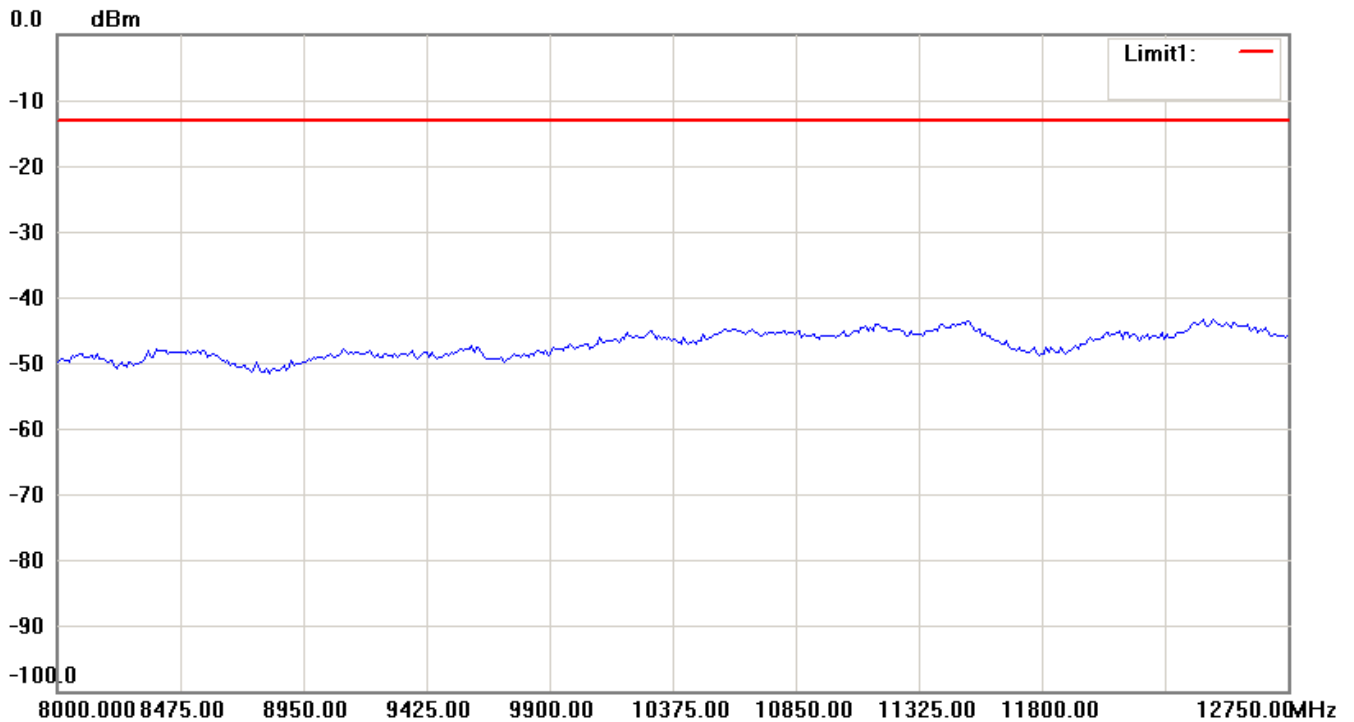
Note:

1. The attached measurement plots are preliminarily pre-scanned with peak detector for determining the final checking frequencies and are for reference only.
2. The some frequencies may exceed the limit line without the specified detectors, but that cannot present the results are failed to the specification of test standard.
3. For corrected test results are listed in the relevant table of radiated test data of this test report.



Report Number: W6M21308-13443-P-2224

FCC ID: GX9MX



Note:

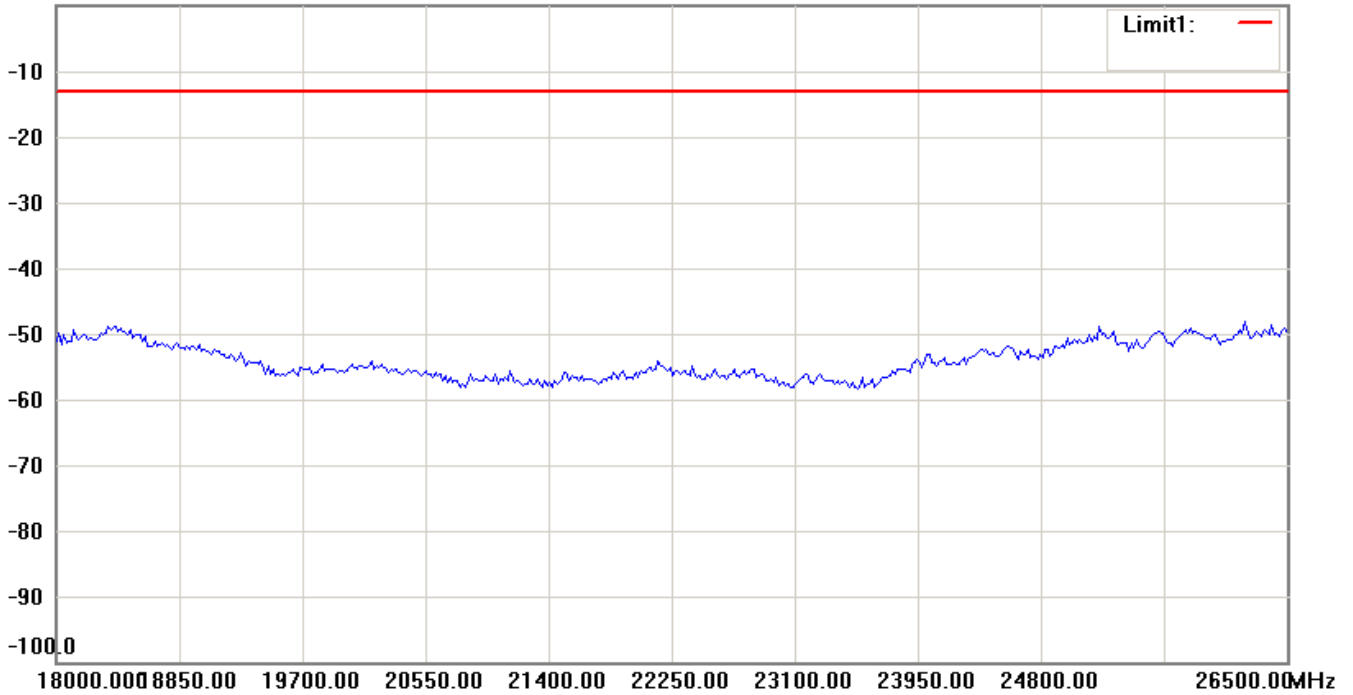
1. The attached measurement plots are preliminarily pre-scanned with peak detector for determining the final checking frequencies and are for reference only.
2. The some frequencies may exceed the limit line without the specified detectors, but that cannot present the results are failed to the specification of test standard.
3. For corrected test results are listed in the relevant table of radiated test data of this test report.



Report Number: W6M21308-13443-P-2224

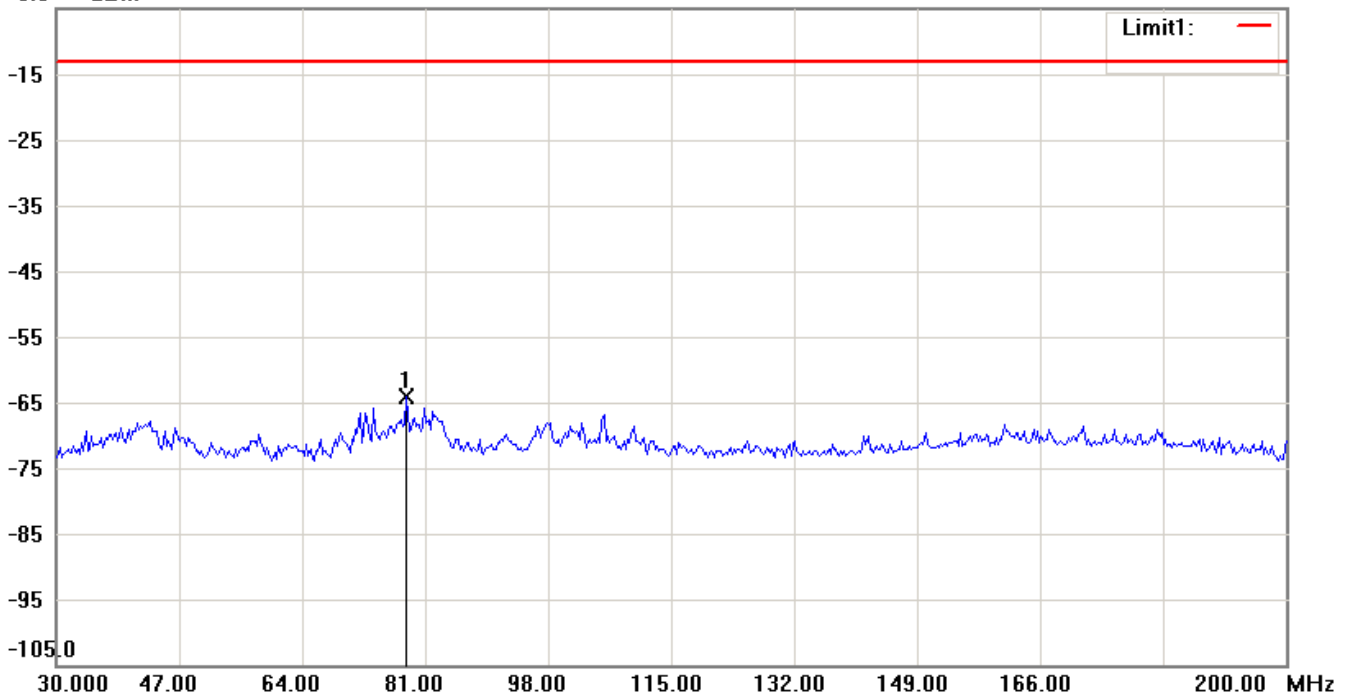
FCC ID: GX9MX

0.0 dBm



Antenna Polarization V

-5.0 dBm



Note:

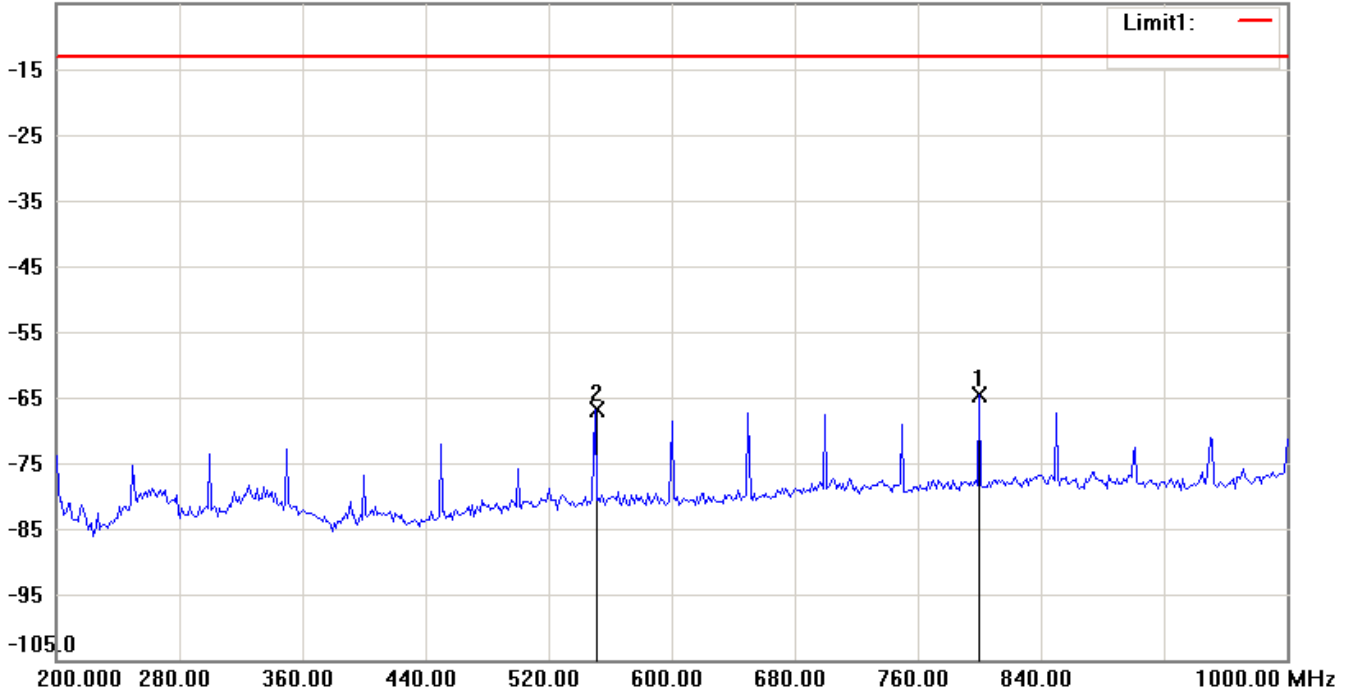
1. The attached measurement plots are preliminarily pre-scanned with peak detector for determining the final checking frequencies and are for reference only.
2. The some frequencies may exceed the limit line without the specified detectors, but that cannot present the results are failed to the specification of test standard.
3. For corrected test results are listed in the relevant table of radiated test data of this test report.



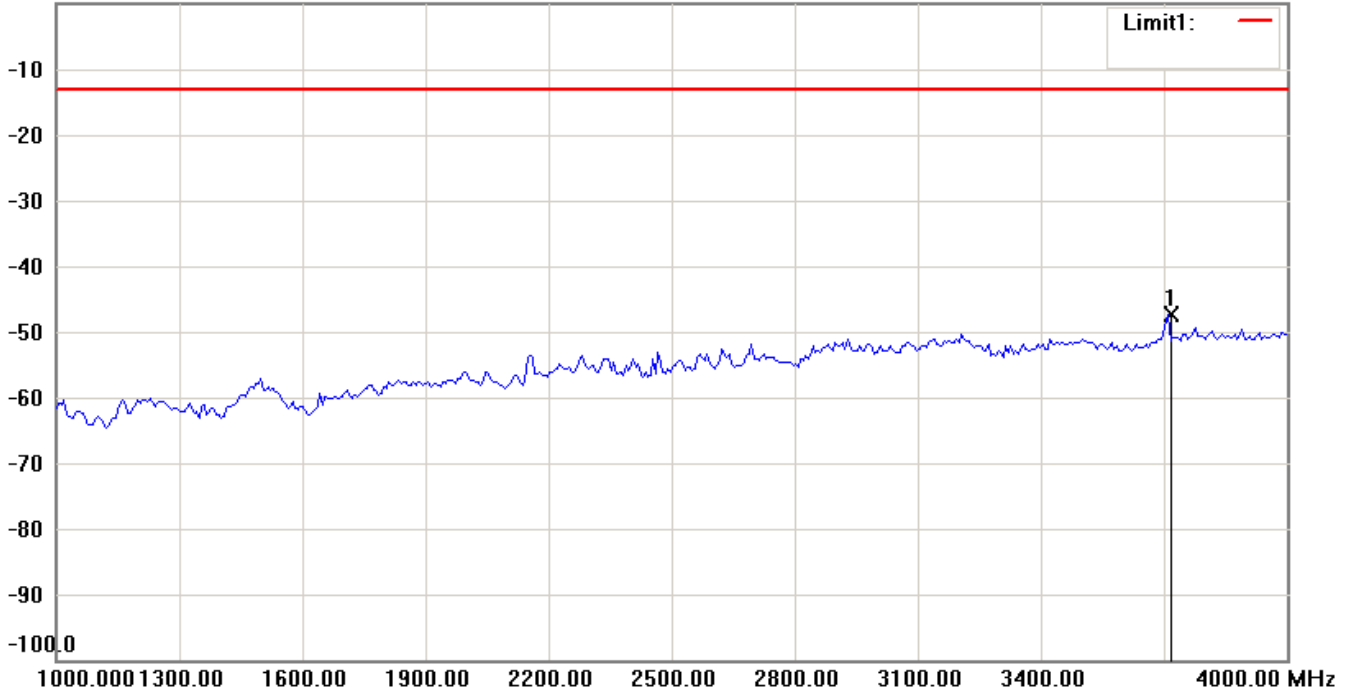
Report Number: W6M21308-13443-P-2224

FCC ID: GX9MX

-5.0 dBm




0.0 dBm



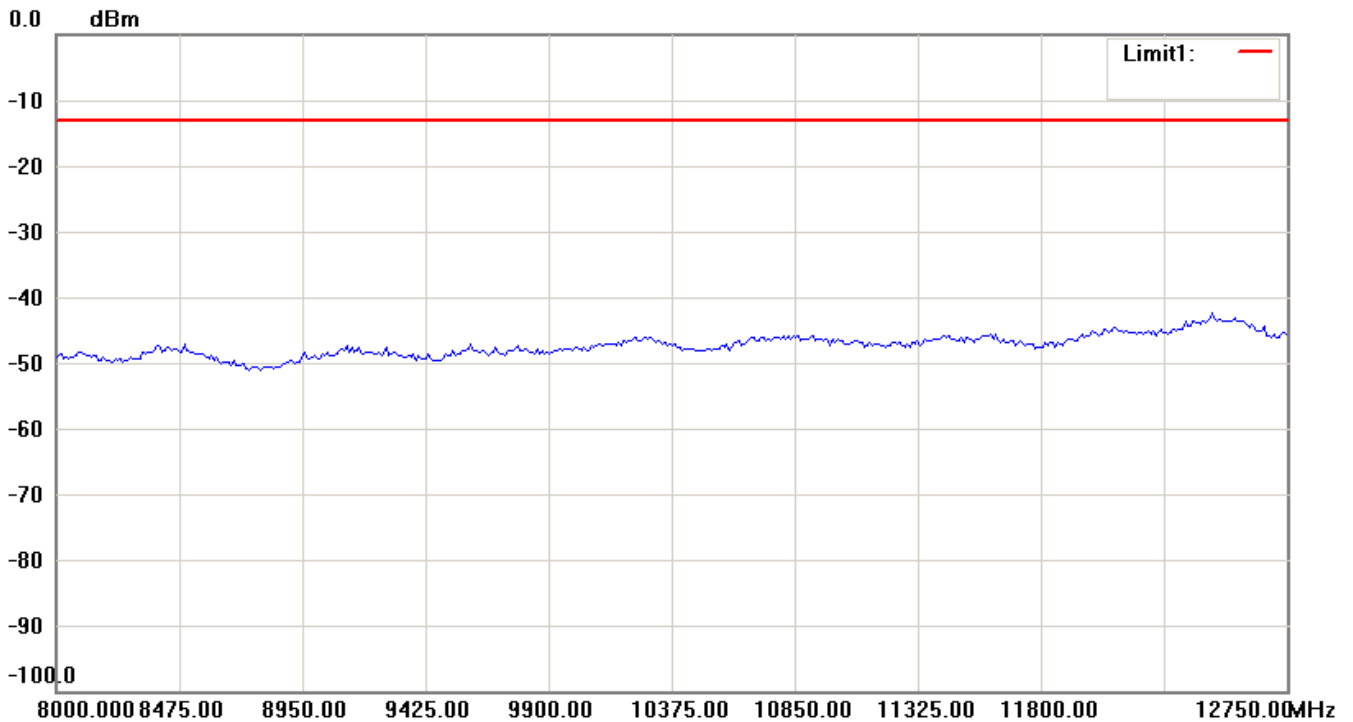
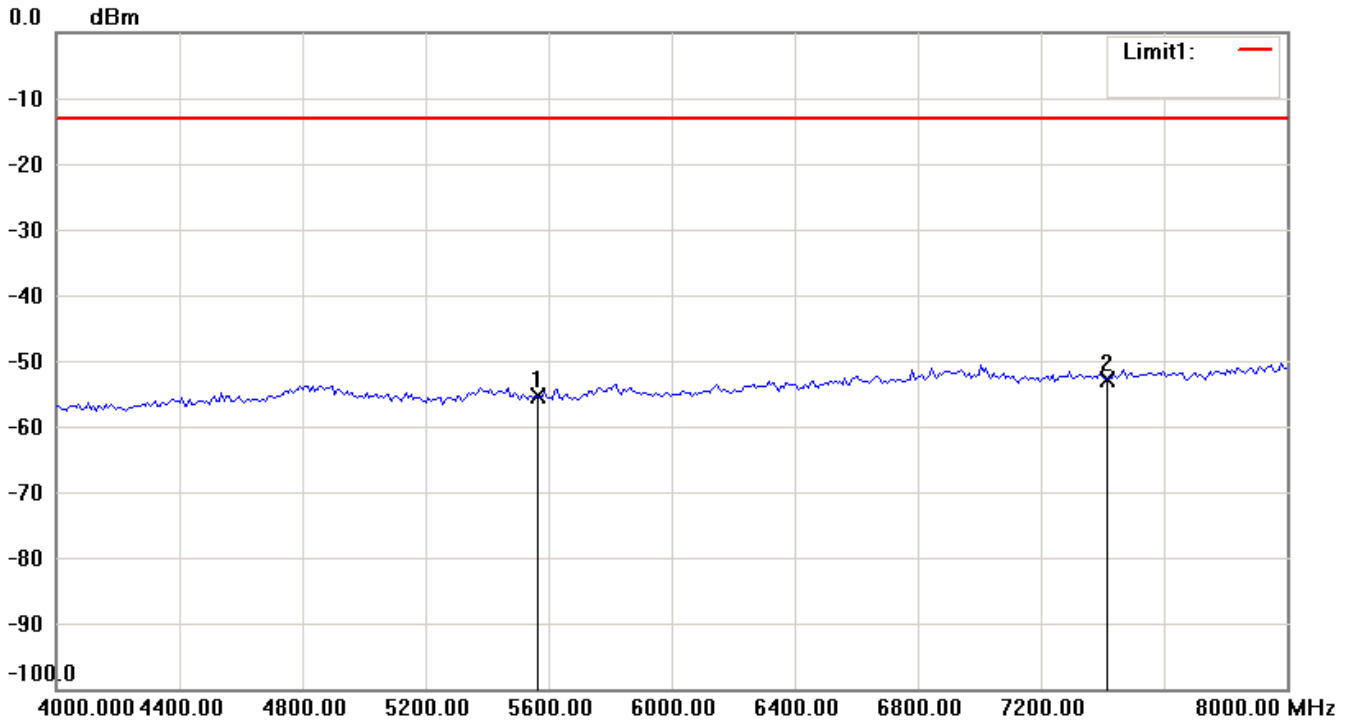
Note:

1. The attached measurement plots are preliminarily pre-scanned with peak detector for determining the final checking frequencies and are for reference only.
2. The some frequencies may exceed the limit line without the specified detectors, but that cannot present the results are failed to the specification of test standard.
3. For corrected test results are listed in the relevant table of radiated test data of this test report.



Report Number: W6M21308-13443-P-2224

FCC ID: GX9MX



Note:

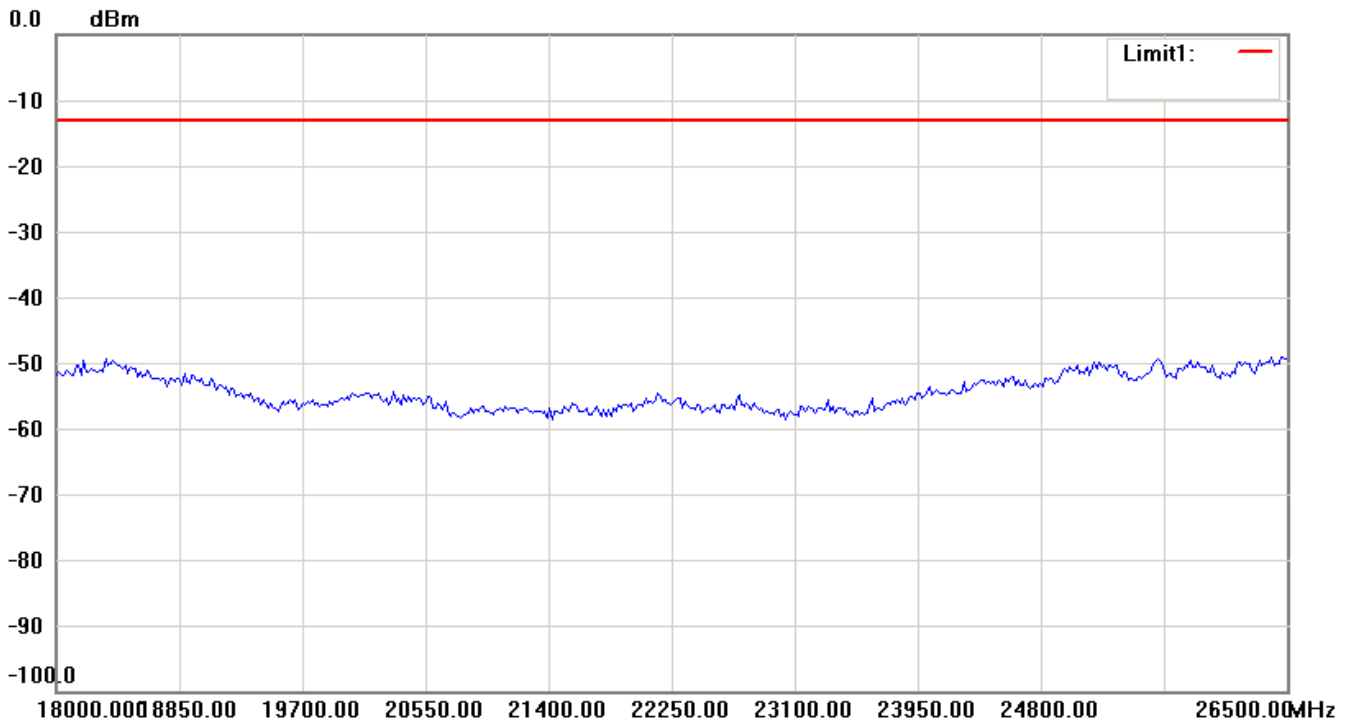
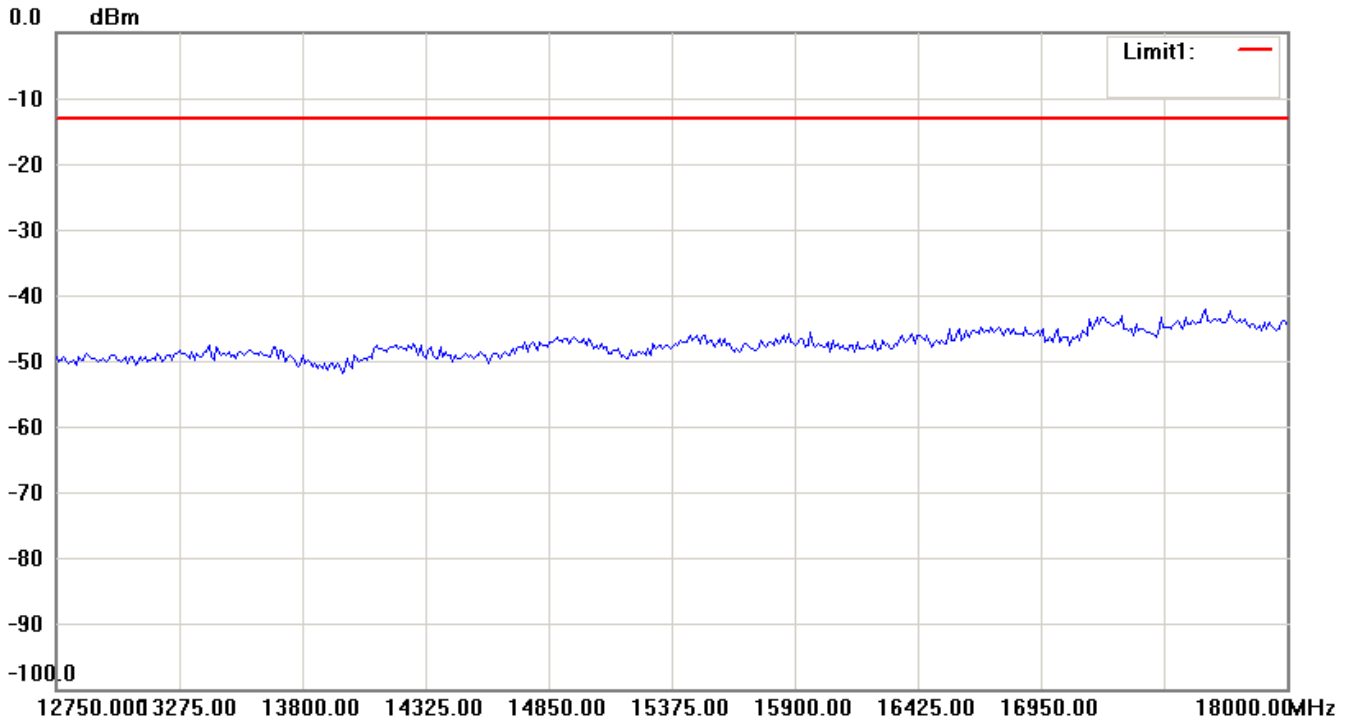
1. The attached measurement plots are preliminarily pre-scanned with peak detector for determining the final checking frequencies and are for reference only.
2. The some frequencies may exceed the limit line without the specified detectors, but that cannot present the results are failed to the specification of test standard.
3. For corrected test results are listed in the relevant table of radiated test data of this test report.



Worldwide Testing Services(Taiwan) Co., Ltd.

Report Number: W6M21308-13443-P-2224

FCC ID: GX9MX



Note:

1. The attached measurement plots are preliminarily pre-scanned with peak detector for determining the final checking frequencies and are for reference only.
2. The some frequencies may exceed the limit line without the specified detectors, but that cannot present the results are failed to the specification of test standard.
3. For corrected test results are listed in the relevant table of radiated test data of this test report.

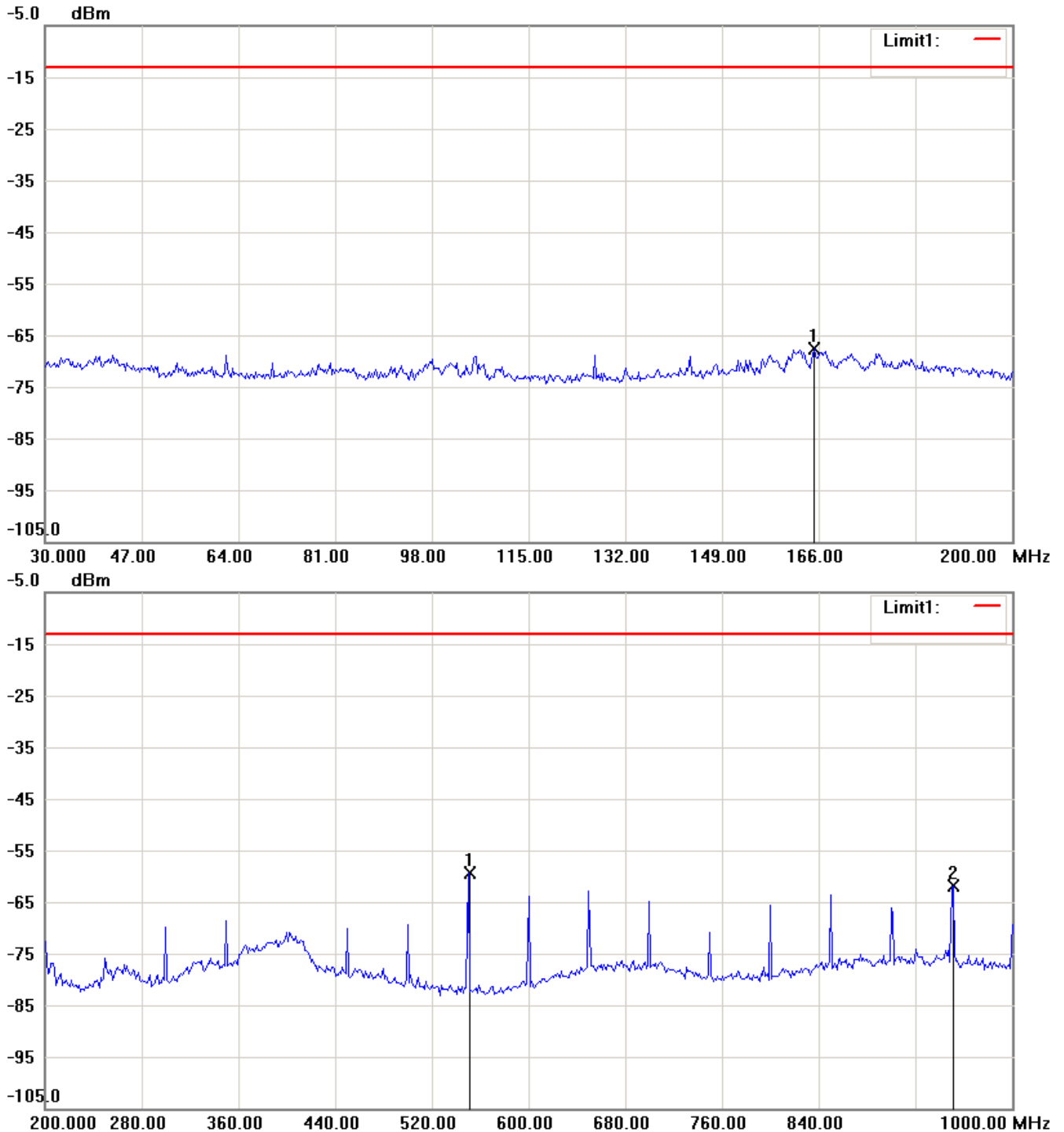


Report Number: W6M21308-13443-P-2224

FCC ID: GX9MX


Band II_CH 9400_7 V

Antenna Polarization H



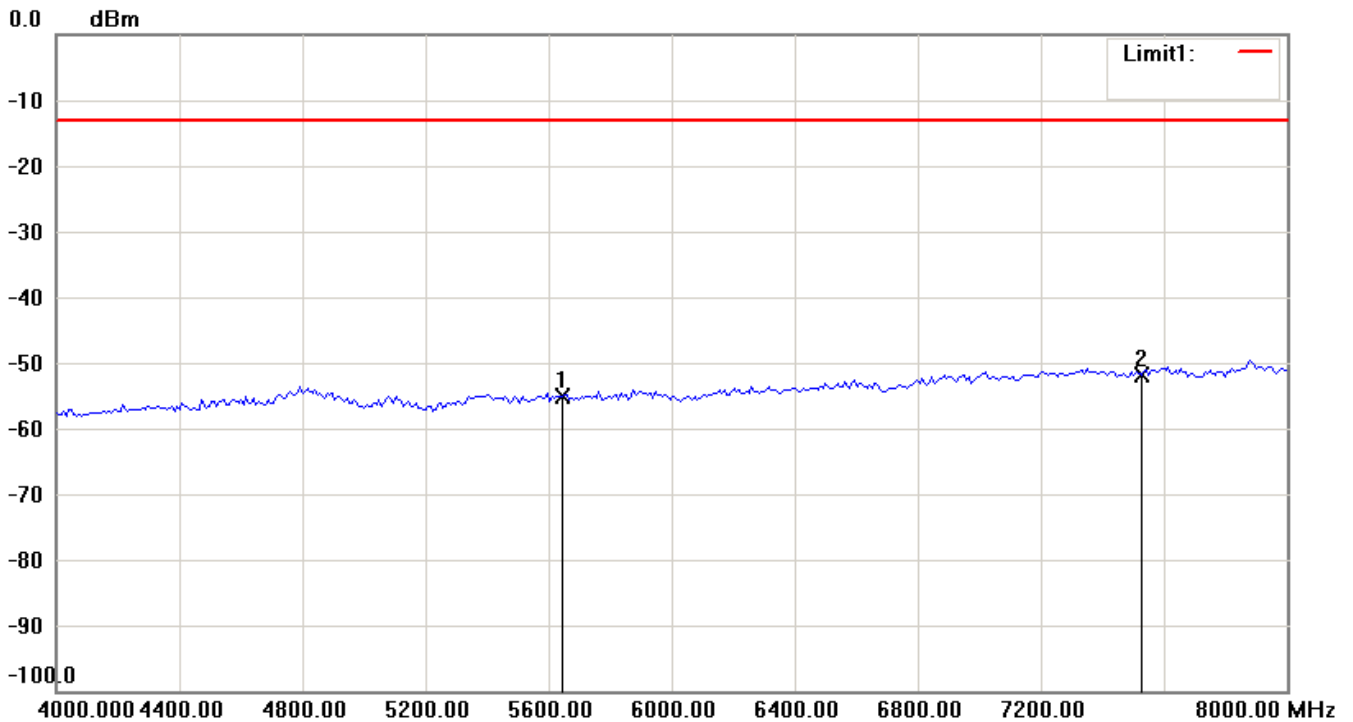
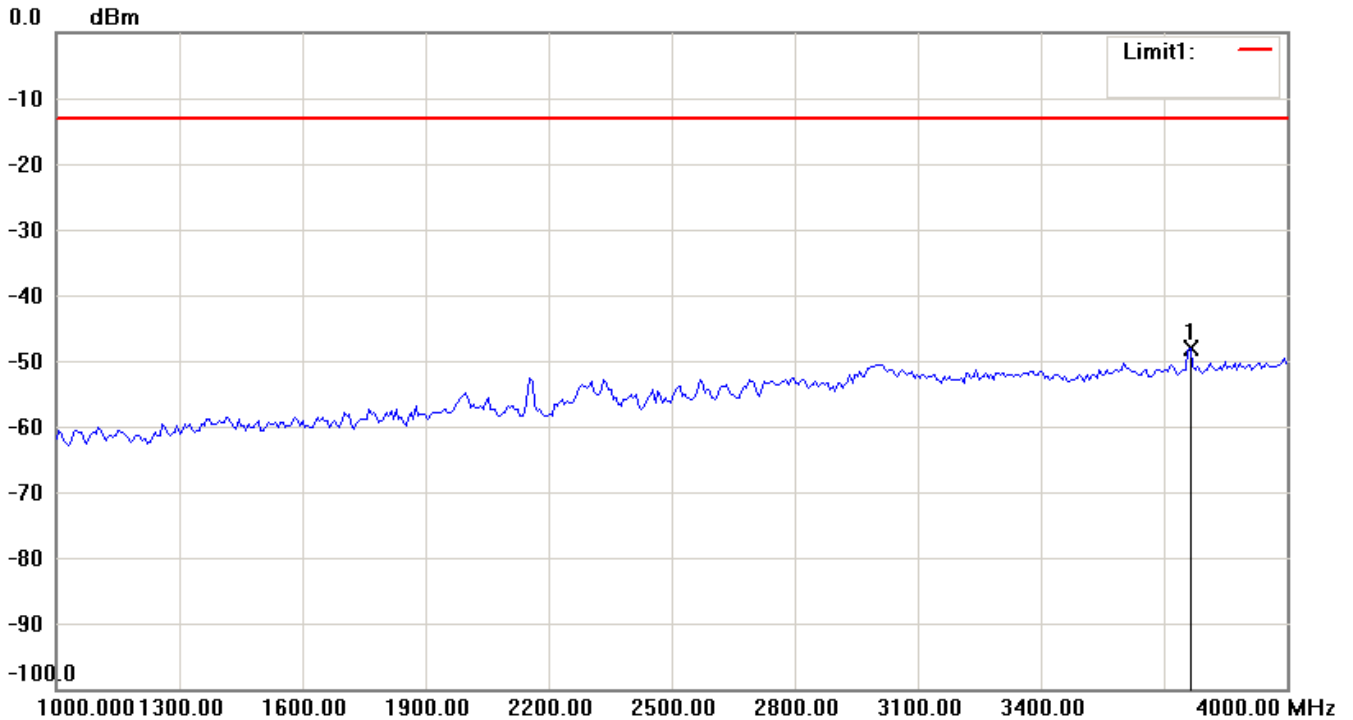
Note:

1. The attached measurement plots are preliminarily pre-scanned with peak detector for determining the final checking frequencies and are for reference only.
2. The some frequencies may exceed the limit line without the specified detectors, but that cannot present the results are failed to the specification of test standard.
3. For corrected test results are listed in the relevant table of radiated test data of this test report.



Report Number: W6M21308-13443-P-2224

FCC ID: GX9MX



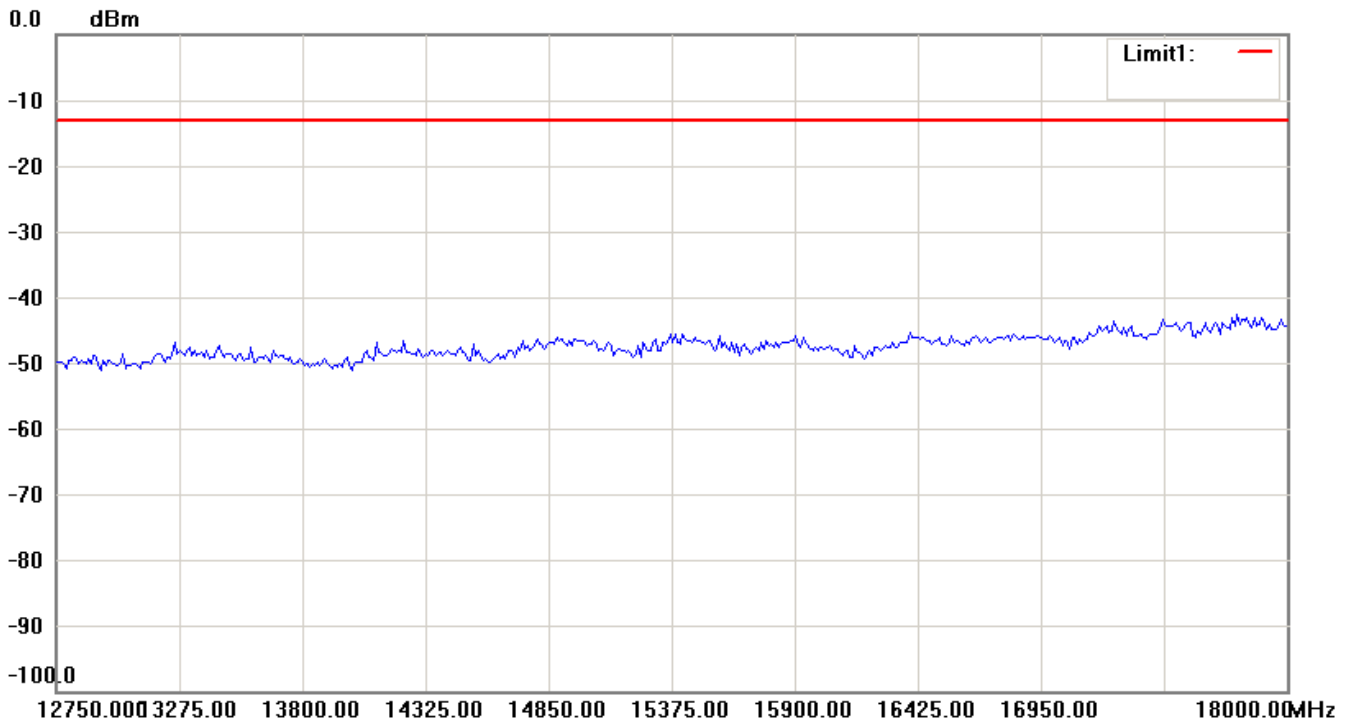
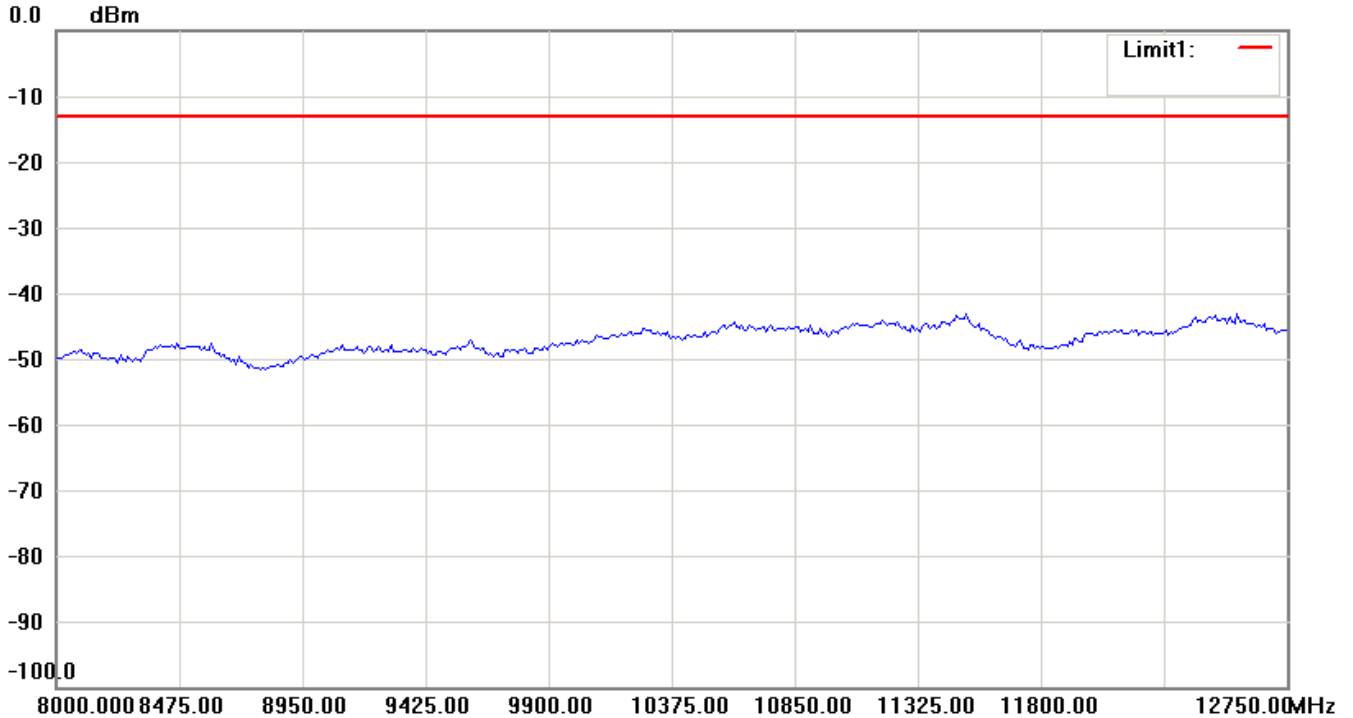
Note:

1. The attached measurement plots are preliminarily pre-scanned with peak detector for determining the final checking frequencies and are for reference only.
2. The some frequencies may exceed the limit line without the specified detectors, but that cannot present the results are failed to the specification of test standard.
3. For corrected test results are listed in the relevant table of radiated test data of this test report.



Report Number: W6M21308-13443-P-2224

FCC ID: GX9MX



Note:

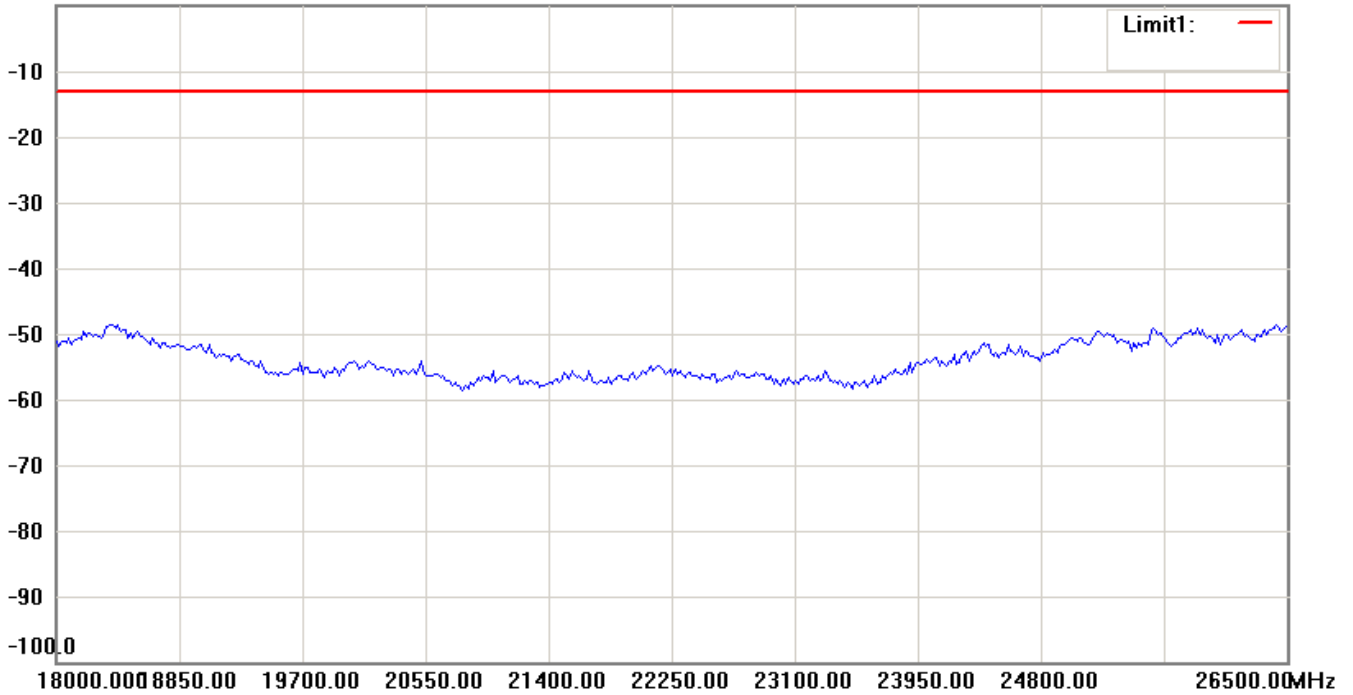
1. The attached measurement plots are preliminarily pre-scanned with peak detector for determining the final checking frequencies and are for reference only.
2. The some frequencies may exceed the limit line without the specified detectors, but that cannot present the results are failed to the specification of test standard.
3. For corrected test results are listed in the relevant table of radiated test data of this test report.



Report Number: W6M21308-13443-P-2224

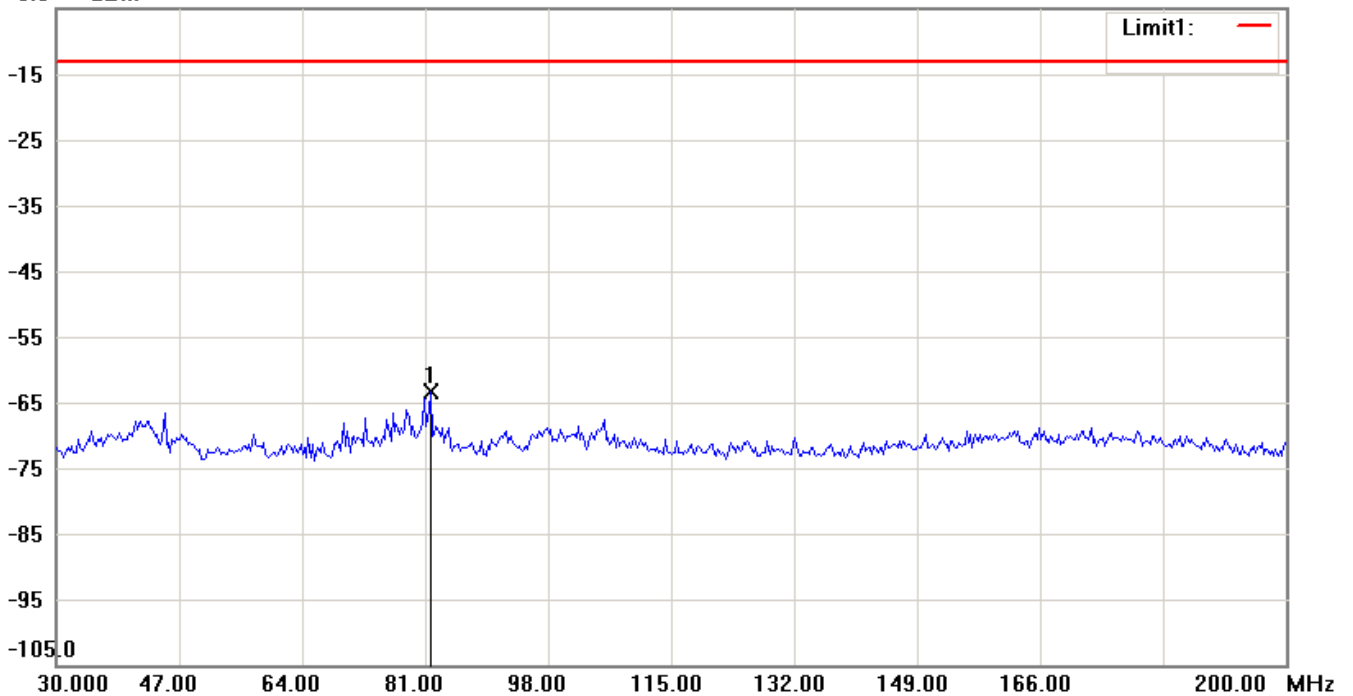
FCC ID: GX9MX

0.0 dBm




Antenna Polarization V

-5.0 dBm



Note:

1. The attached measurement plots are preliminarily pre-scanned with peak detector for determining the final checking frequencies and are for reference only.
2. The some frequencies may exceed the limit line without the specified detectors, but that cannot present the results are failed to the specification of test standard.
3. For corrected test results are listed in the relevant table of radiated test data of this test report.

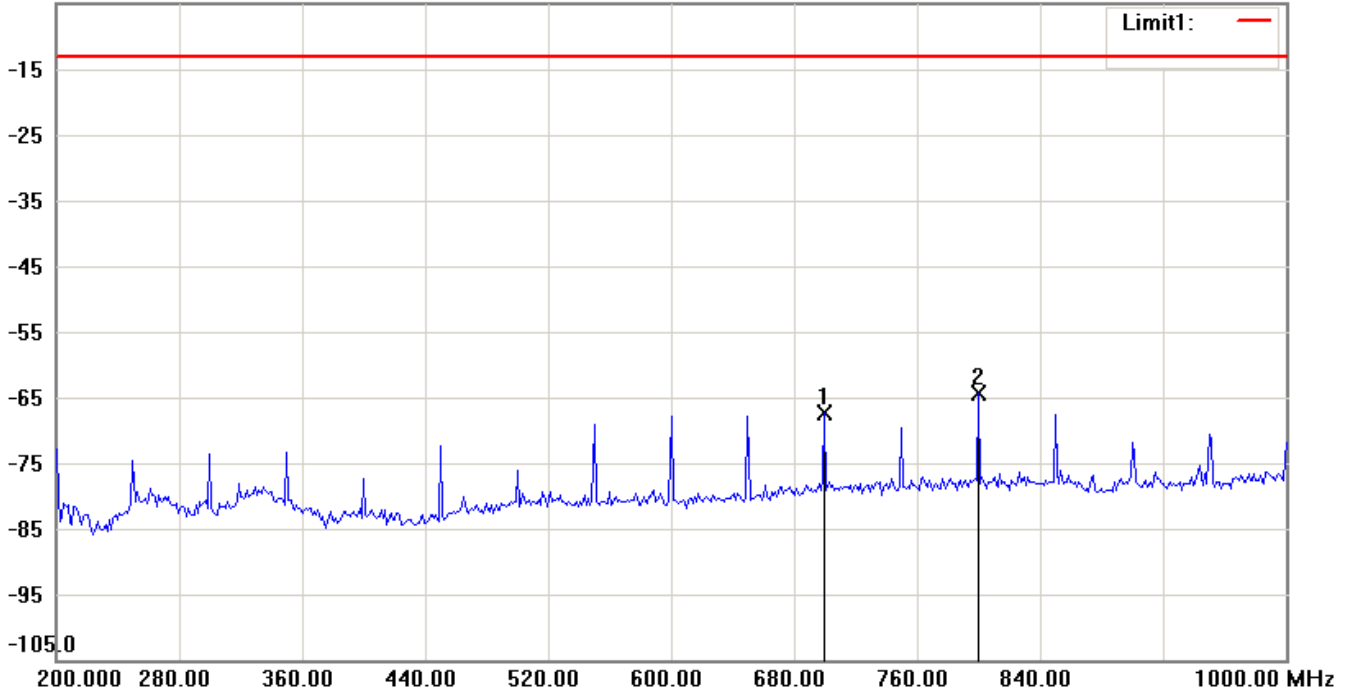


Worldwide Testing Services(Taiwan) Co., Ltd.

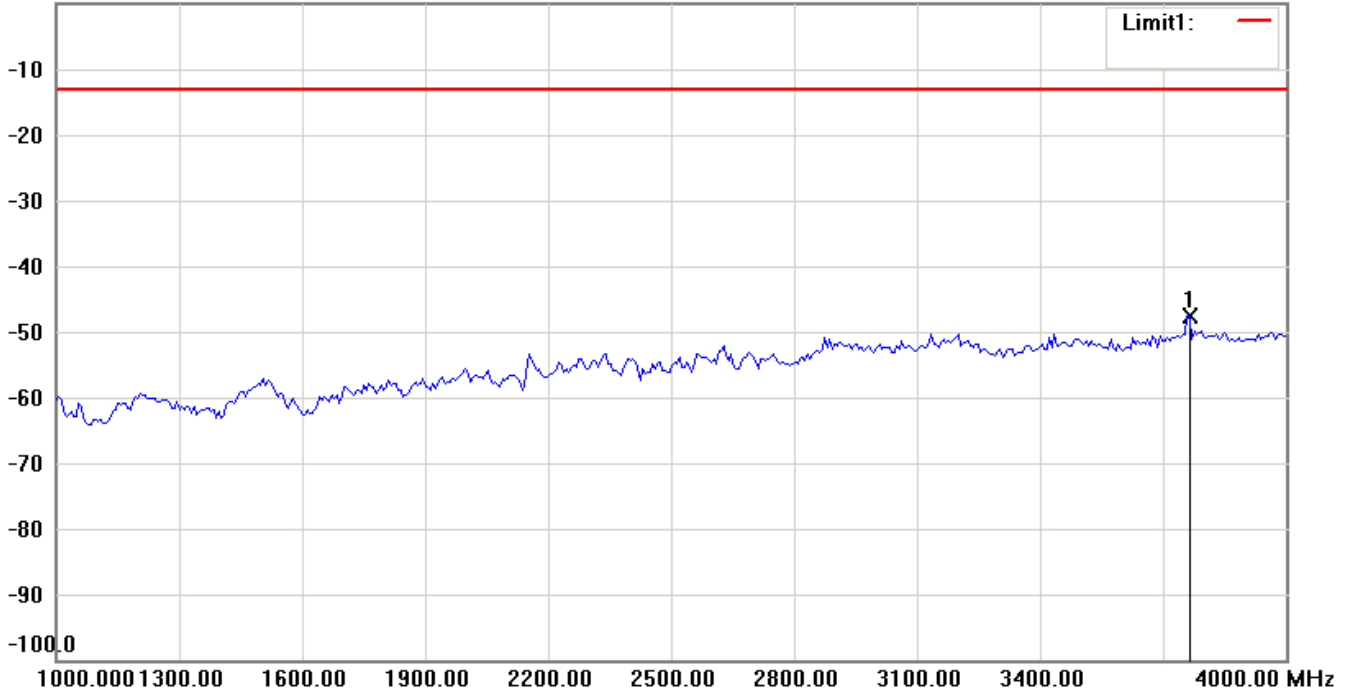
Report Number: W6M21308-13443-P-2224

FCC ID: GX9MX

-5.0 dBm



0.0 dBm



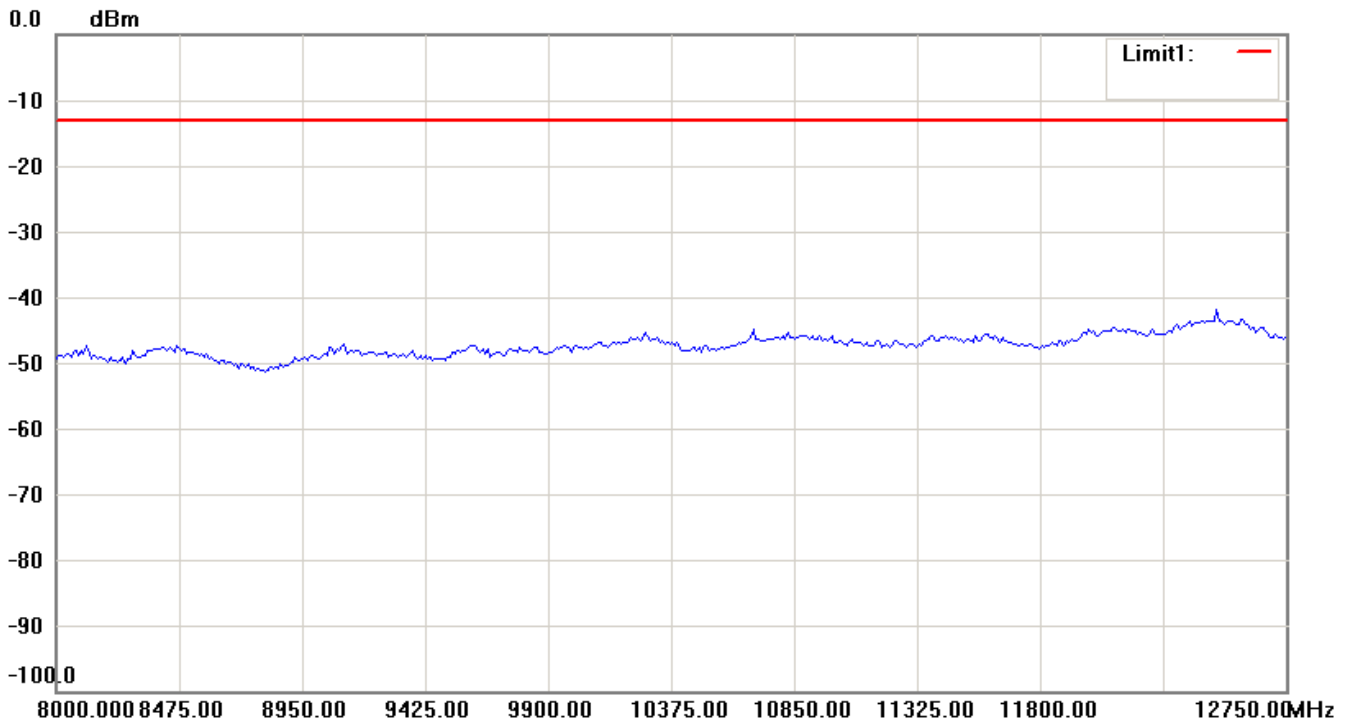
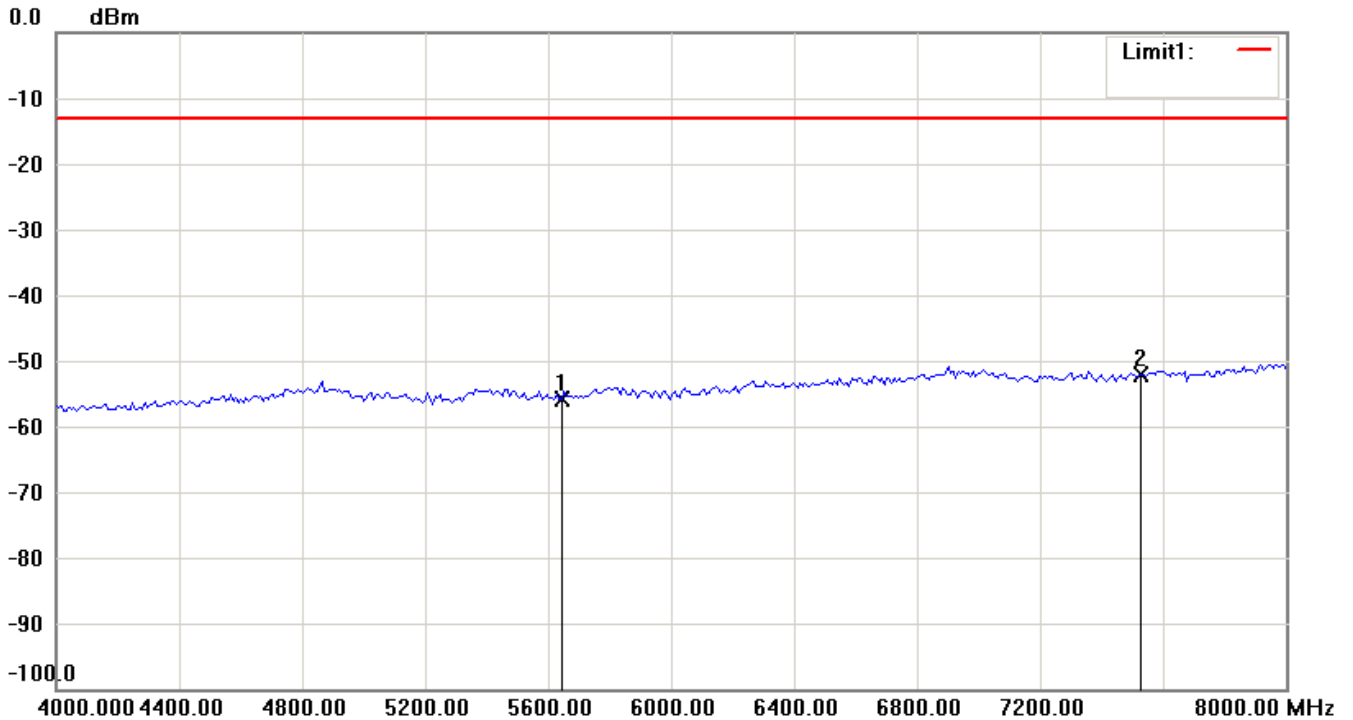
Note:

1. The attached measurement plots are preliminarily pre-scanned with peak detector for determining the final checking frequencies and are for reference only.
2. The some frequencies may exceed the limit line without the specified detectors, but that cannot present the results are failed to the specification of test standard.
3. For corrected test results are listed in the relevant table of radiated test data of this test report.




Report Number: W6M21308-13443-P-2224

FCC ID: GX9MX



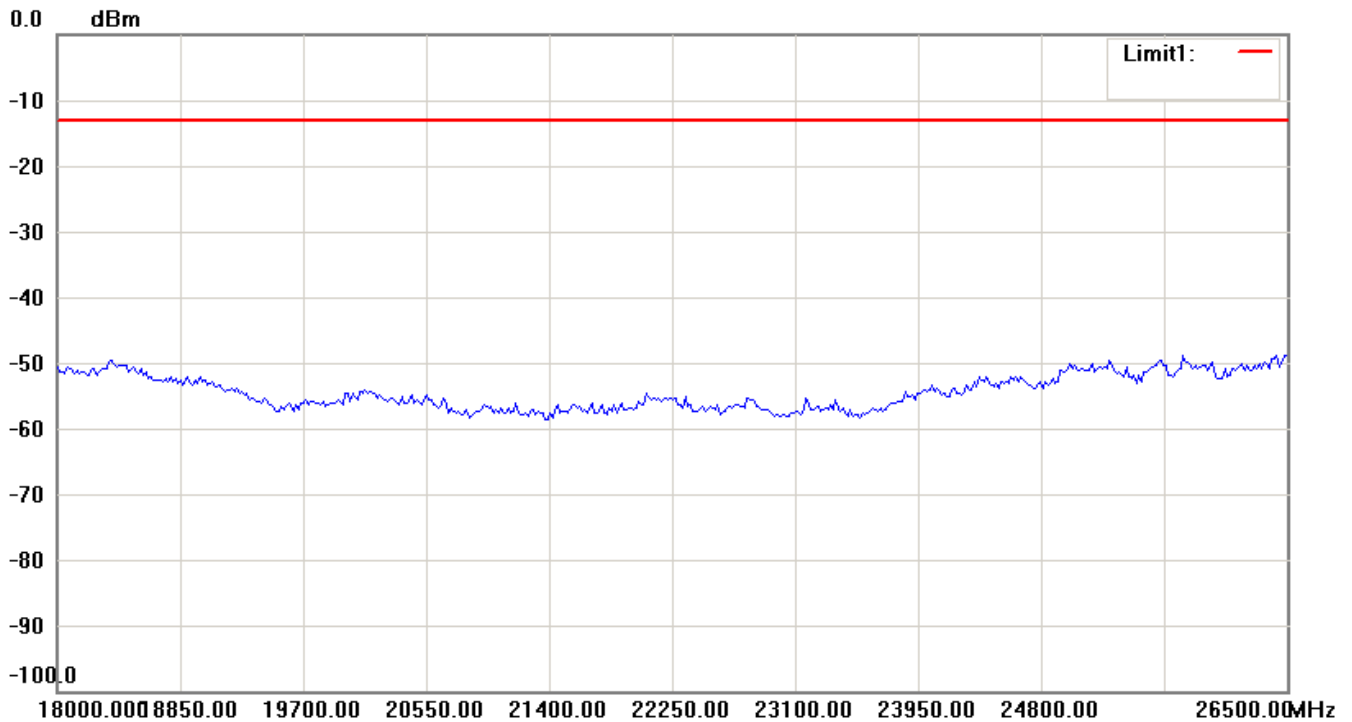
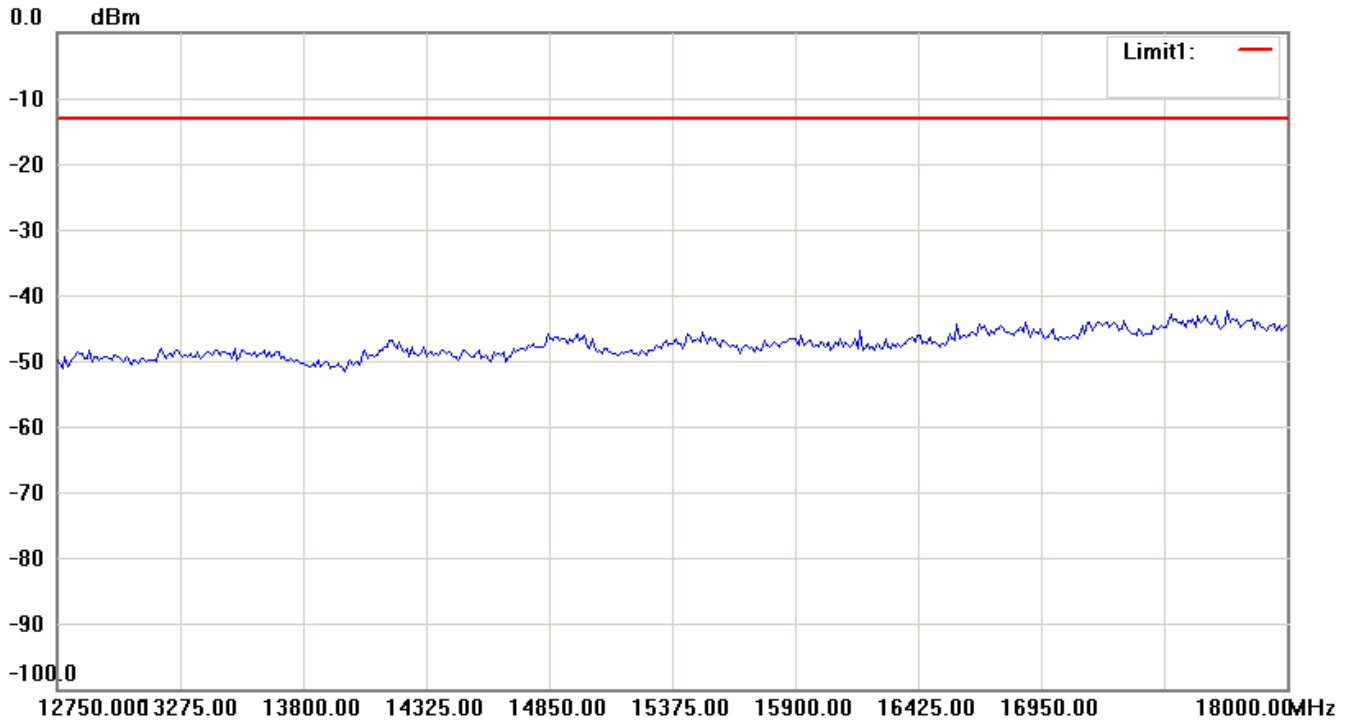
Note:

1. The attached measurement plots are preliminarily pre-scanned with peak detector for determining the final checking frequencies and are for reference only.
2. The some frequencies may exceed the limit line without the specified detectors, but that cannot present the results are failed to the specification of test standard.
3. For corrected test results are listed in the relevant table of radiated test data of this test report.



Report Number: W6M21308-13443-P-2224

FCC ID: GX9MX



Note:

1. The attached measurement plots are preliminarily pre-scanned with peak detector for determining the final checking frequencies and are for reference only.
2. The some frequencies may exceed the limit line without the specified detectors, but that cannot present the results are failed to the specification of test standard.
3. For corrected test results are listed in the relevant table of radiated test data of this test report.



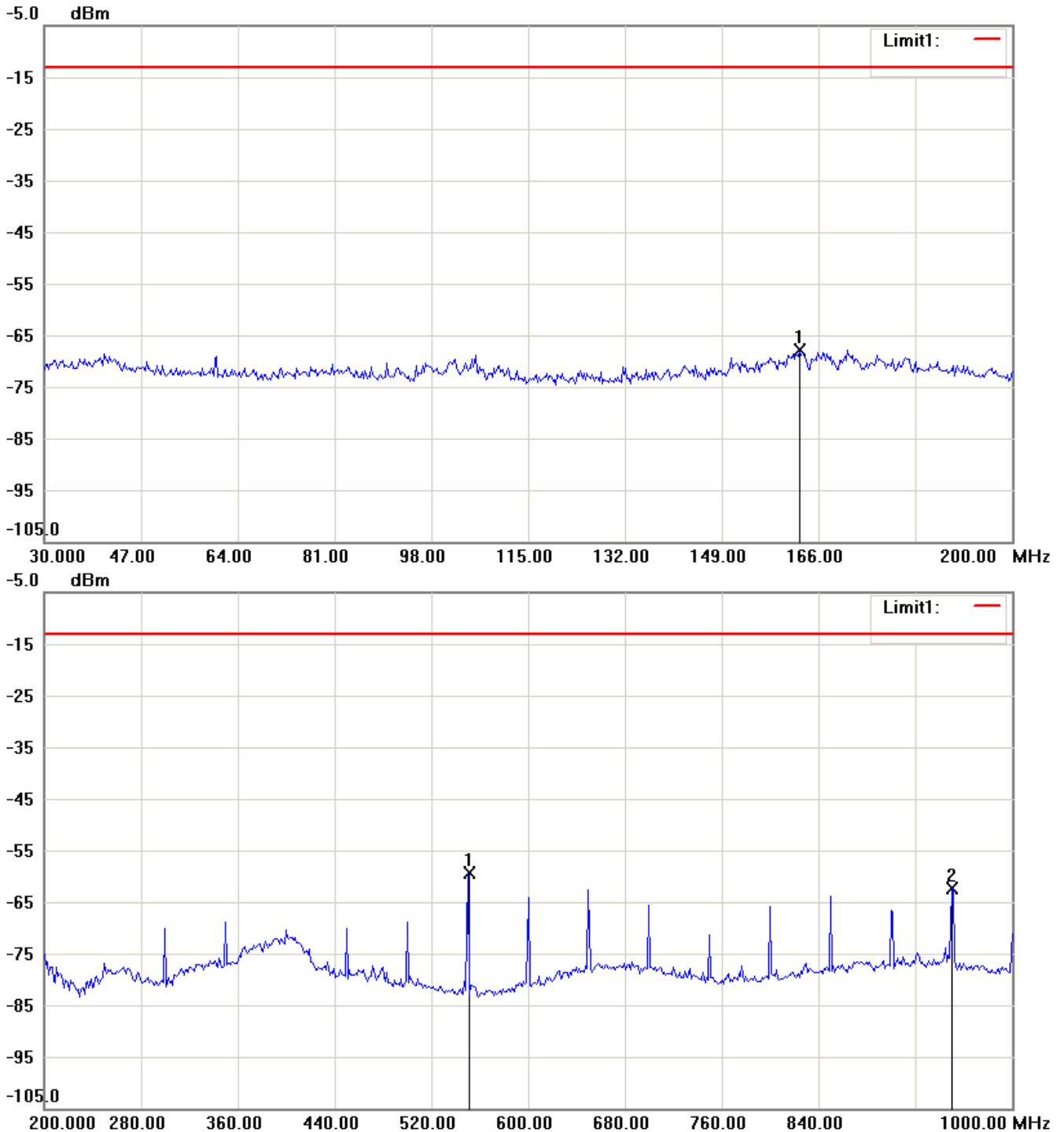
Worldwide Testing Services(Taiwan) Co., Ltd.

Report Number: W6M21308-13443-P-2224

FCC ID: GX9MX

Band II_CH 9400_7.92V

Antenna Polarization H



Note:

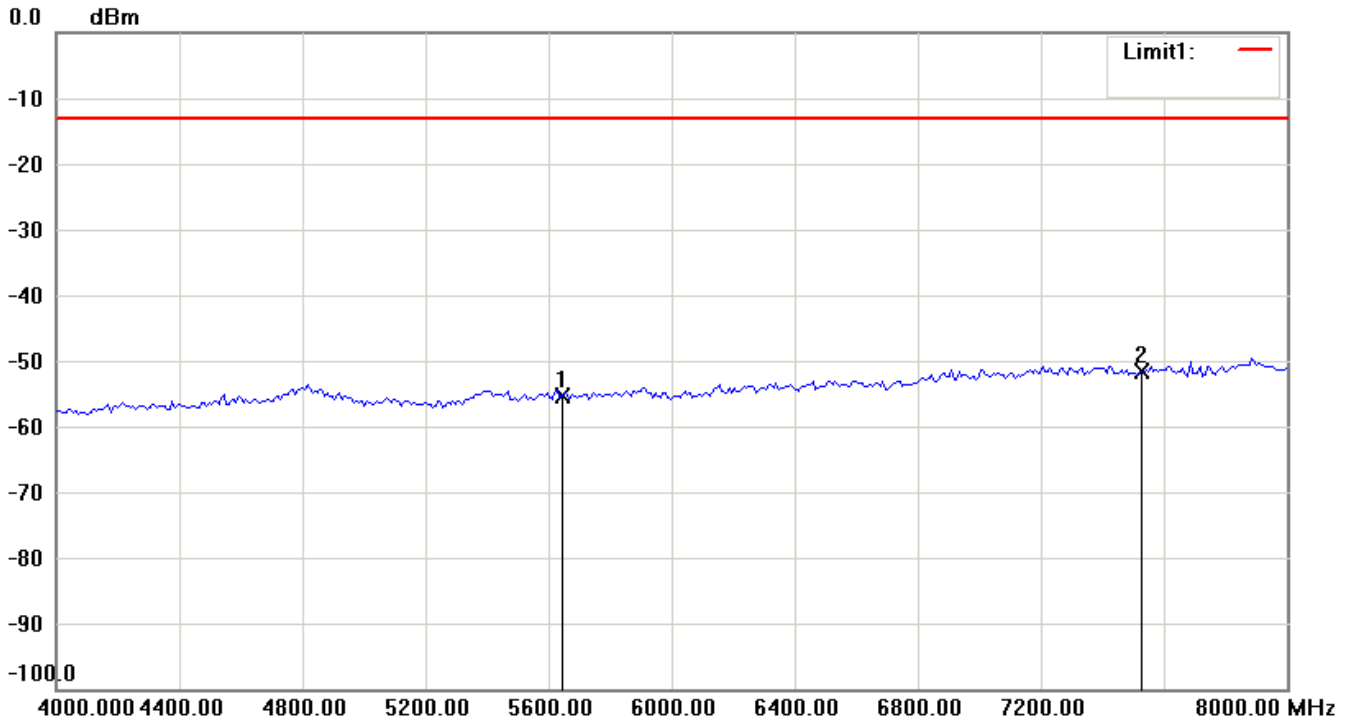
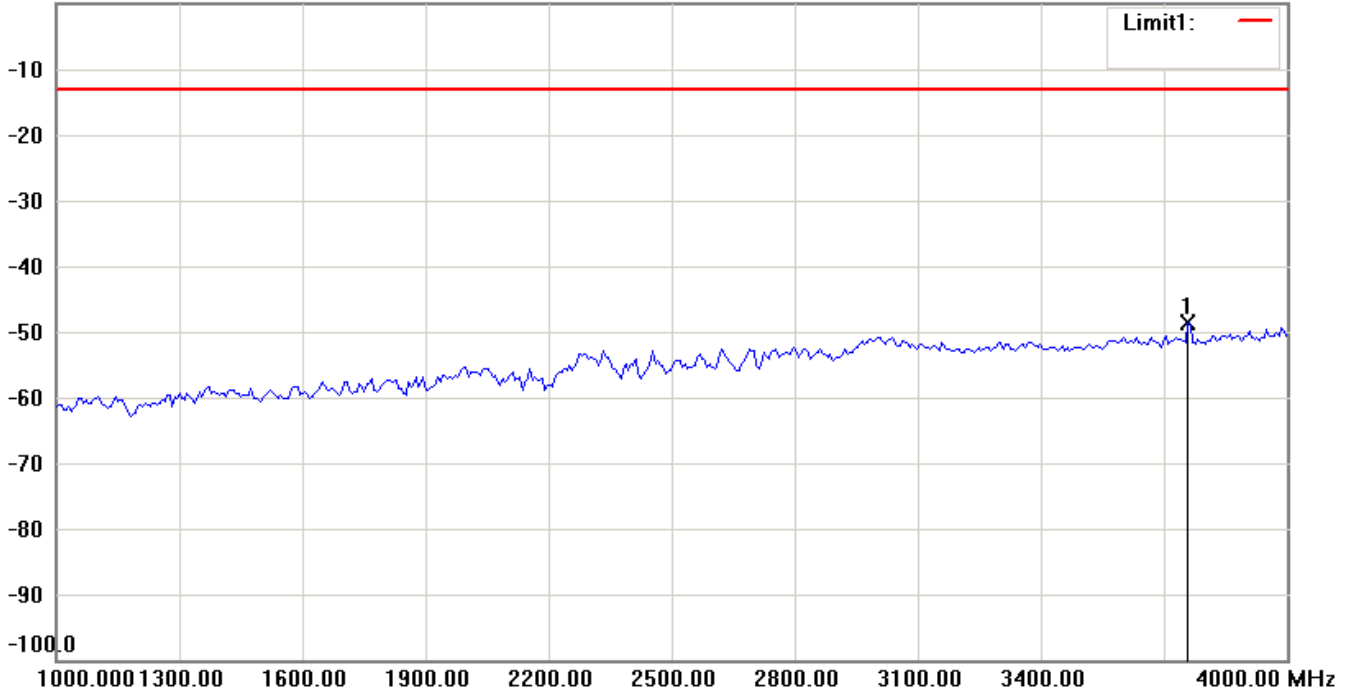
1. The attached measurement plots are preliminarily pre-scanned with peak detector for determining the final checking frequencies and are for reference only.
2. The some frequencies may exceed the limit line without the specified detectors, but that cannot present the results are failed to the specification of test standard.
3. For corrected test results are listed in the relevant table of radiated test data of this test report.



Report Number: W6M21308-13443-P-2224


FCC ID: GX9MX

0.0 dBm



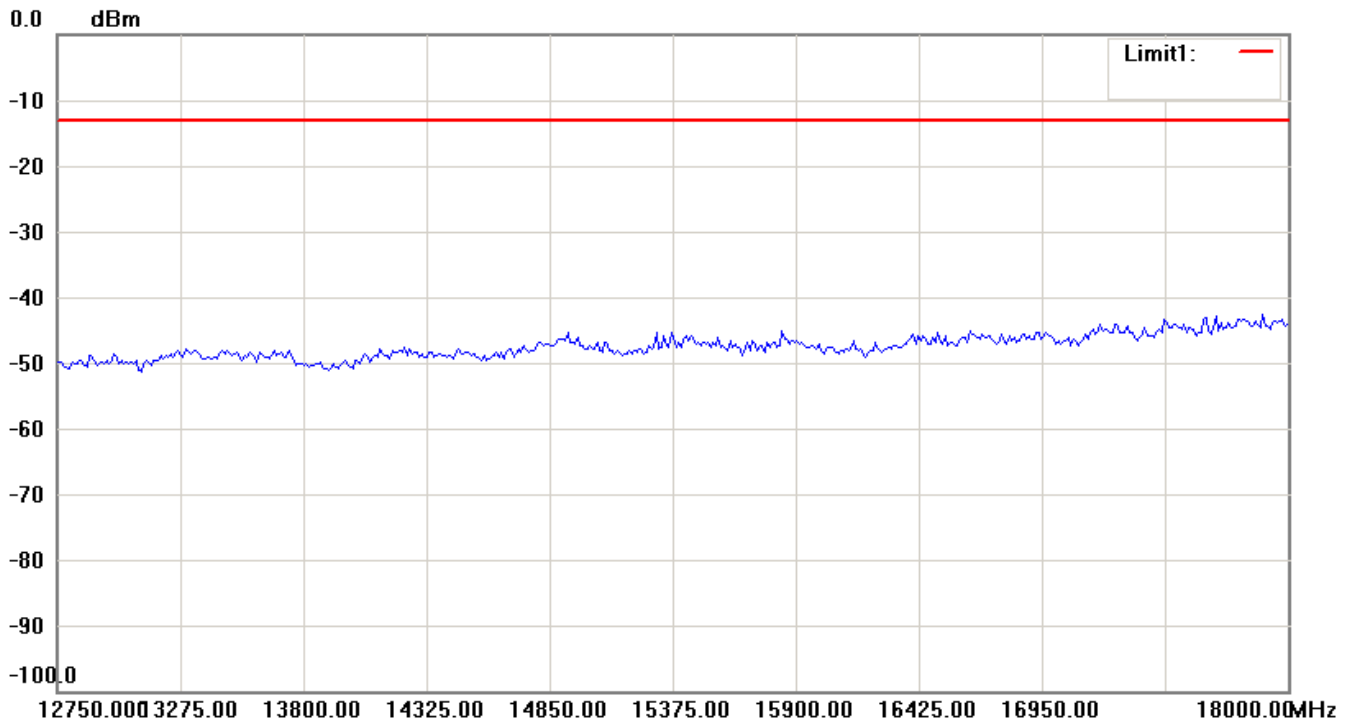
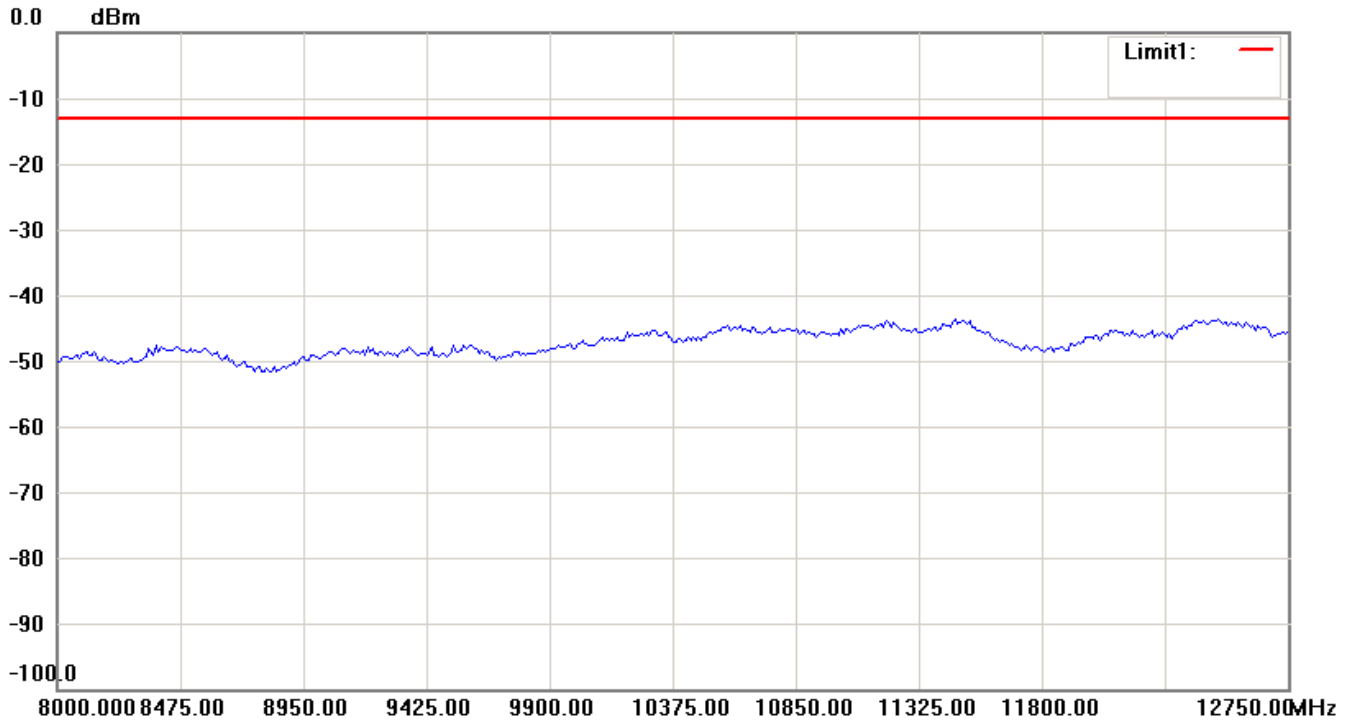
Note:

1. The attached measurement plots are preliminarily pre-scanned with peak detector for determining the final checking frequencies and are for reference only.
2. The some frequencies may exceed the limit line without the specified detectors, but that cannot present the results are failed to the specification of test standard.
3. For corrected test results are listed in the relevant table of radiated test data of this test report.



Report Number: W6M21308-13443-P-2224

FCC ID: GX9MX



Note:

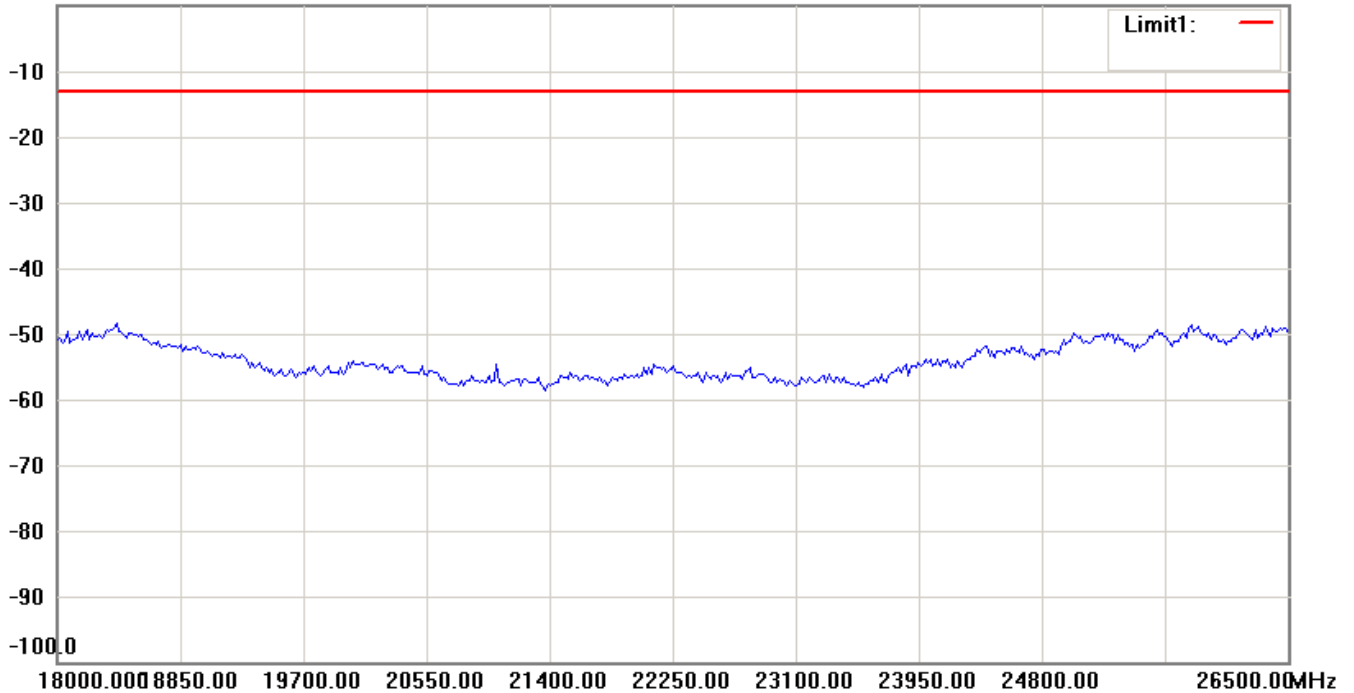
1. The attached measurement plots are preliminarily pre-scanned with peak detector for determining the final checking frequencies and are for reference only.
2. The some frequencies may exceed the limit line without the specified detectors, but that cannot present the results are failed to the specification of test standard.
3. For corrected test results are listed in the relevant table of radiated test data of this test report.



Report Number: W6M21308-13443-P-2224

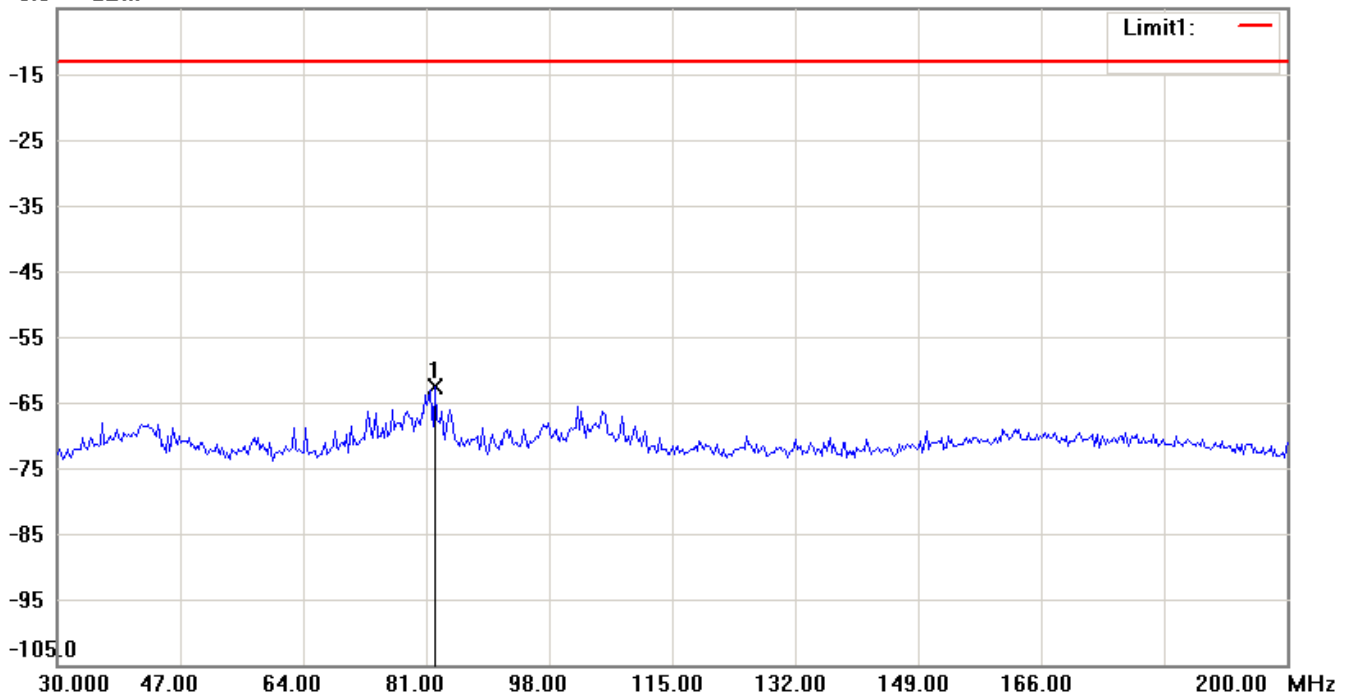
FCC ID: GX9MX

0.0 dBm



Antenna Polarization V

-5.0 dBm



Note:

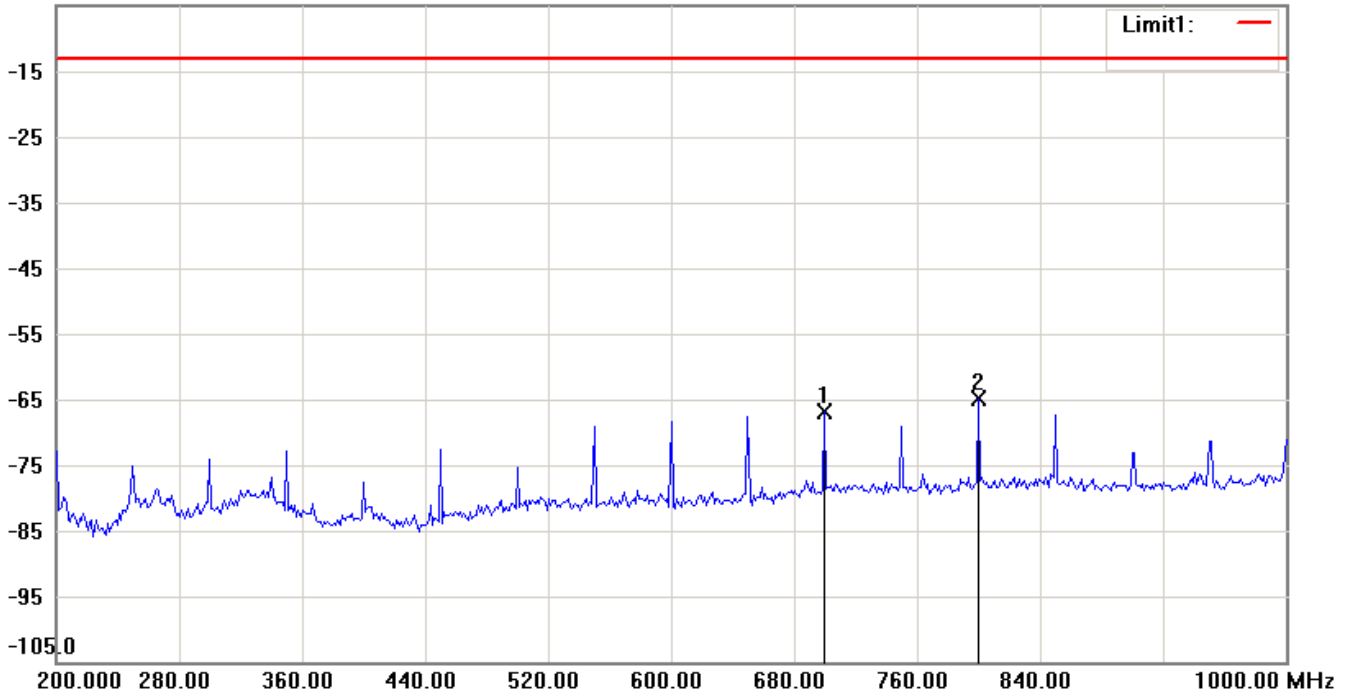
1. The attached measurement plots are preliminarily pre-scanned with peak detector for determining the final checking frequencies and are for reference only.
2. The some frequencies may exceed the limit line without the specified detectors, but that cannot present the results are failed to the specification of test standard.
3. For corrected test results are listed in the relevant table of radiated test data of this test report.



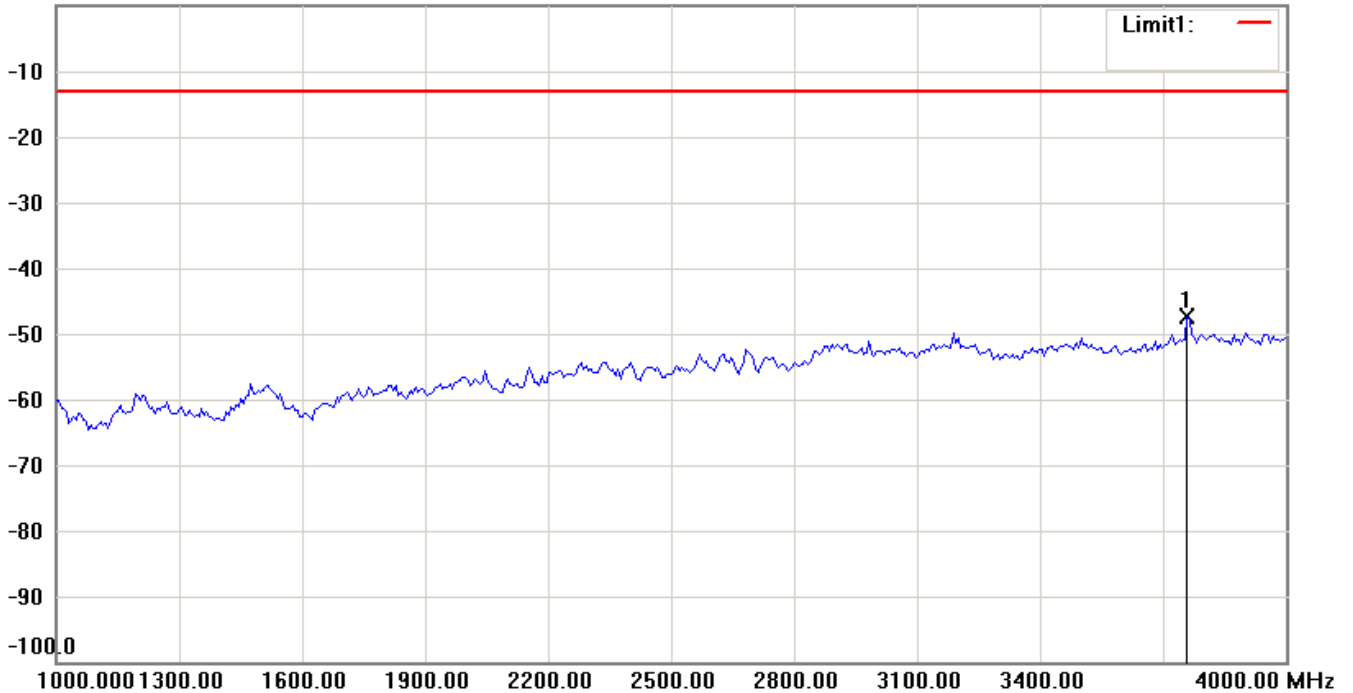
Report Number: W6M21308-13443-P-2224

FCC ID: GX9MX

-5.0 dBm



0.0 dBm



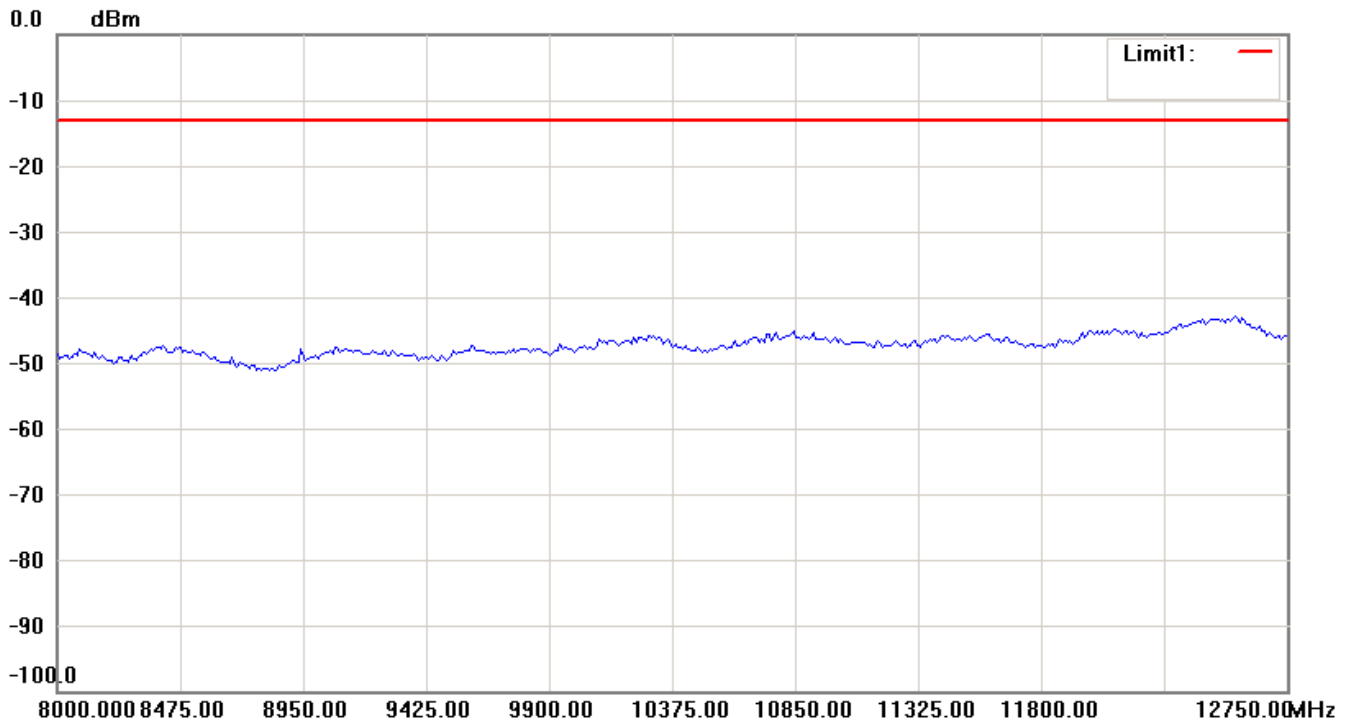
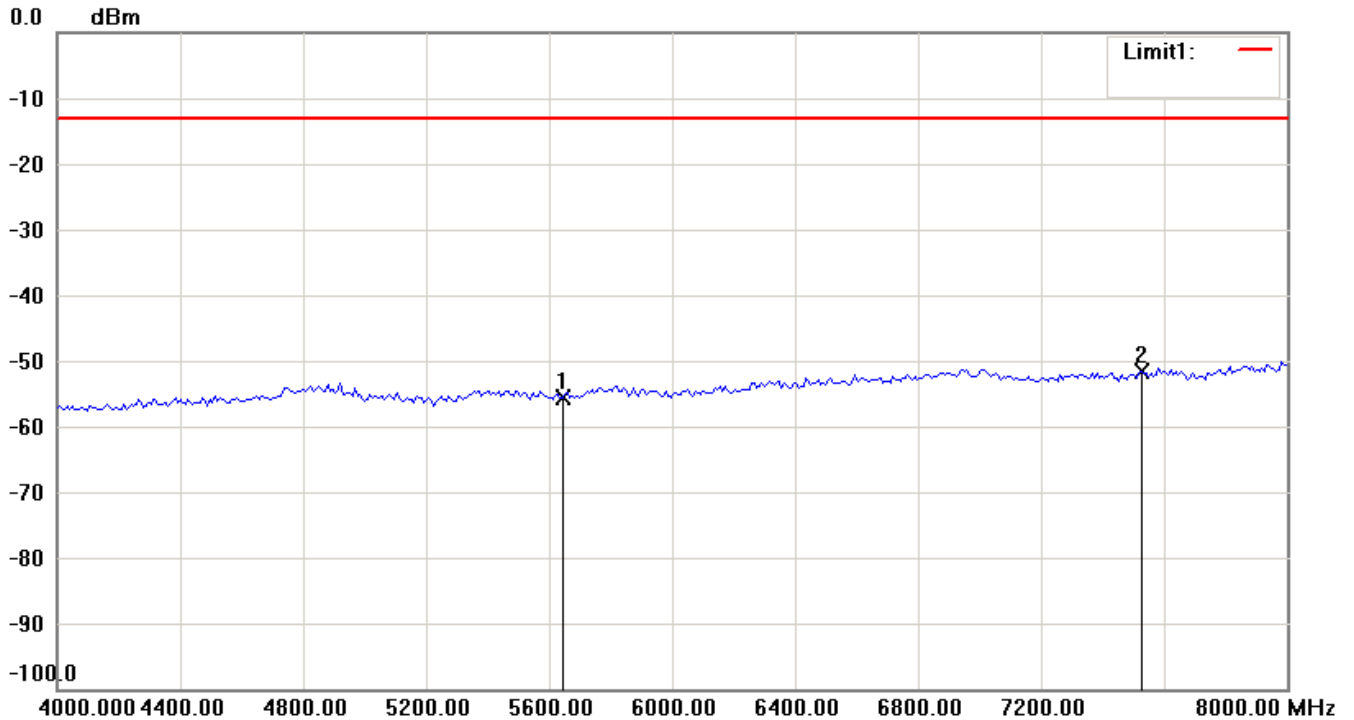
Note:

1. The attached measurement plots are preliminarily pre-scanned with peak detector for determining the final checking frequencies and are for reference only.
2. The some frequencies may exceed the limit line without the specified detectors, but that cannot present the results are failed to the specification of test standard.
3. For corrected test results are listed in the relevant table of radiated test data of this test report.




Report Number: W6M21308-13443-P-2224

FCC ID: GX9MX



Note:

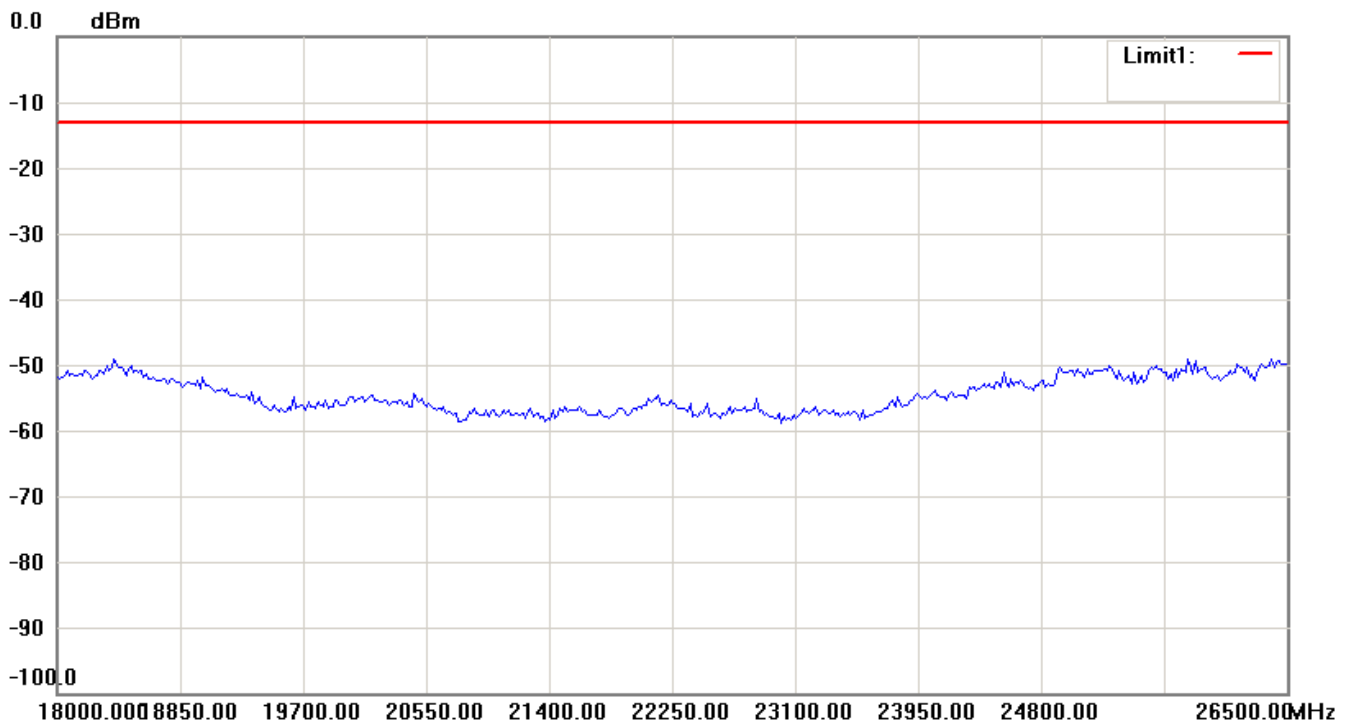
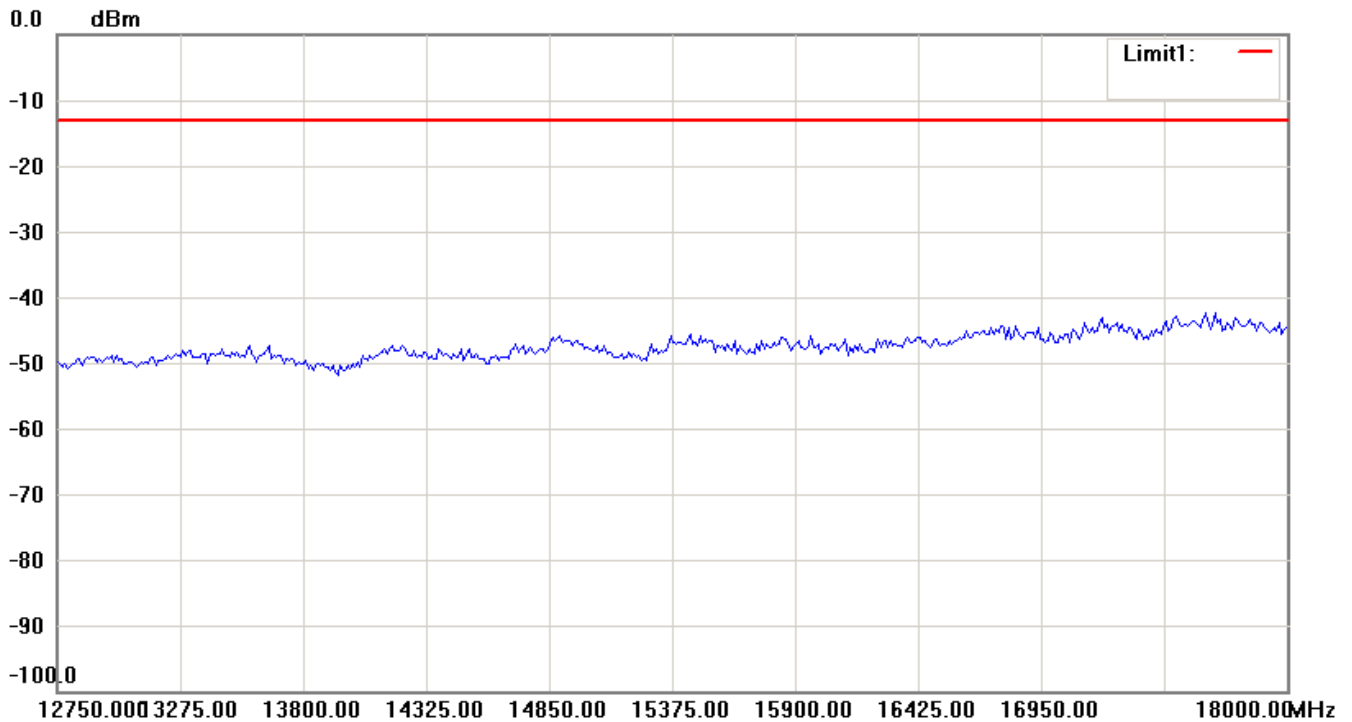
1. The attached measurement plots are preliminarily pre-scanned with peak detector for determining the final checking frequencies and are for reference only.
2. The some frequencies may exceed the limit line without the specified detectors, but that cannot present the results are failed to the specification of test standard.
3. For corrected test results are listed in the relevant table of radiated test data of this test report.



Worldwide Testing Services(Taiwan) Co., Ltd.


Report Number: W6M21308-13443-P-2224

FCC ID: GX9MX



Note:

1. The attached measurement plots are preliminarily pre-scanned with peak detector for determining the final checking frequencies and are for reference only.
2. The some frequencies may exceed the limit line without the specified detectors, but that cannot present the results are failed to the specification of test standard.
3. For corrected test results are listed in the relevant table of radiated test data of this test report.



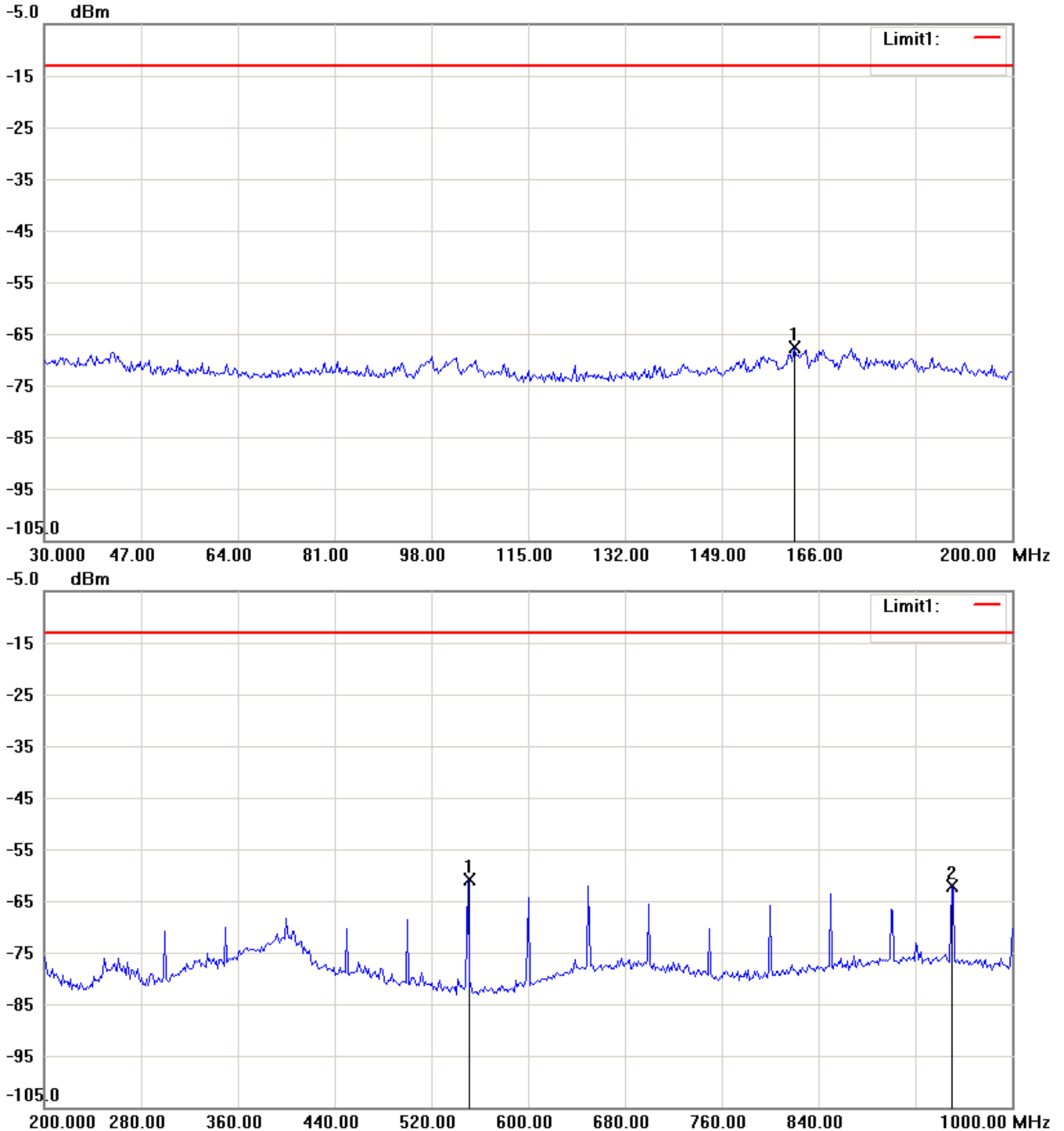
Worldwide Testing Services(Taiwan) Co., Ltd.

Report Number: W6M21308-13443-P-2224

FCC ID: GX9MX

Band II_CH 9538_7 V

Antenna Polarization H



Note:

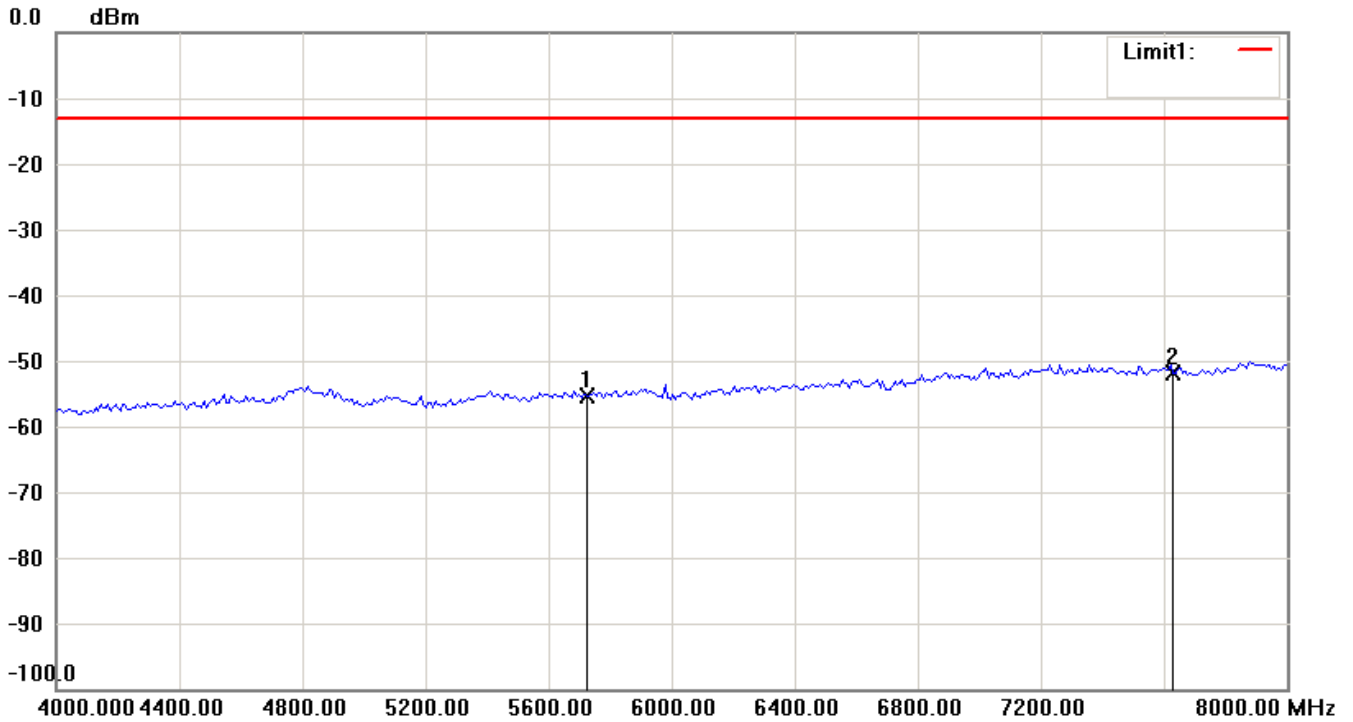
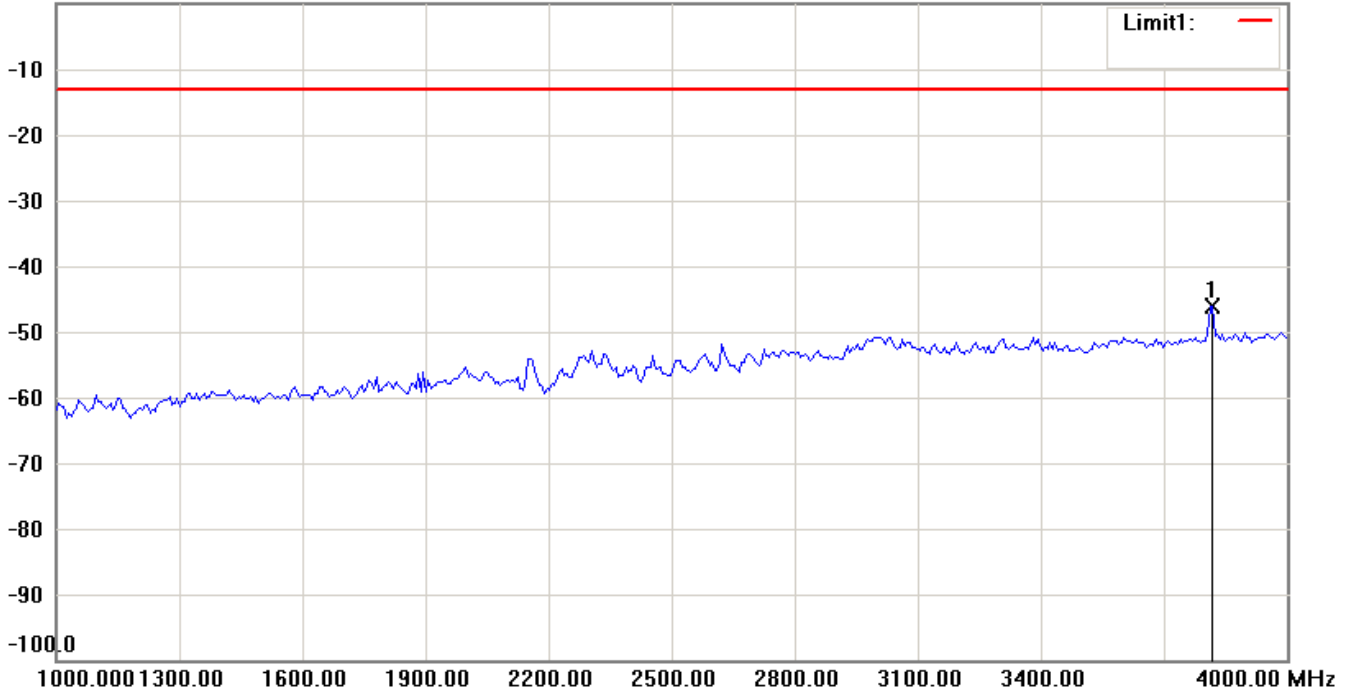
1. The attached measurement plots are preliminarily pre-scanned with peak detector for determining the final checking frequencies and are for reference only.
2. The some frequencies may exceed the limit line without the specified detectors, but that cannot present the results are failed to the specification of test standard.
3. For corrected test results are listed in the relevant table of radiated test data of this test report.



Report Number: W6M21308-13443-P-2224

FCC ID: GX9MX

0.0 dBm



Note:

1. The attached measurement plots are preliminarily pre-scanned with peak detector for determining the final checking frequencies and are for reference only.
2. The some frequencies may exceed the limit line without the specified detectors, but that cannot present the results are failed to the specification of test standard.
3. For corrected test results are listed in the relevant table of radiated test data of this test report.

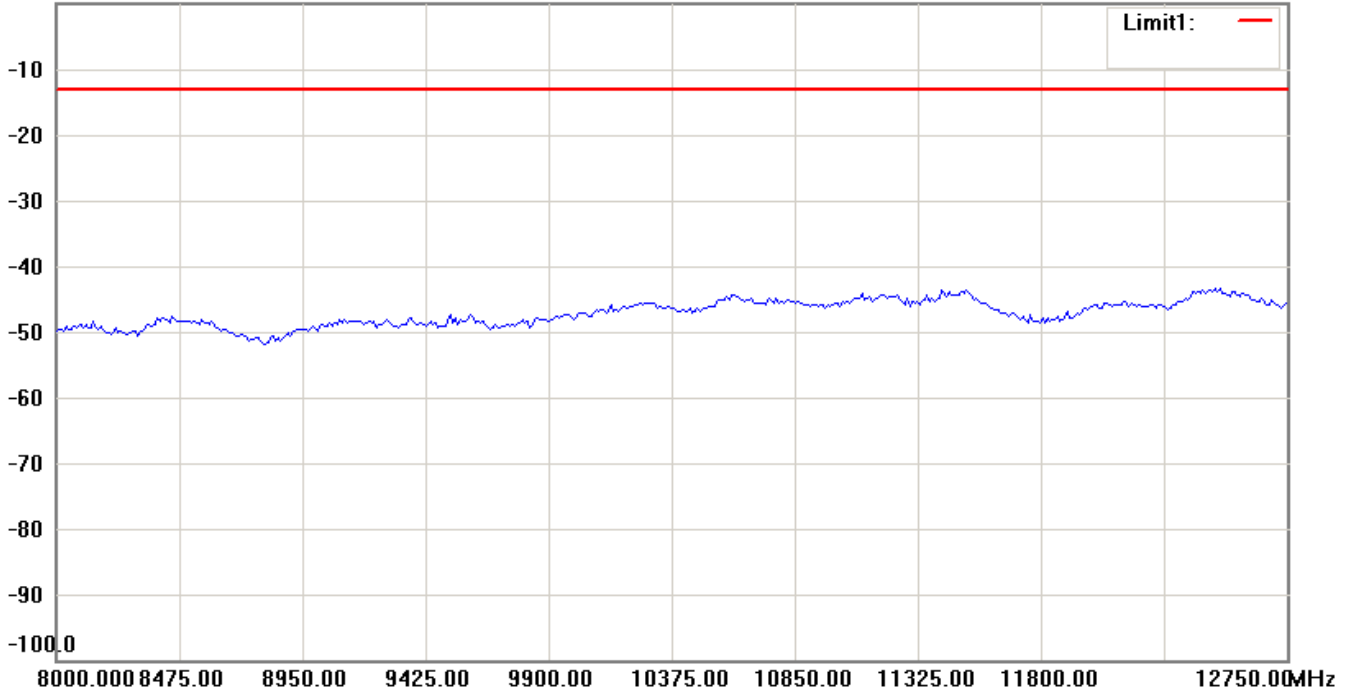


Worldwide Testing Services(Taiwan) Co., Ltd.

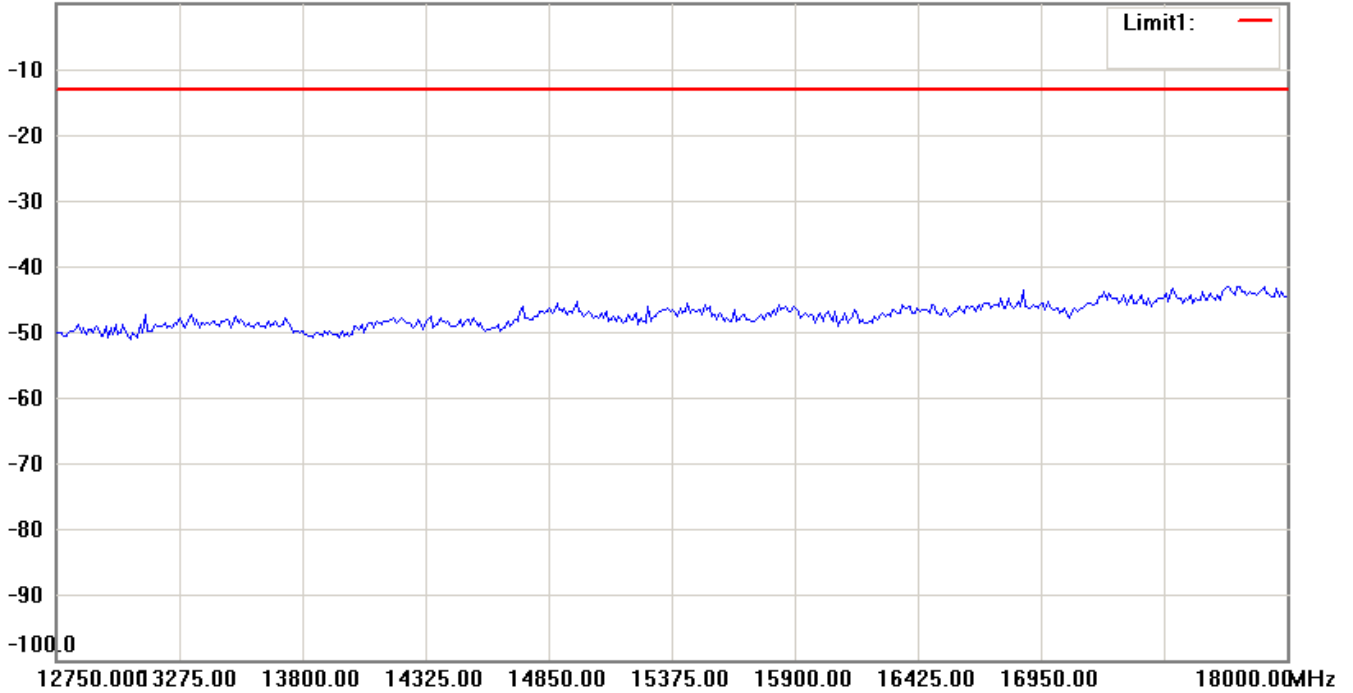
Report Number: W6M21308-13443-P-2224

FCC ID: GX9MX

0.0 dBm




0.0 dBm



Note:

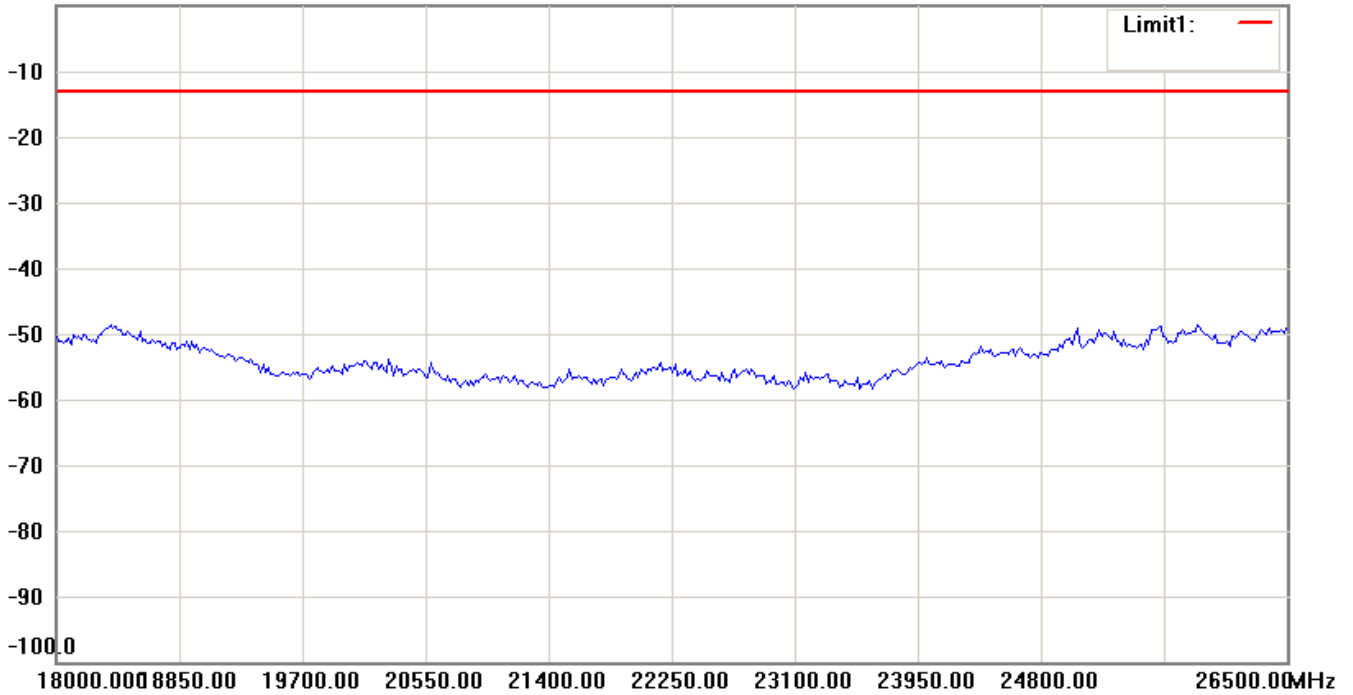
1. The attached measurement plots are preliminarily pre-scanned with peak detector for determining the final checking frequencies and are for reference only.
2. The some frequencies may exceed the limit line without the specified detectors, but that cannot present the results are failed to the specification of test standard.
3. For corrected test results are listed in the relevant table of radiated test data of this test report.



Report Number: W6M21308-13443-P-2224

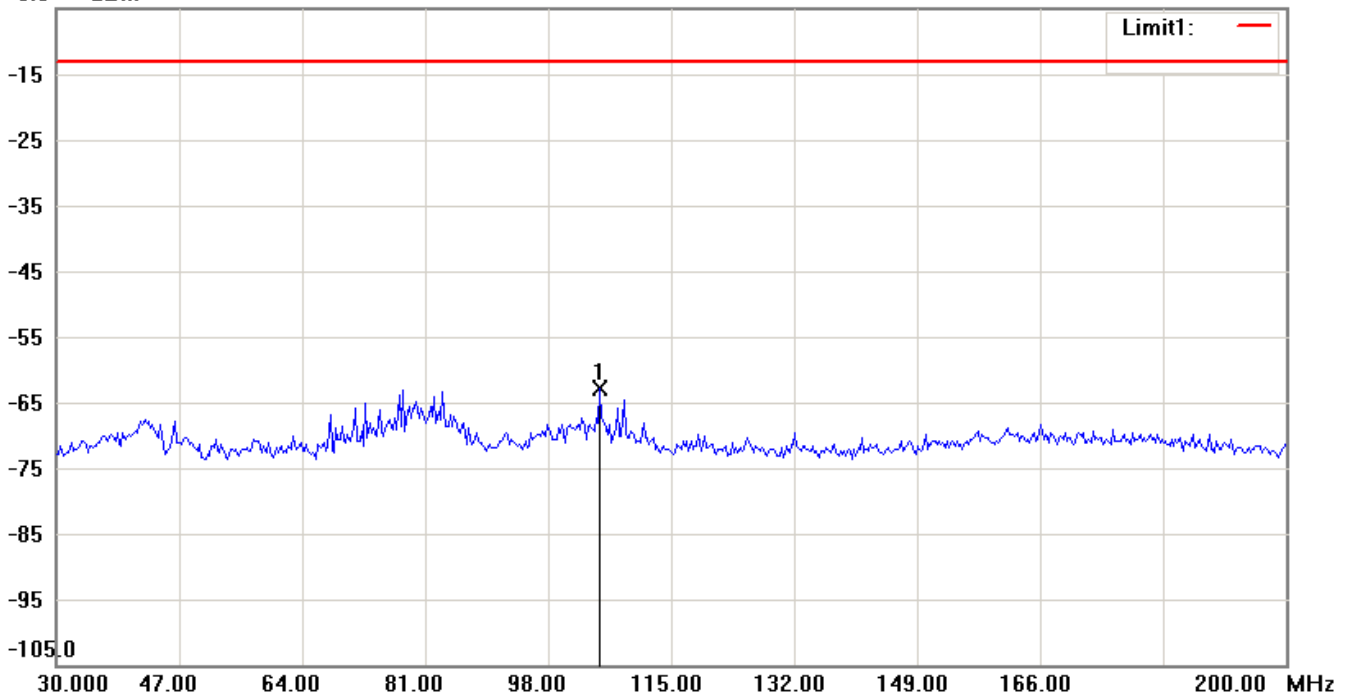
FCC ID: GX9MX

0.0 dBm



Antenna Polarization V

-5.0 dBm



Note:

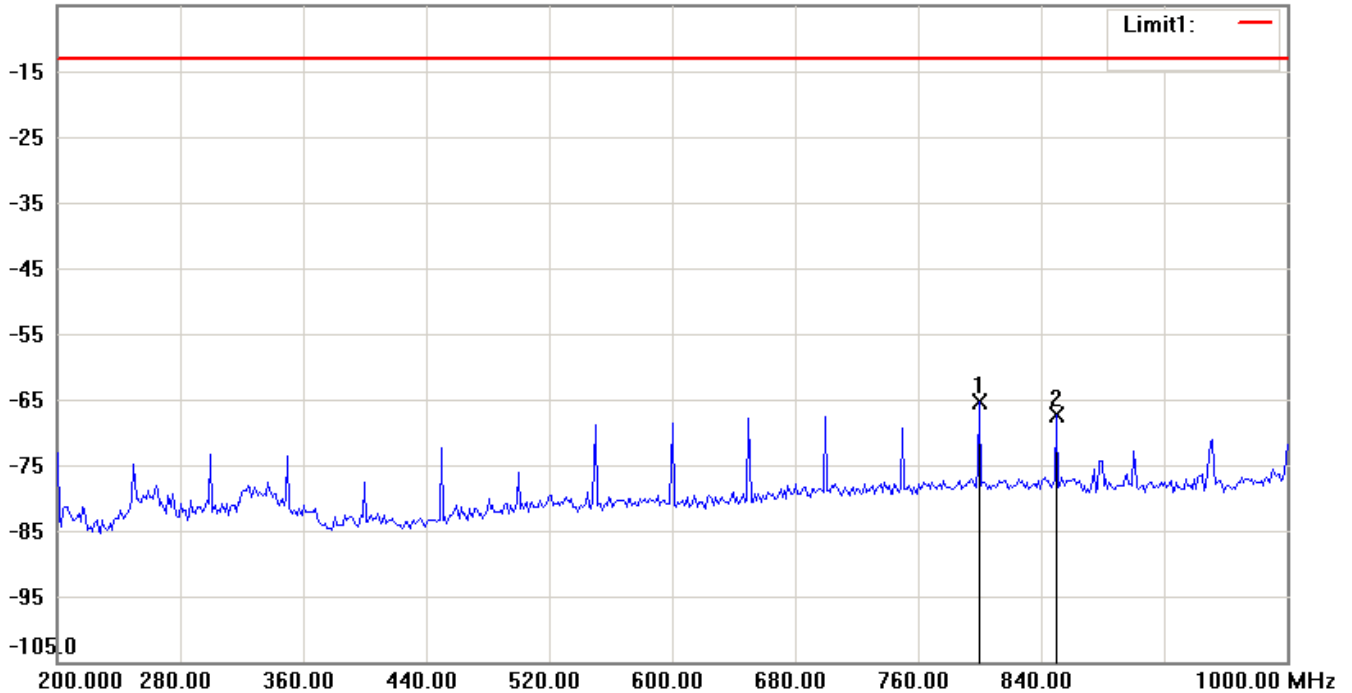
1. The attached measurement plots are preliminarily pre-scanned with peak detector for determining the final checking frequencies and are for reference only.
2. The some frequencies may exceed the limit line without the specified detectors, but that cannot present the results are failed to the specification of test standard.
3. For corrected test results are listed in the relevant table of radiated test data of this test report.



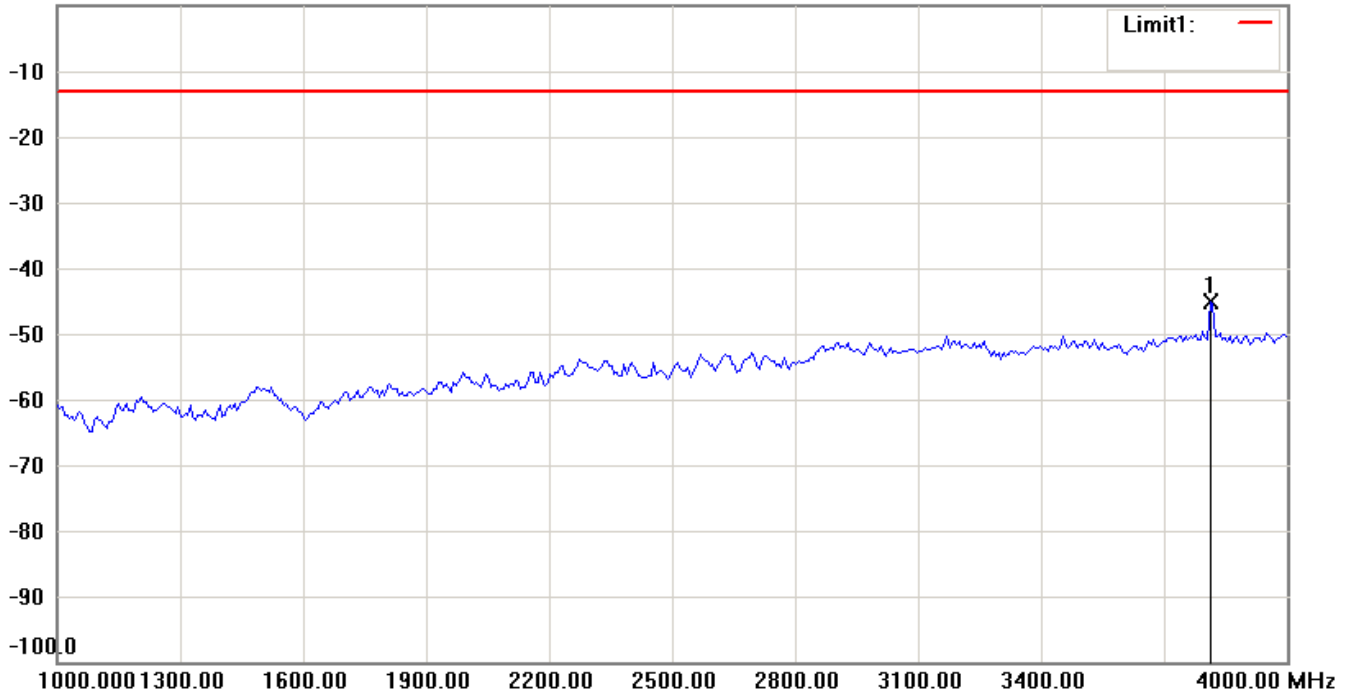
Report Number: W6M21308-13443-P-2224

FCC ID: GX9MX

-5.0 dBm




0.0 dBm



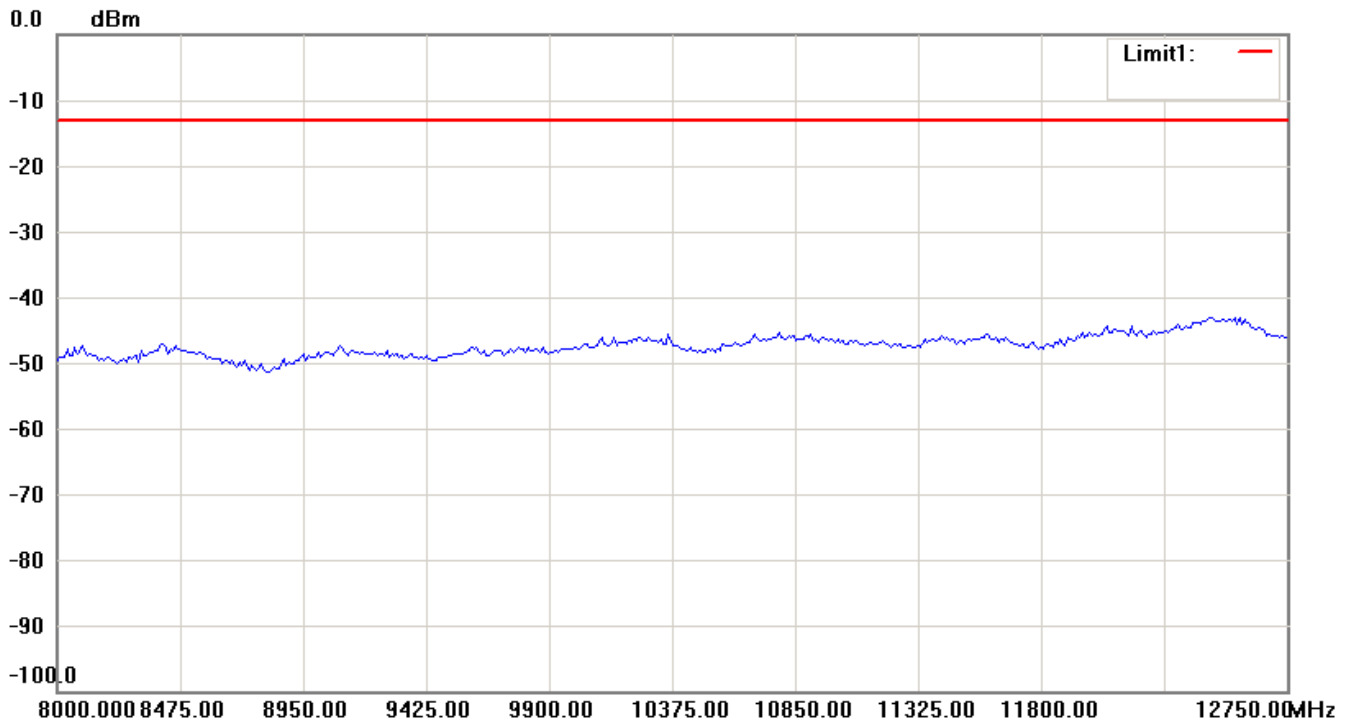
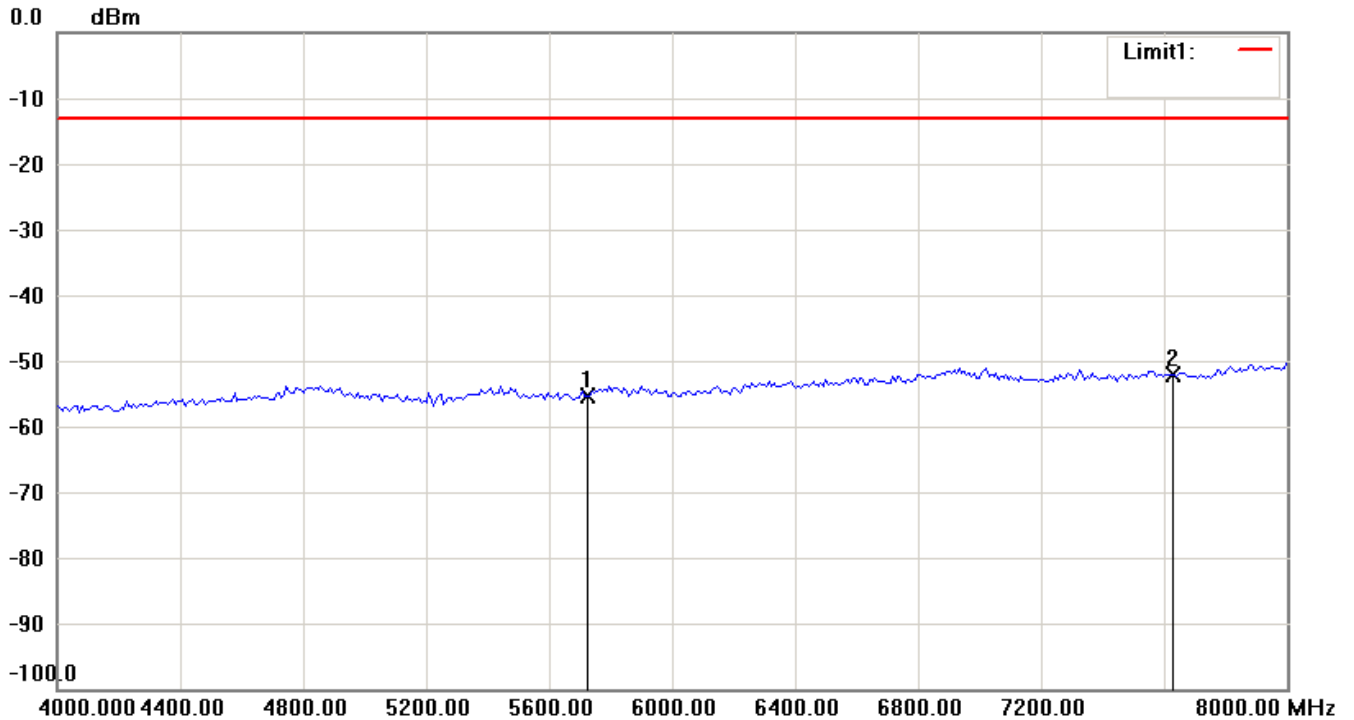
Note:

1. The attached measurement plots are preliminarily pre-scanned with peak detector for determining the final checking frequencies and are for reference only.
2. The some frequencies may exceed the limit line without the specified detectors, but that cannot present the results are failed to the specification of test standard.
3. For corrected test results are listed in the relevant table of radiated test data of this test report.




Report Number: W6M21308-13443-P-2224

FCC ID: GX9MX



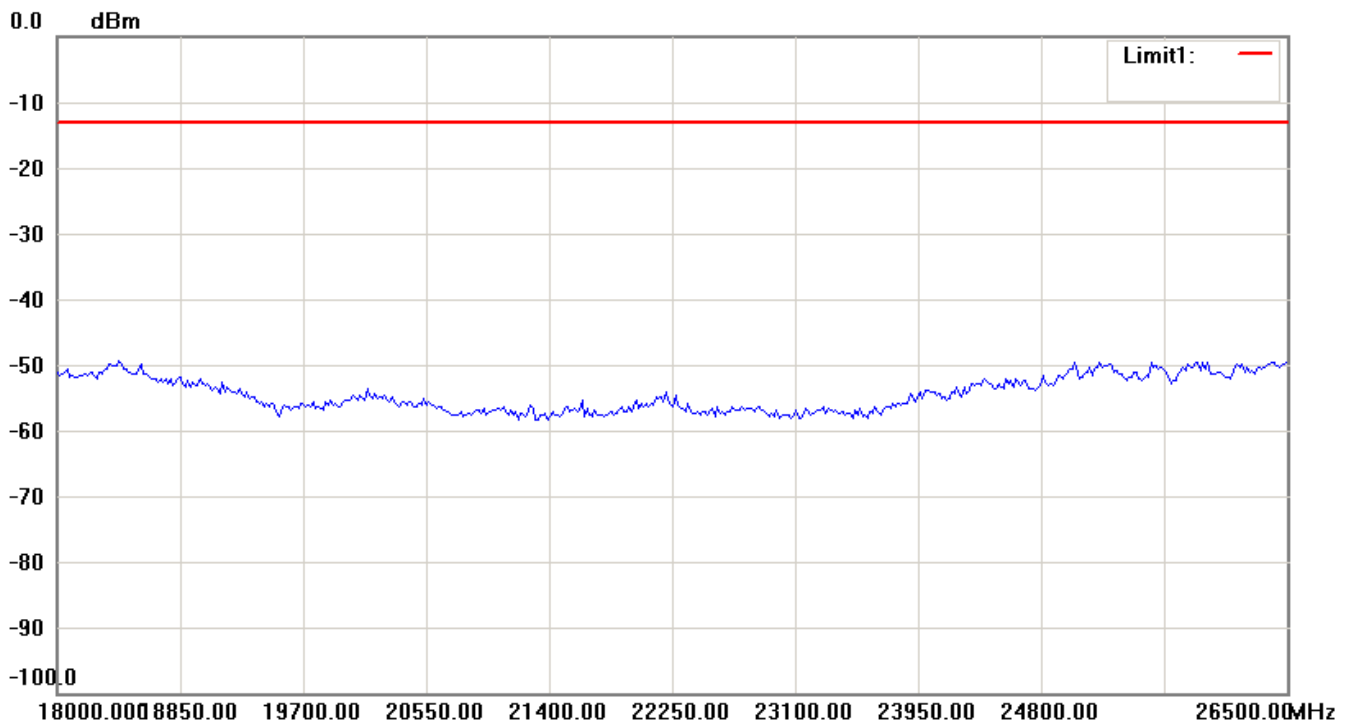
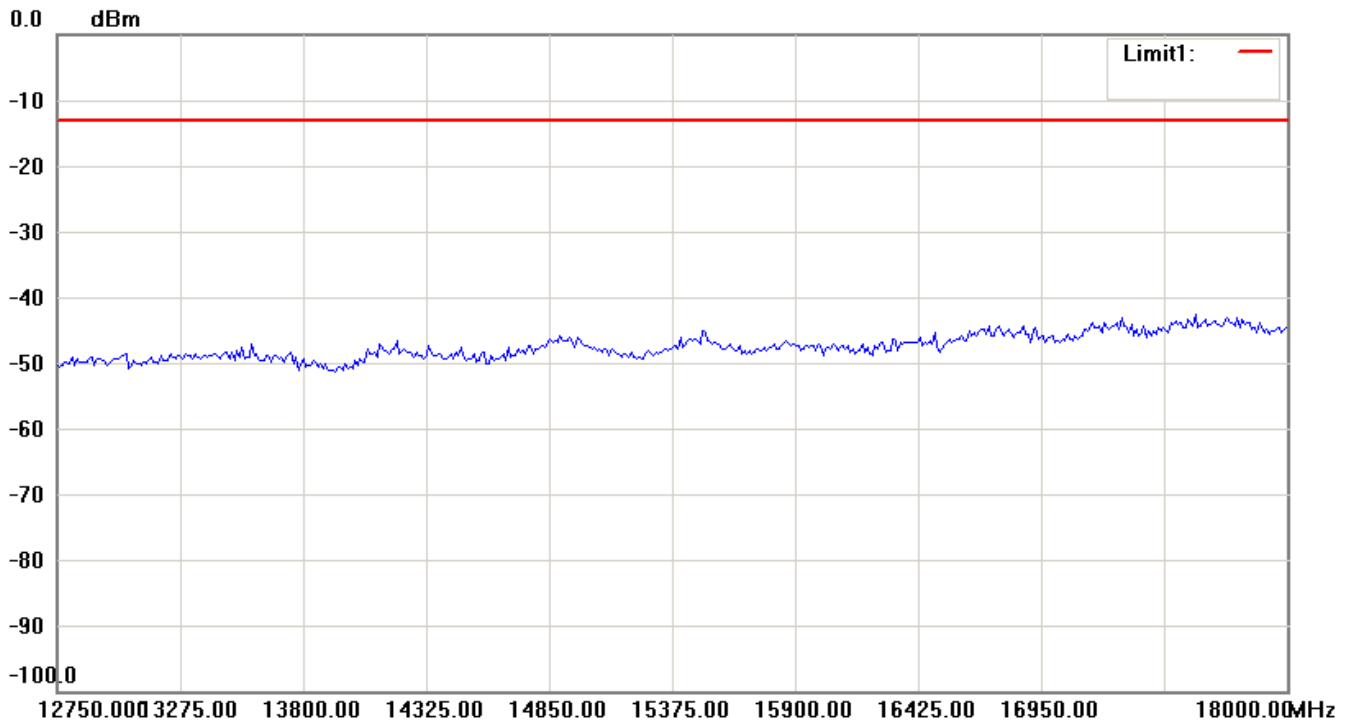
Note:

1. The attached measurement plots are preliminarily pre-scanned with peak detector for determining the final checking frequencies and are for reference only.
2. The some frequencies may exceed the limit line without the specified detectors, but that cannot present the results are failed to the specification of test standard.
3. For corrected test results are listed in the relevant table of radiated test data of this test report.




Report Number: W6M21308-13443-P-2224

FCC ID: GX9MX



Note:

1. The attached measurement plots are preliminarily pre-scanned with peak detector for determining the final checking frequencies and are for reference only.
2. The some frequencies may exceed the limit line without the specified detectors, but that cannot present the results are failed to the specification of test standard.
3. For corrected test results are listed in the relevant table of radiated test data of this test report.

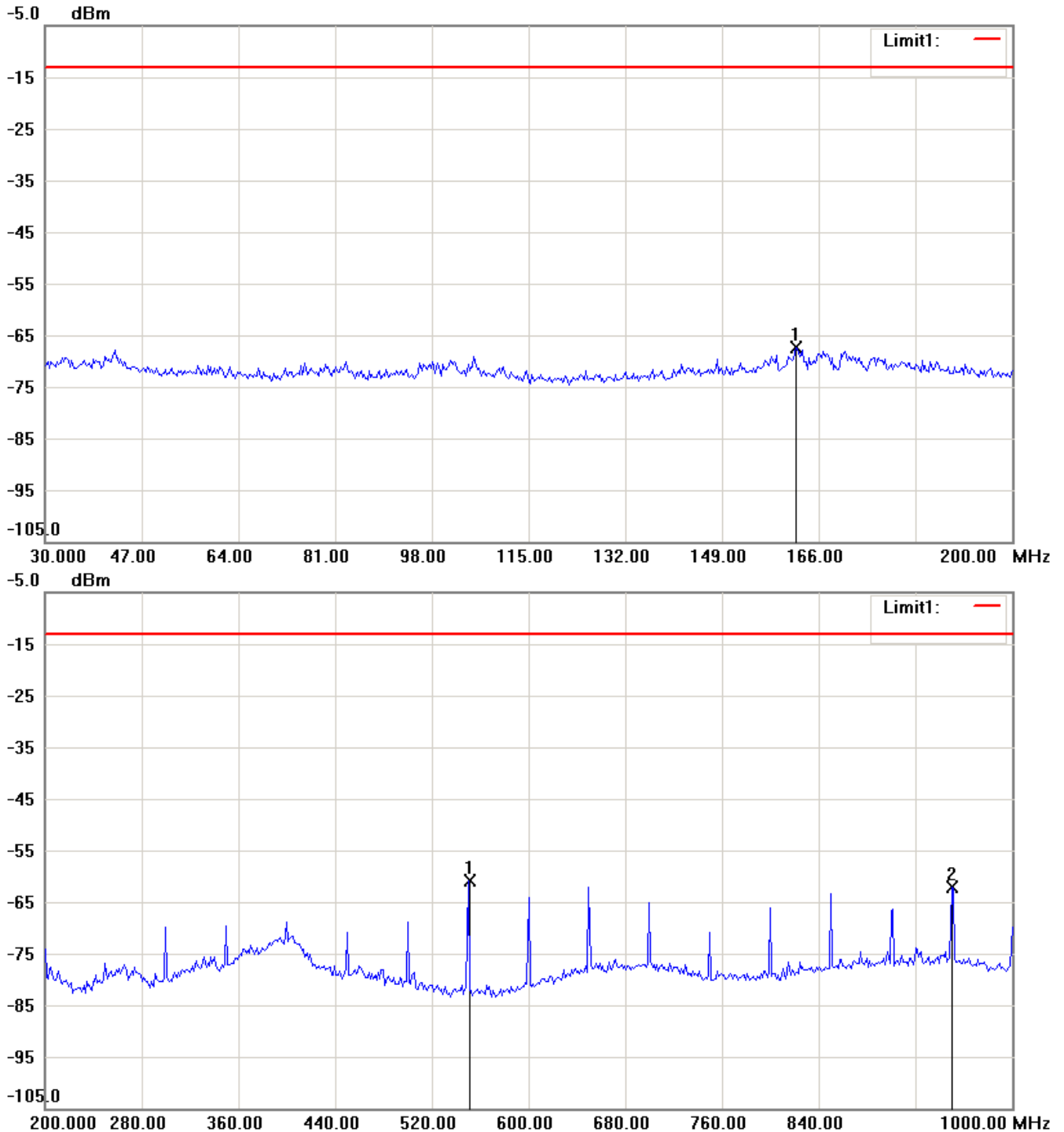


Report Number: W6M21308-13443-P-2224

FCC ID: GX9MX

Band II_CH 9538_7.92 V

Antenna Polarization H



Note:

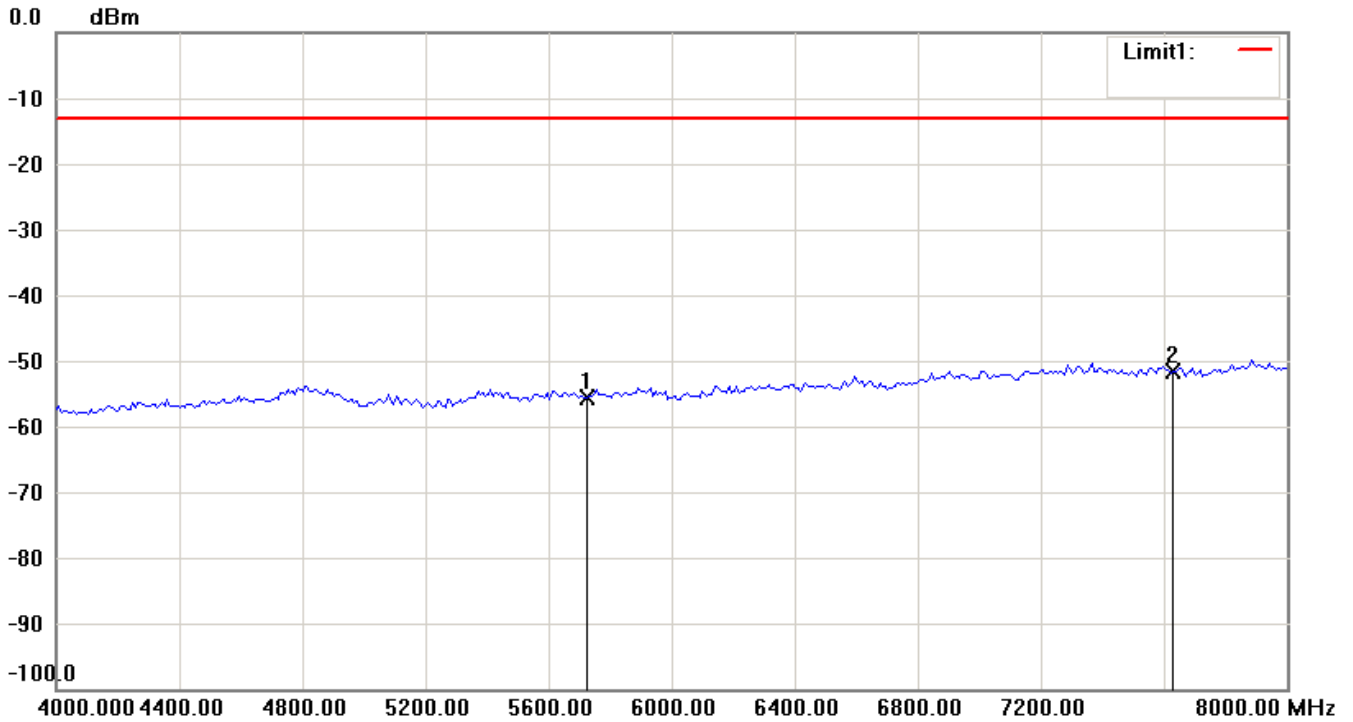
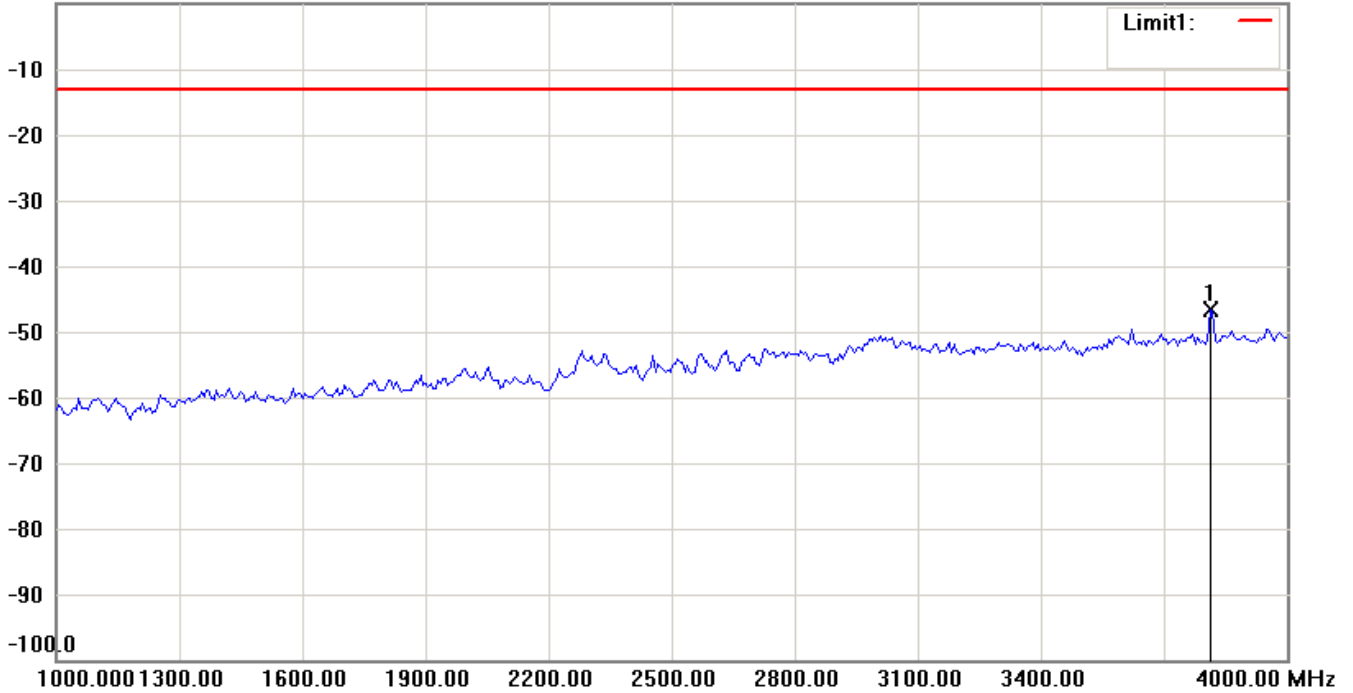
1. The attached measurement plots are preliminarily pre-scanned with peak detector for determining the final checking frequencies and are for reference only.
2. The some frequencies may exceed the limit line without the specified detectors, but that cannot present the results are failed to the specification of test standard.
3. For corrected test results are listed in the relevant table of radiated test data of this test report.



Report Number: W6M21308-13443-P-2224

FCC ID: GX9MX

0.0 dBm



Note:

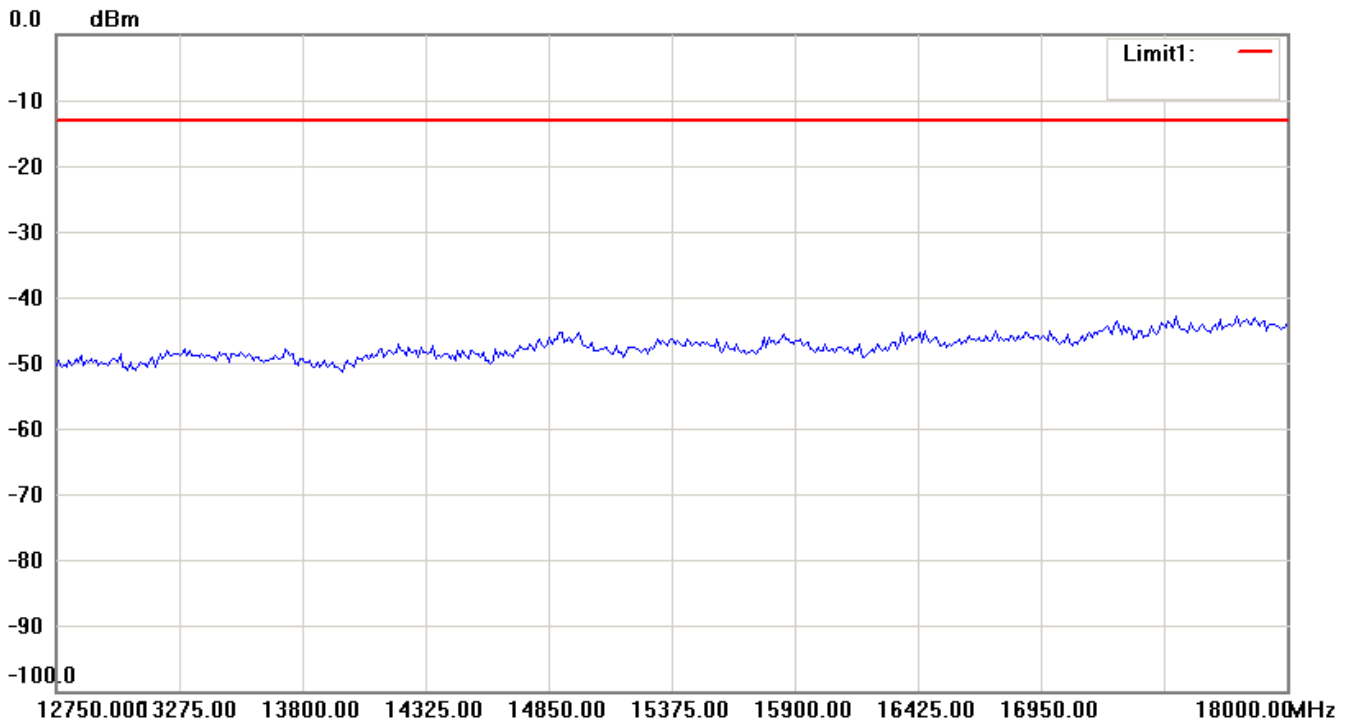
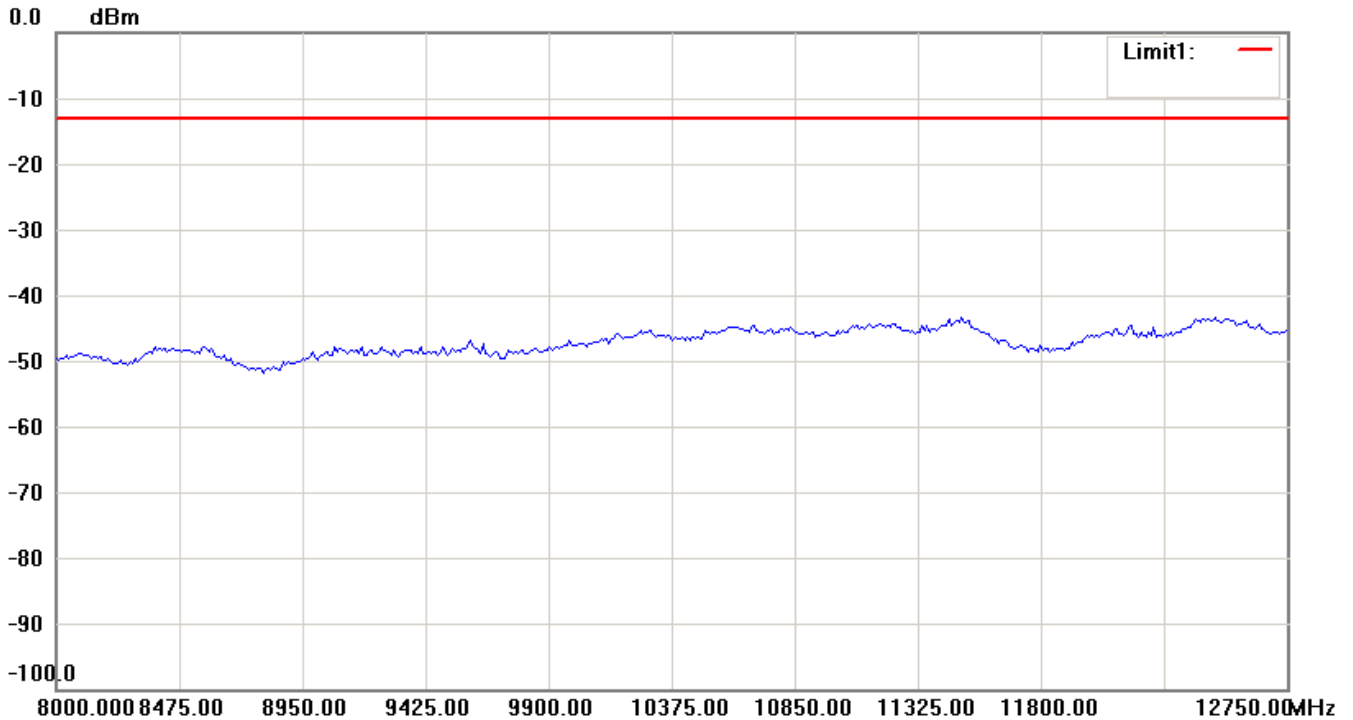
1. The attached measurement plots are preliminarily pre-scanned with peak detector for determining the final checking frequencies and are for reference only.
2. The some frequencies may exceed the limit line without the specified detectors, but that cannot present the results are failed to the specification of test standard.
3. For corrected test results are listed in the relevant table of radiated test data of this test report.



Worldwide Testing Services(Taiwan) Co., Ltd.


Report Number: W6M21308-13443-P-2224

FCC ID: GX9MX



Note:

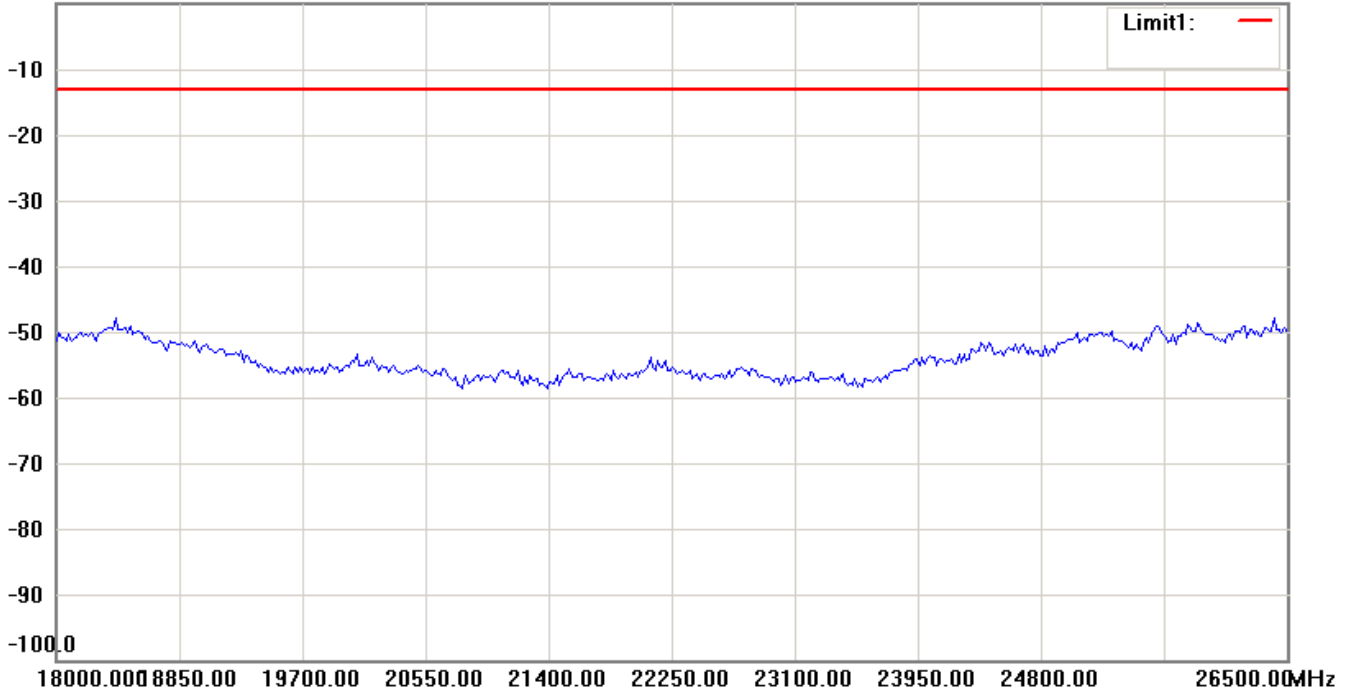
1. The attached measurement plots are preliminarily pre-scanned with peak detector for determining the final checking frequencies and are for reference only.
2. The some frequencies may exceed the limit line without the specified detectors, but that cannot present the results are failed to the specification of test standard.
3. For corrected test results are listed in the relevant table of radiated test data of this test report.



Report Number: W6M21308-13443-P-2224

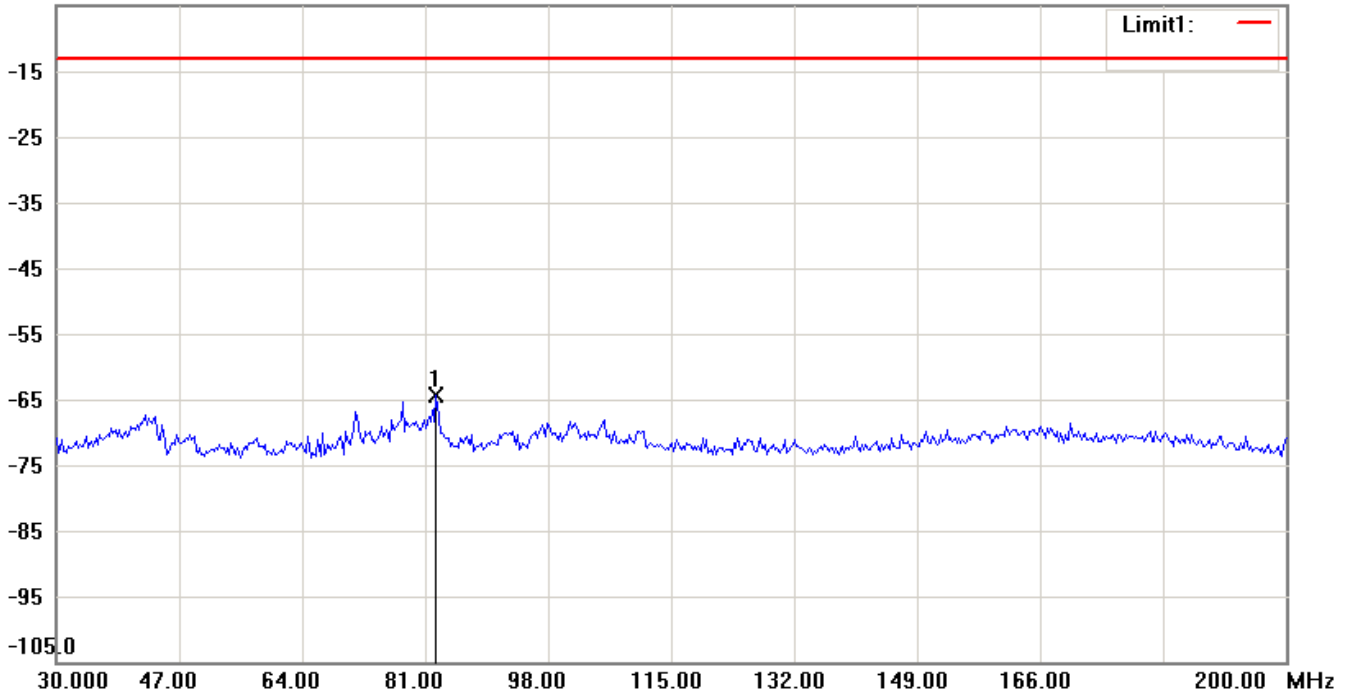
FCC ID: GX9MX

0.0 dBm




Antenna Polarization V

-5.0 dBm



Note:

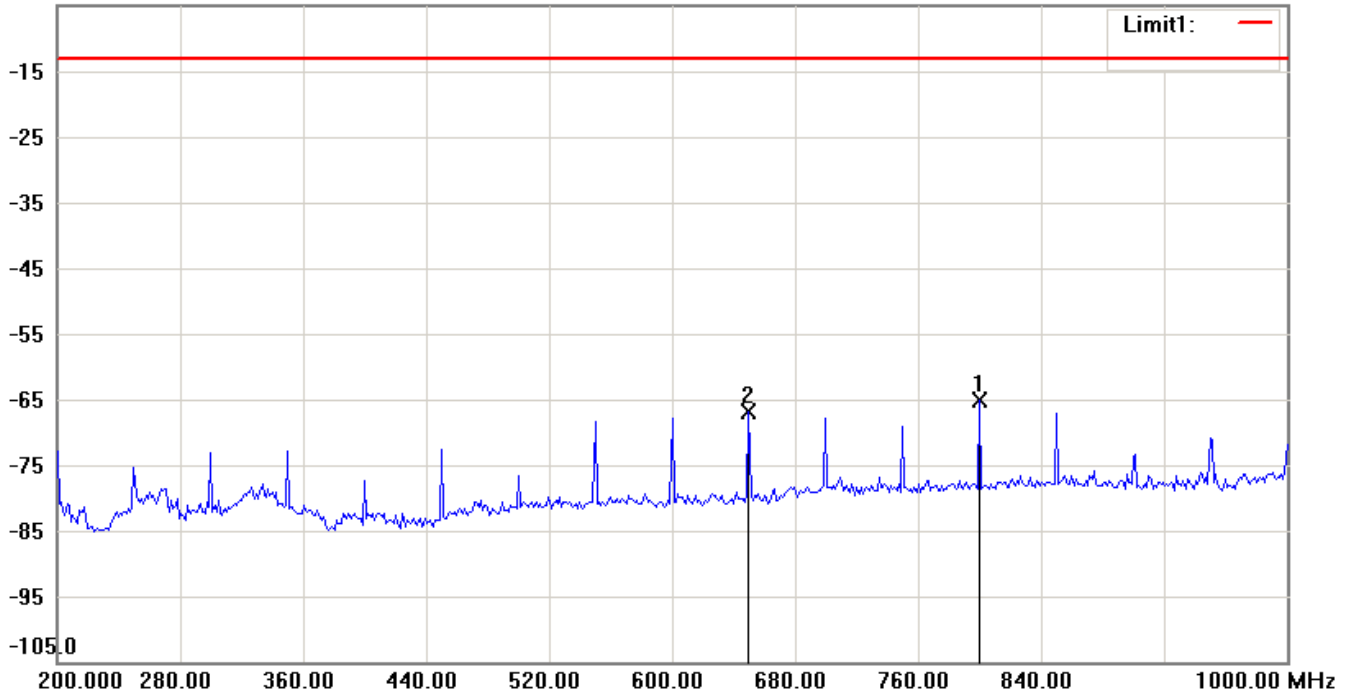
1. The attached measurement plots are preliminarily pre-scanned with peak detector for determining the final checking frequencies and are for reference only.
2. The some frequencies may exceed the limit line without the specified detectors, but that cannot present the results are failed to the specification of test standard.
3. For corrected test results are listed in the relevant table of radiated test data of this test report.



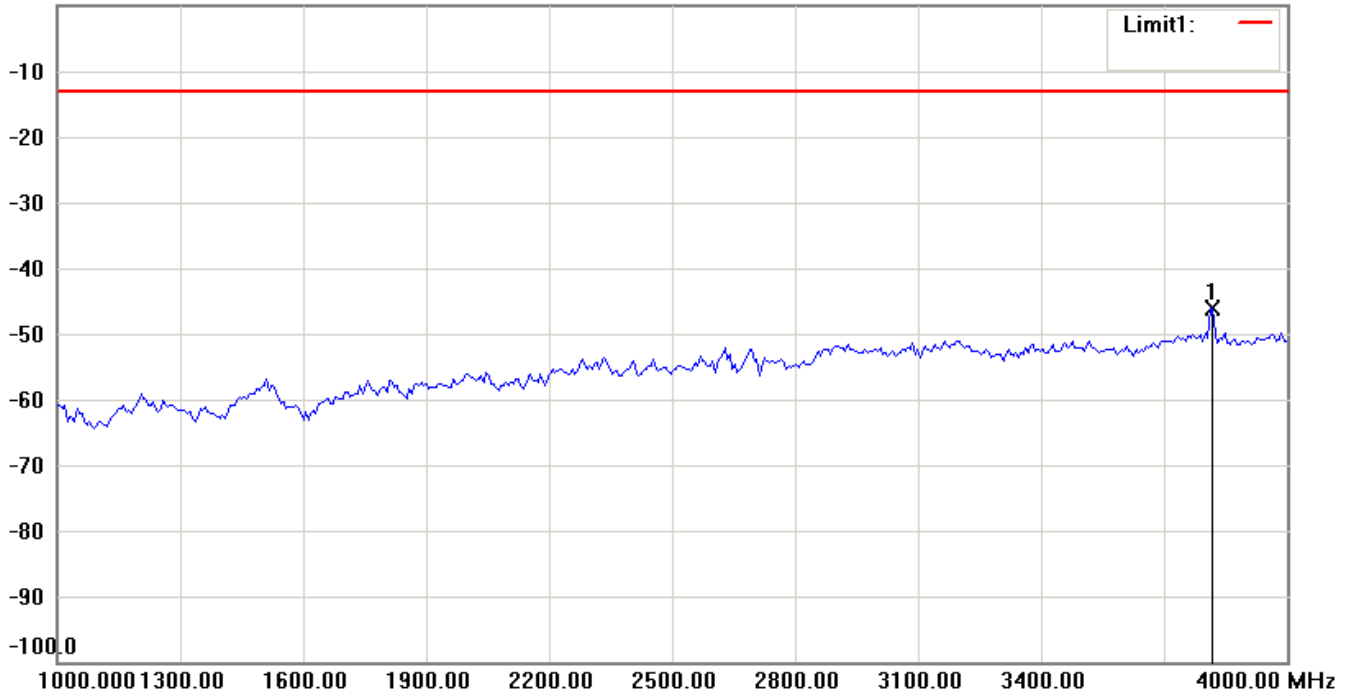
Report Number: W6M21308-13443-P-2224

FCC ID: GX9MX

-5.0 dBm



0.0 dBm



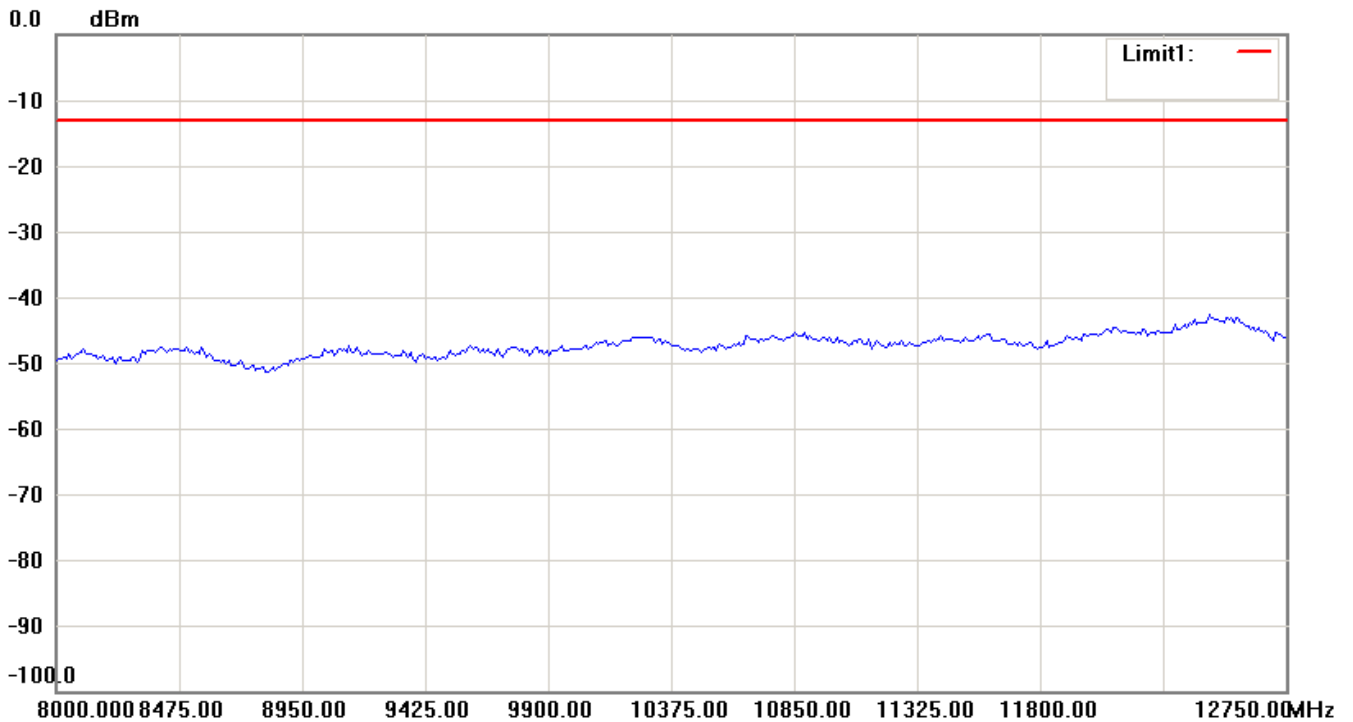
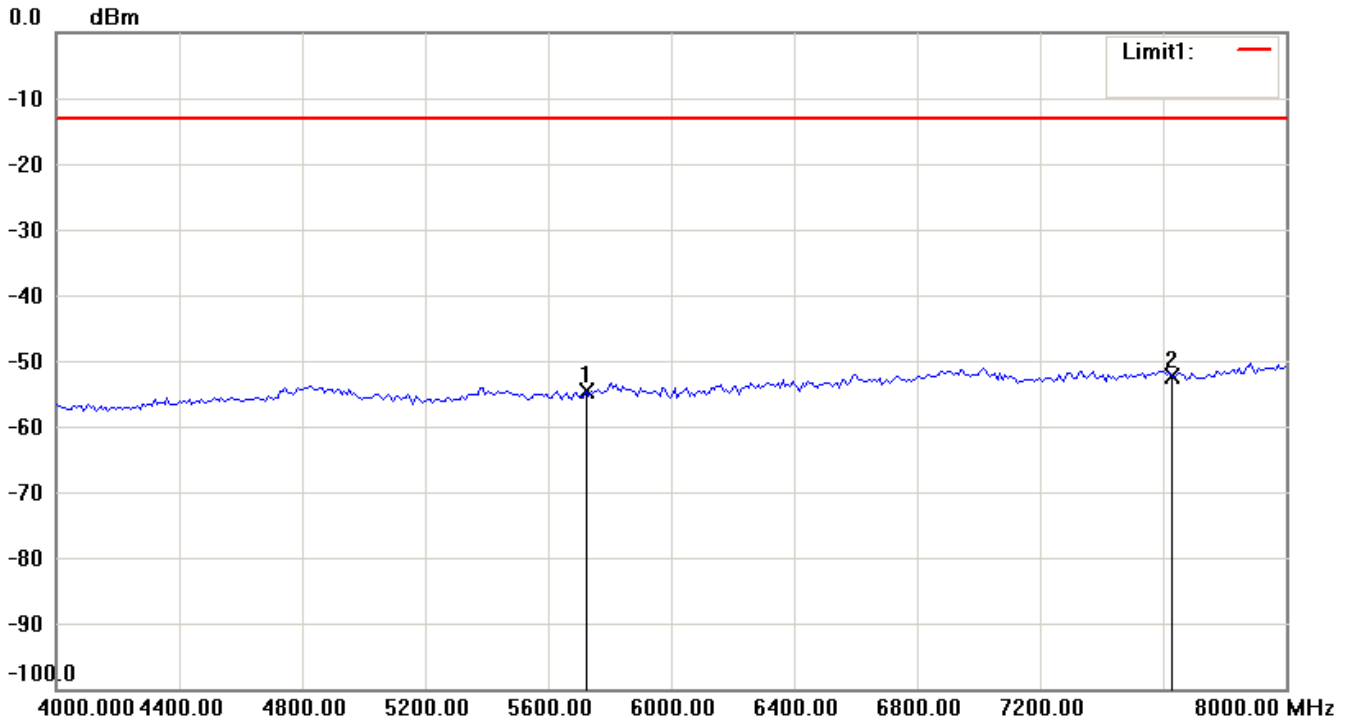
Note:

1. The attached measurement plots are preliminarily pre-scanned with peak detector for determining the final checking frequencies and are for reference only.
2. The some frequencies may exceed the limit line without the specified detectors, but that cannot present the results are failed to the specification of test standard.
3. For corrected test results are listed in the relevant table of radiated test data of this test report.




Report Number: W6M21308-13443-P-2224

FCC ID: GX9MX



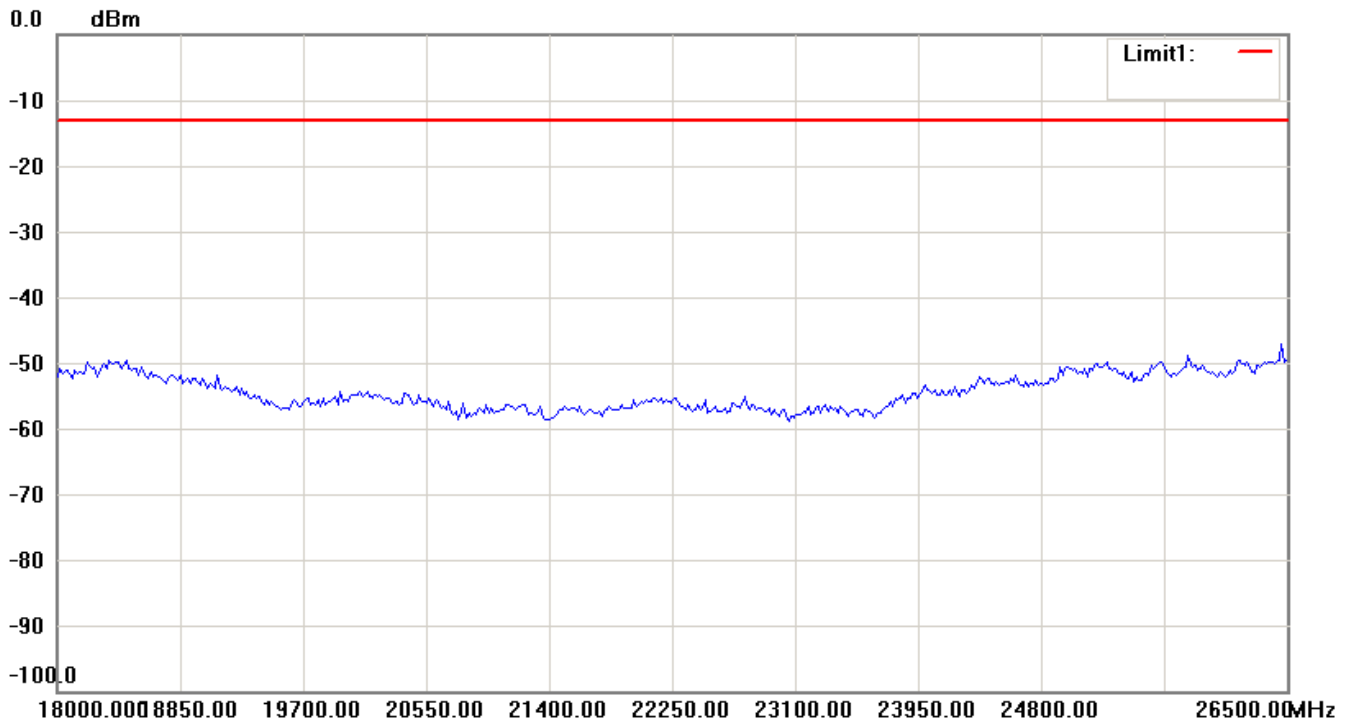
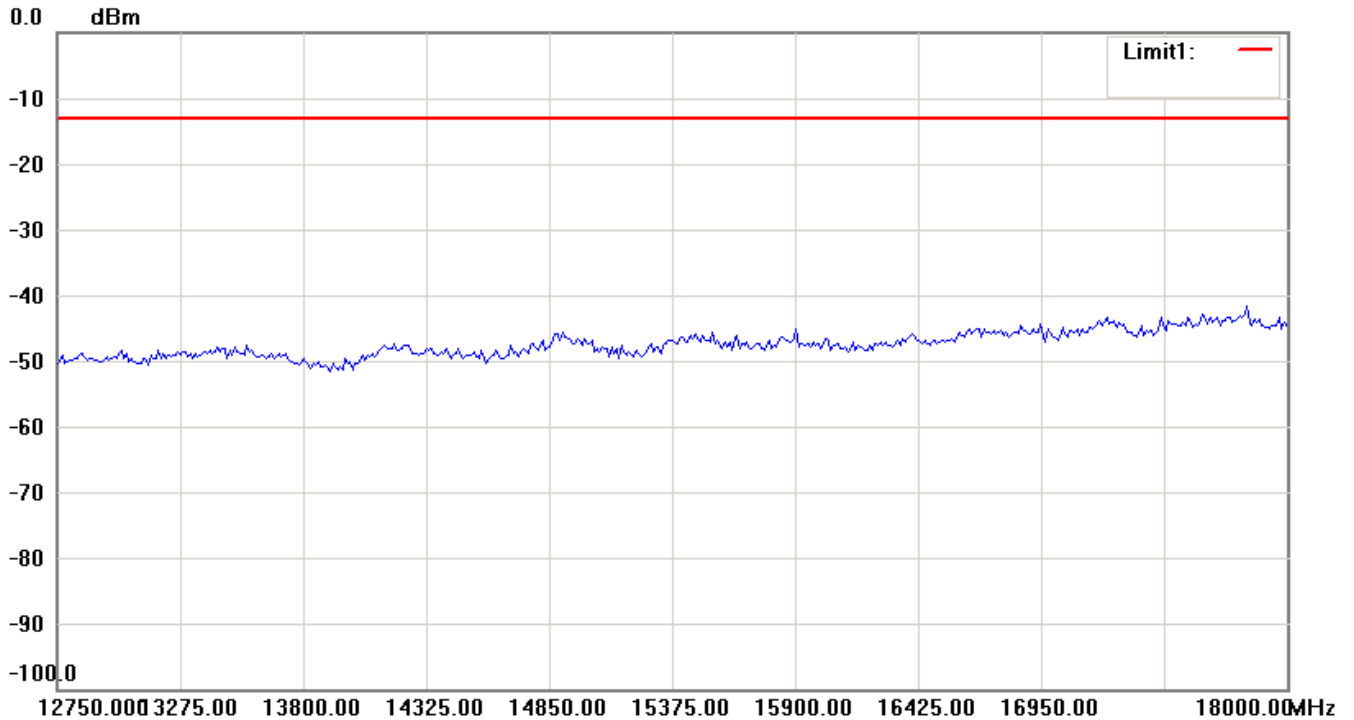
Note:

1. The attached measurement plots are preliminarily pre-scanned with peak detector for determining the final checking frequencies and are for reference only.
2. The some frequencies may exceed the limit line without the specified detectors, but that cannot present the results are failed to the specification of test standard.
3. For corrected test results are listed in the relevant table of radiated test data of this test report.



Report Number: W6M21308-13443-P-2224

FCC ID: GX9MX



Note:

1. The attached measurement plots are preliminarily pre-scanned with peak detector for determining the final checking frequencies and are for reference only.
2. The some frequencies may exceed the limit line without the specified detectors, but that cannot present the results are failed to the specification of test standard.
3. For corrected test results are listed in the relevant table of radiated test data of this test report.

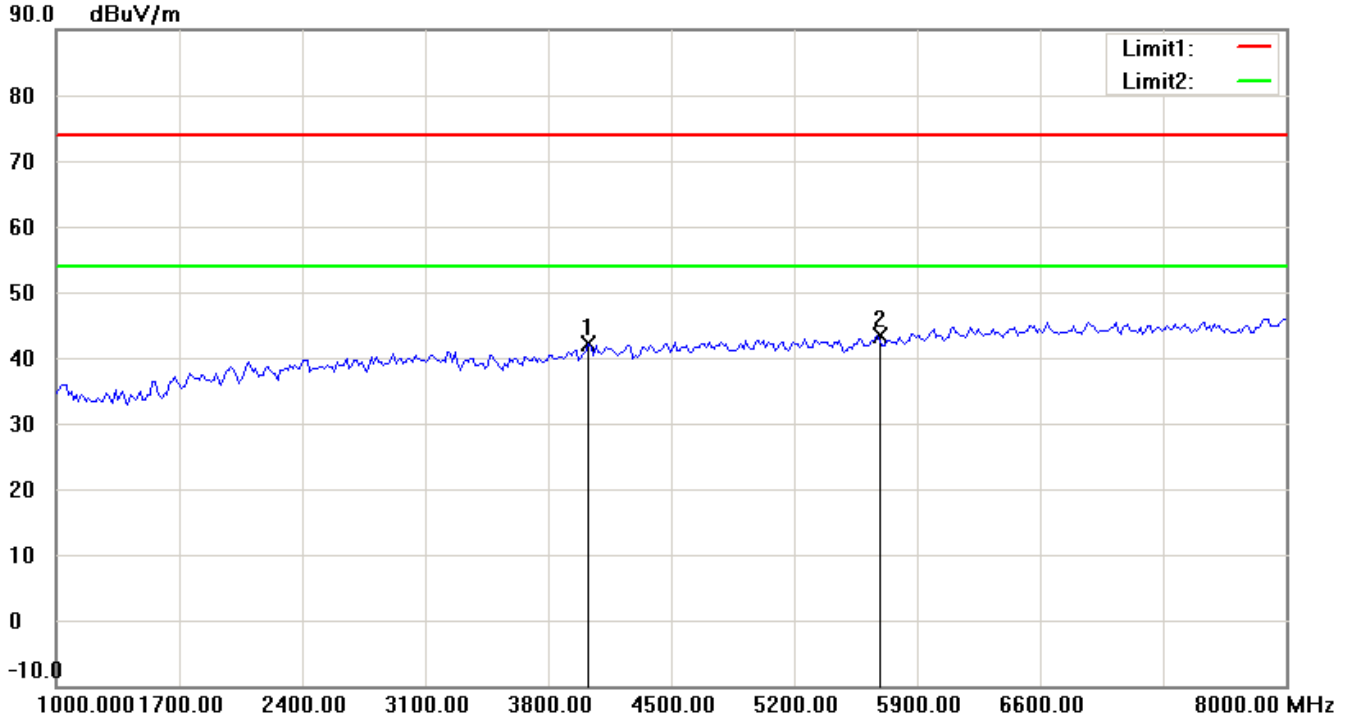
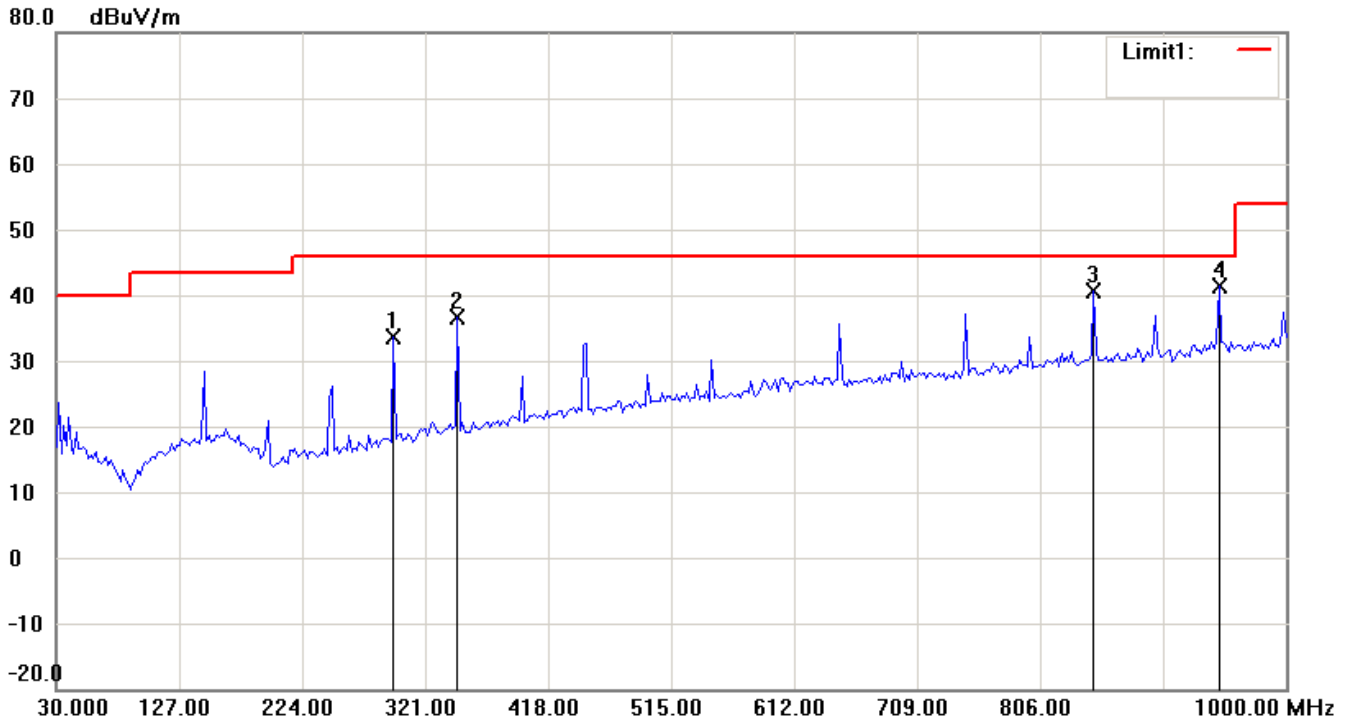


Report Number: W6M21308-13443-P-2224

FCC ID: GX9MX

Band II_Idle Mode_7 V

Antenna Polarization H



Up Line: Peak Limit Line Down Line: Ave Limit Line

Note:

1. The attached measurement plots are preliminarily pre-scanned with peak detector for determining the final checking frequencies and are for reference only.
2. The some frequencies may exceed the limit line without the specified detectors, but that cannot present the results are failed to the specification of test standard.
3. For corrected test results are listed in the relevant table of radiated test data of this test report.

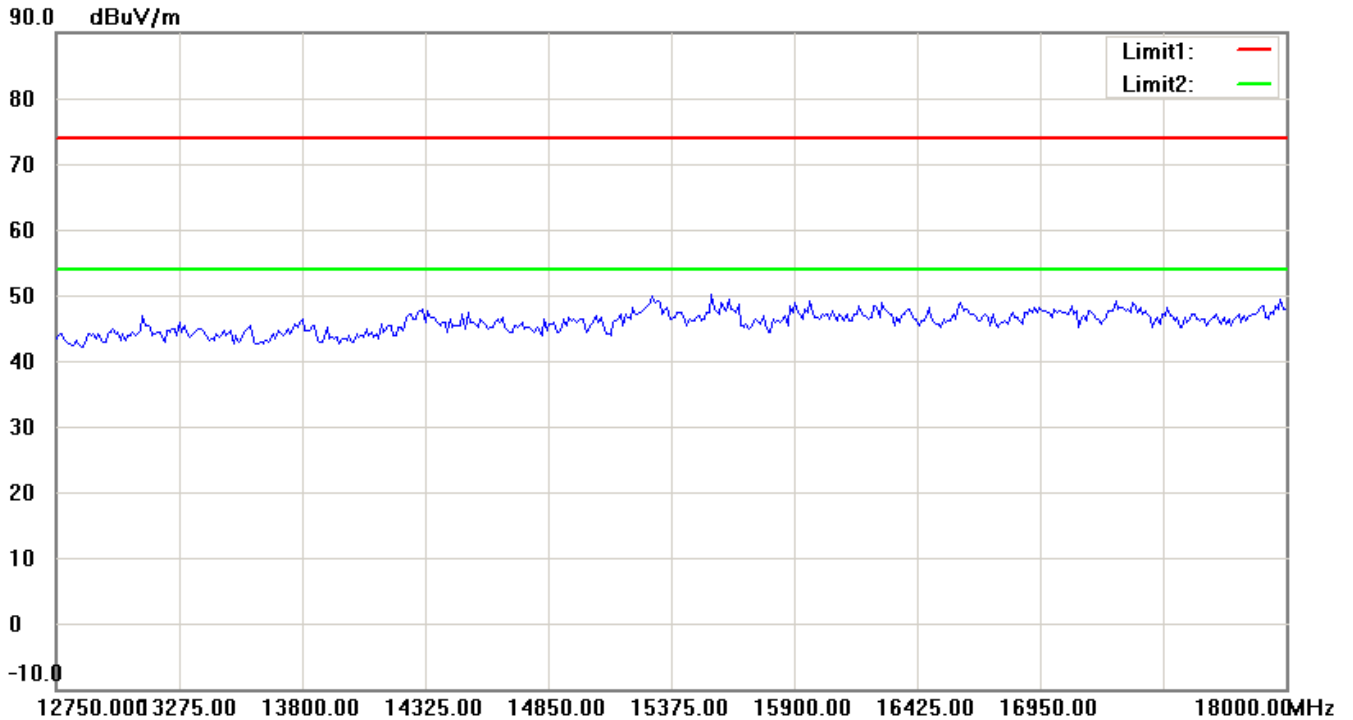
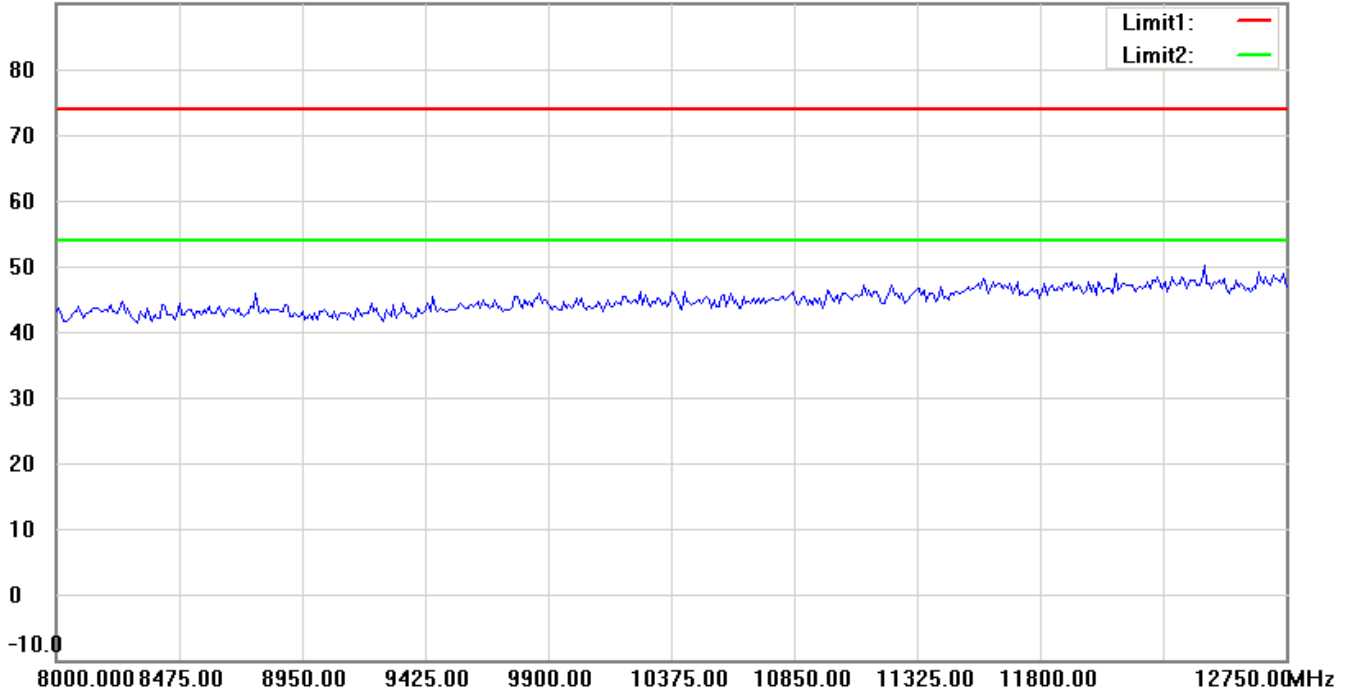


Worldwide Testing Services(Taiwan) Co., Ltd.

Report Number: W6M21308-13443-P-2224

FCC ID: GX9MX


90.0 dBuV/m



Up Line: Peak Limit Line Down Line: Ave Limit Line

Note:

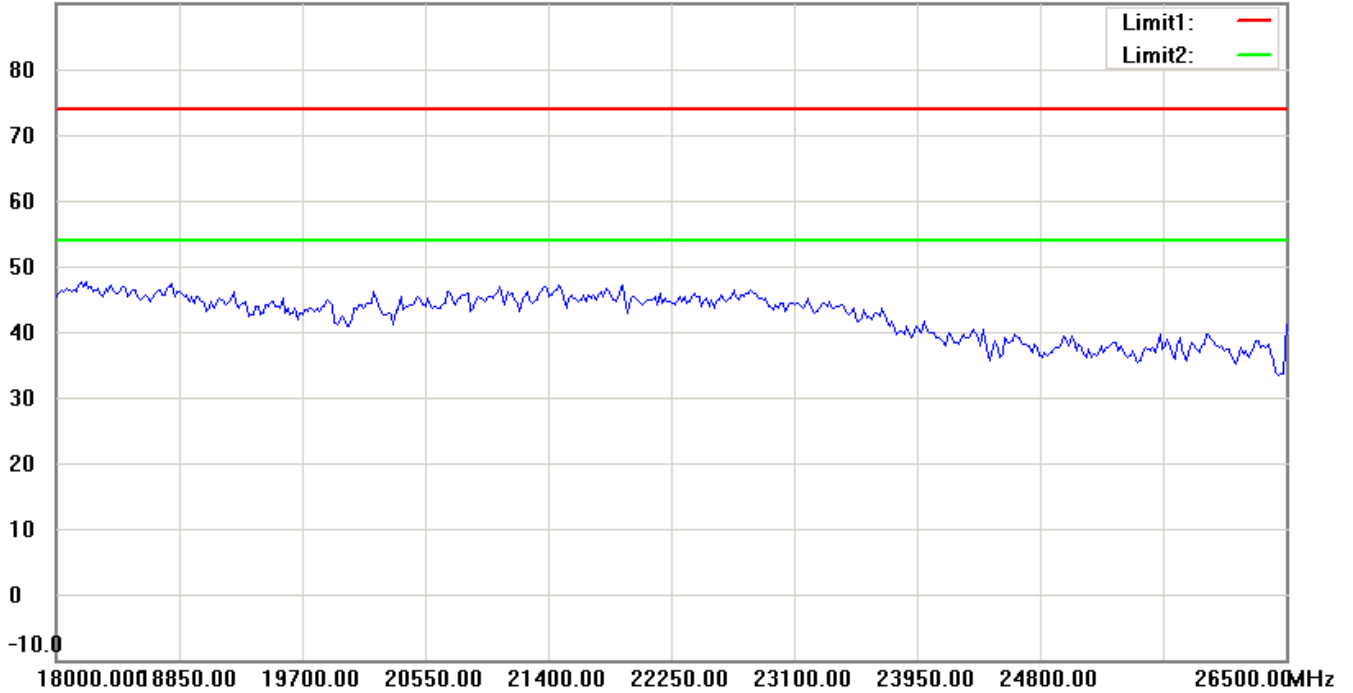
1. The attached measurement plots are preliminarily pre-scanned with peak detector for determining the final checking frequencies and are for reference only.
2. The some frequencies may exceed the limit line without the specified detectors, but that cannot present the results are failed to the specification of test standard.
3. For corrected test results are listed in the relevant table of radiated test data of this test report.



Report Number: W6M21308-13443-P-2224

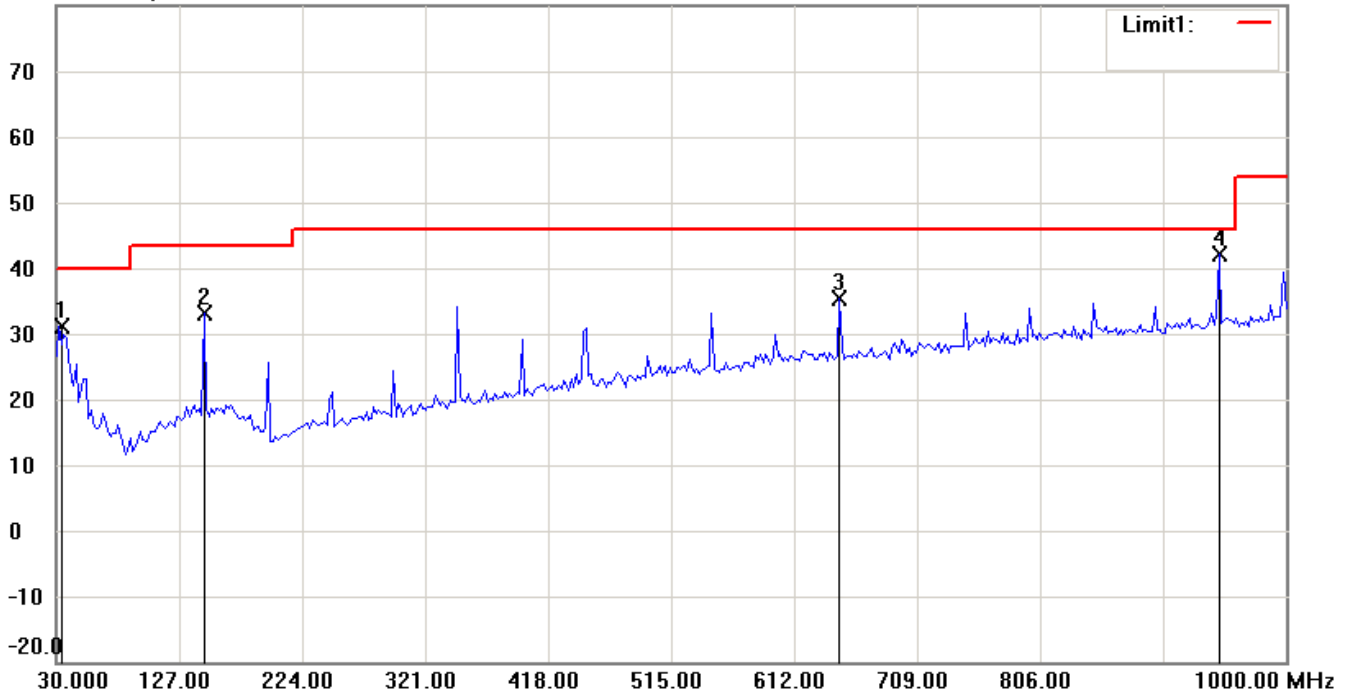
FCC ID: GX9MX

90.0 dBuV/m



Antenna Polarization V


80.0 dBuV/m



Up Line: Peak Limit Line Down Line: Ave Limit Line

Note:

1. The attached measurement plots are preliminarily pre-scanned with peak detector for determining the final checking frequencies and are for reference only.
2. The some frequencies may exceed the limit line without the specified detectors, but that cannot present the results are failed to the specification of test standard.
3. For corrected test results are listed in the relevant table of radiated test data of this test report.

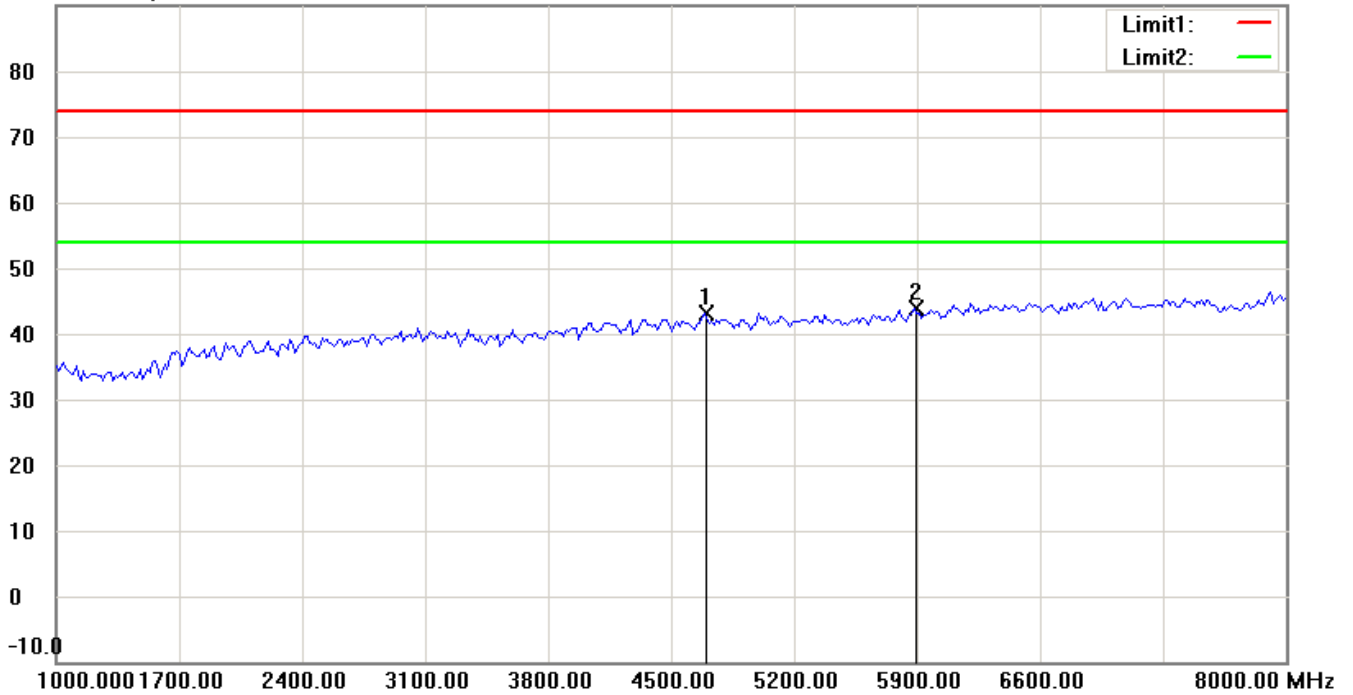


Worldwide Testing Services(Taiwan) Co., Ltd.

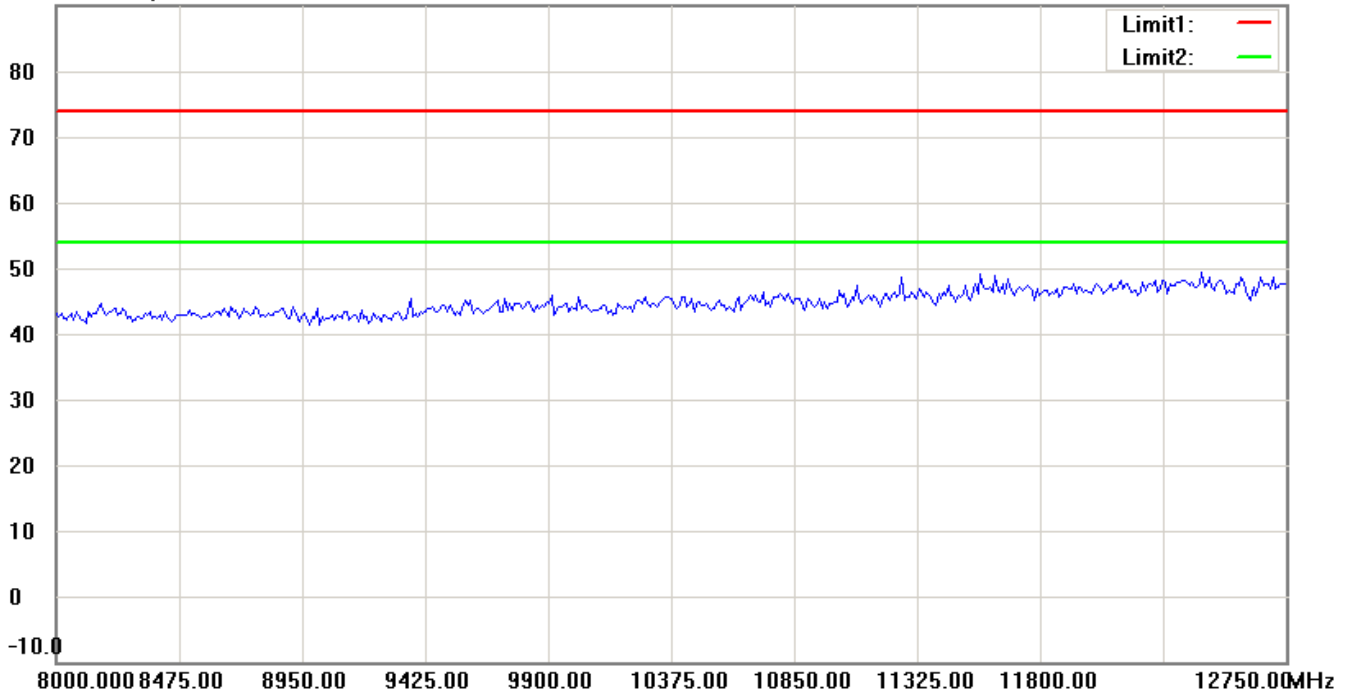
Report Number: W6M21308-13443-P-2224

FCC ID: GX9MX

90.0 dBuV/m



90.0 dBuV/m



Up Line: Peak Limit Line Down Line: Ave Limit Line

Note:

1. The attached measurement plots are preliminarily pre-scanned with peak detector for determining the final checking frequencies and are for reference only.
2. The some frequencies may exceed the limit line without the specified detectors, but that cannot present the results are failed to the specification of test standard.
3. For corrected test results are listed in the relevant table of radiated test data of this test report.

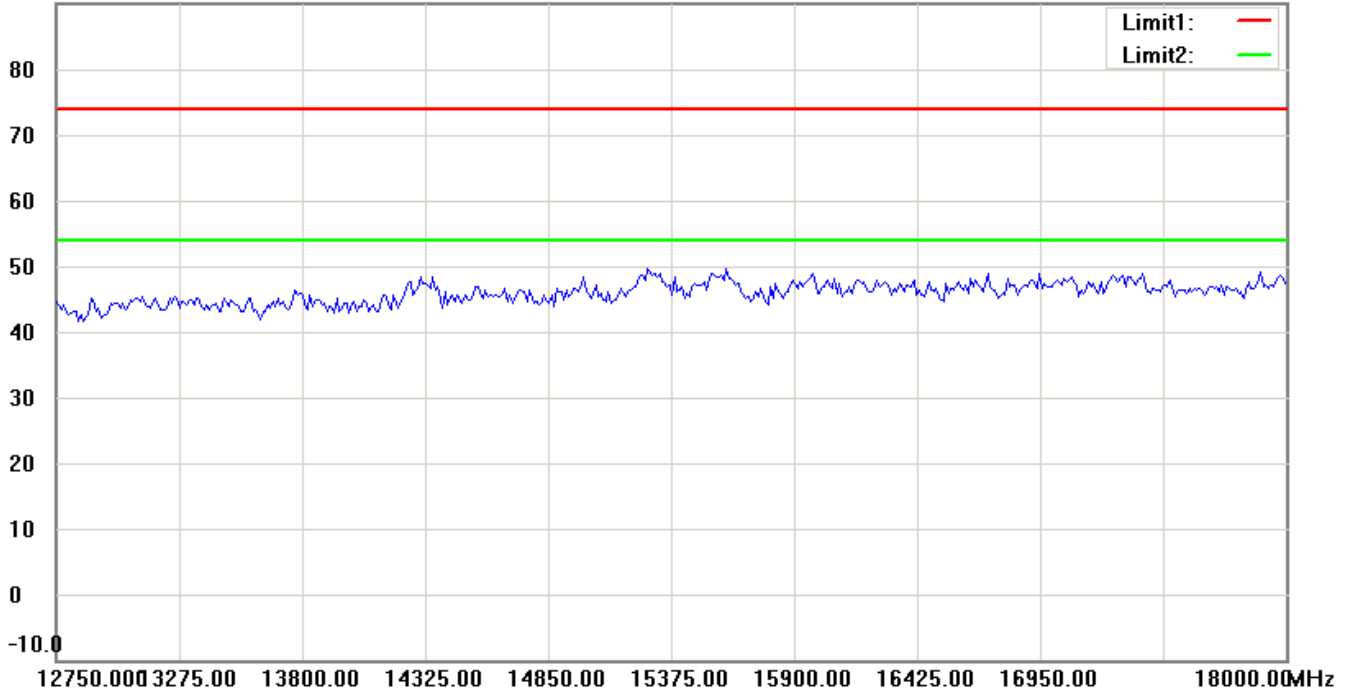


Worldwide Testing Services(Taiwan) Co., Ltd.

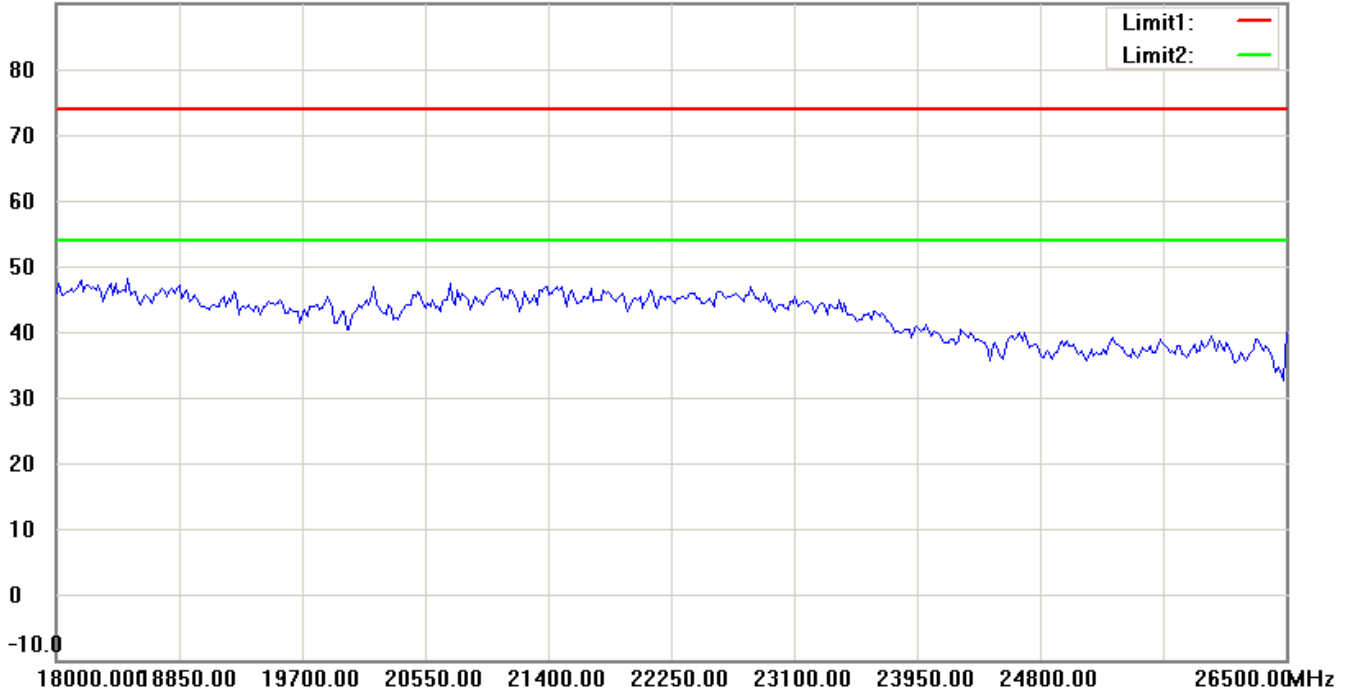
Report Number: W6M21308-13443-P-2224

FCC ID: GX9MX

90.0 dBuV/m



90.0 dBuV/m



Up Line: Peak Limit Line Down Line: Ave Limit Line

Note:

1. The attached measurement plots are preliminarily pre-scanned with peak detector for determining the final checking frequencies and are for reference only.
2. The some frequencies may exceed the limit line without the specified detectors, but that cannot present the results are failed to the specification of test standard.
3. For corrected test results are listed in the relevant table of radiated test data of this test report.

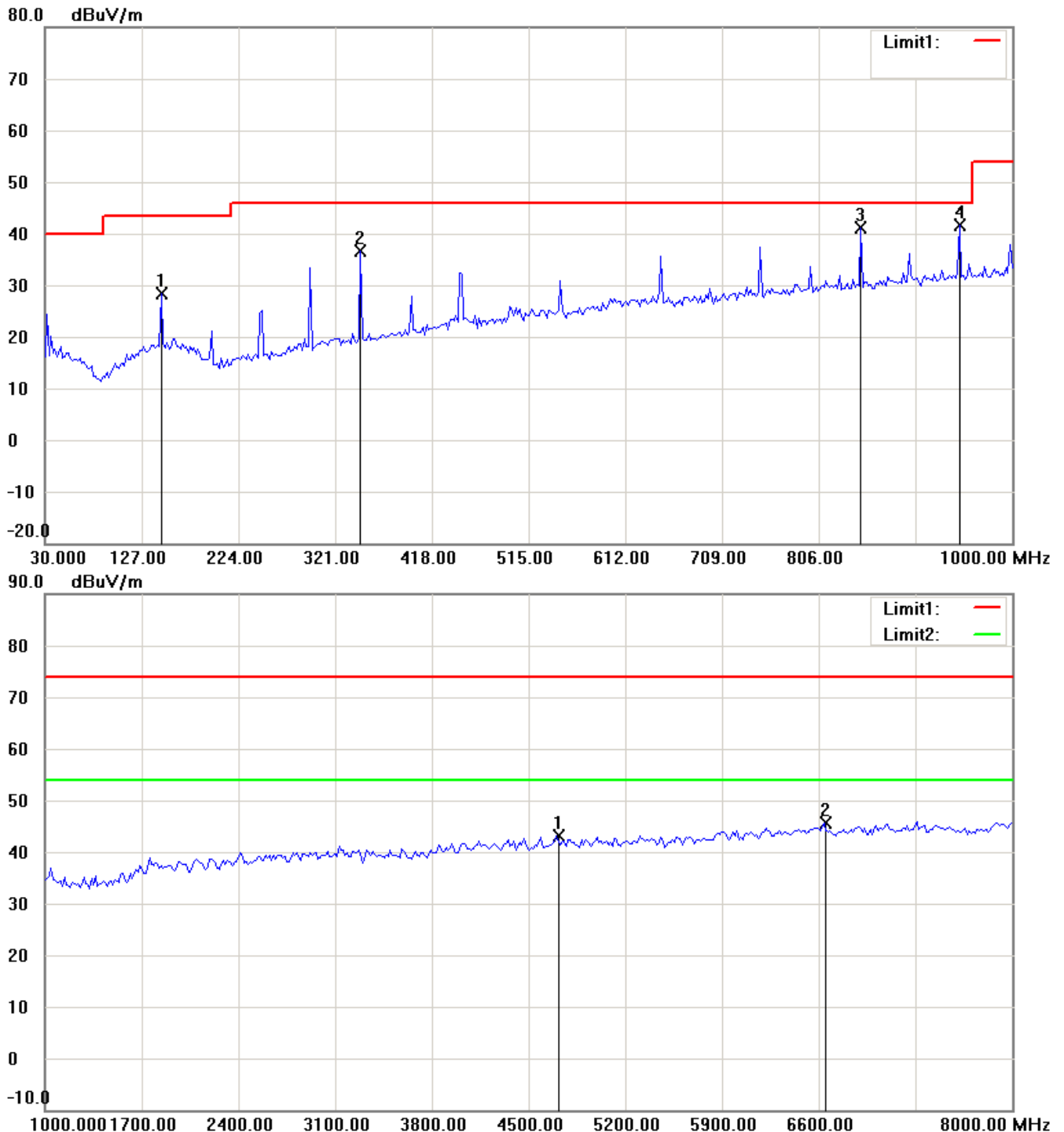


Report Number: W6M21308-13443-P-2224

FCC ID: GX9MX

BAND II_Idle Mode_7.92 V


Antenna Polarization H



Up Line: Peak Limit Line Down Line: Ave Limit Line

Note:

1. The attached measurement plots are preliminarily pre-scanned with peak detector for determining the final checking frequencies and are for reference only.
2. The some frequencies may exceed the limit line without the specified detectors, but that cannot present the results are failed to the specification of test standard.
3. For corrected test results are listed in the relevant table of radiated test data of this test report.

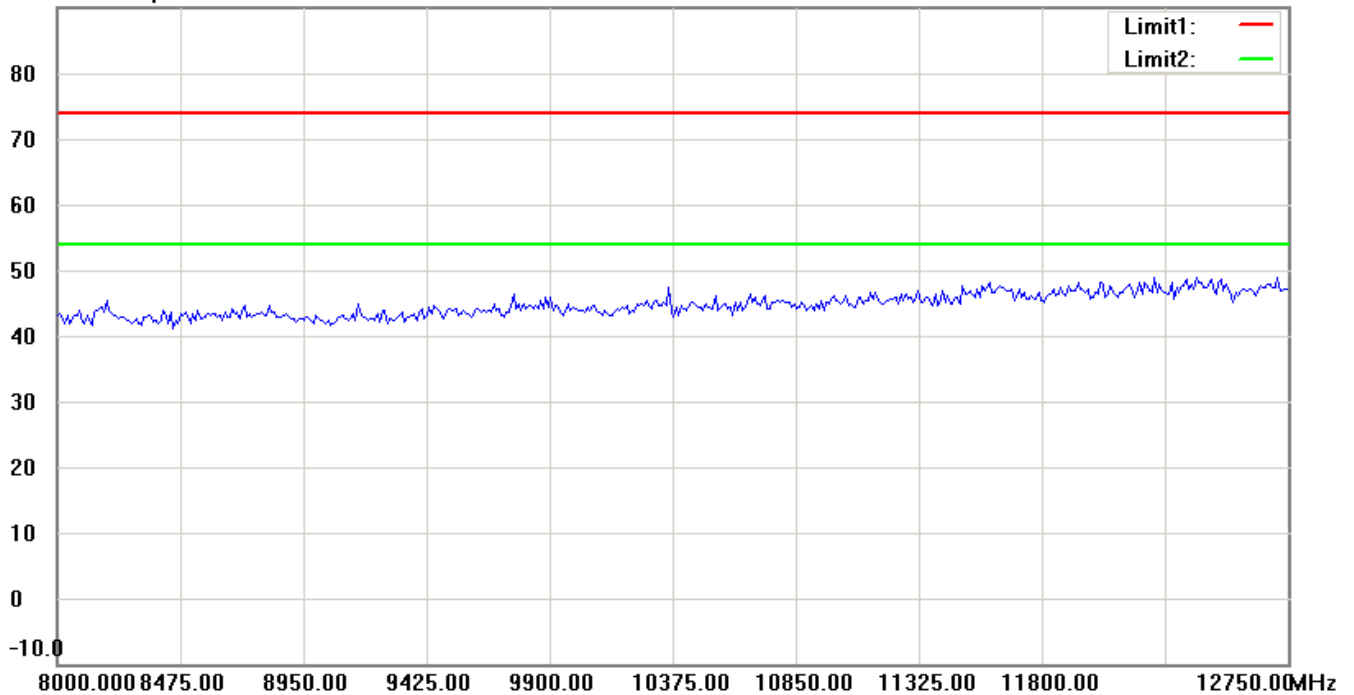


Worldwide Testing Services(Taiwan) Co., Ltd.

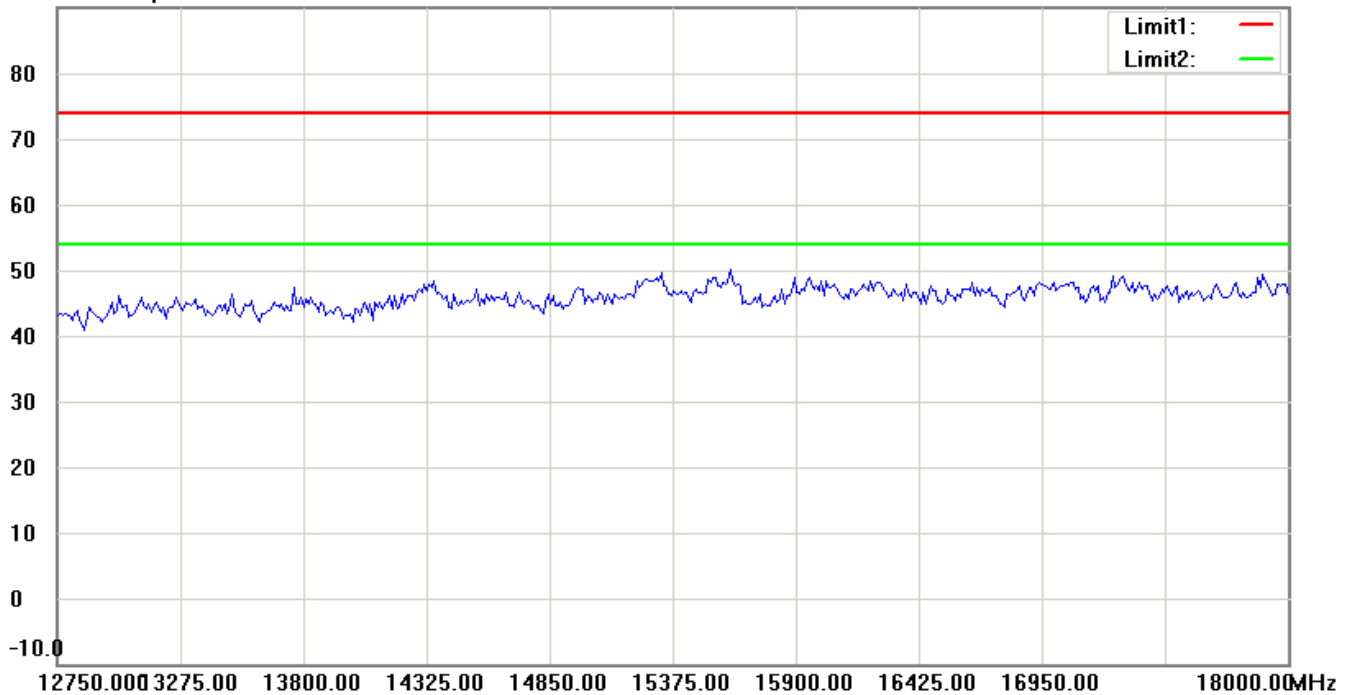
Report Number: W6M21308-13443-P-2224

FCC ID: GX9MX

90.0 dBuV/m



90.0 dBuV/m



Up Line: Peak Limit Line Down Line: Ave Limit Line

Note:

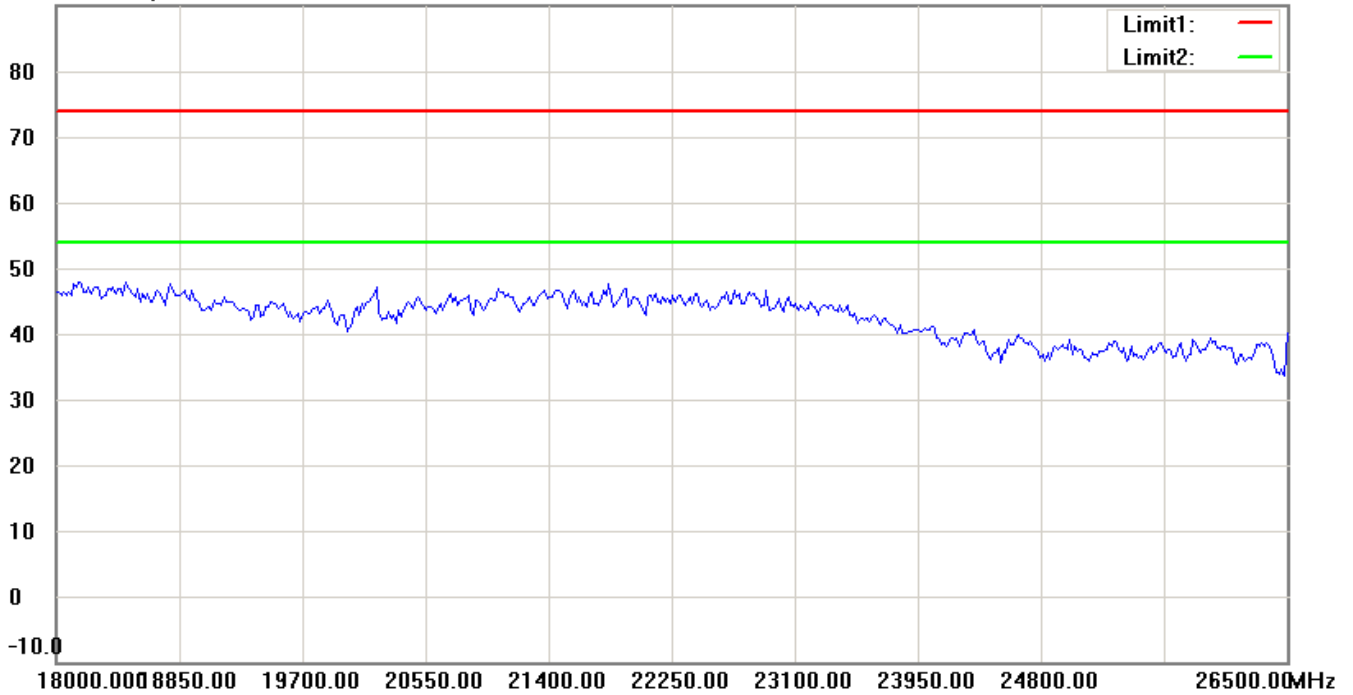
1. The attached measurement plots are preliminarily pre-scanned with peak detector for determining the final checking frequencies and are for reference only.
2. The some frequencies may exceed the limit line without the specified detectors, but that cannot present the results are failed to the specification of test standard.
3. For corrected test results are listed in the relevant table of radiated test data of this test report.



Report Number: W6M21308-13443-P-2224

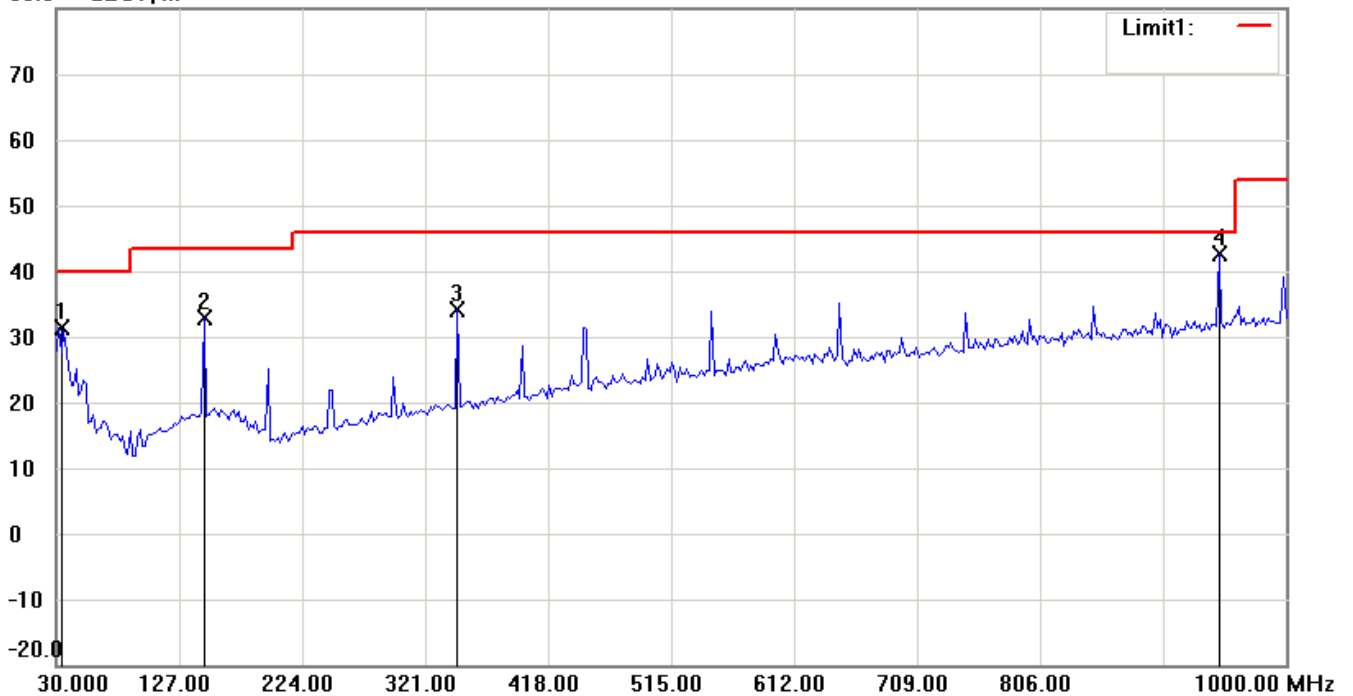
FCC ID: GX9MX

90.0 dBuV/m



Antenna Polarization V


80.0 dBuV/m



Up Line: Peak Limit Line Down Line: Ave Limit Line

Note:

1. The attached measurement plots are preliminarily pre-scanned with peak detector for determining the final checking frequencies and are for reference only.
2. The some frequencies may exceed the limit line without the specified detectors, but that cannot present the results are failed to the specification of test standard.
3. For corrected test results are listed in the relevant table of radiated test data of this test report.

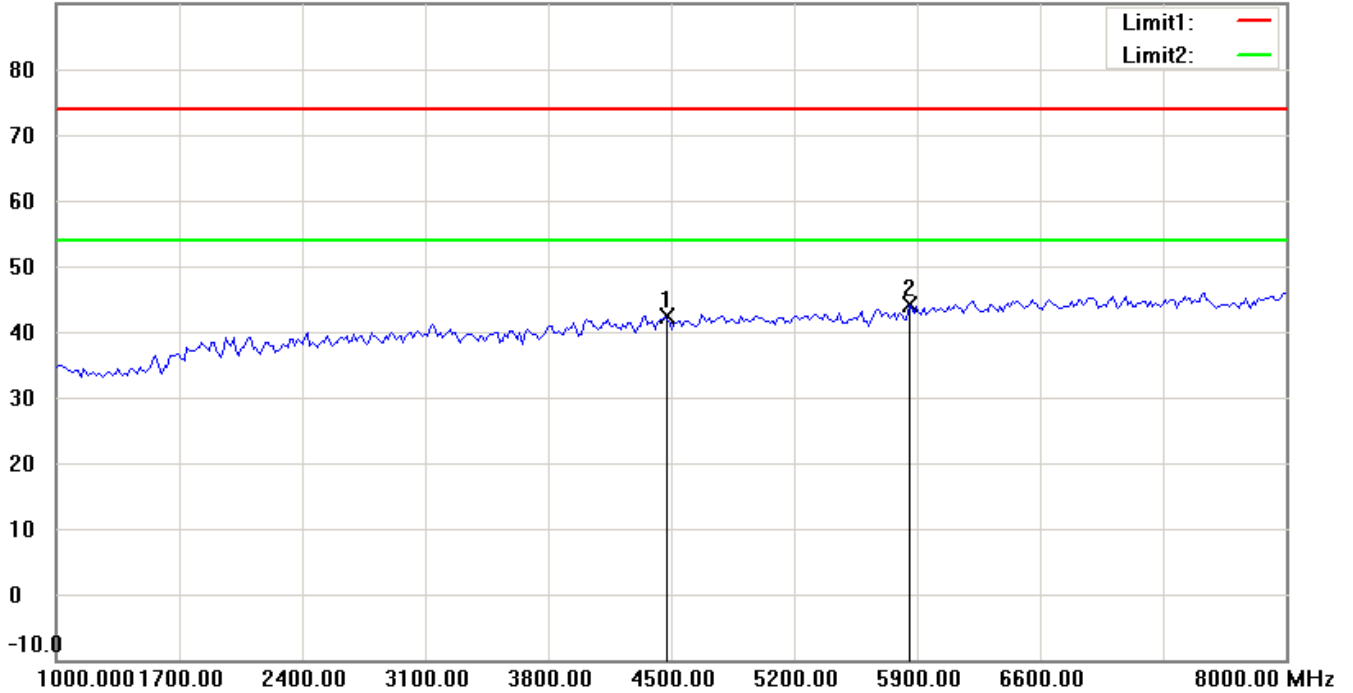


Worldwide Testing Services(Taiwan) Co., Ltd.

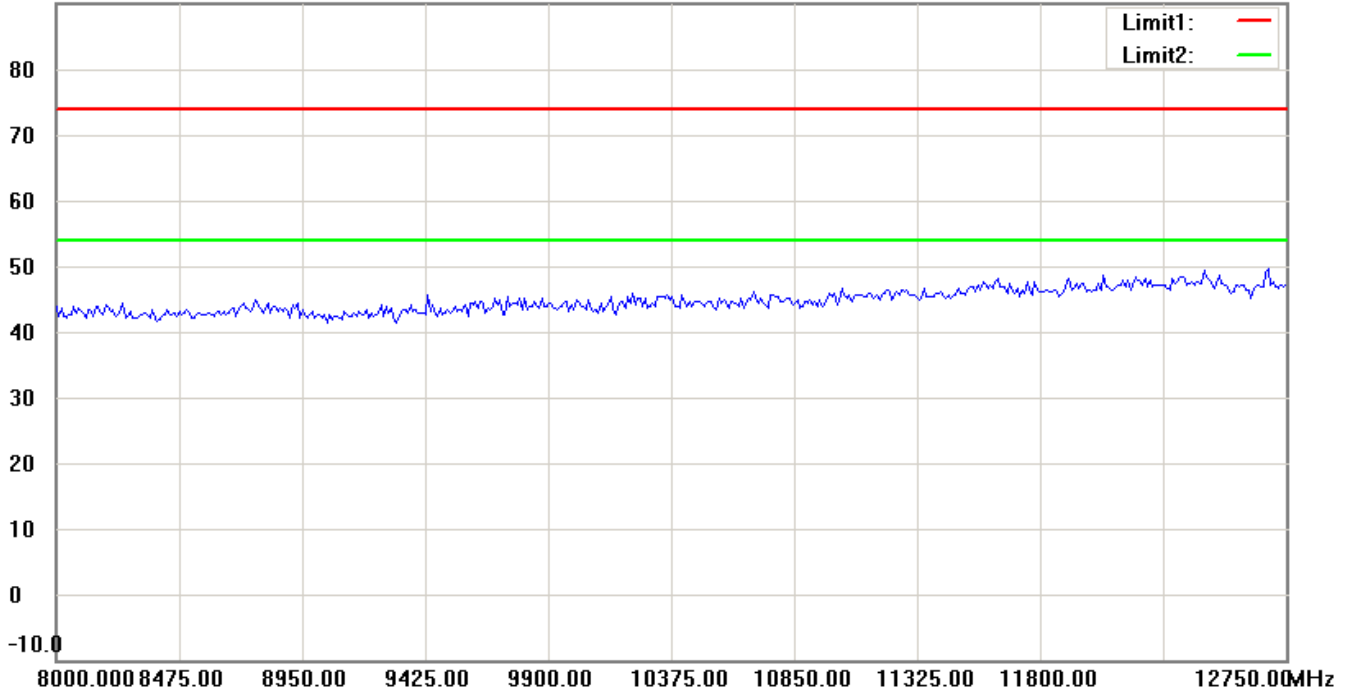
Report Number: W6M21308-13443-P-2224

FCC ID: GX9MX

90.0 dBuV/m




90.0 dBuV/m



Up Line: Peak Limit Line Down Line: Ave Limit Line

Note:

1. The attached measurement plots are preliminarily pre-scanned with peak detector for determining the final checking frequencies and are for reference only.
2. The some frequencies may exceed the limit line without the specified detectors, but that cannot present the results are failed to the specification of test standard.
3. For corrected test results are listed in the relevant table of radiated test data of this test report.

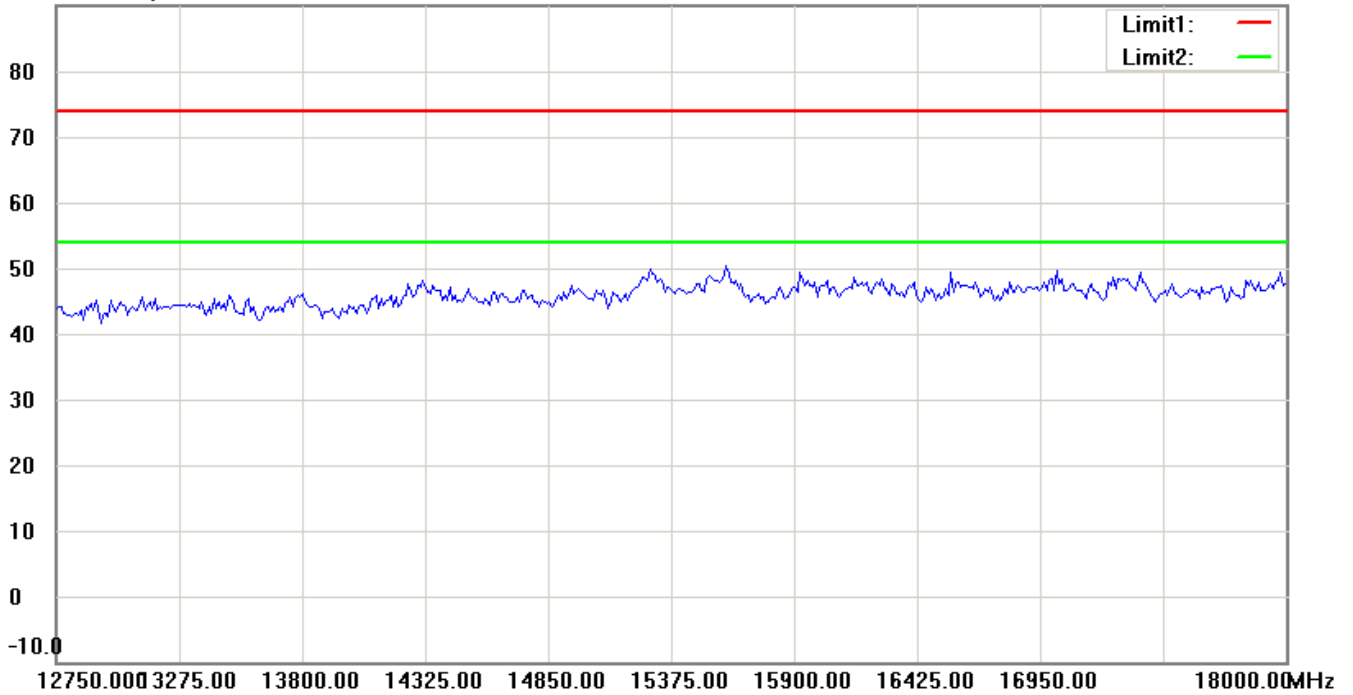


Worldwide Testing Services(Taiwan) Co., Ltd.

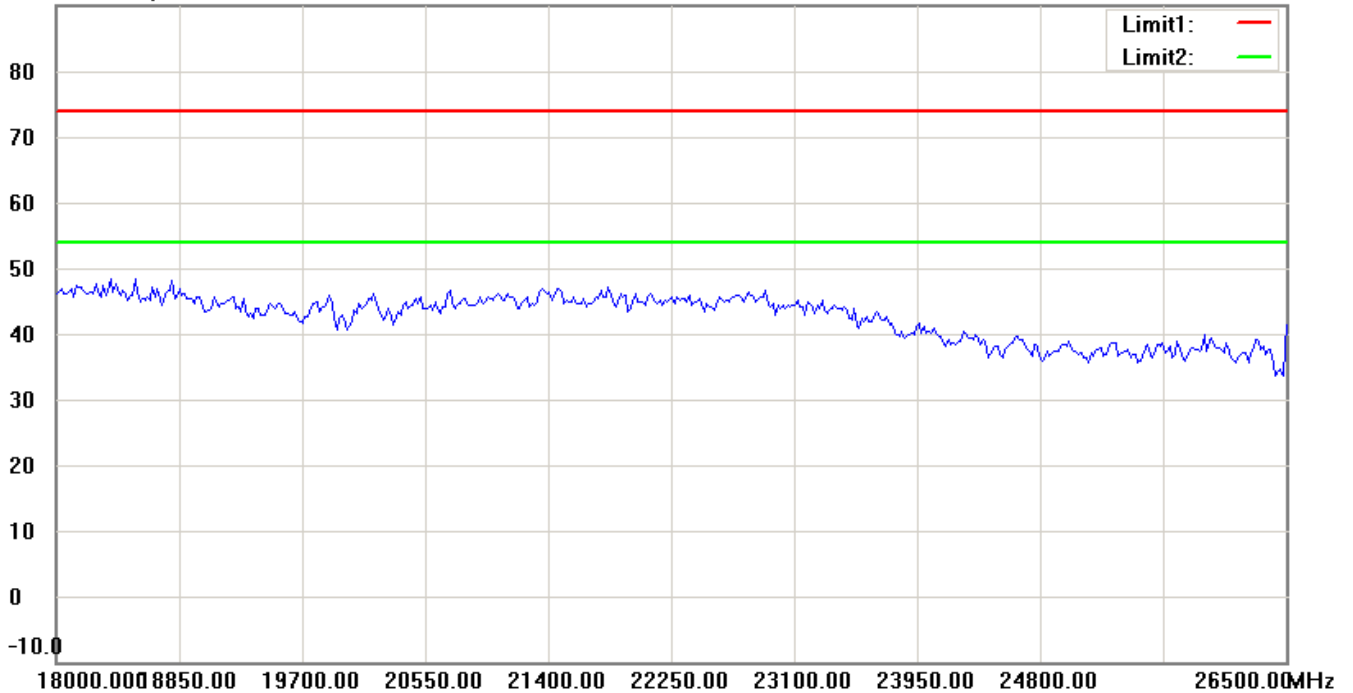
Report Number: W6M21308-13443-P-2224

FCC ID: GX9MX

90.0 dBuV/m




90.0 dBuV/m



Up Line: Peak Limit Line Down Line: Ave Limit Line

Note:

1. The attached measurement plots are preliminarily pre-scanned with peak detector for determining the final checking frequencies and are for reference only.
2. The some frequencies may exceed the limit line without the specified detectors, but that cannot present the results are failed to the specification of test standard.
3. For corrected test results are listed in the relevant table of radiated test data of this test report.

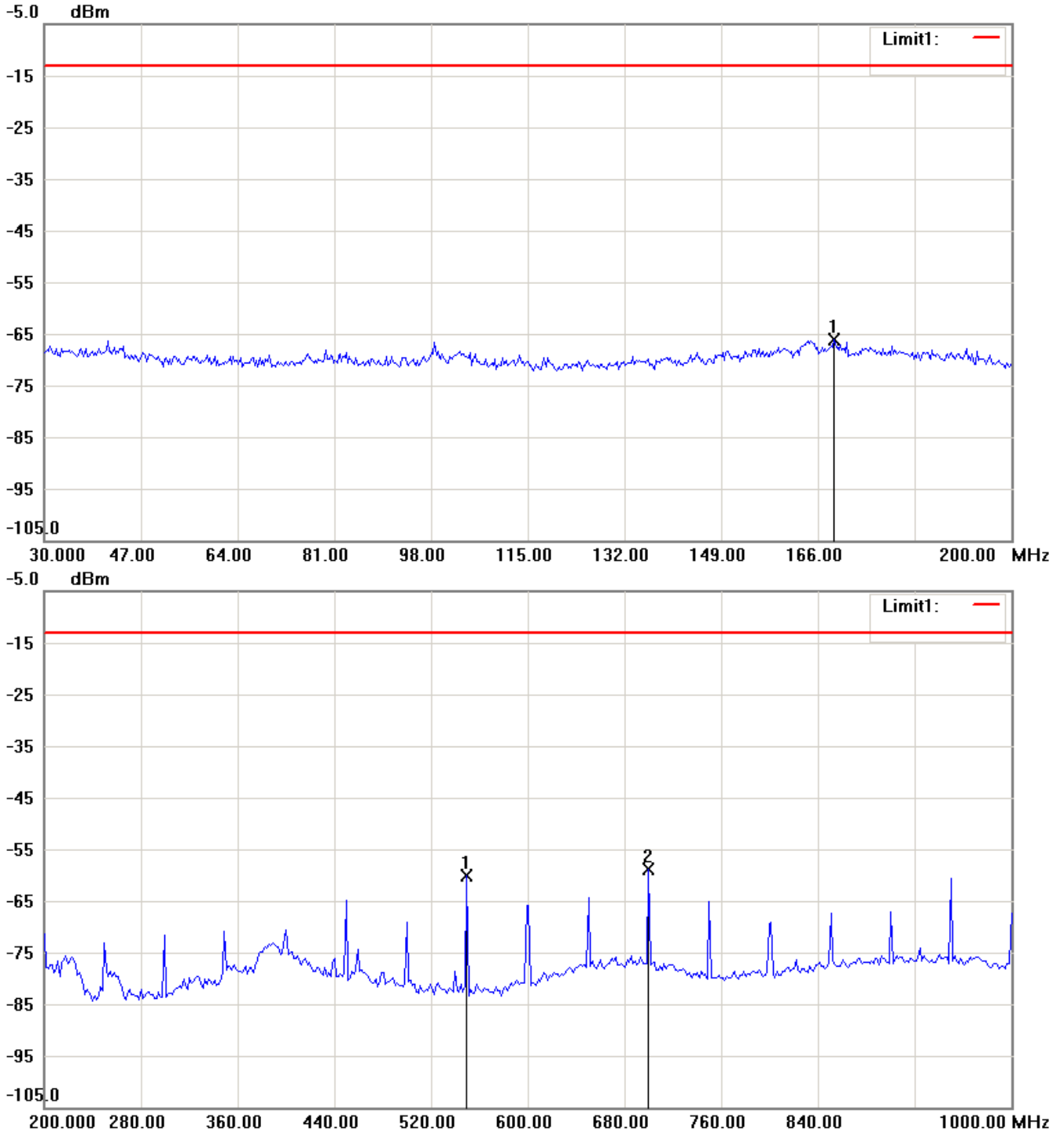


Report Number: W6M21308-13443-P-2224

FCC ID: GX9MX

Band V_CH 4132_7 V

Antenna Polarization H



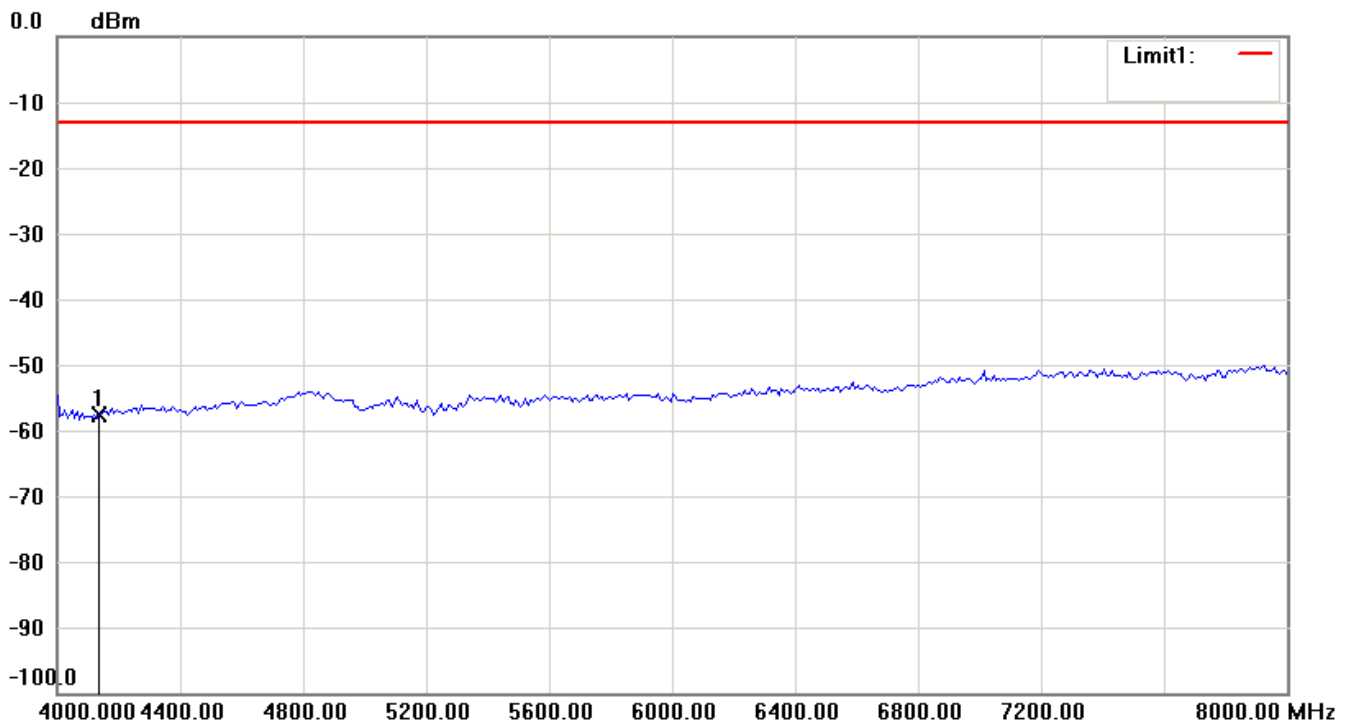
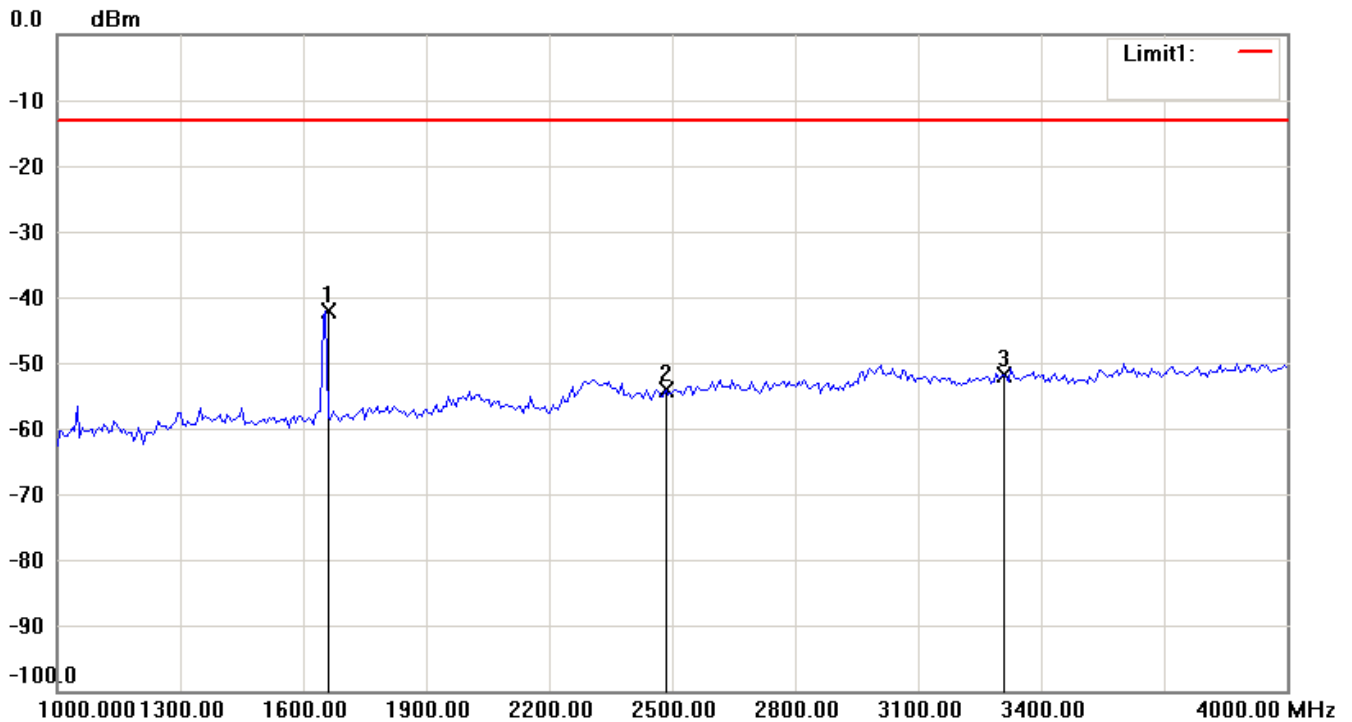
Note:

1. The attached measurement plots are preliminarily pre-scanned with peak detector for determining the final checking frequencies and are for reference only.
2. The some frequencies may exceed the limit line without the specified detectors, but that cannot present the results are failed to the specification of test standard.
3. For corrected test results are listed in the relevant table of radiated test data of this test report.



Report Number: W6M21308-13443-P-2224

FCC ID: GX9MX



Note:

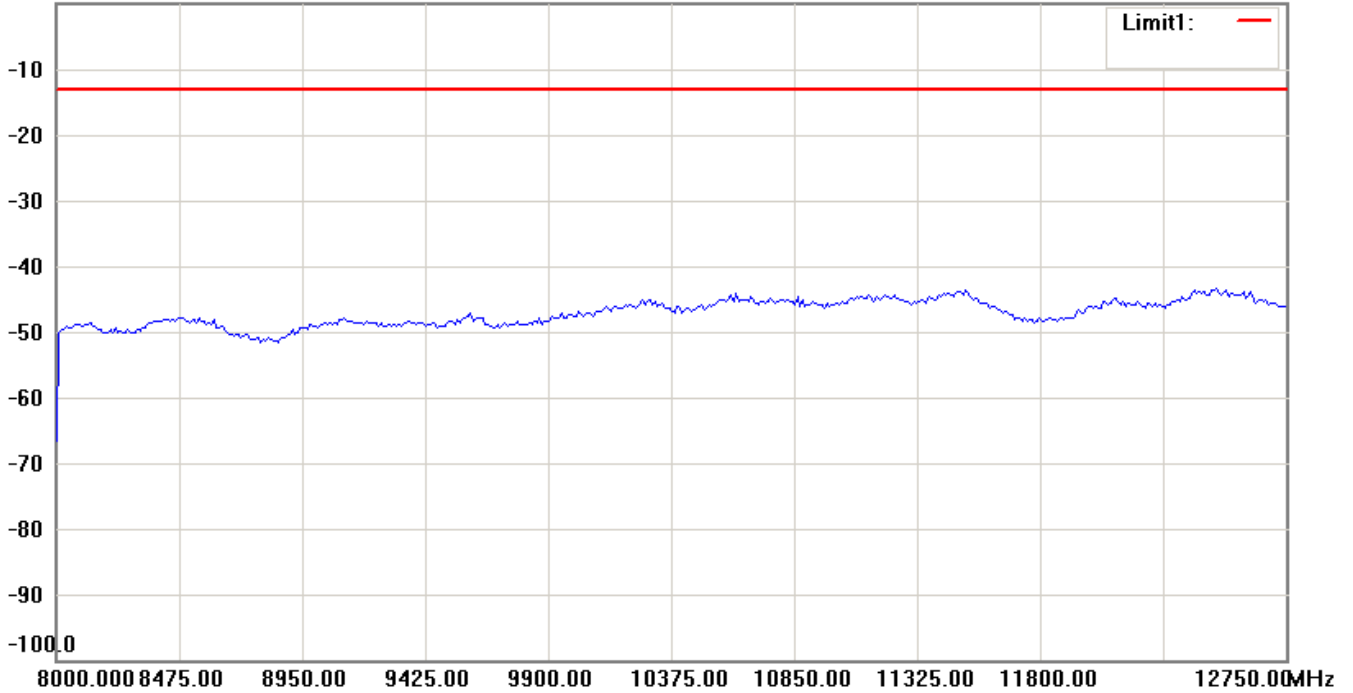
1. The attached measurement plots are preliminarily pre-scanned with peak detector for determining the final checking frequencies and are for reference only.
2. The some frequencies may exceed the limit line without the specified detectors, but that cannot present the results are failed to the specification of test standard.
3. For corrected test results are listed in the relevant table of radiated test data of this test report.



Report Number: W6M21308-13443-P-2224

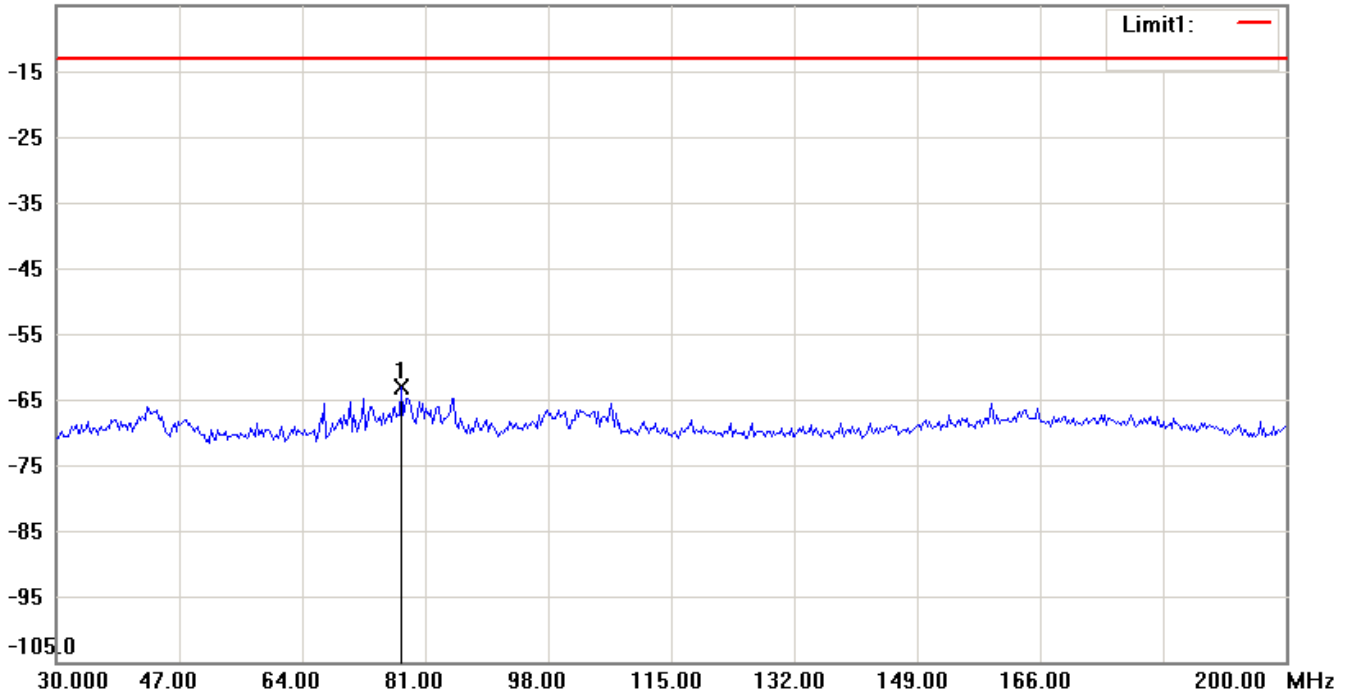
FCC ID: GX9MX

0.0 dBm




Antenna Polarization V

-5.0 dBm



Note:

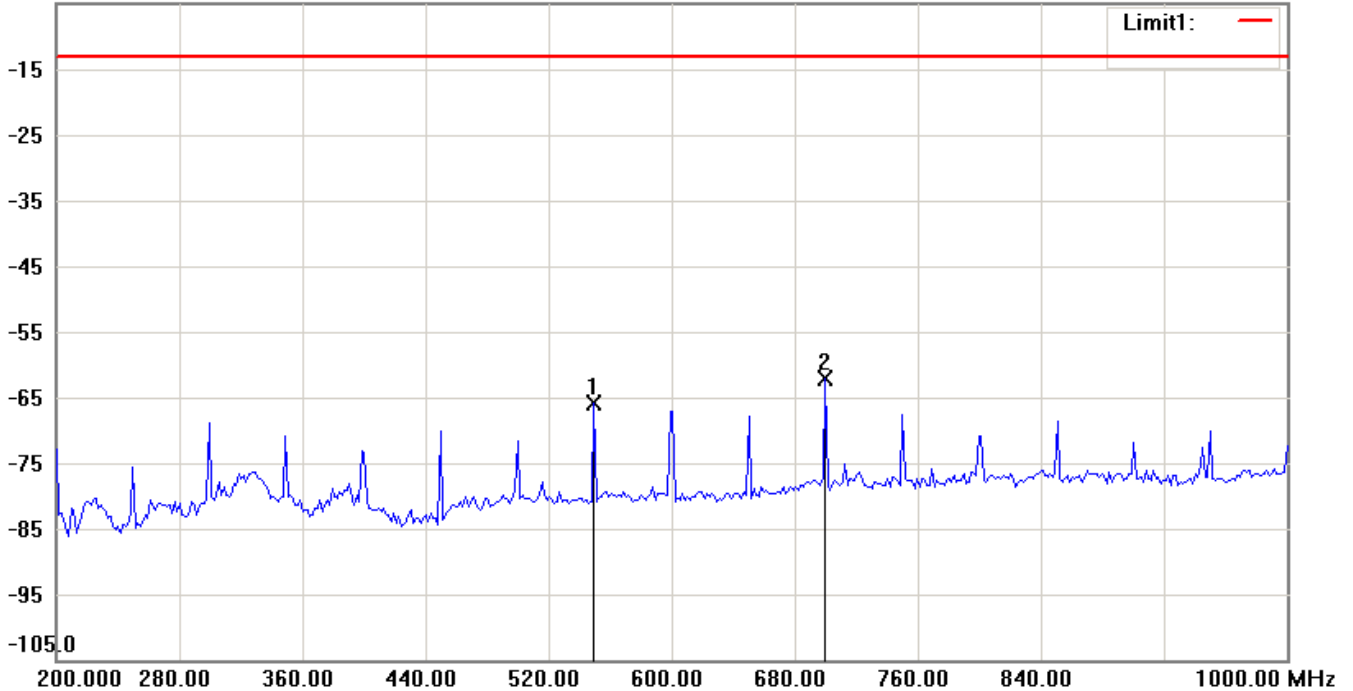
1. The attached measurement plots are preliminarily pre-scanned with peak detector for determining the final checking frequencies and are for reference only.
2. The some frequencies may exceed the limit line without the specified detectors, but that cannot present the results are failed to the specification of test standard.
3. For corrected test results are listed in the relevant table of radiated test data of this test report.



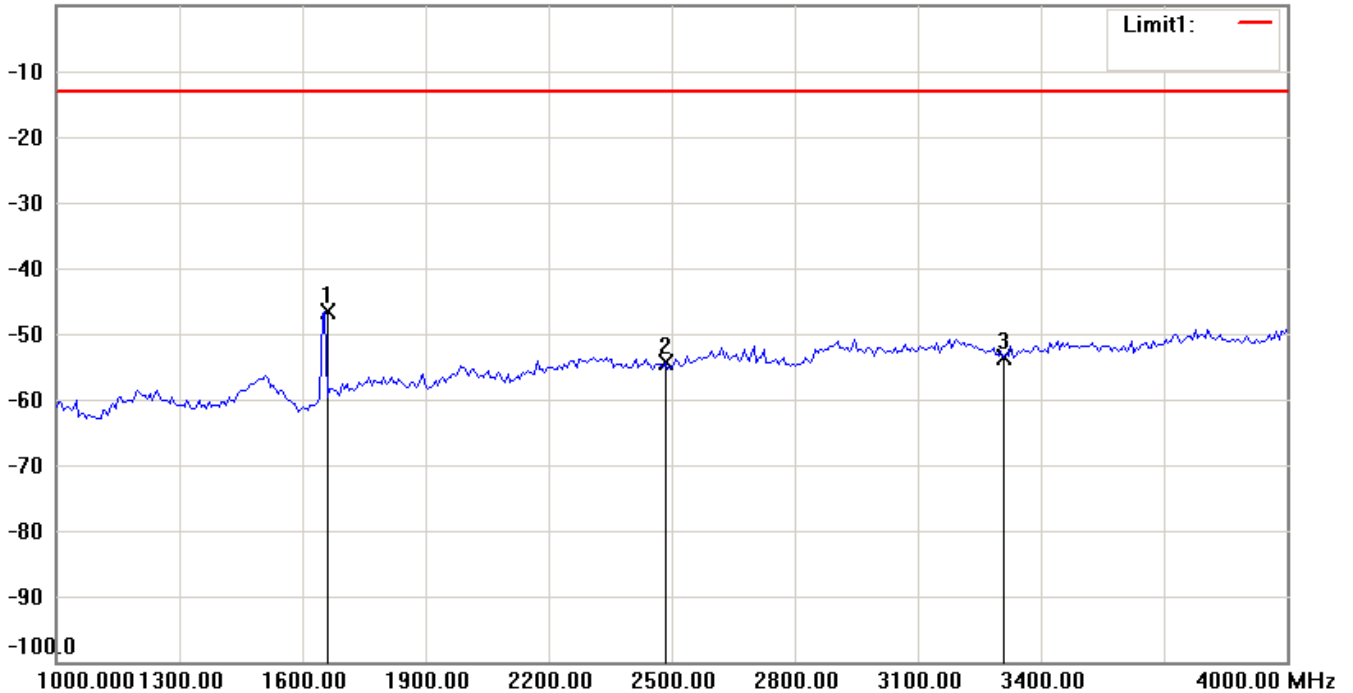
Report Number: W6M21308-13443-P-2224

FCC ID: GX9MX

-5.0 dBm



0.0 dBm



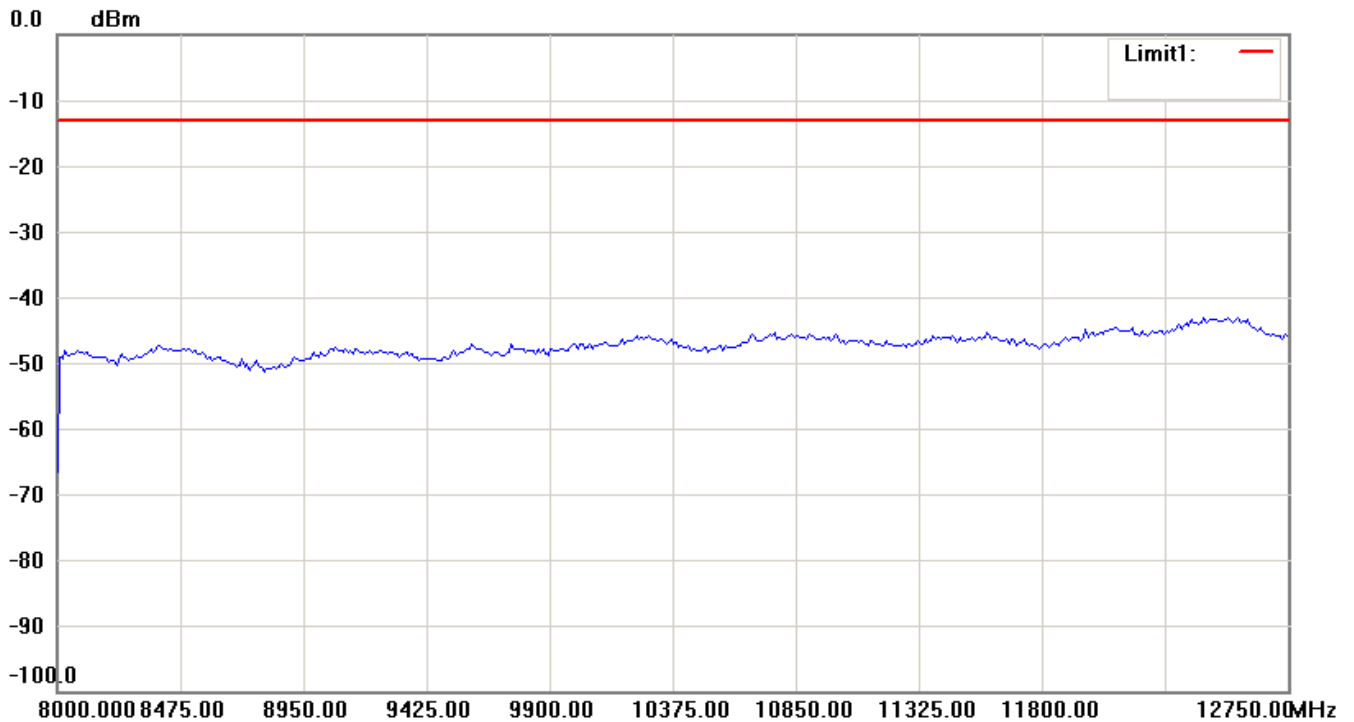
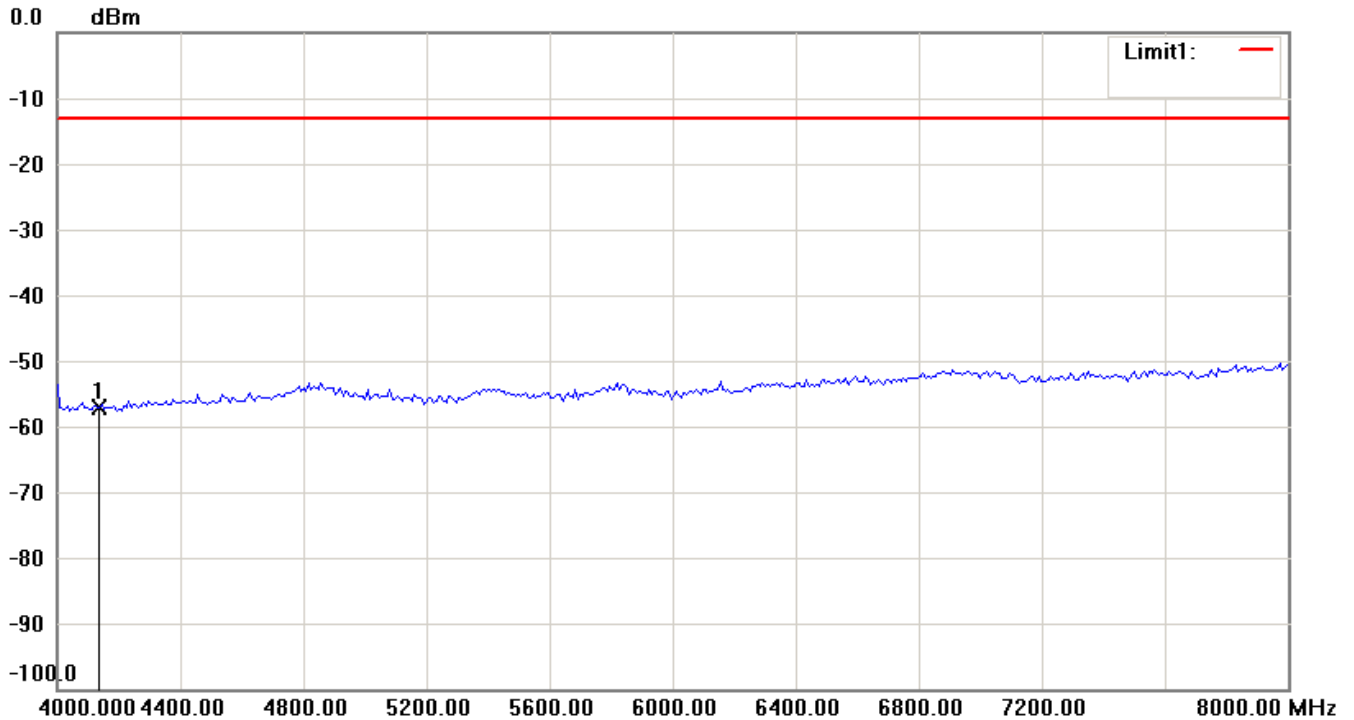
Note:

1. The attached measurement plots are preliminarily pre-scanned with peak detector for determining the final checking frequencies and are for reference only.
2. The some frequencies may exceed the limit line without the specified detectors, but that cannot present the results are failed to the specification of test standard.
3. For corrected test results are listed in the relevant table of radiated test data of this test report.




Report Number: W6M21308-13443-P-2224

FCC ID: GX9MX



Note:

1. The attached measurement plots are preliminarily pre-scanned with peak detector for determining the final checking frequencies and are for reference only.
2. The some frequencies may exceed the limit line without the specified detectors, but that cannot present the results are failed to the specification of test standard.
3. For corrected test results are listed in the relevant table of radiated test data of this test report.

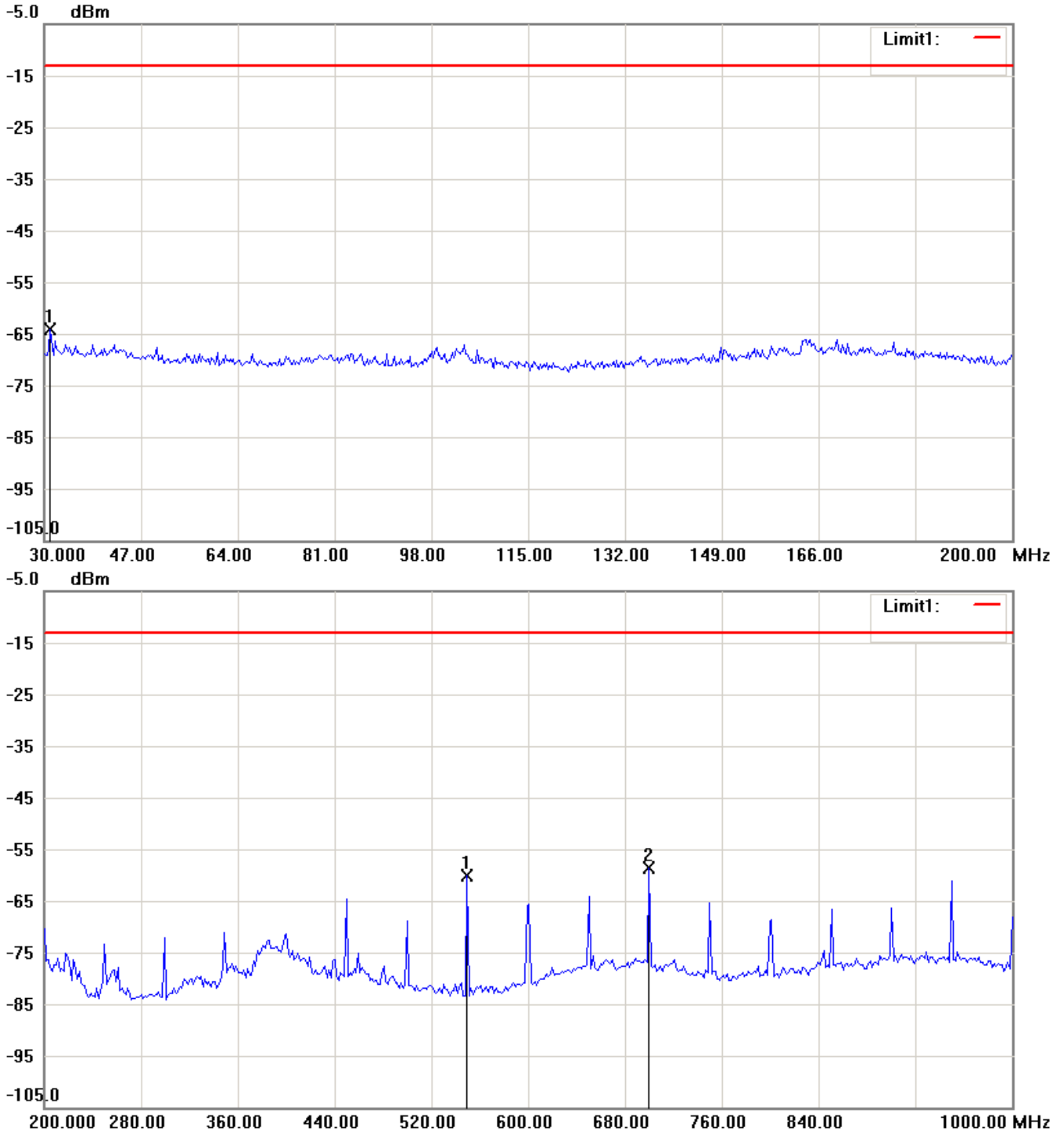


Report Number: W6M21308-13443-P-2224

FCC ID: GX9MX

Band V_CH 4132_7.92 V

Antenna Polarization H



Note:

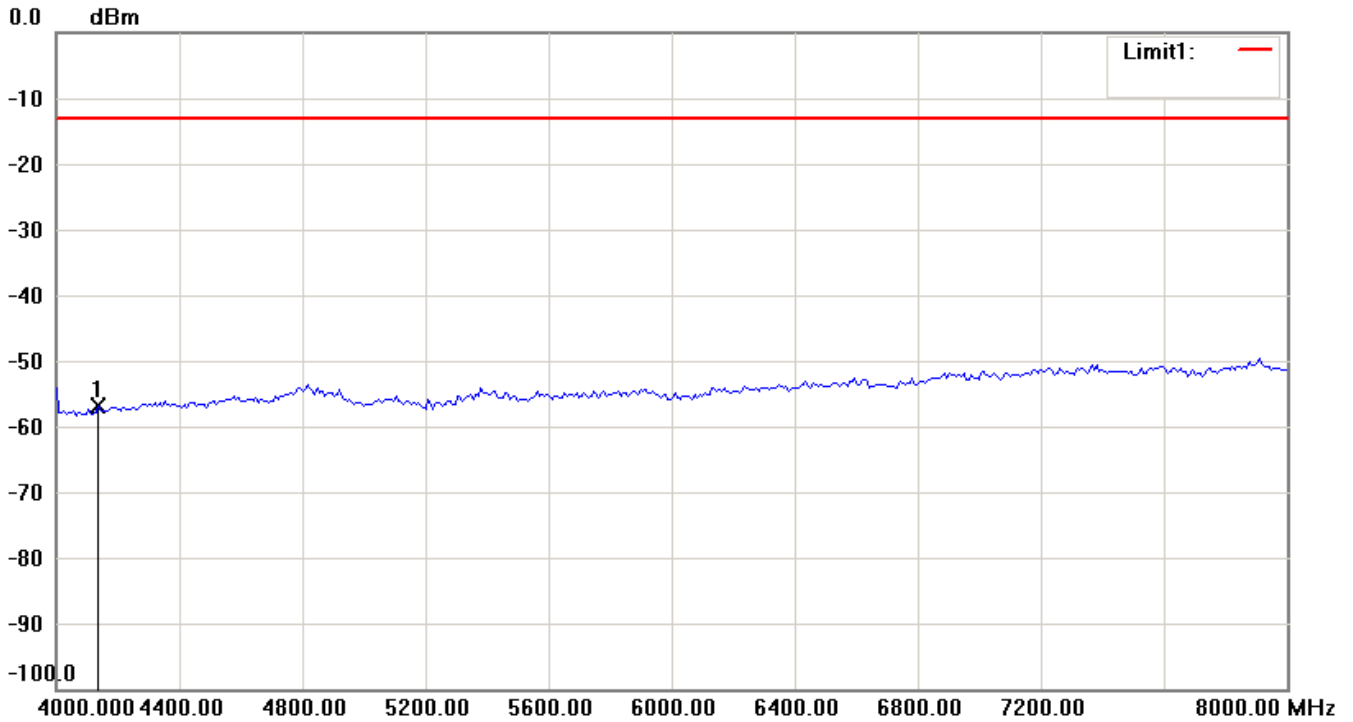
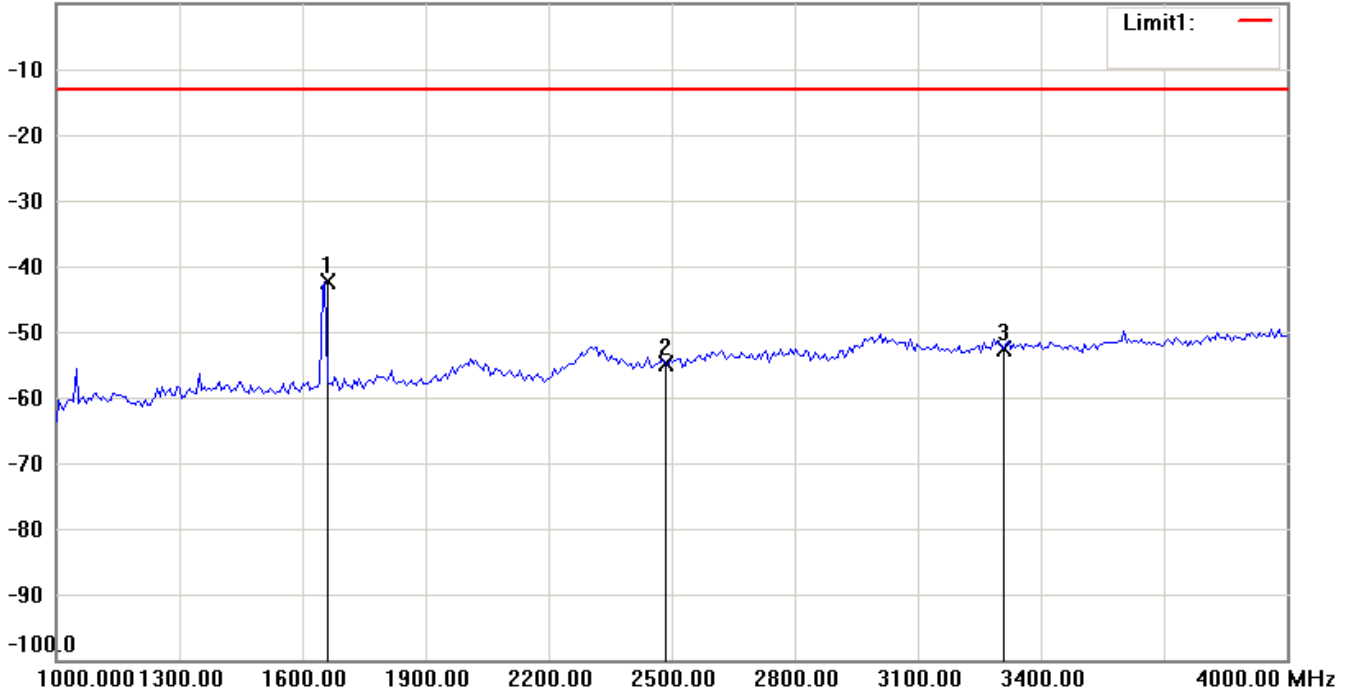
1. The attached measurement plots are preliminarily pre-scanned with peak detector for determining the final checking frequencies and are for reference only.
2. The some frequencies may exceed the limit line without the specified detectors, but that cannot present the results are failed to the specification of test standard.
3. For corrected test results are listed in the relevant table of radiated test data of this test report.



Report Number: W6M21308-13443-P-2224

FCC ID: GX9MX

0.0 dBm



Note:

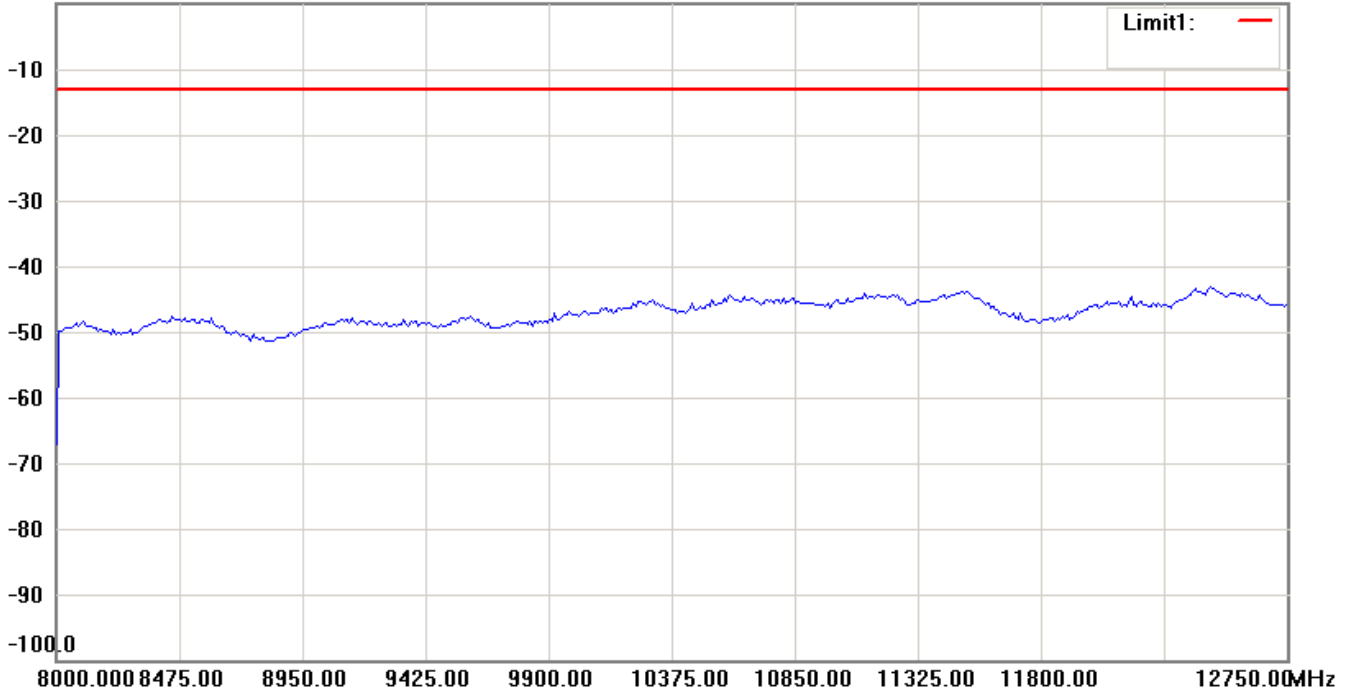
1. The attached measurement plots are preliminarily pre-scanned with peak detector for determining the final checking frequencies and are for reference only.
2. The some frequencies may exceed the limit line without the specified detectors, but that cannot present the results are failed to the specification of test standard.
3. For corrected test results are listed in the relevant table of radiated test data of this test report.



Report Number: W6M21308-13443-P-2224

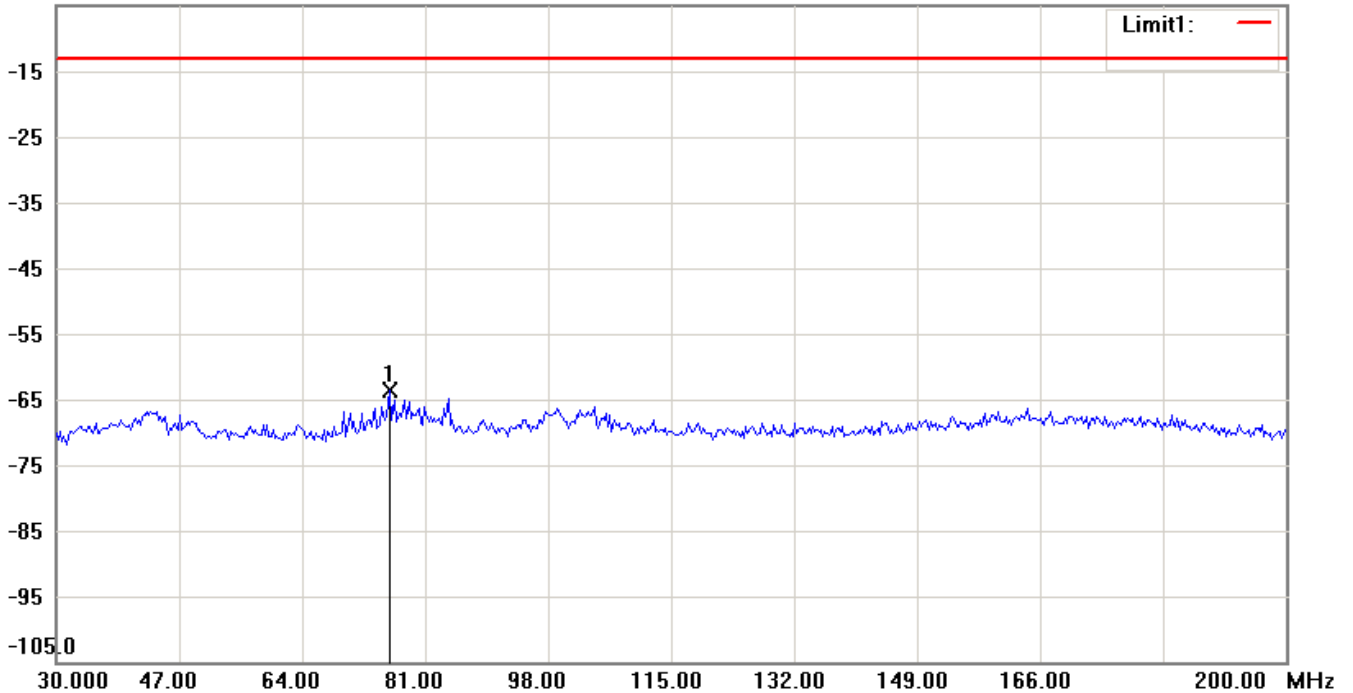
FCC ID: GX9MX

0.0 dBm




Antenna Polarization V

-5.0 dBm



Note:

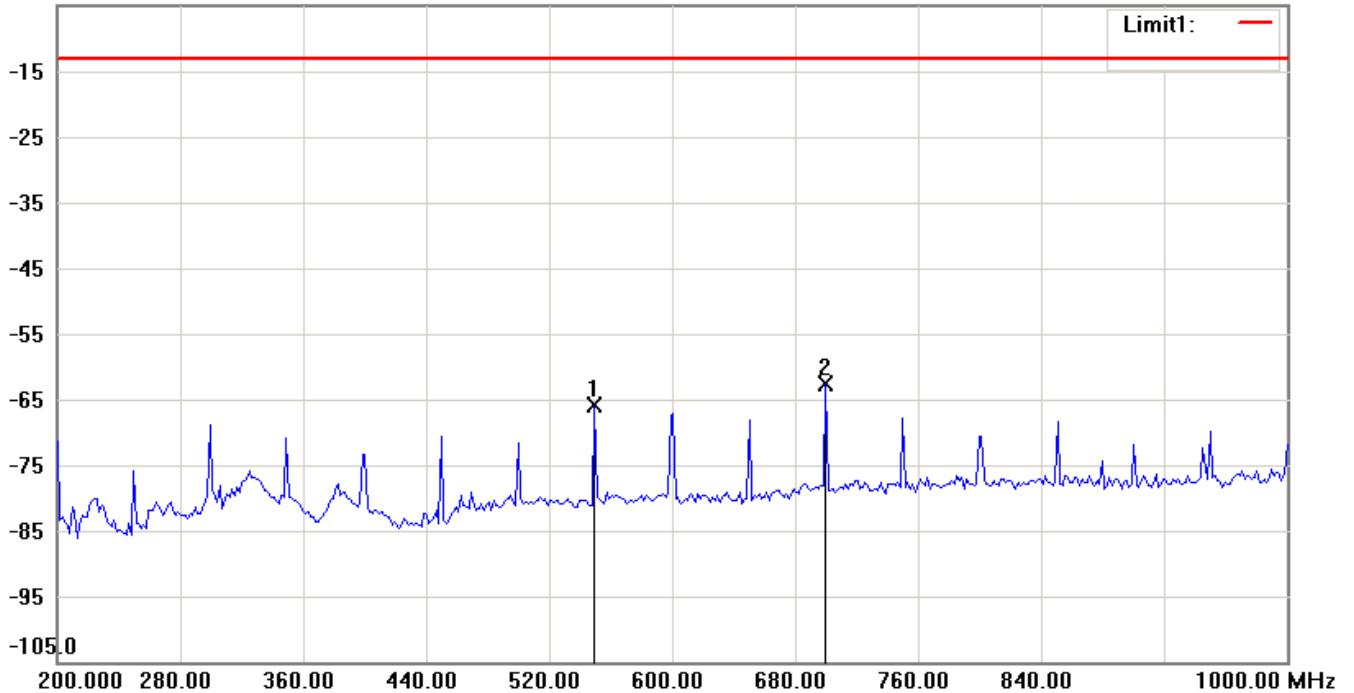
1. The attached measurement plots are preliminarily pre-scanned with peak detector for determining the final checking frequencies and are for reference only.
2. The some frequencies may exceed the limit line without the specified detectors, but that cannot present the results are failed to the specification of test standard.
3. For corrected test results are listed in the relevant table of radiated test data of this test report.



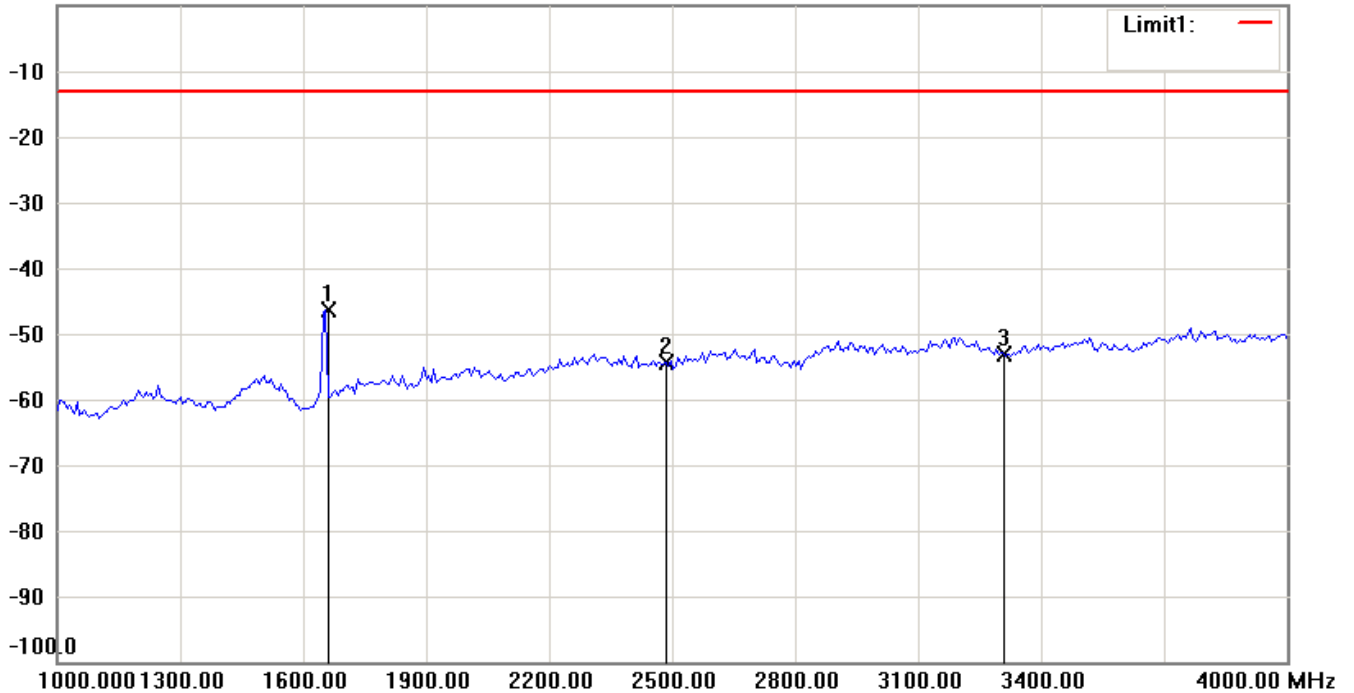
Report Number: W6M21308-13443-P-2224

FCC ID: GX9MX

-5.0 dBm




0.0 dBm



Note:

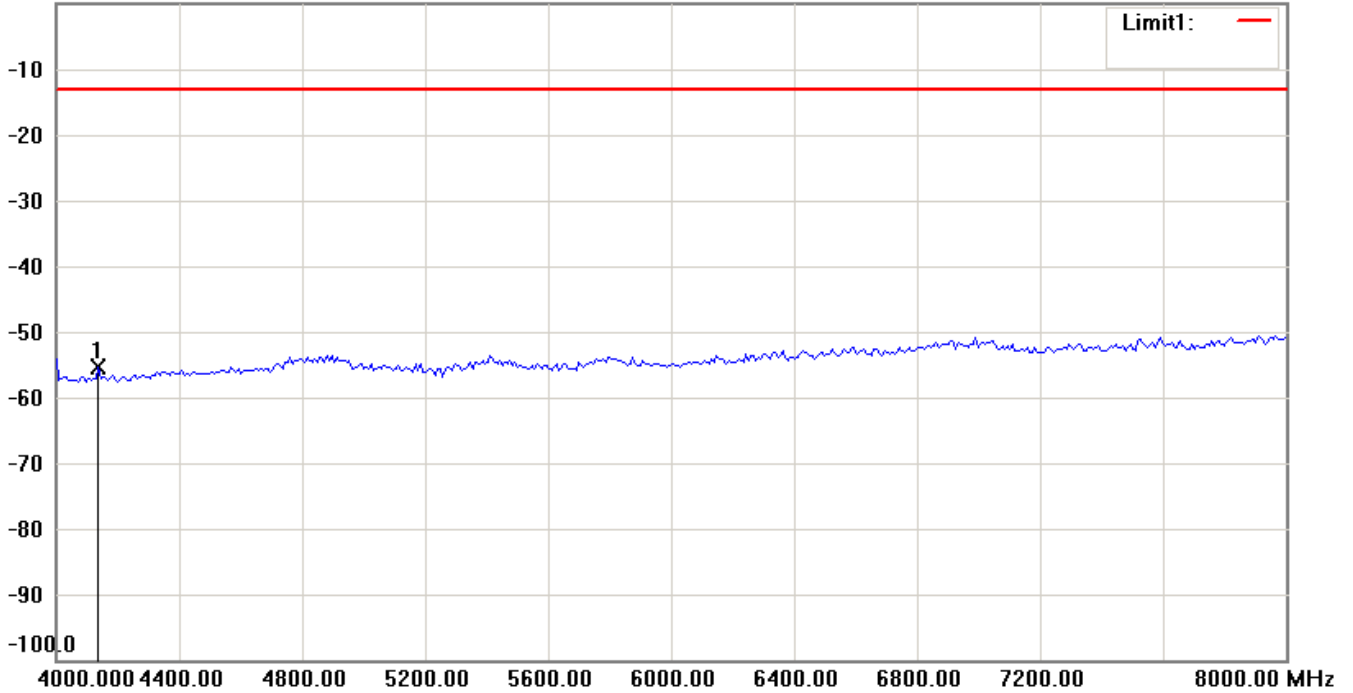
1. The attached measurement plots are preliminarily pre-scanned with peak detector for determining the final checking frequencies and are for reference only.
2. The some frequencies may exceed the limit line without the specified detectors, but that cannot present the results are failed to the specification of test standard.
3. For corrected test results are listed in the relevant table of radiated test data of this test report.



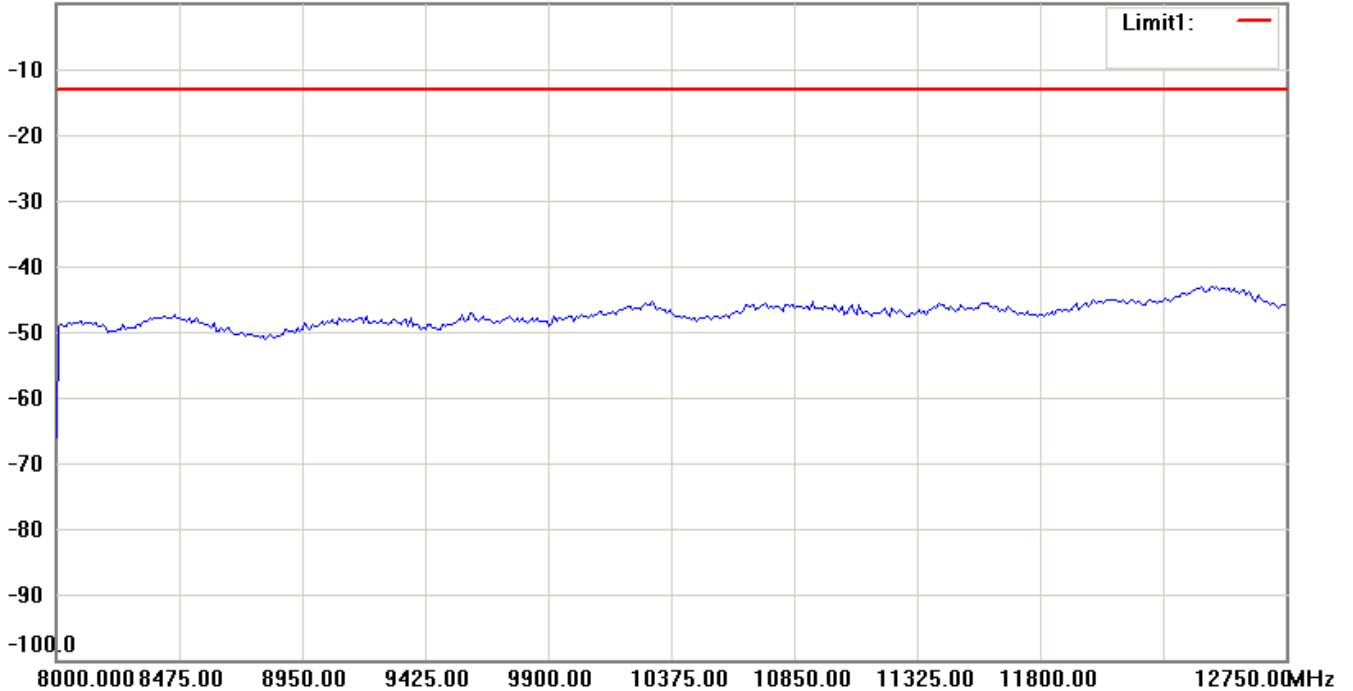
Report Number: W6M21308-13443-P-2224

FCC ID: GX9MX

0.0 dBm




0.0 dBm



Note:

1. The attached measurement plots are preliminarily pre-scanned with peak detector for determining the final checking frequencies and are for reference only.
2. The some frequencies may exceed the limit line without the specified detectors, but that cannot present the results are failed to the specification of test standard.
3. For corrected test results are listed in the relevant table of radiated test data of this test report.

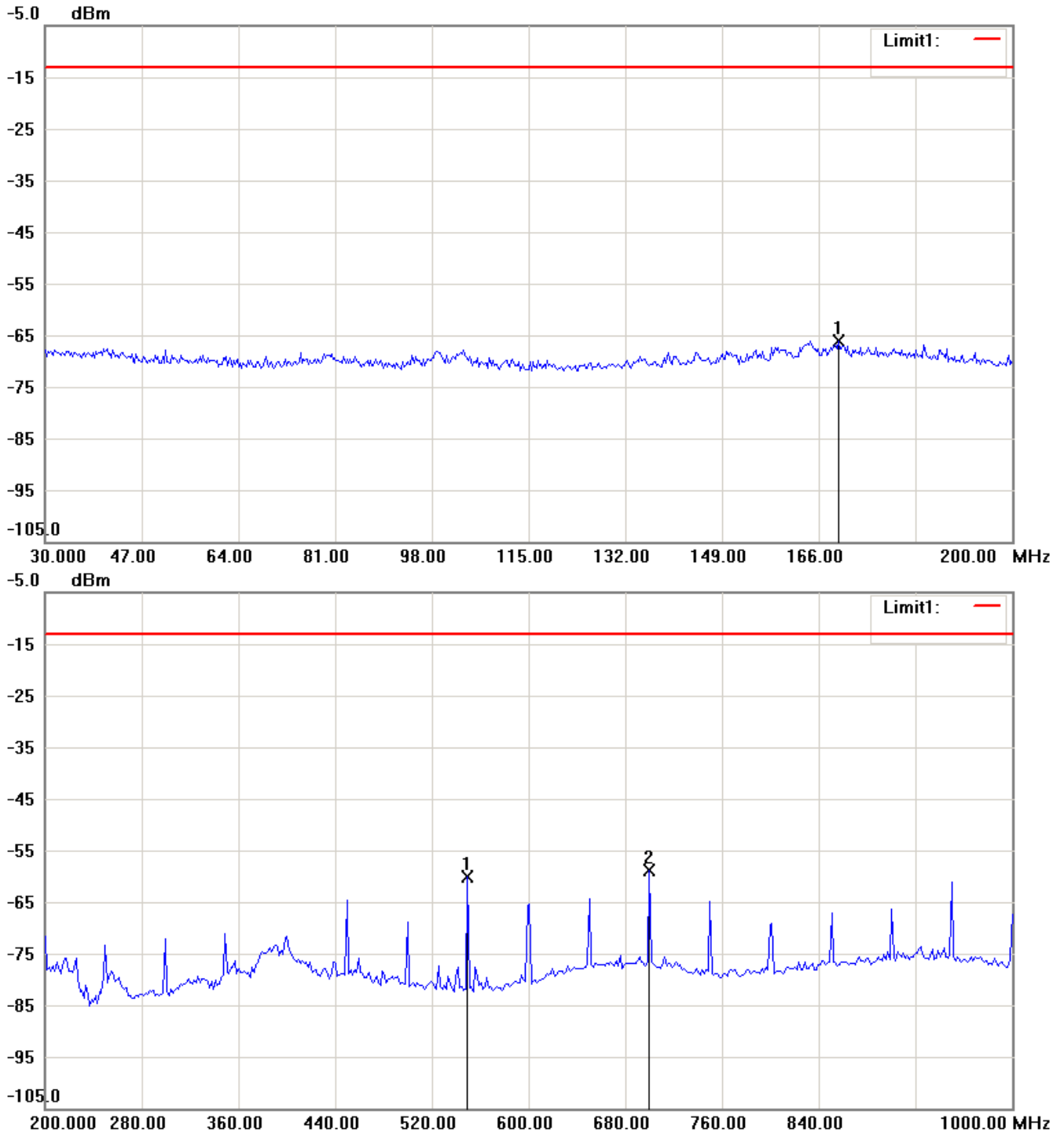


Report Number: W6M21308-13443-P-2224

FCC ID: GX9MX


Band V_CH 4183_7 V

Antenna Polarization H



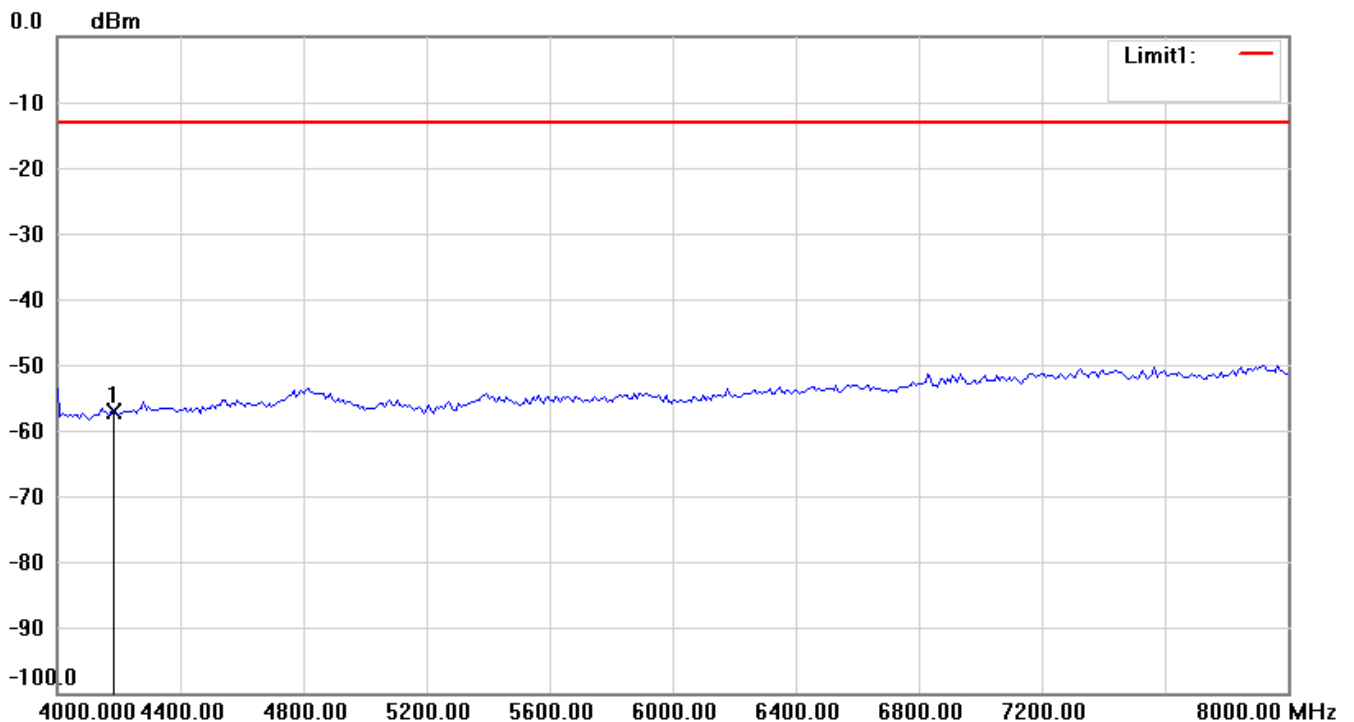
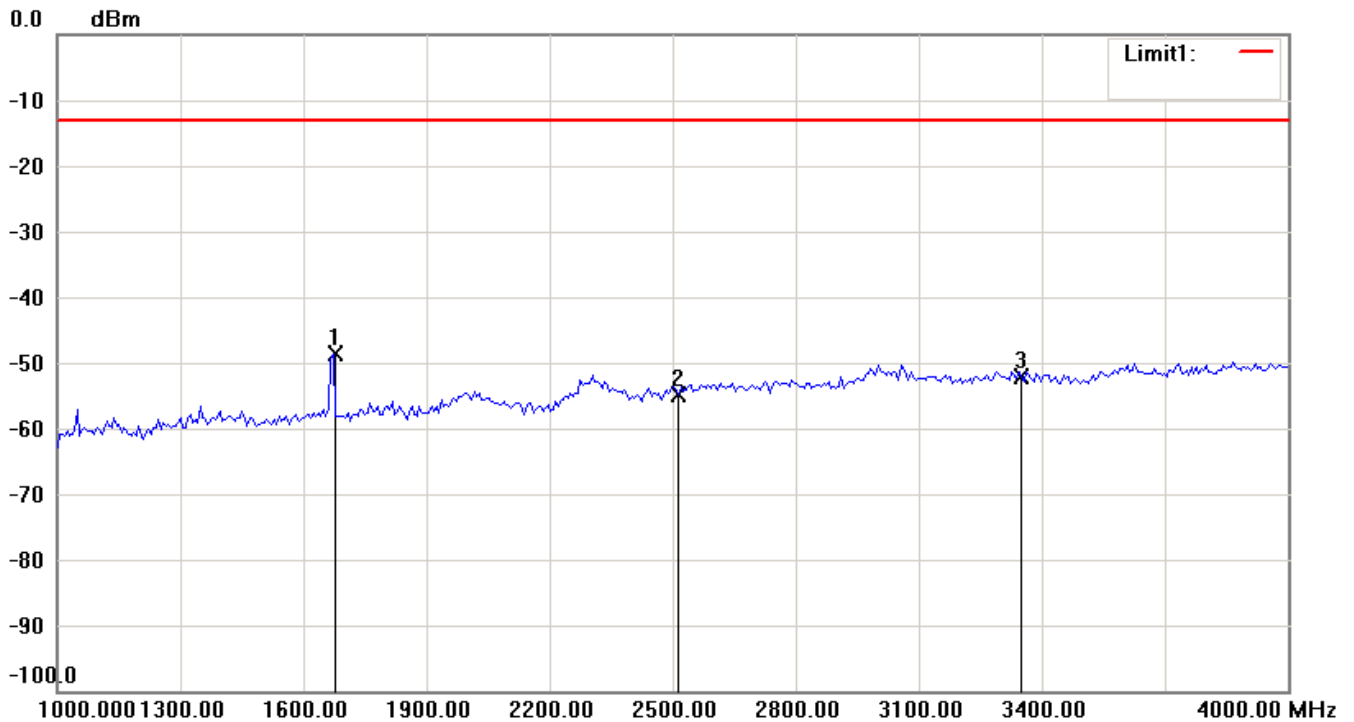
Note:

1. The attached measurement plots are preliminarily pre-scanned with peak detector for determining the final checking frequencies and are for reference only.
2. The some frequencies may exceed the limit line without the specified detectors, but that cannot present the results are failed to the specification of test standard.
3. For corrected test results are listed in the relevant table of radiated test data of this test report.



Report Number: W6M21308-13443-P-2224

FCC ID: GX9MX



Note:

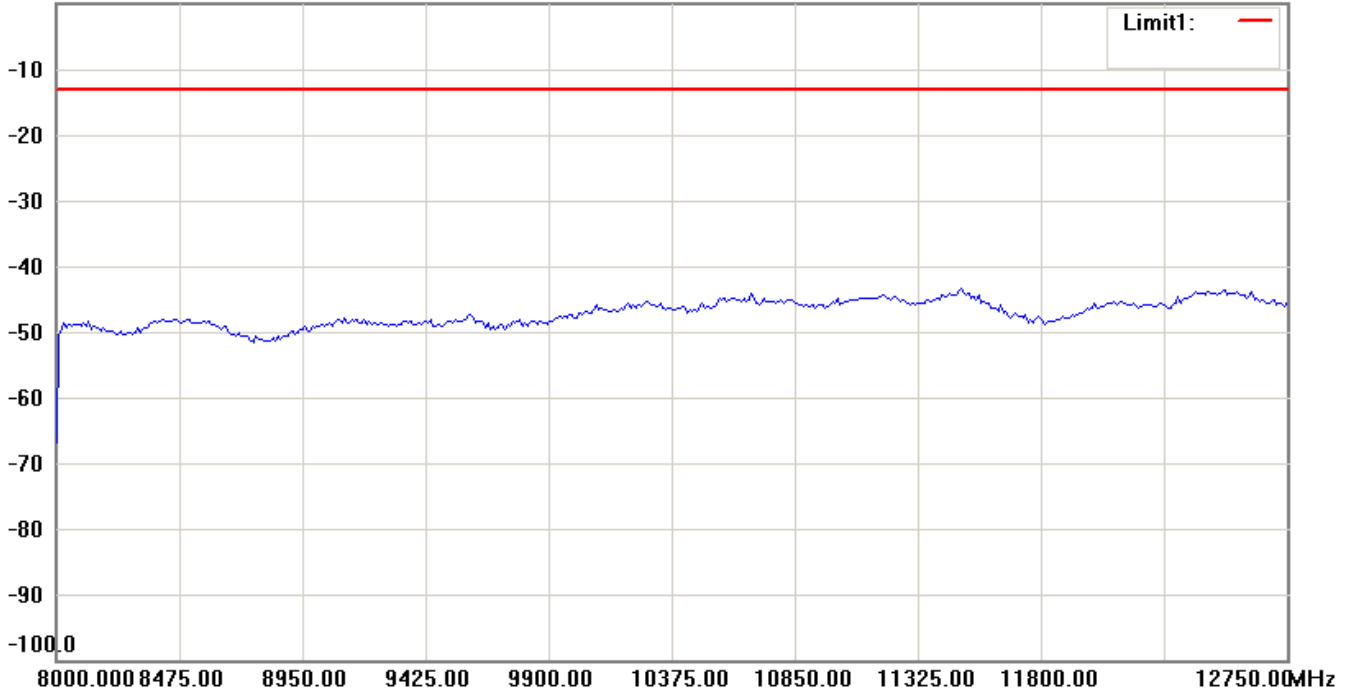
1. The attached measurement plots are preliminarily pre-scanned with peak detector for determining the final checking frequencies and are for reference only.
2. The some frequencies may exceed the limit line without the specified detectors, but that cannot present the results are failed to the specification of test standard.
3. For corrected test results are listed in the relevant table of radiated test data of this test report.



Report Number: W6M21308-13443-P-2224

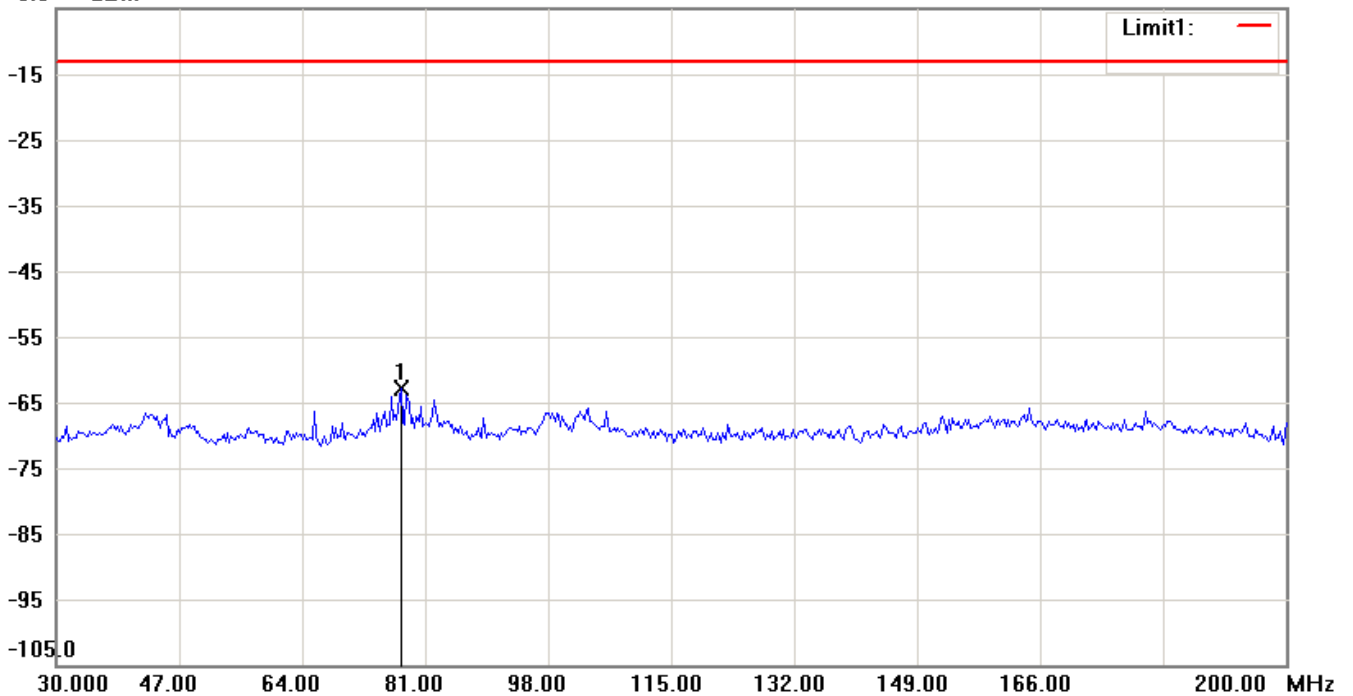
FCC ID: GX9MX

0.0 dBm




Antenna Polarization V

-5.0 dBm



Note:

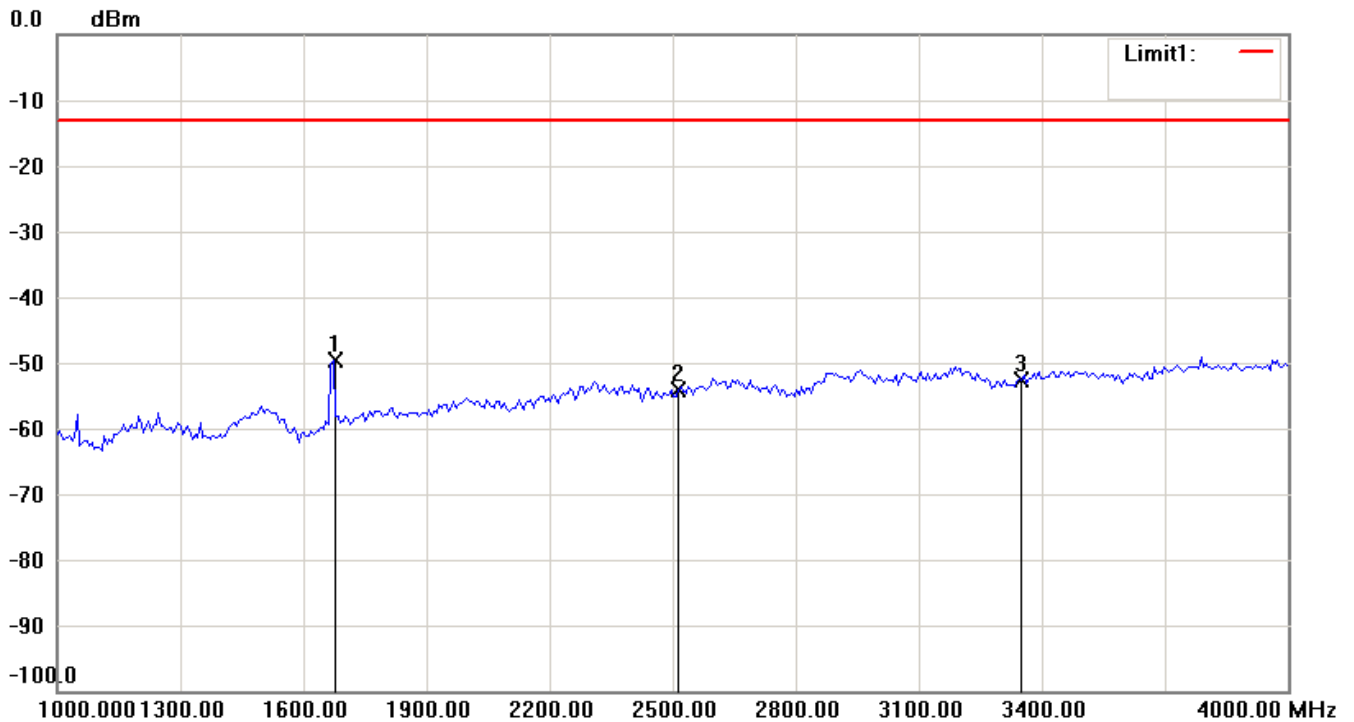
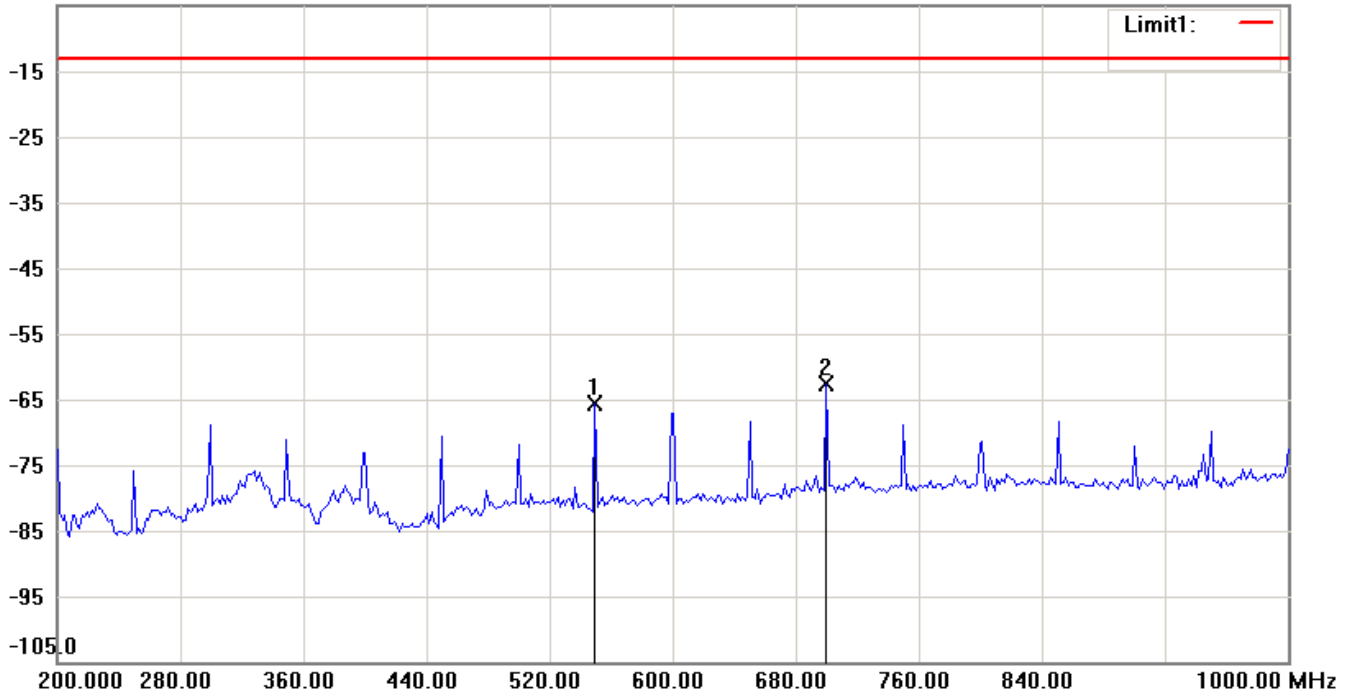
1. The attached measurement plots are preliminarily pre-scanned with peak detector for determining the final checking frequencies and are for reference only.
2. The some frequencies may exceed the limit line without the specified detectors, but that cannot present the results are failed to the specification of test standard.
3. For corrected test results are listed in the relevant table of radiated test data of this test report.



Report Number: W6M21308-13443-P-2224

FCC ID: GX9MX

-5.0 dBm



Note:

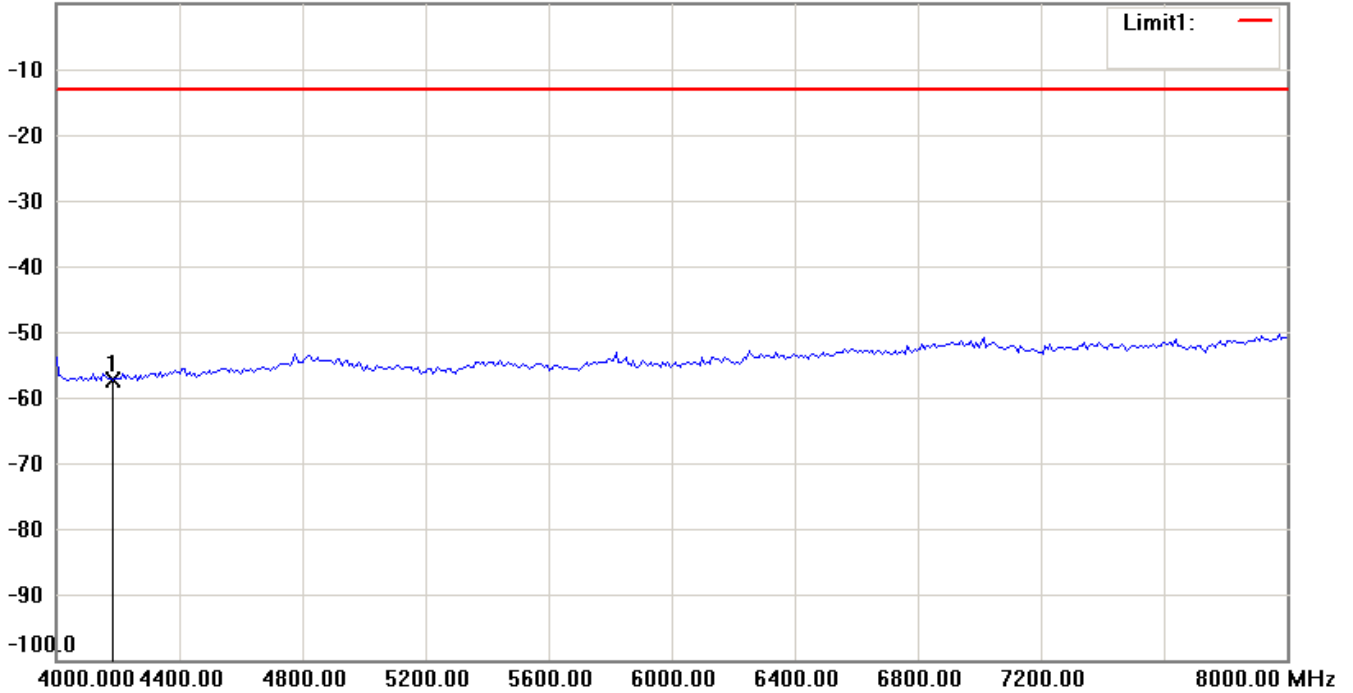
1. The attached measurement plots are preliminarily pre-scanned with peak detector for determining the final checking frequencies and are for reference only.
2. The some frequencies may exceed the limit line without the specified detectors, but that cannot present the results are failed to the specification of test standard.
3. For corrected test results are listed in the relevant table of radiated test data of this test report.



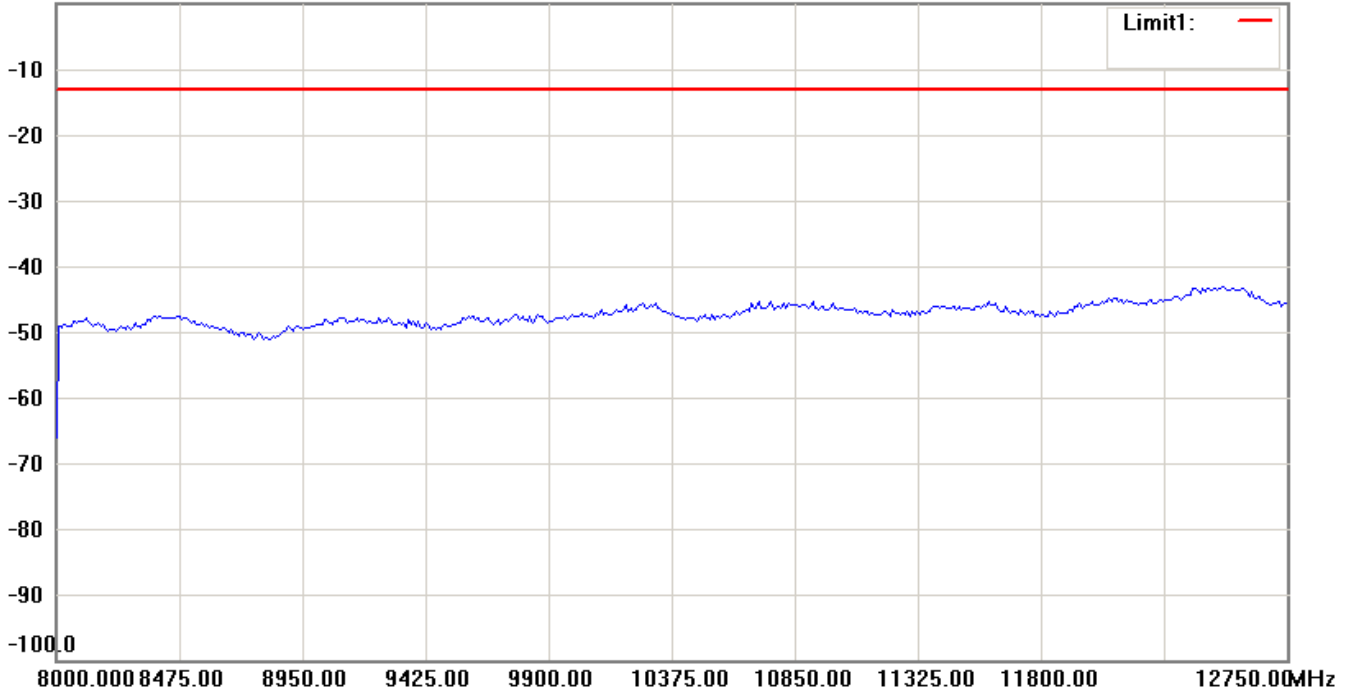
Report Number: W6M21308-13443-P-2224

FCC ID: GX9MX

0.0 dBm




0.0 dBm



Note:

1. The attached measurement plots are preliminarily pre-scanned with peak detector for determining the final checking frequencies and are for reference only.
2. The some frequencies may exceed the limit line without the specified detectors, but that cannot present the results are failed to the specification of test standard.
3. For corrected test results are listed in the relevant table of radiated test data of this test report.

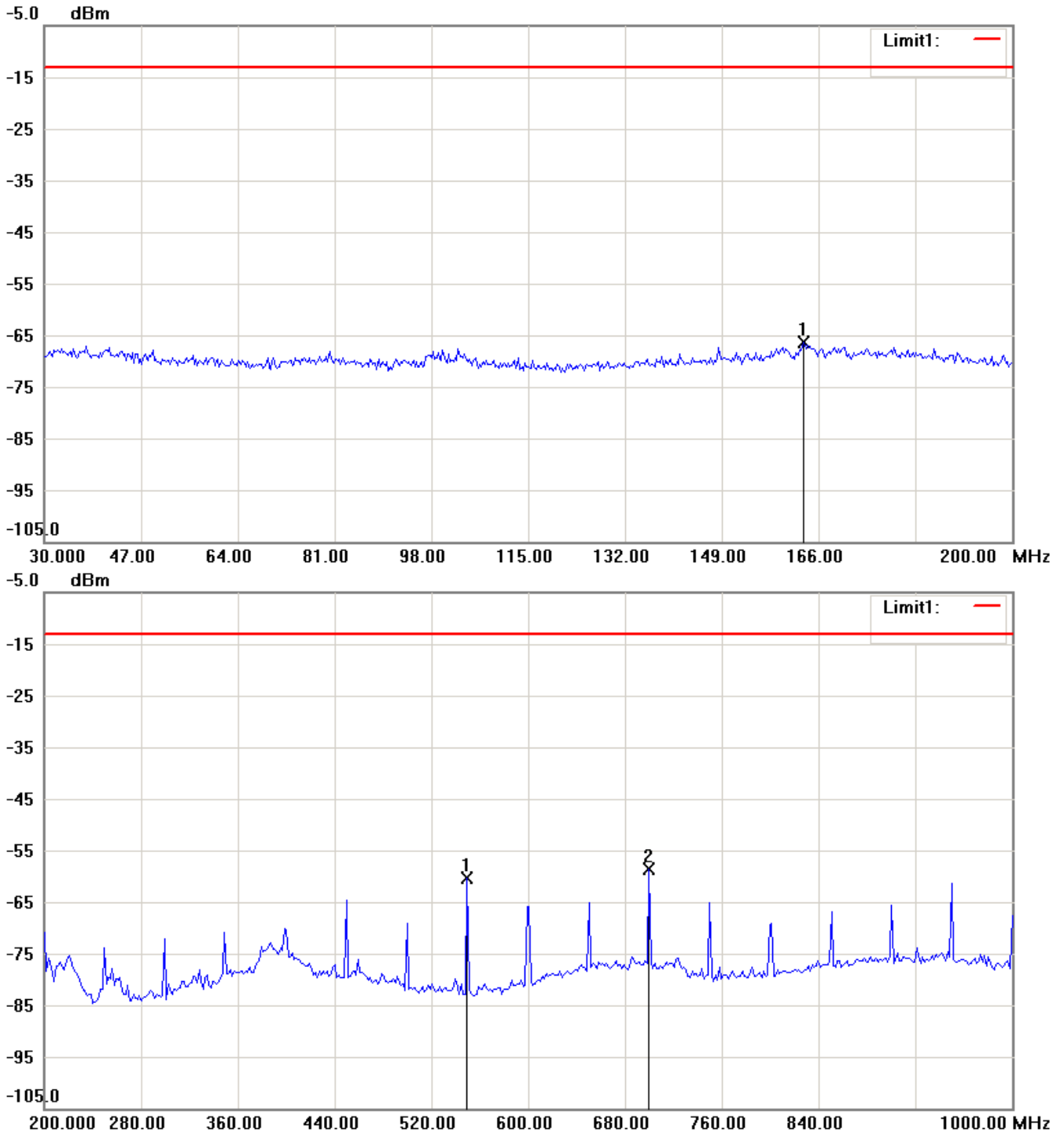


Report Number: W6M21308-13443-P-2224

FCC ID: GX9MX


Band V_CH4183_7.92 V

Antenna Polarization H



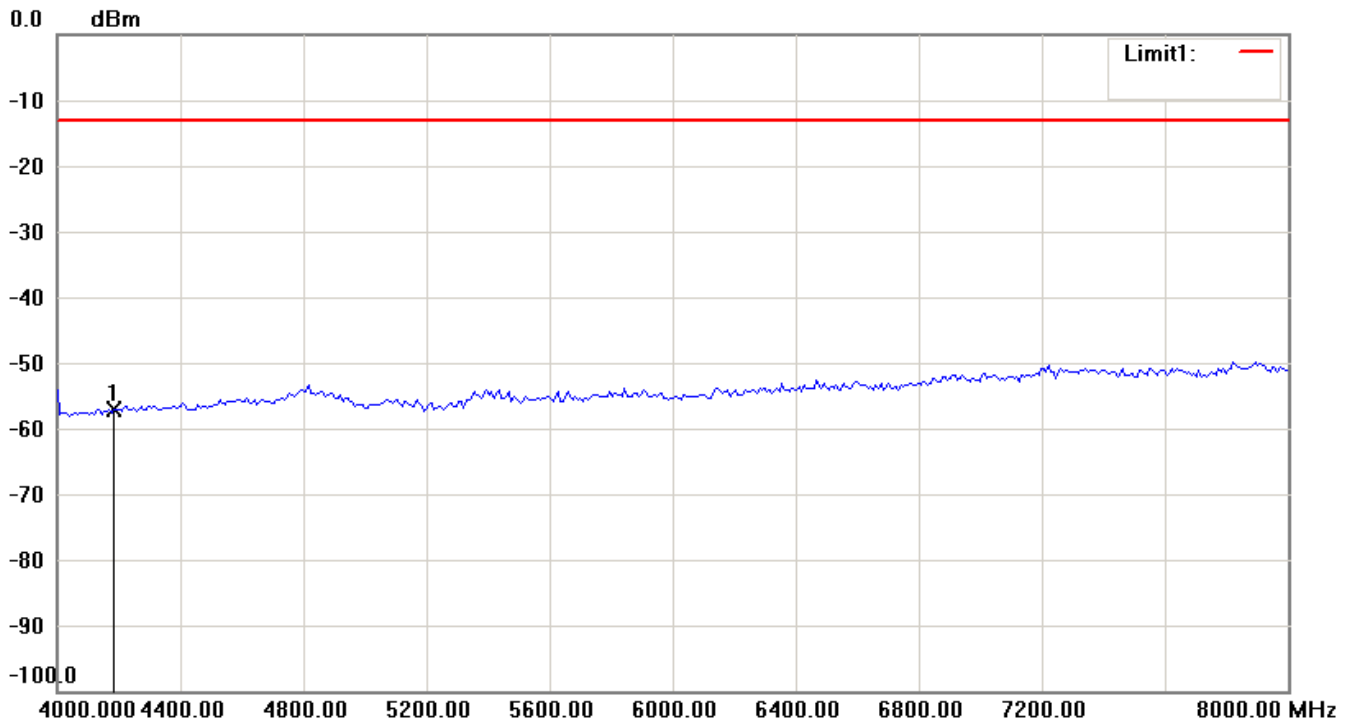
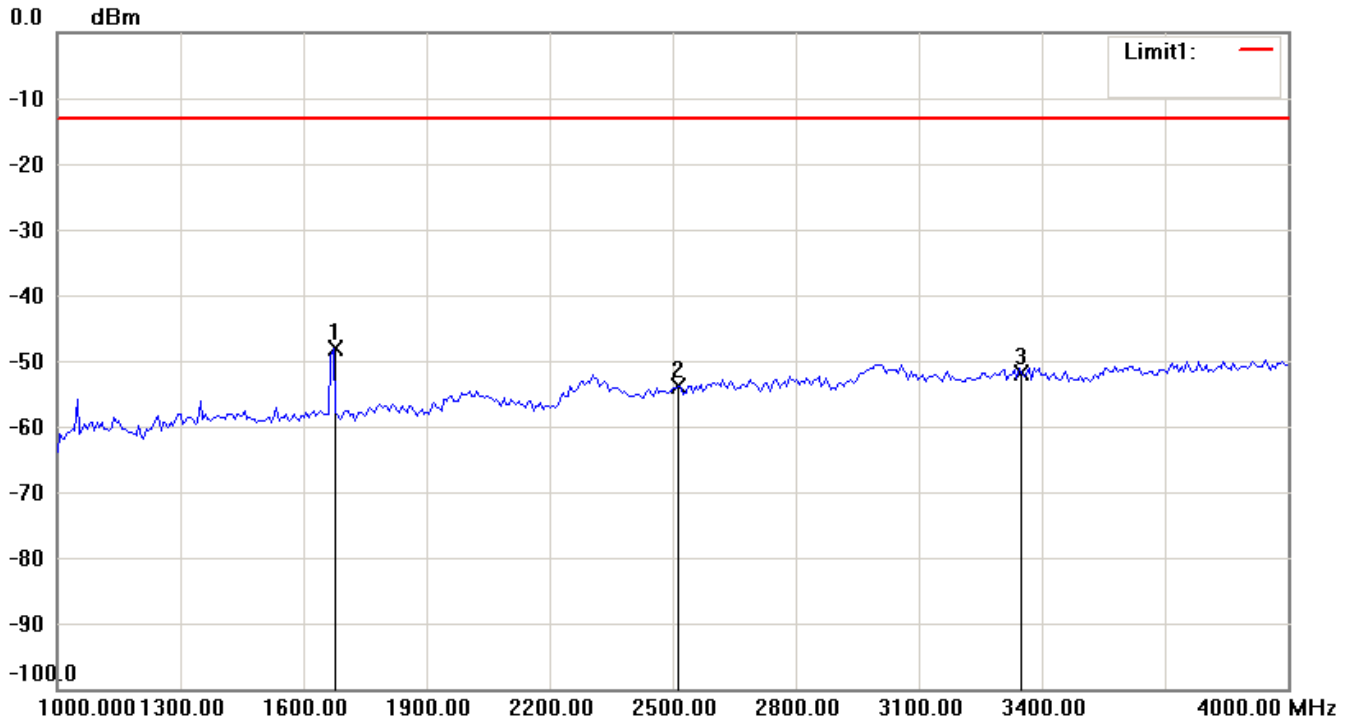
Note:

1. The attached measurement plots are preliminarily pre-scanned with peak detector for determining the final checking frequencies and are for reference only.
2. The some frequencies may exceed the limit line without the specified detectors, but that cannot present the results are failed to the specification of test standard.
3. For corrected test results are listed in the relevant table of radiated test data of this test report.



Report Number: W6M21308-13443-P-2224

FCC ID: GX9MX



Note:

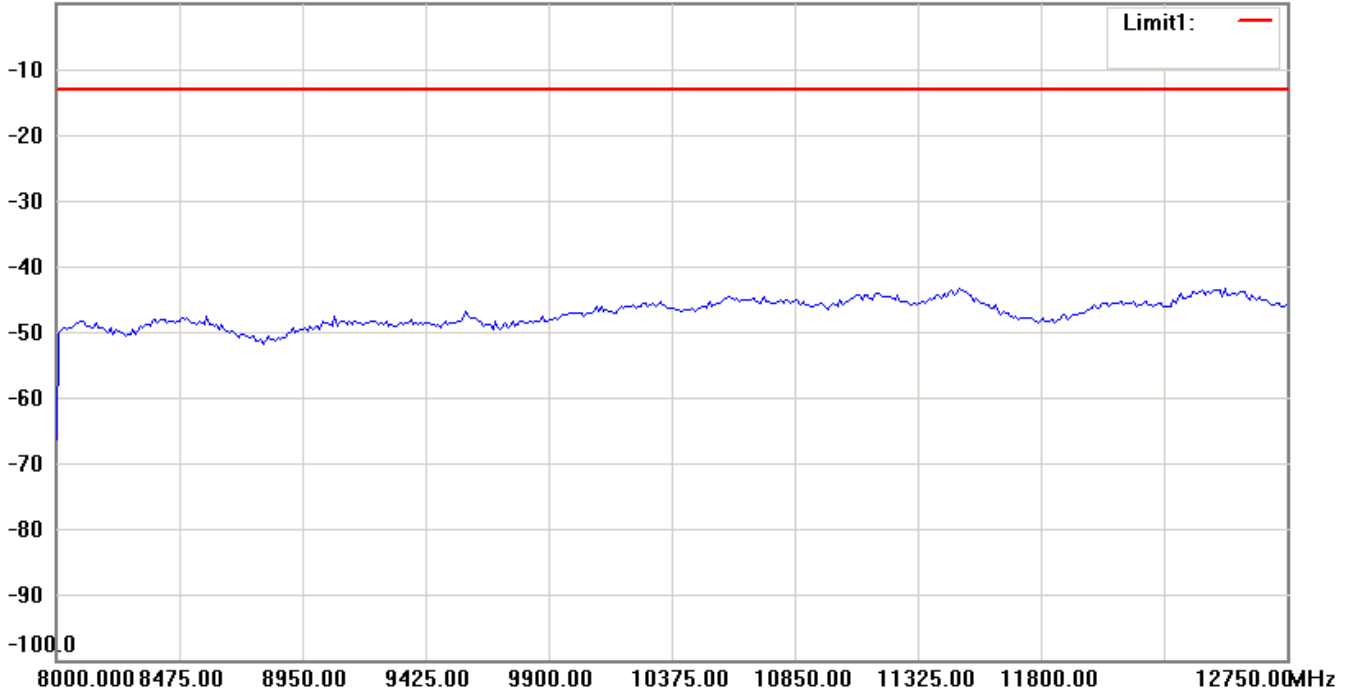
1. The attached measurement plots are preliminarily pre-scanned with peak detector for determining the final checking frequencies and are for reference only.
2. The some frequencies may exceed the limit line without the specified detectors, but that cannot present the results are failed to the specification of test standard.
3. For corrected test results are listed in the relevant table of radiated test data of this test report.



Report Number: W6M21308-13443-P-2224

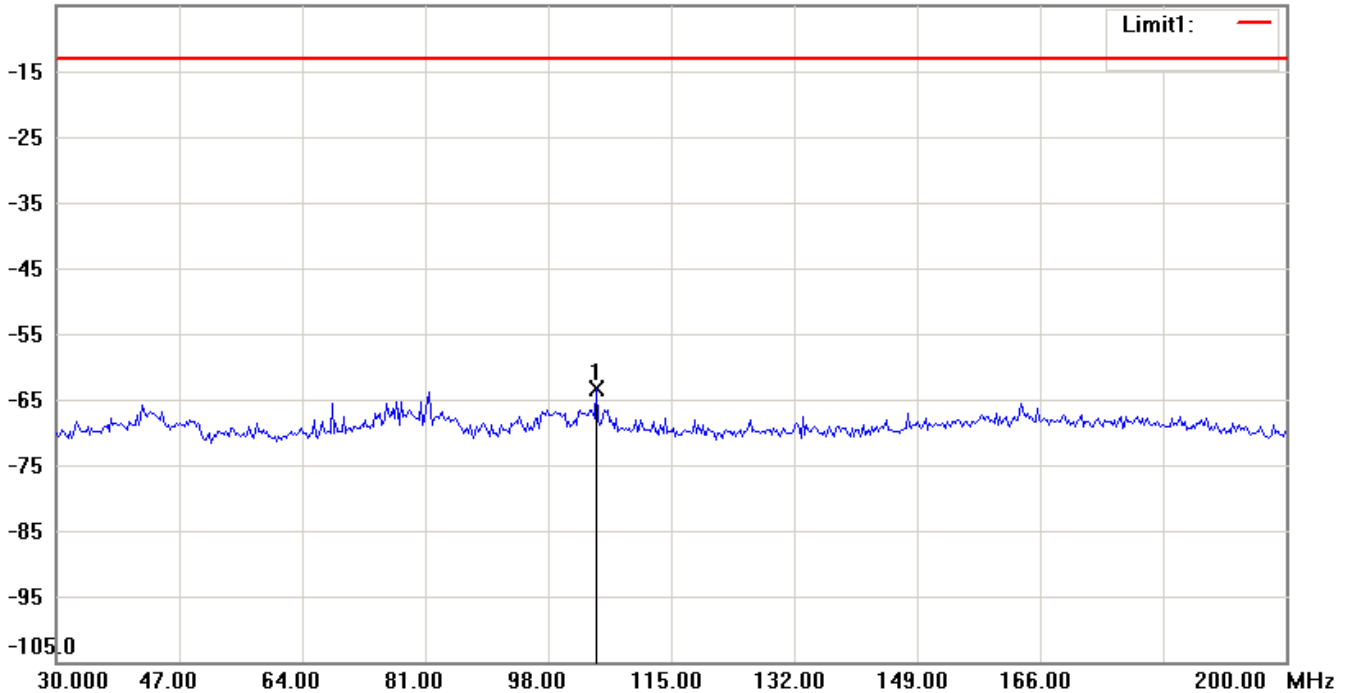
FCC ID: GX9MX

0.0 dBm



Antenna Polarization V

-5.0 dBm



Note:

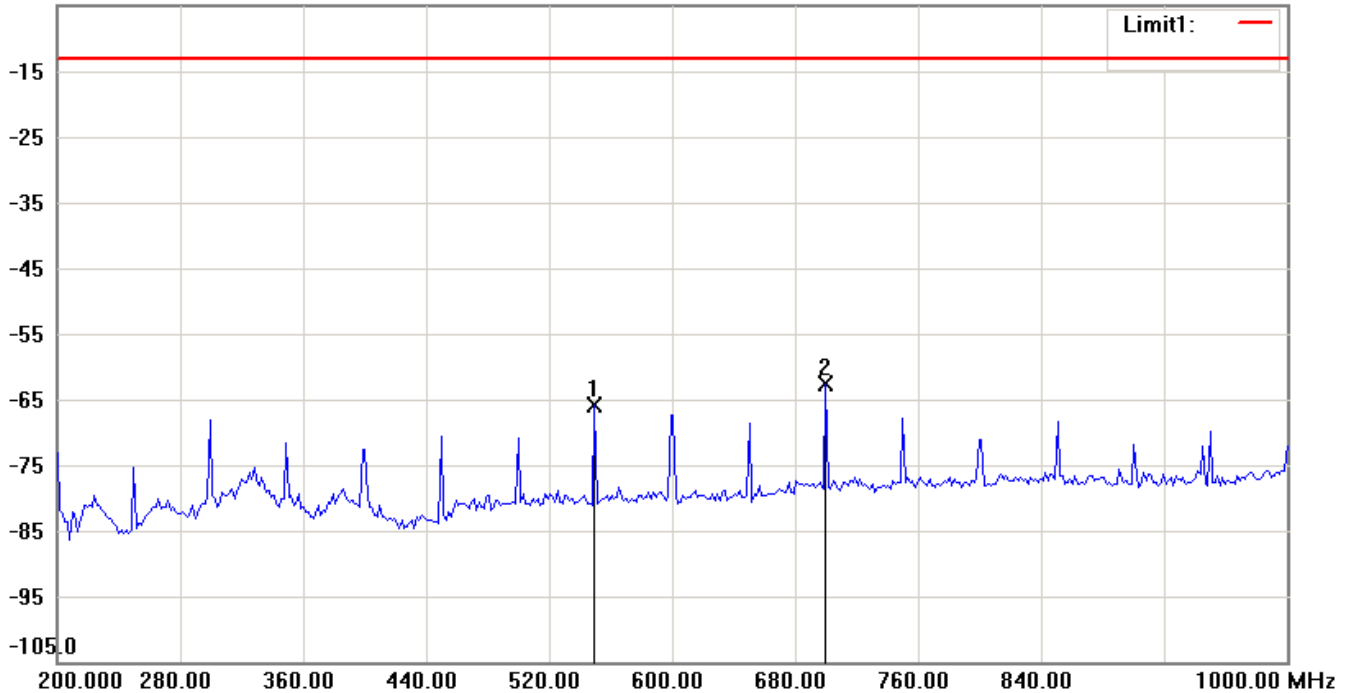
1. The attached measurement plots are preliminarily pre-scanned with peak detector for determining the final checking frequencies and are for reference only.
2. The some frequencies may exceed the limit line without the specified detectors, but that cannot present the results are failed to the specification of test standard.
3. For corrected test results are listed in the relevant table of radiated test data of this test report.



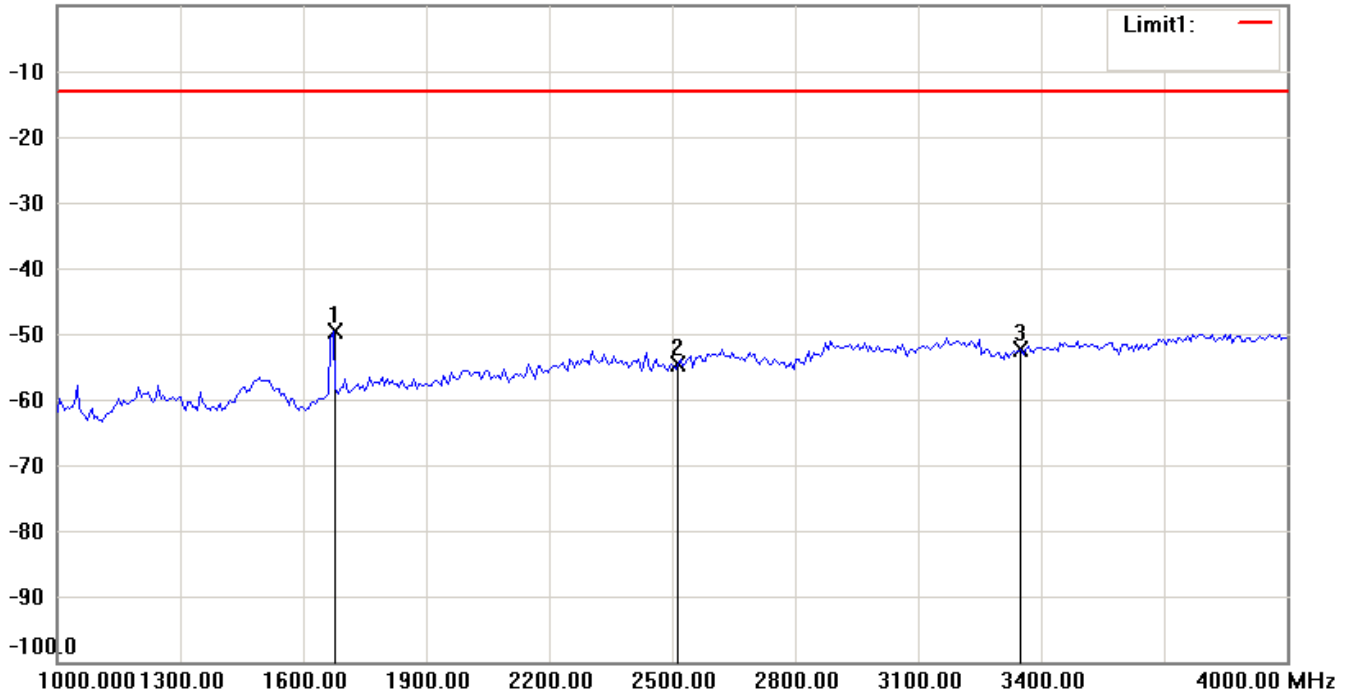
Report Number: W6M21308-13443-P-2224

FCC ID: GX9MX

-5.0 dBm




0.0 dBm



Note:

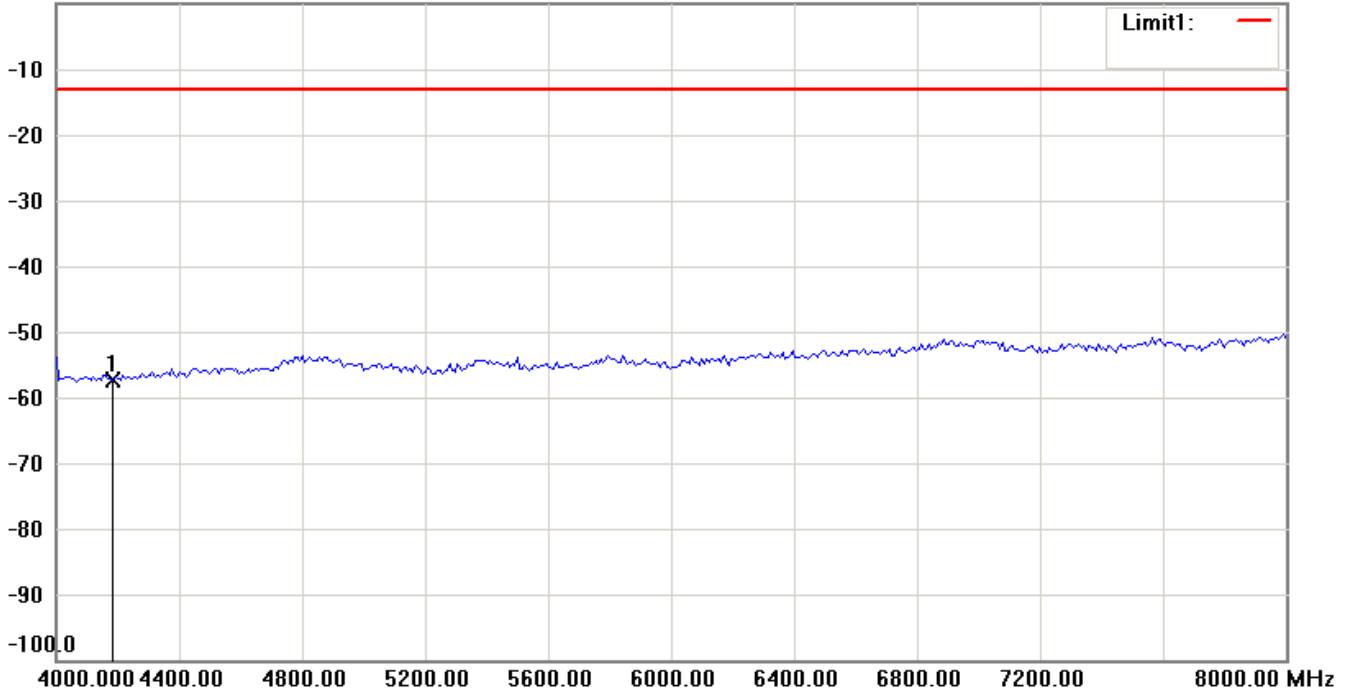
1. The attached measurement plots are preliminarily pre-scanned with peak detector for determining the final checking frequencies and are for reference only.
2. The some frequencies may exceed the limit line without the specified detectors, but that cannot present the results are failed to the specification of test standard.
3. For corrected test results are listed in the relevant table of radiated test data of this test report.



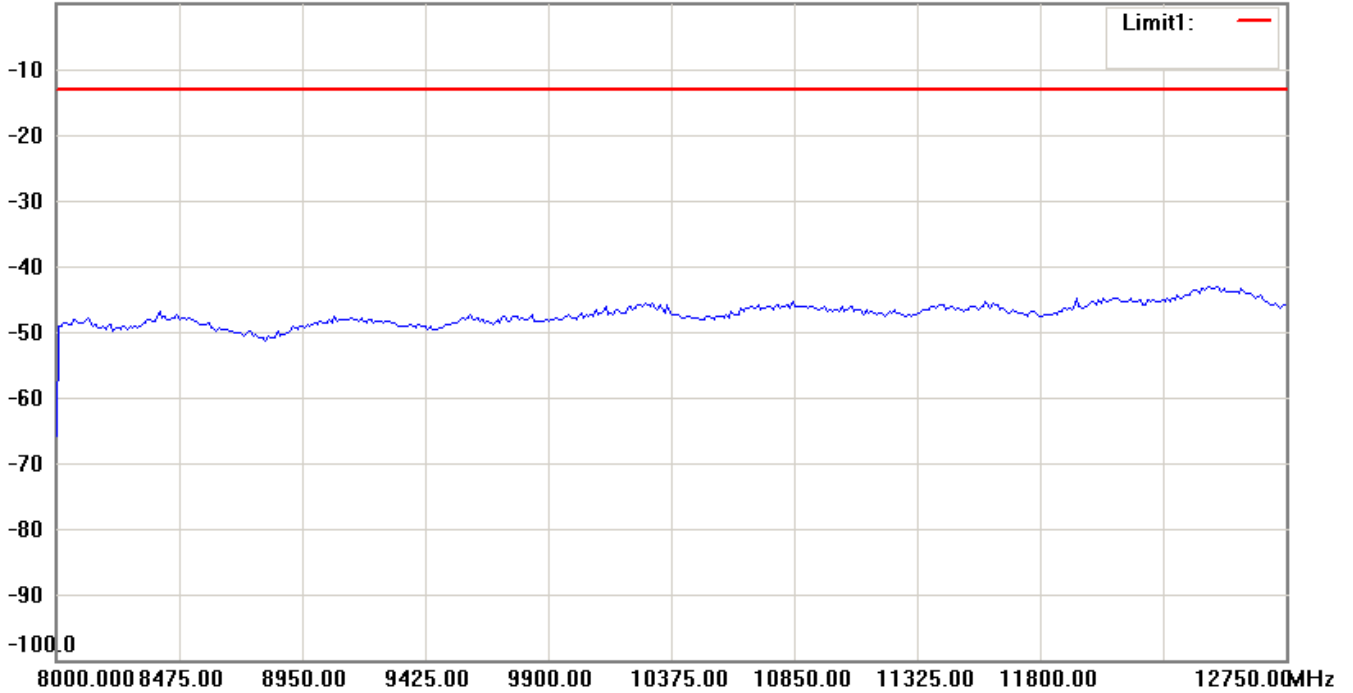
Report Number: W6M21308-13443-P-2224

FCC ID: GX9MX

0.0 dBm



0.0 dBm



Note:

1. The attached measurement plots are preliminarily pre-scanned with peak detector for determining the final checking frequencies and are for reference only.
2. The some frequencies may exceed the limit line without the specified detectors, but that cannot present the results are failed to the specification of test standard.
3. For corrected test results are listed in the relevant table of radiated test data of this test report.

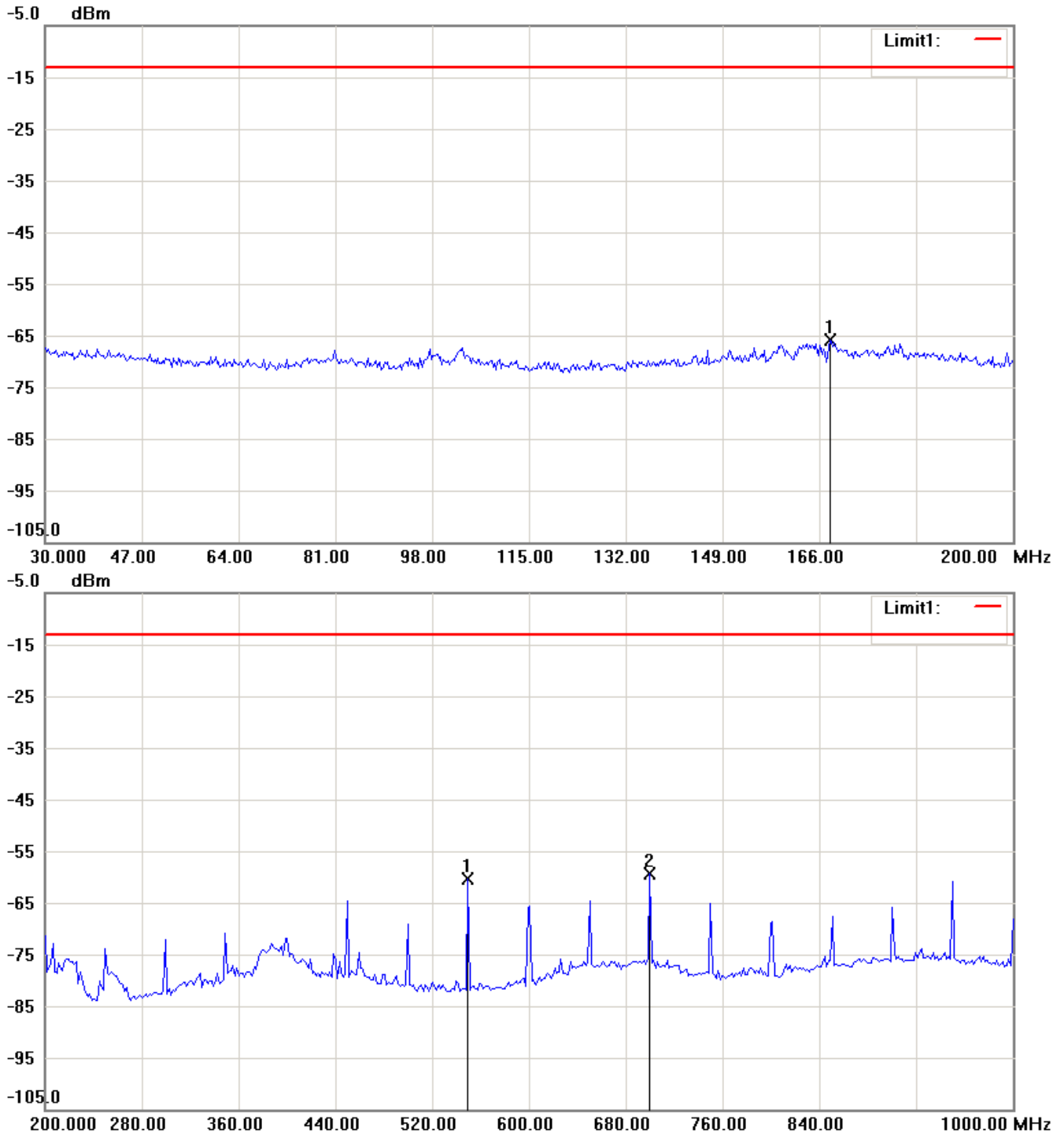


Report Number: W6M21308-13443-P-2224

FCC ID: GX9MX


Band V_CH 4233_7 V

Antenna Polarization H



Note:

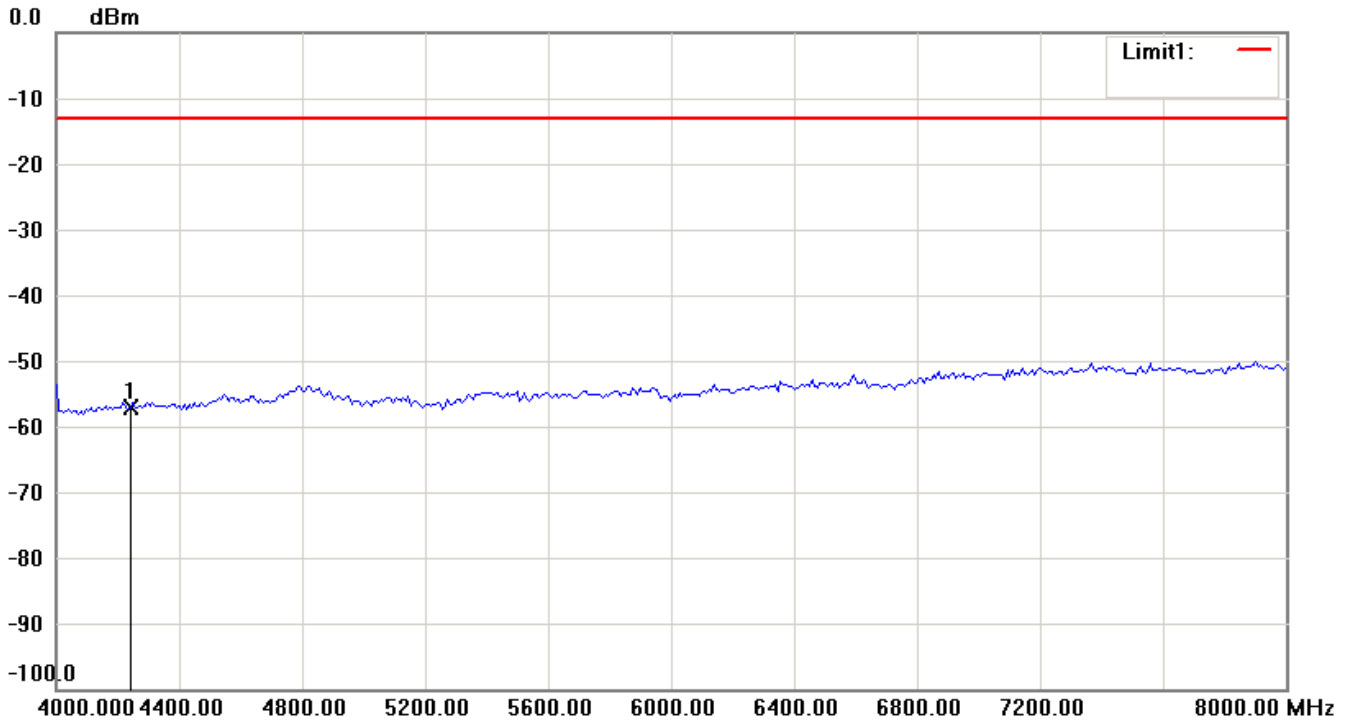
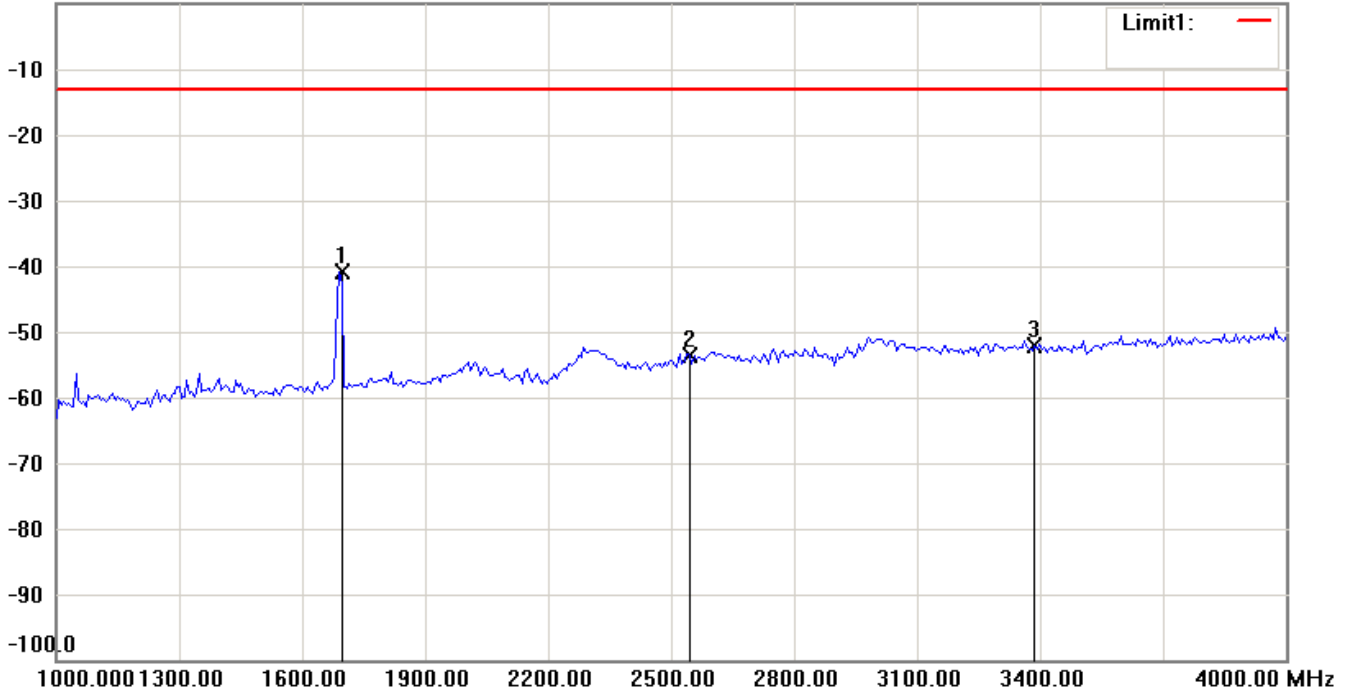
1. The attached measurement plots are preliminarily pre-scanned with peak detector for determining the final checking frequencies and are for reference only.
2. The some frequencies may exceed the limit line without the specified detectors, but that cannot present the results are failed to the specification of test standard.
3. For corrected test results are listed in the relevant table of radiated test data of this test report.



Report Number: W6M21308-13443-P-2224

FCC ID: GX9MX

0.0 dBm



Note:

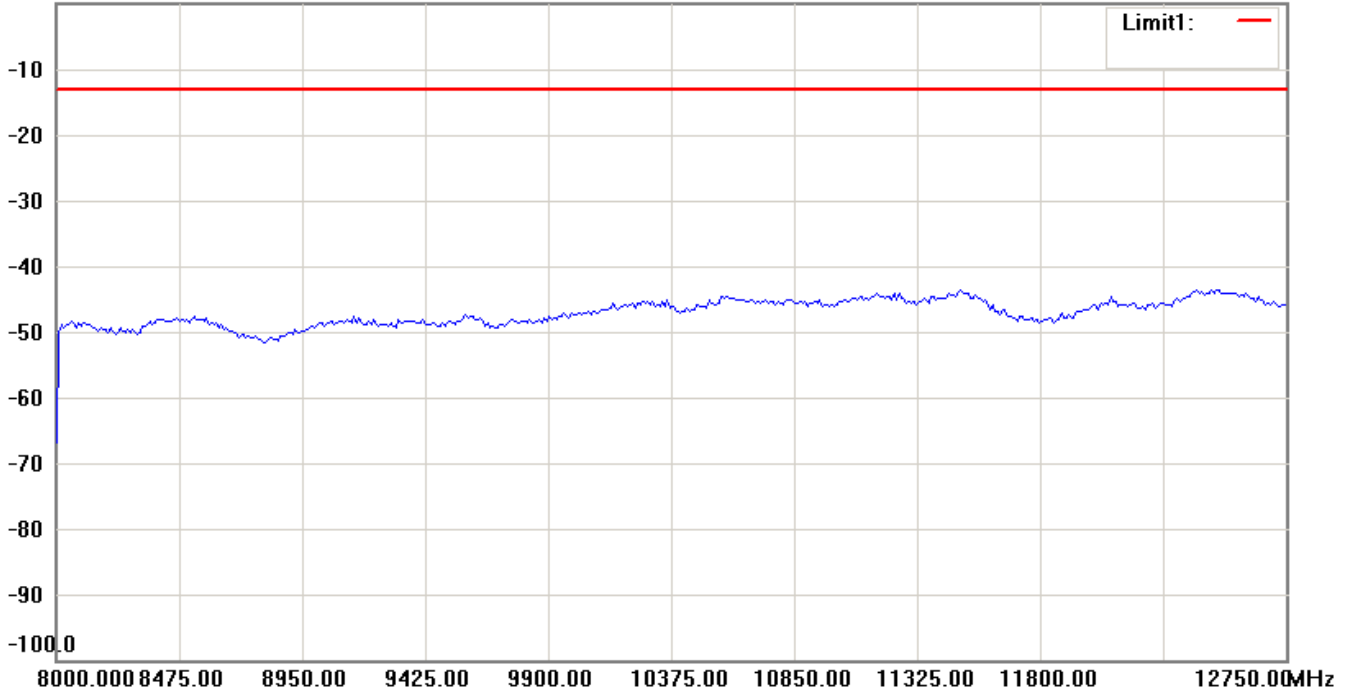
1. The attached measurement plots are preliminarily pre-scanned with peak detector for determining the final checking frequencies and are for reference only.
2. The some frequencies may exceed the limit line without the specified detectors, but that cannot present the results are failed to the specification of test standard.
3. For corrected test results are listed in the relevant table of radiated test data of this test report.



Report Number: W6M21308-13443-P-2224

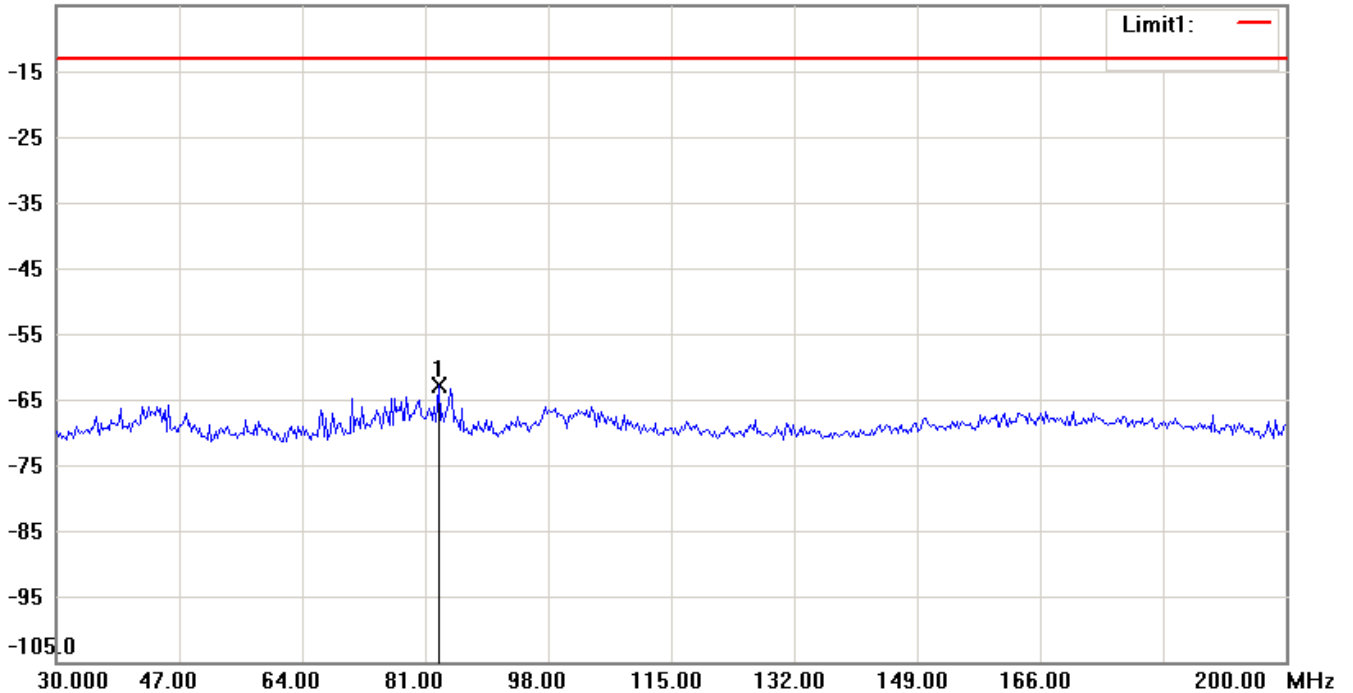
FCC ID: GX9MX

0.0 dBm



Antenna Polarization V

-5.0 dBm



Note:

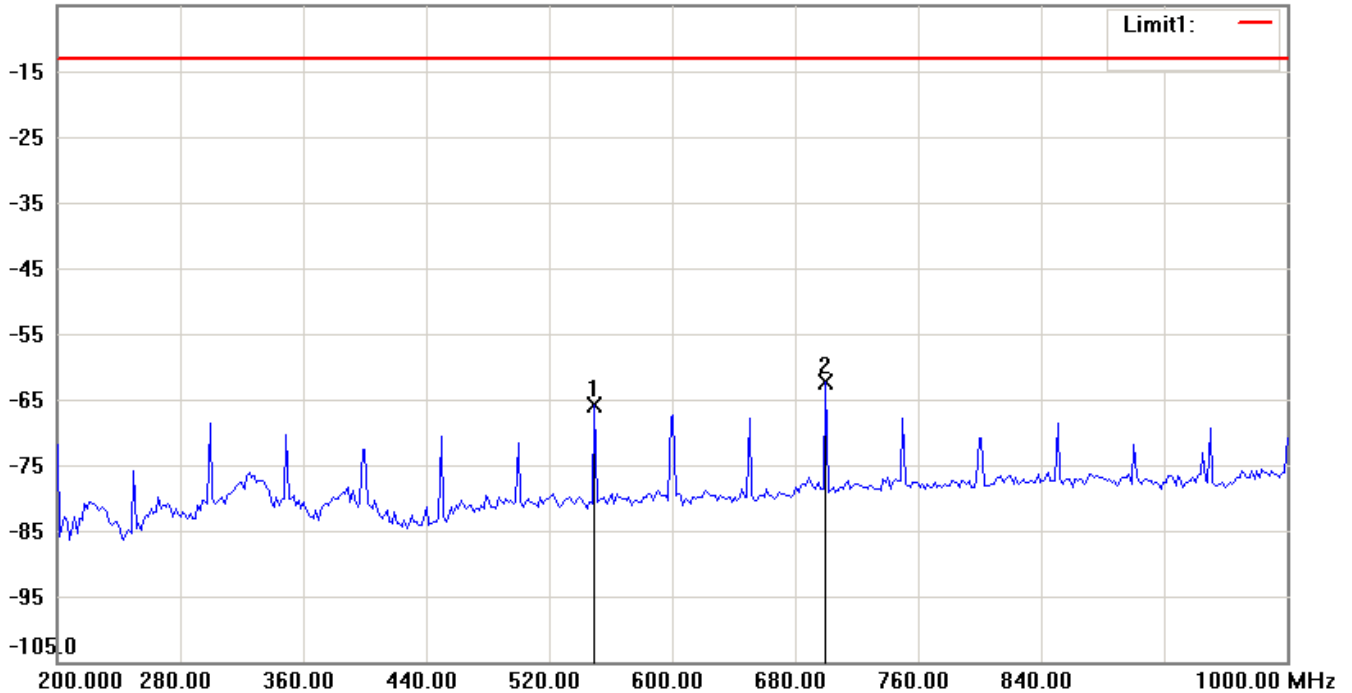
1. The attached measurement plots are preliminarily pre-scanned with peak detector for determining the final checking frequencies and are for reference only.
2. The some frequencies may exceed the limit line without the specified detectors, but that cannot present the results are failed to the specification of test standard.
3. For corrected test results are listed in the relevant table of radiated test data of this test report.



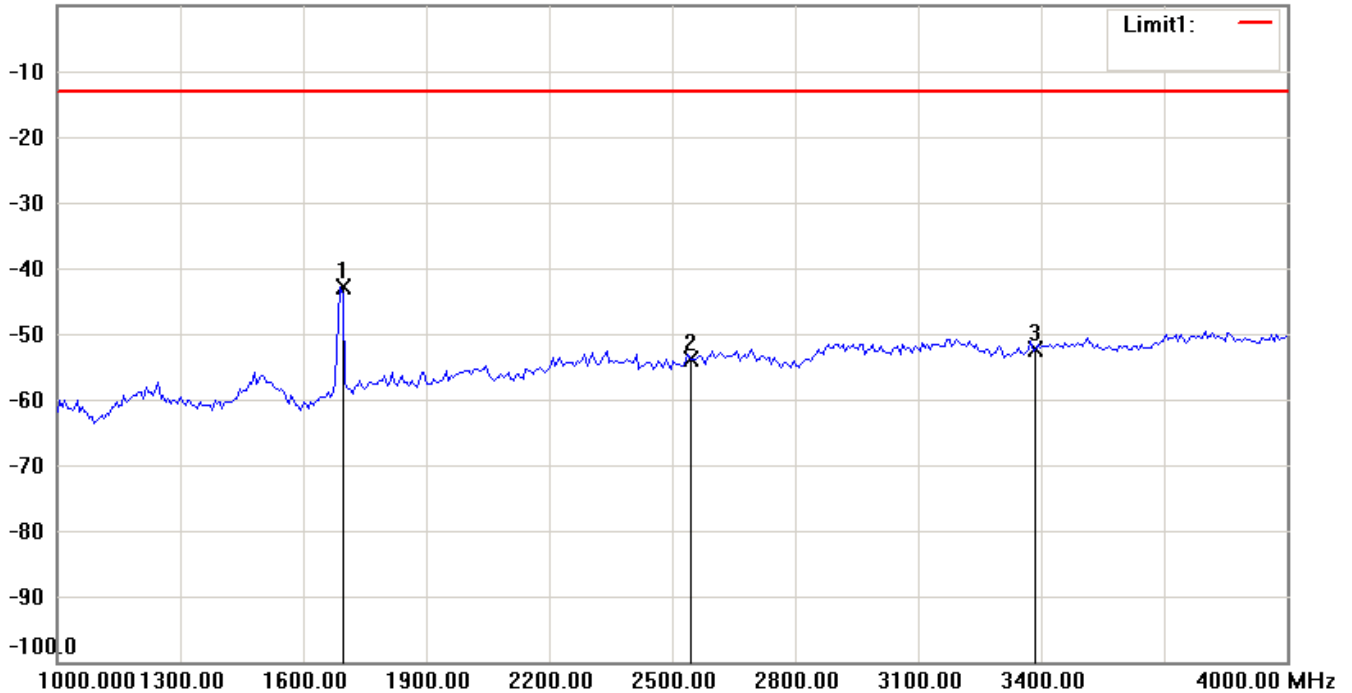
Report Number: W6M21308-13443-P-2224

FCC ID: GX9MX

-5.0 dBm



0.0 dBm



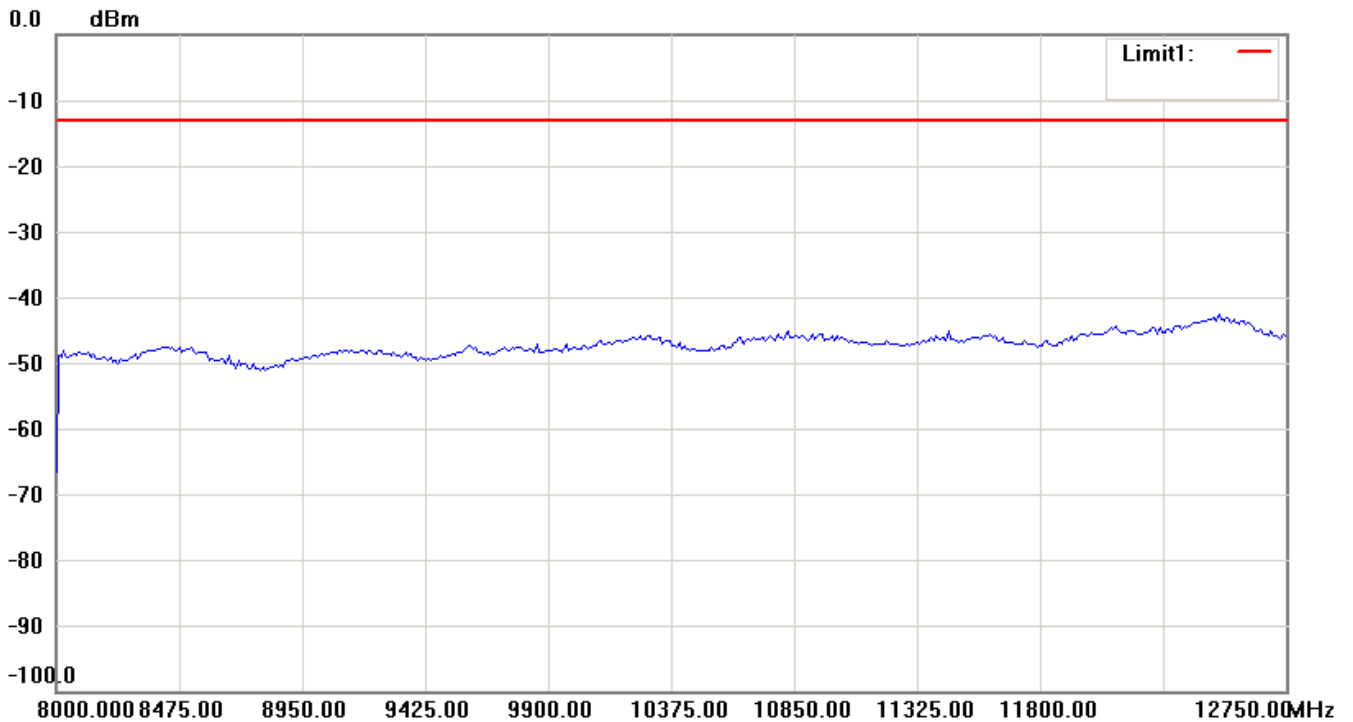
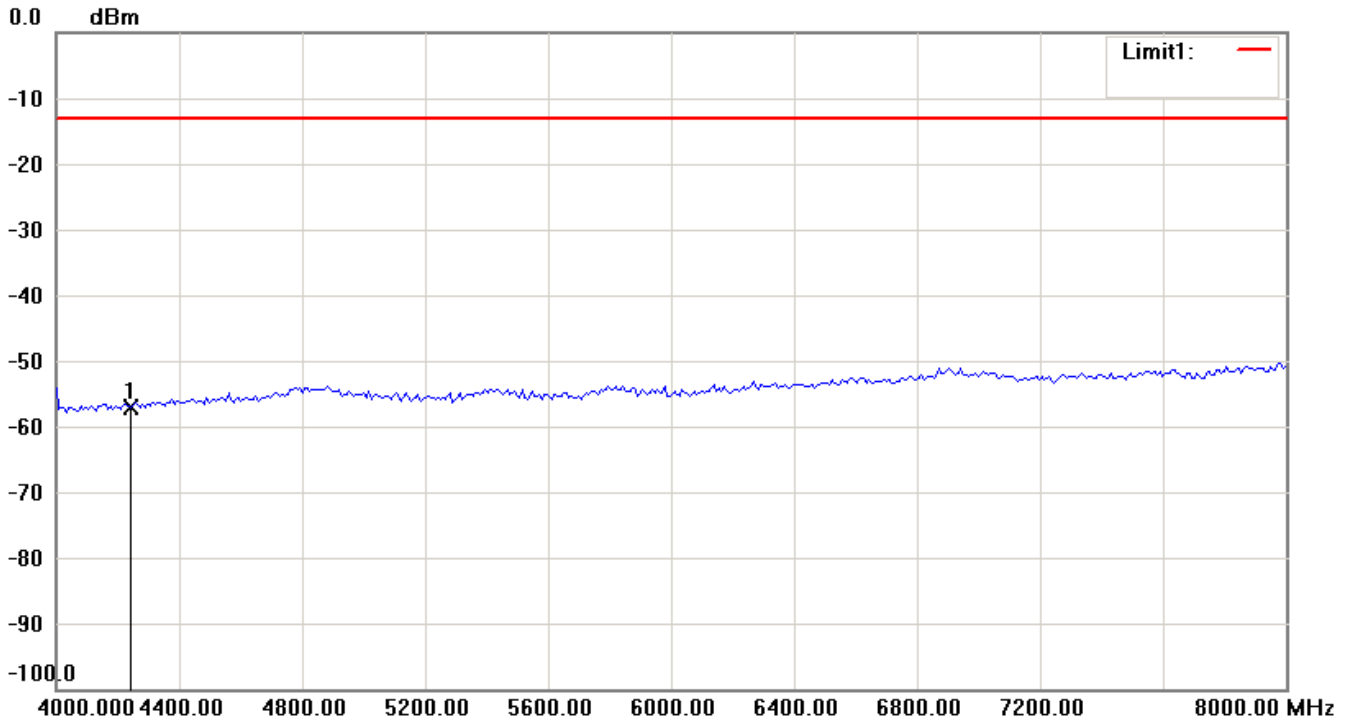
Note:

1. The attached measurement plots are preliminarily pre-scanned with peak detector for determining the final checking frequencies and are for reference only.
2. The some frequencies may exceed the limit line without the specified detectors, but that cannot present the results are failed to the specification of test standard.
3. For corrected test results are listed in the relevant table of radiated test data of this test report.




Report Number: W6M21308-13443-P-2224

FCC ID: GX9MX



Note:

1. The attached measurement plots are preliminarily pre-scanned with peak detector for determining the final checking frequencies and are for reference only.
2. The some frequencies may exceed the limit line without the specified detectors, but that cannot present the results are failed to the specification of test standard.
3. For corrected test results are listed in the relevant table of radiated test data of this test report.



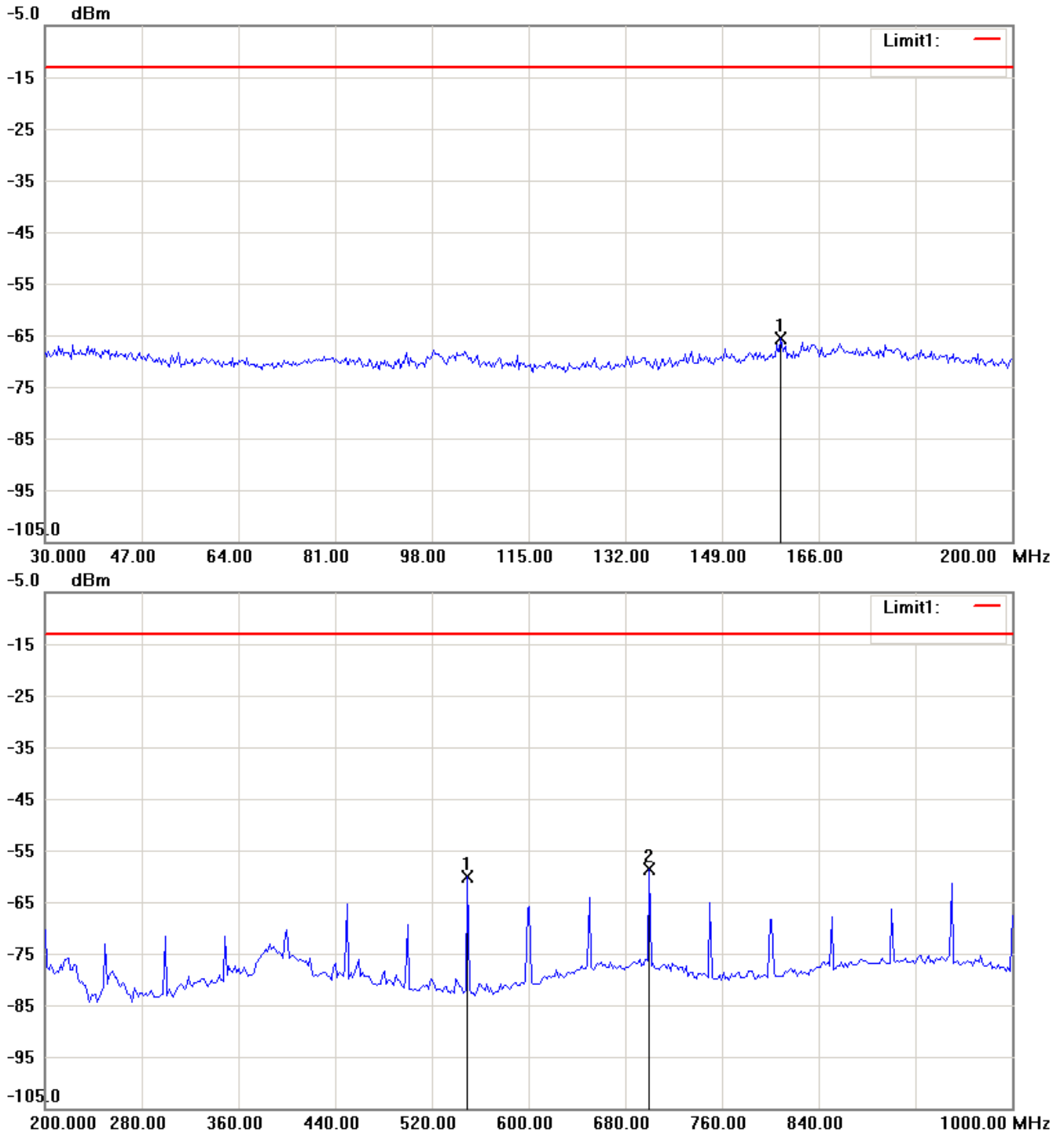
Worldwide Testing Services(Taiwan) Co., Ltd.

Report Number: W6M21308-13443-P-2224

FCC ID: GX9MX

Band V_CH 4233_7.92V

Antenna Polarization H



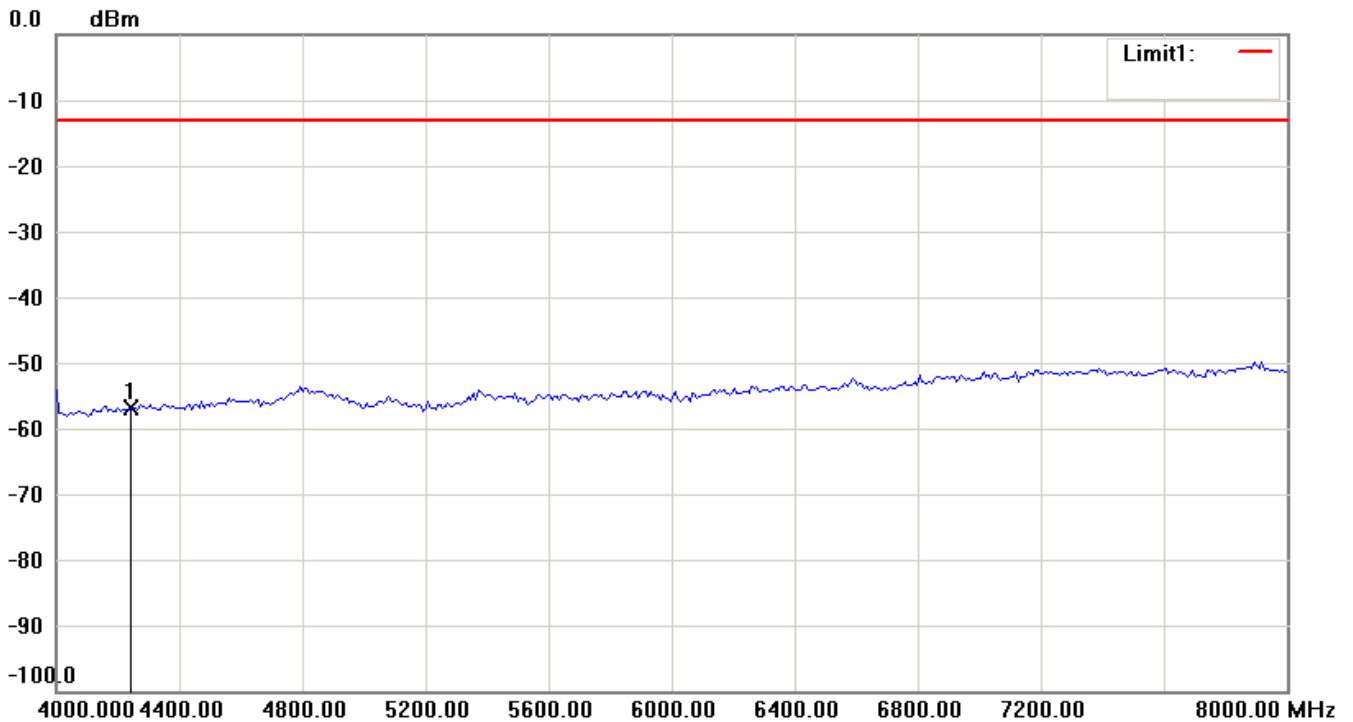
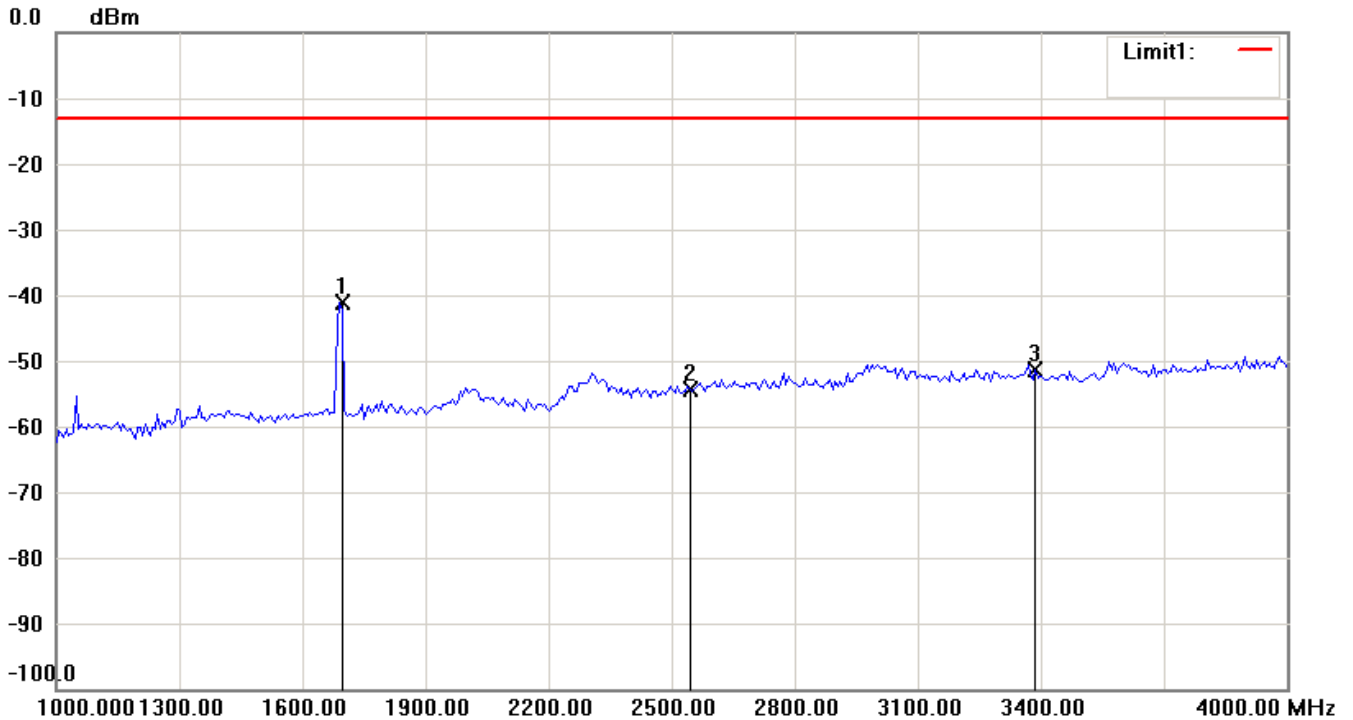
Note:

1. The attached measurement plots are preliminarily pre-scanned with peak detector for determining the final checking frequencies and are for reference only.
2. The some frequencies may exceed the limit line without the specified detectors, but that cannot present the results are failed to the specification of test standard.
3. For corrected test results are listed in the relevant table of radiated test data of this test report.



Report Number: W6M21308-13443-P-2224

FCC ID: GX9MX



Note:

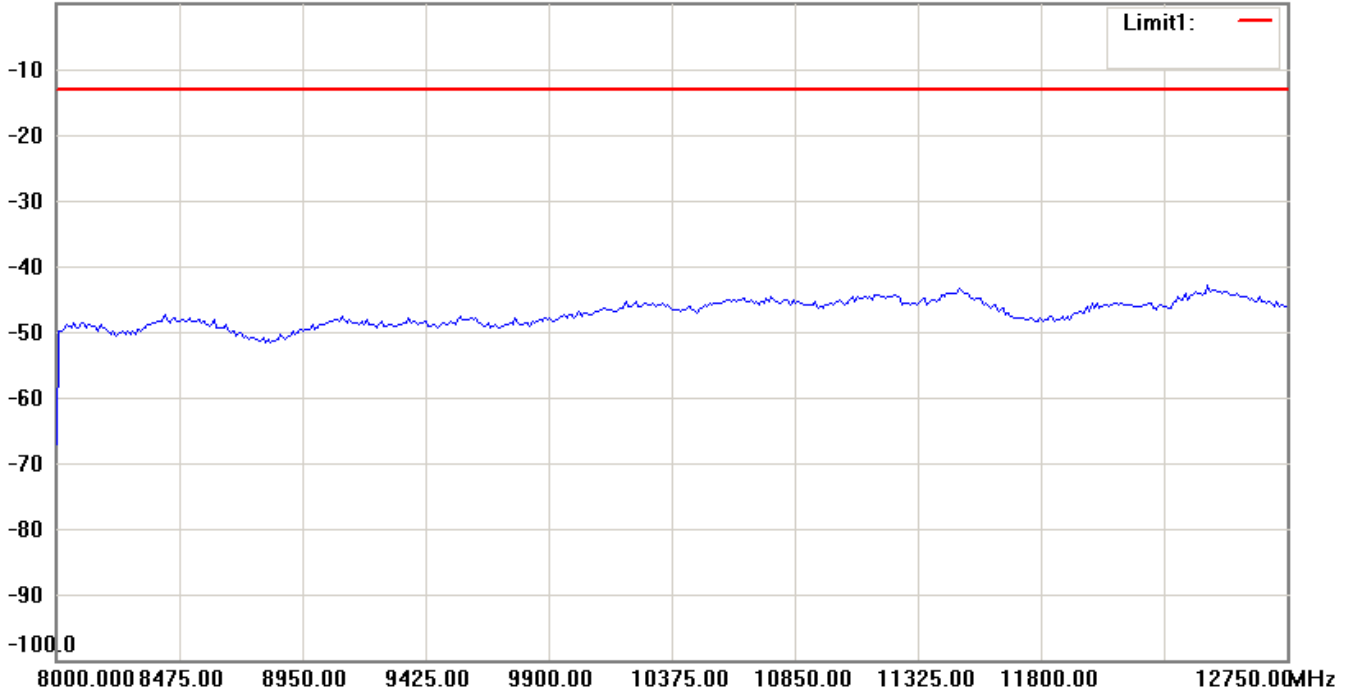
1. The attached measurement plots are preliminarily pre-scanned with peak detector for determining the final checking frequencies and are for reference only.
2. The some frequencies may exceed the limit line without the specified detectors, but that cannot present the results are failed to the specification of test standard.
3. For corrected test results are listed in the relevant table of radiated test data of this test report.



Report Number: W6M21308-13443-P-2224

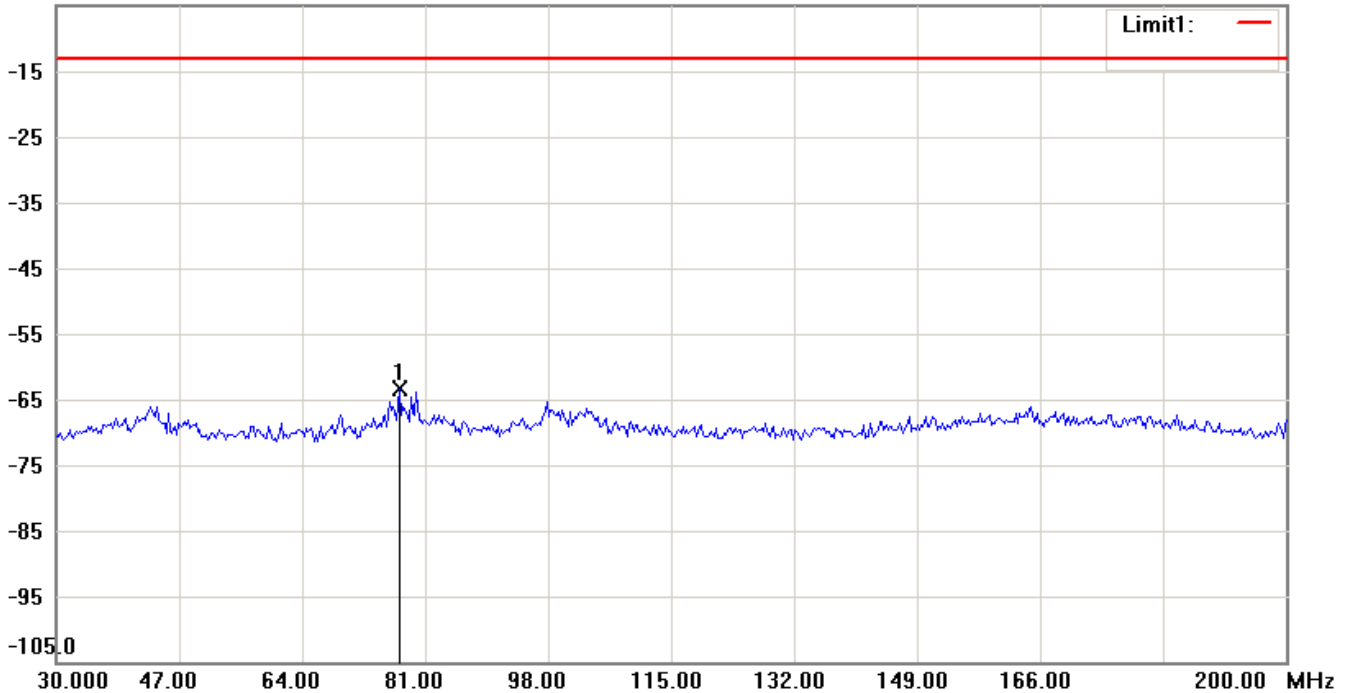
FCC ID: GX9MX

0.0 dBm



Antenna Polarization V

-5.0 dBm



Note:

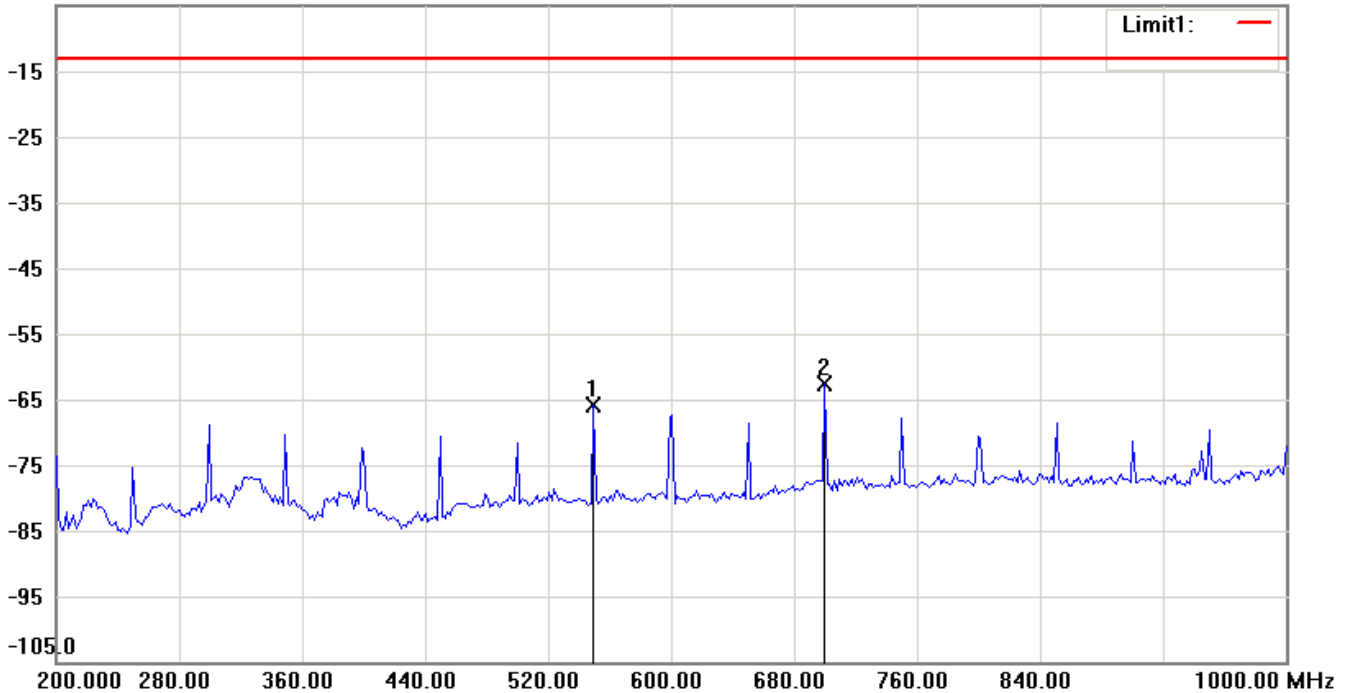
1. The attached measurement plots are preliminarily pre-scanned with peak detector for determining the final checking frequencies and are for reference only.
2. The some frequencies may exceed the limit line without the specified detectors, but that cannot present the results are failed to the specification of test standard.
3. For corrected test results are listed in the relevant table of radiated test data of this test report.



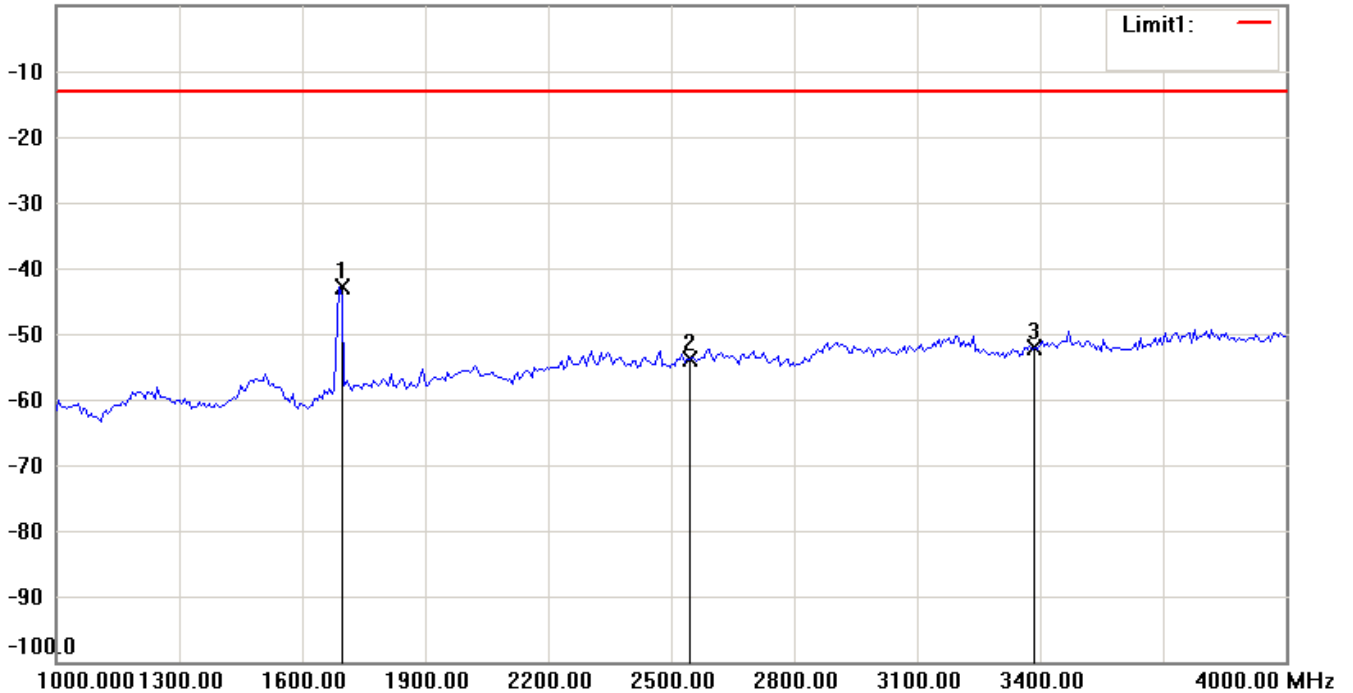
Report Number: W6M21308-13443-P-2224

FCC ID: GX9MX

-5.0 dBm



0.0 dBm



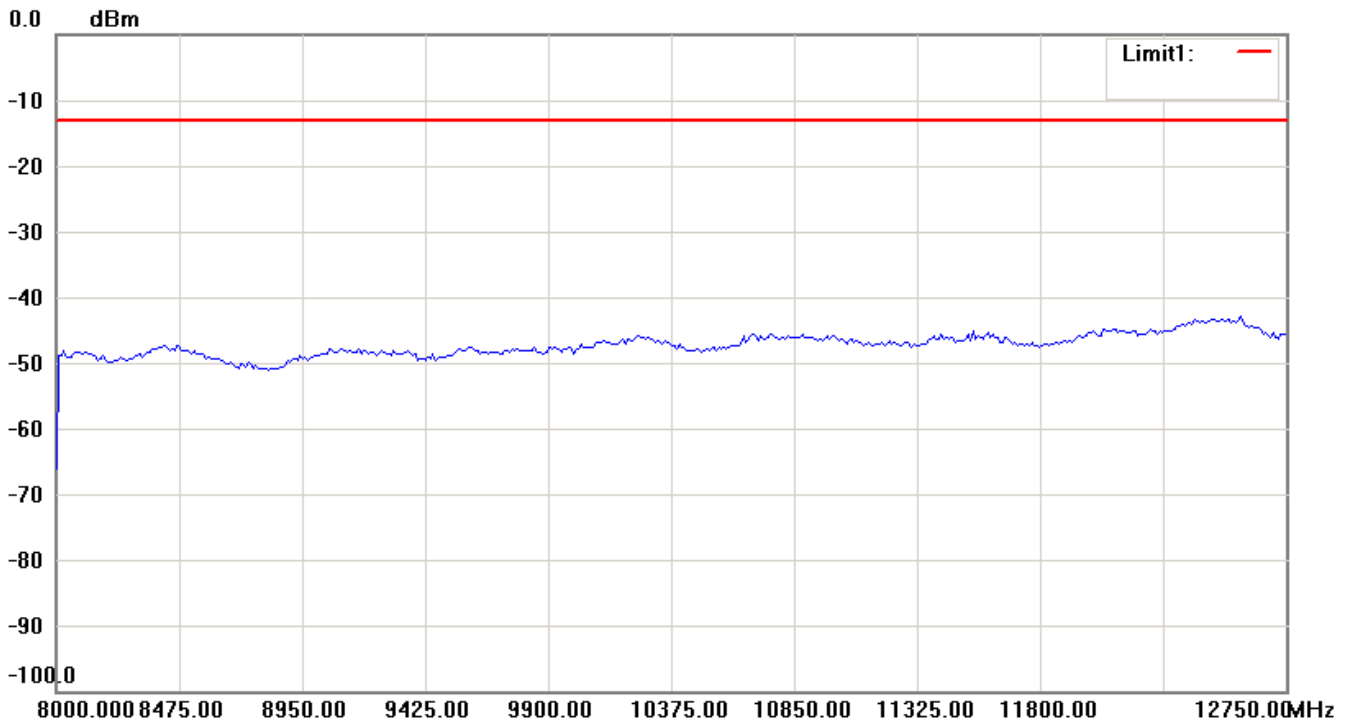
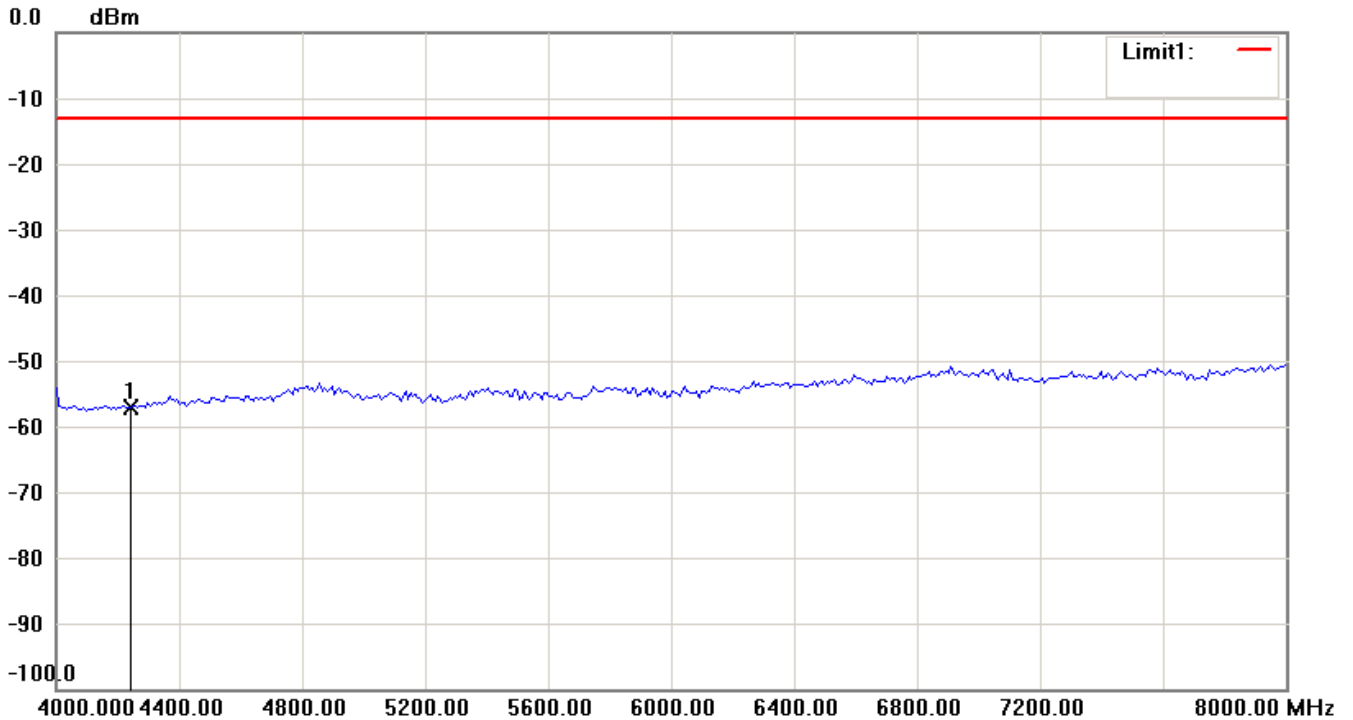
Note:

1. The attached measurement plots are preliminarily pre-scanned with peak detector for determining the final checking frequencies and are for reference only.
2. The some frequencies may exceed the limit line without the specified detectors, but that cannot present the results are failed to the specification of test standard.
3. For corrected test results are listed in the relevant table of radiated test data of this test report.



Report Number: W6M21308-13443-P-2224

FCC ID: GX9MX



Note:

1. The attached measurement plots are preliminarily pre-scanned with peak detector for determining the final checking frequencies and are for reference only.
2. The some frequencies may exceed the limit line without the specified detectors, but that cannot present the results are failed to the specification of test standard.
3. For corrected test results are listed in the relevant table of radiated test data of this test report.

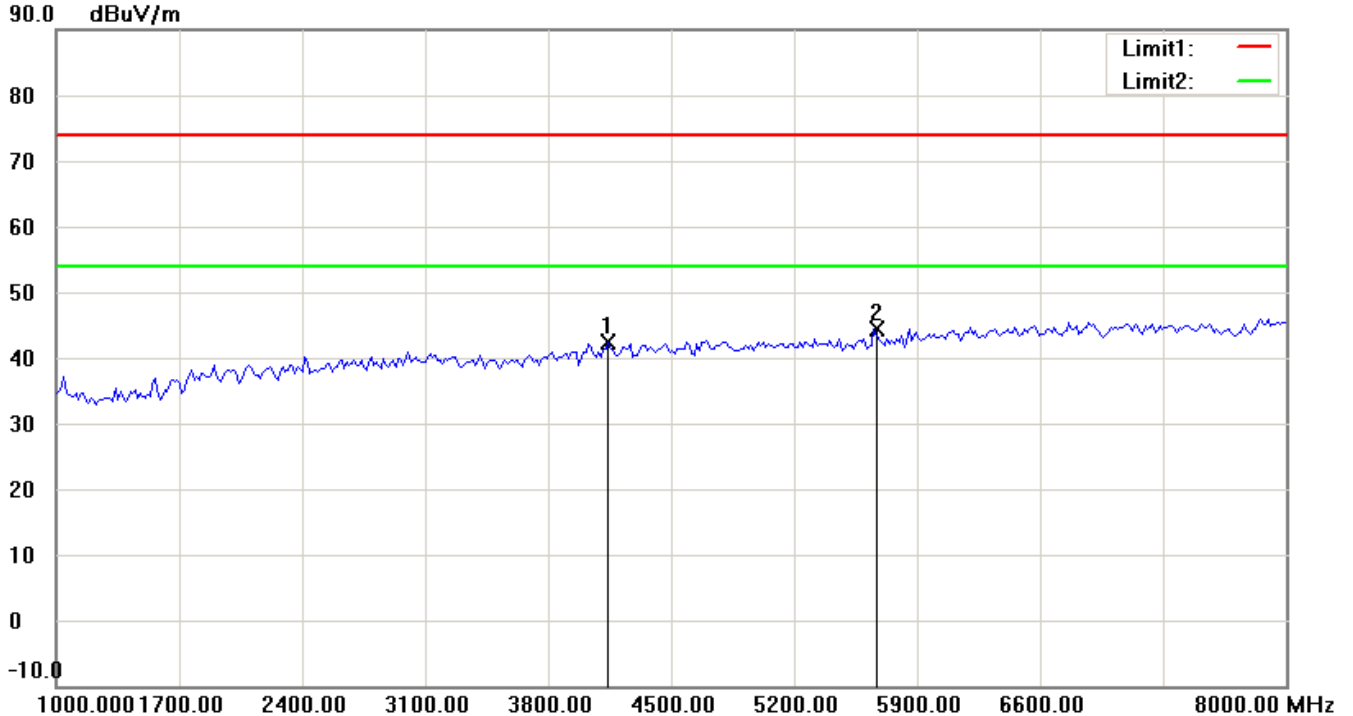
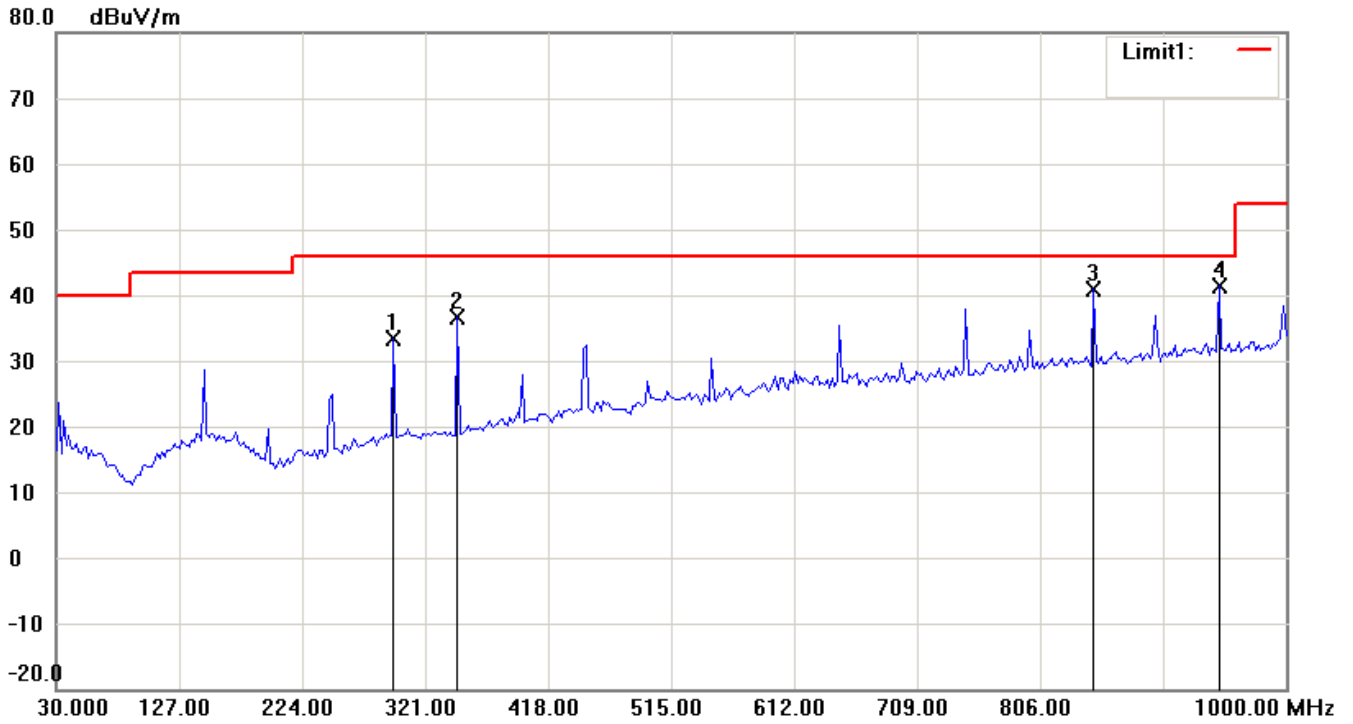


Report Number: W6M21308-13443-P-2224

FCC ID: GX9MX

Band V_Idle Mode_7 V


Antenna Polarization H



Up Line: Peak Limit Line Down Line: Ave Limit Line

Note:

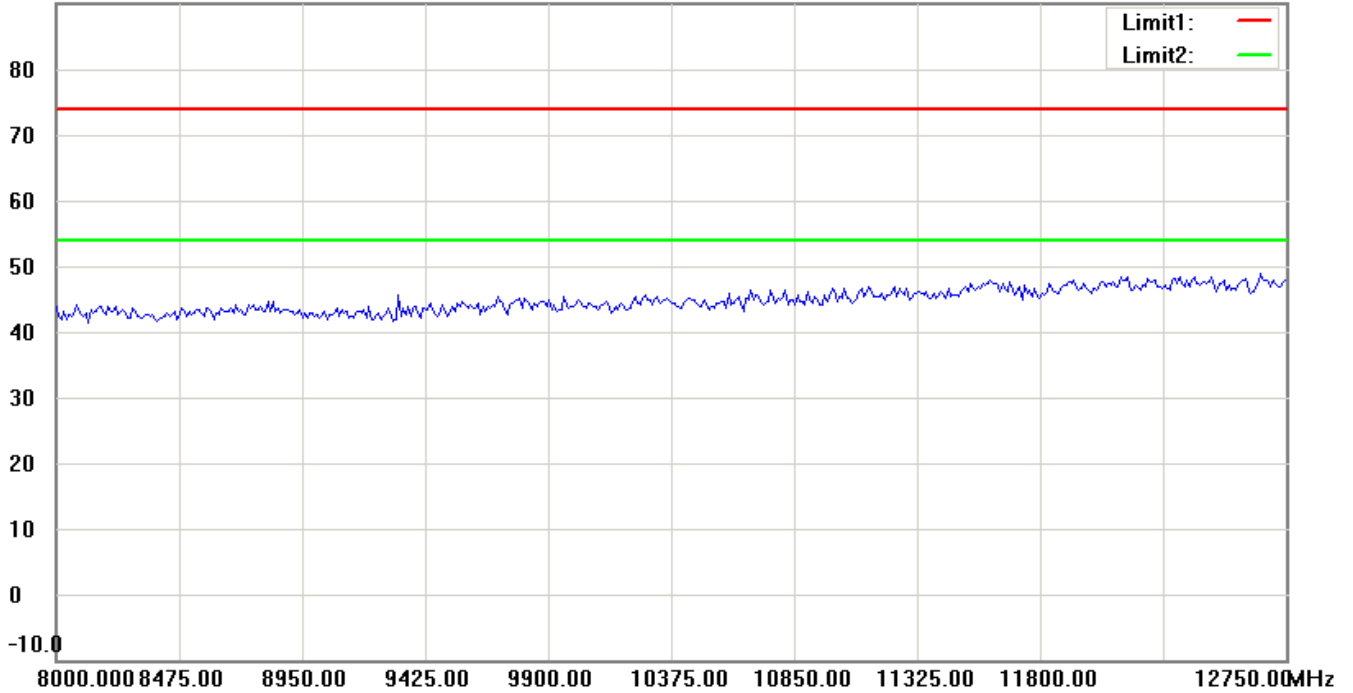
1. The attached measurement plots are preliminarily pre-scanned with peak detector for determining the final checking frequencies and are for reference only.
2. The some frequencies may exceed the limit line without the specified detectors, but that cannot present the results are failed to the specification of test standard.
3. For corrected test results are listed in the relevant table of radiated test data of this test report.



Report Number: W6M21308-13443-P-2224

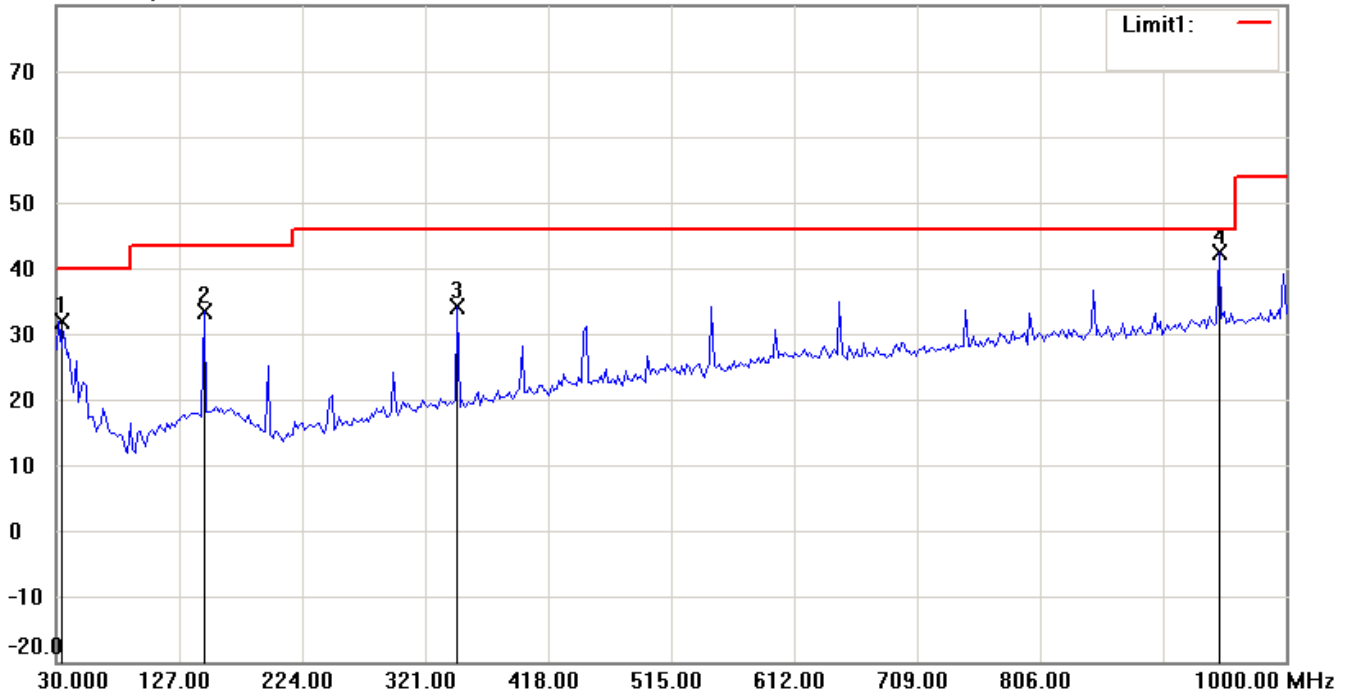
FCC ID: GX9MX

90.0 dBuV/m



Antenna Polarization V


80.0 dBuV/m



Up Line: Peak Limit Line Down Line: Ave Limit Line

Note:

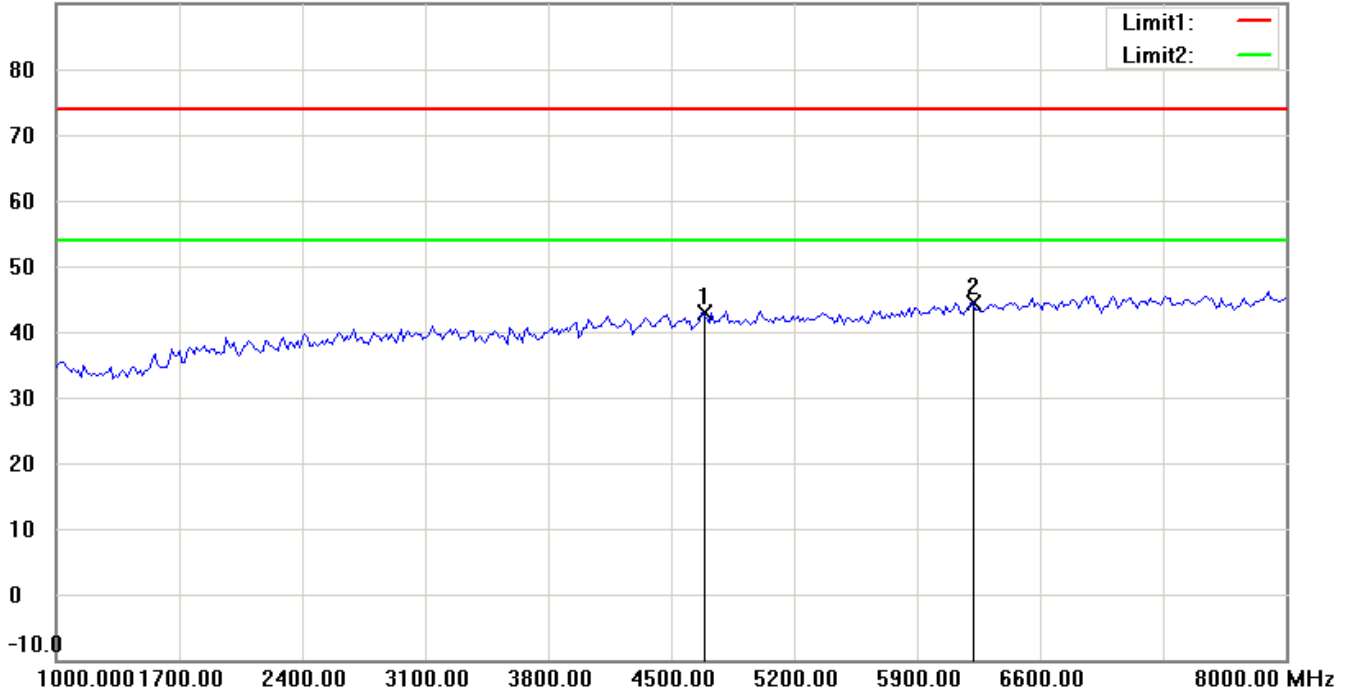
1. The attached measurement plots are preliminarily pre-scanned with peak detector for determining the final checking frequencies and are for reference only.
2. The some frequencies may exceed the limit line without the specified detectors, but that cannot present the results are failed to the specification of test standard.
3. For corrected test results are listed in the relevant table of radiated test data of this test report.



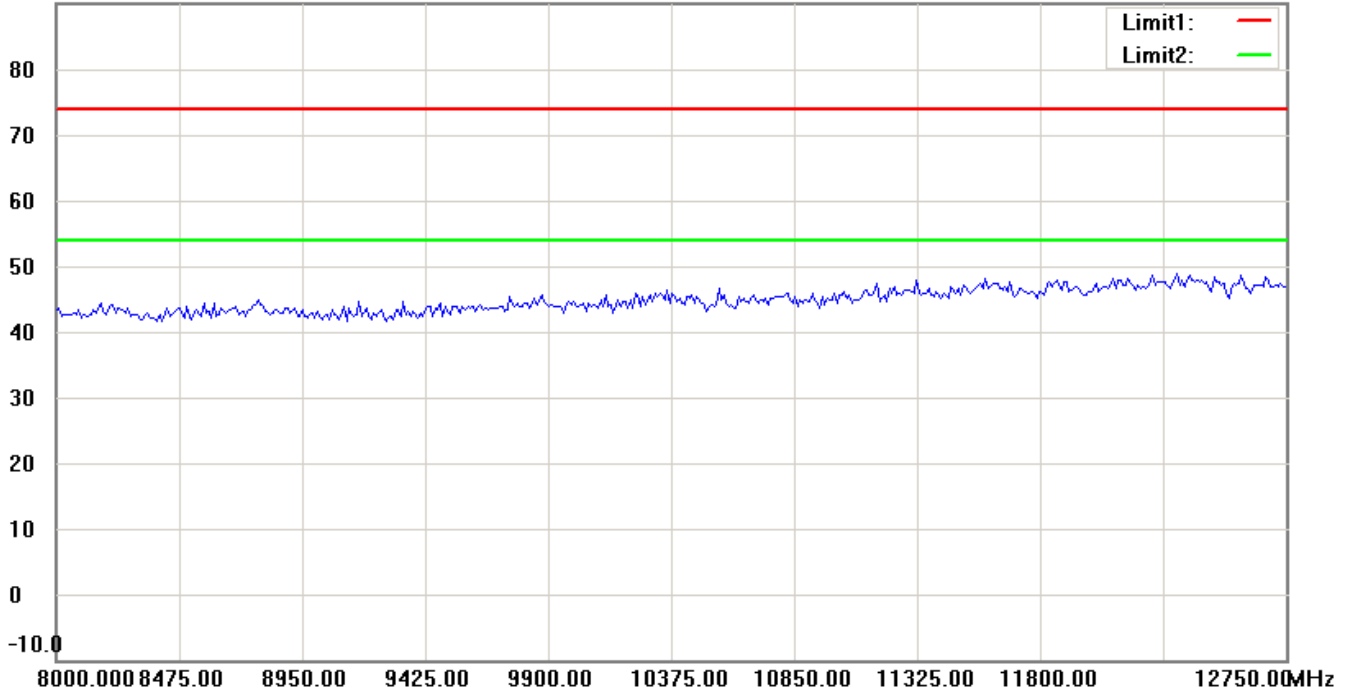
Report Number: W6M21308-13443-P-2224

FCC ID: GX9MX

90.0 dBuV/m



90.0 dBuV/m



Up Line: Peak Limit Line Down Line: Ave Limit Line

Note:

1. The attached measurement plots are preliminarily pre-scanned with peak detector for determining the final checking frequencies and are for reference only.
2. The some frequencies may exceed the limit line without the specified detectors, but that cannot present the results are failed to the specification of test standard.
3. For corrected test results are listed in the relevant table of radiated test data of this test report.



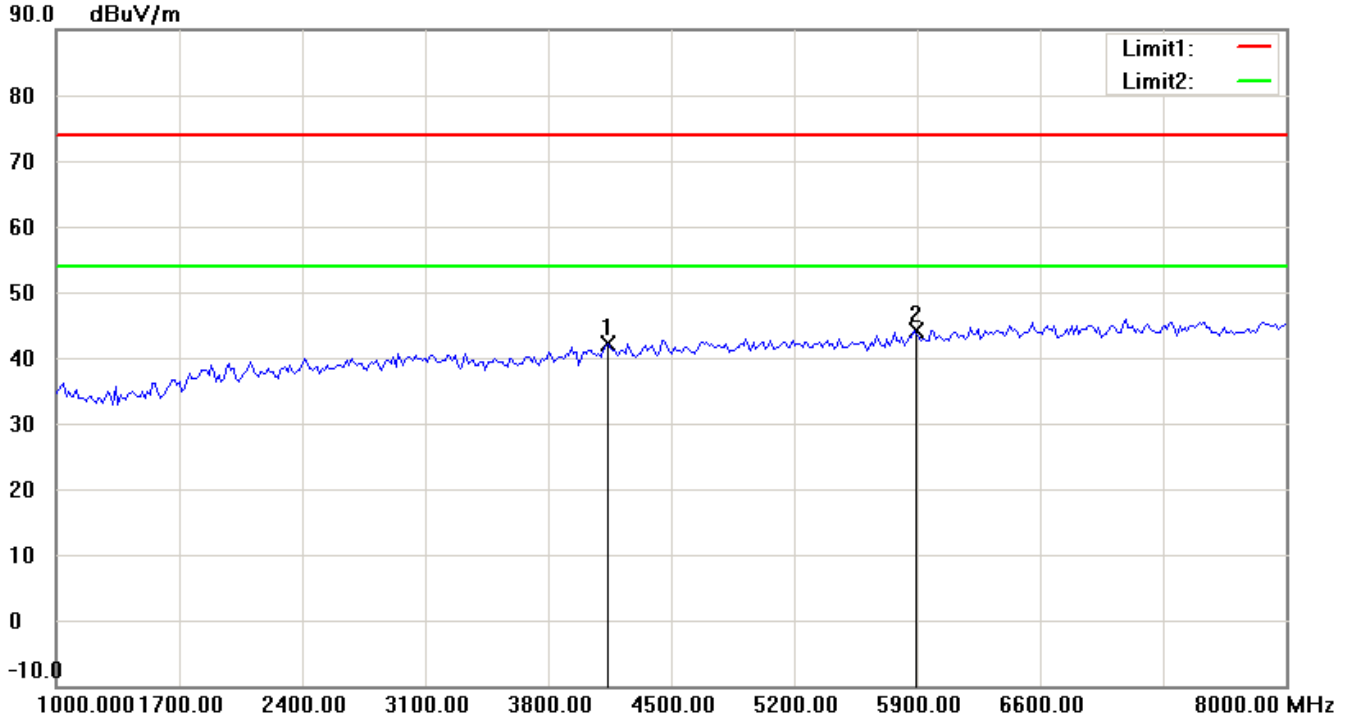
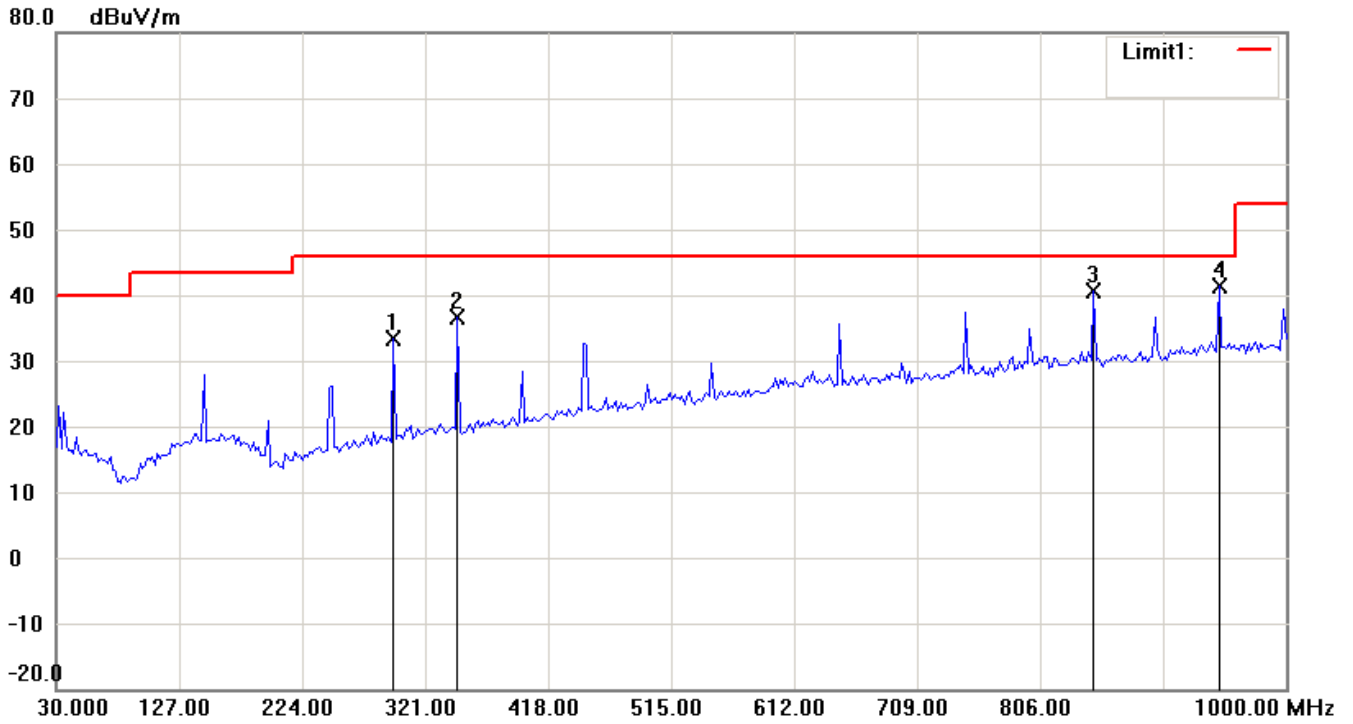
Worldwide Testing Services(Taiwan) Co., Ltd.

Report Number: W6M21308-13443-P-2224

FCC ID: GX9MX

Band V_Idle Mode_7.92 V


Antenna Polarization H



Up Line: Peak Limit Line Down Line: Ave Limit Line

Note:

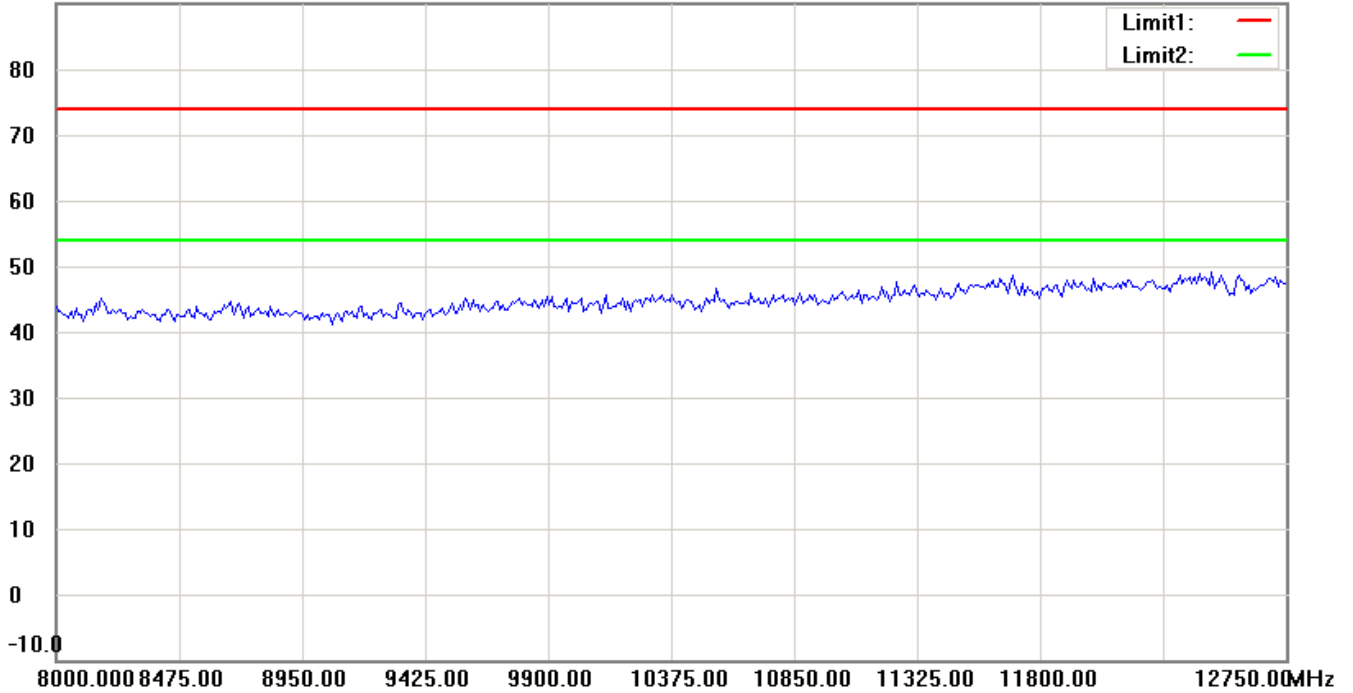
1. The attached measurement plots are preliminarily pre-scanned with peak detector for determining the final checking frequencies and are for reference only.
2. The some frequencies may exceed the limit line without the specified detectors, but that cannot present the results are failed to the specification of test standard.
3. For corrected test results are listed in the relevant table of radiated test data of this test report.



Report Number: W6M21308-13443-P-2224

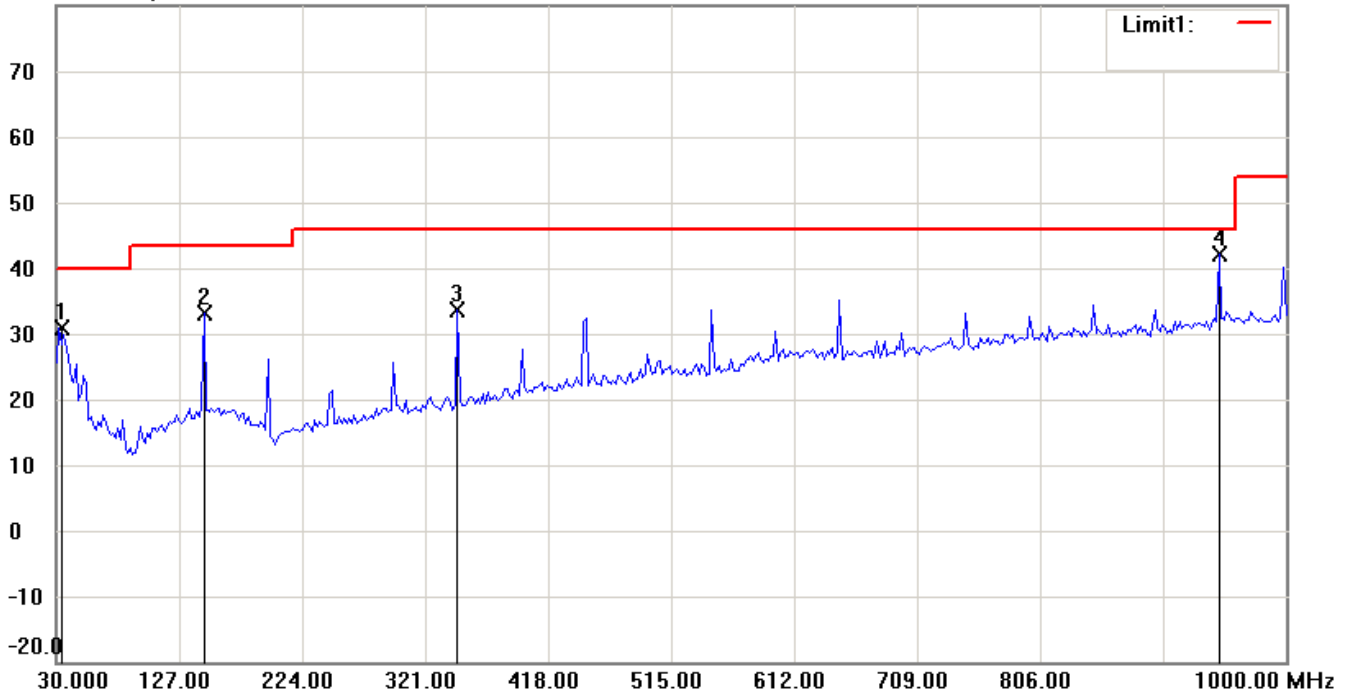
FCC ID: GX9MX

90.0 dBuV/m



Antenna Polarization V

80.0 dBuV/m



Up Line: Peak Limit Line Down Line: Ave Limit Line

Note:

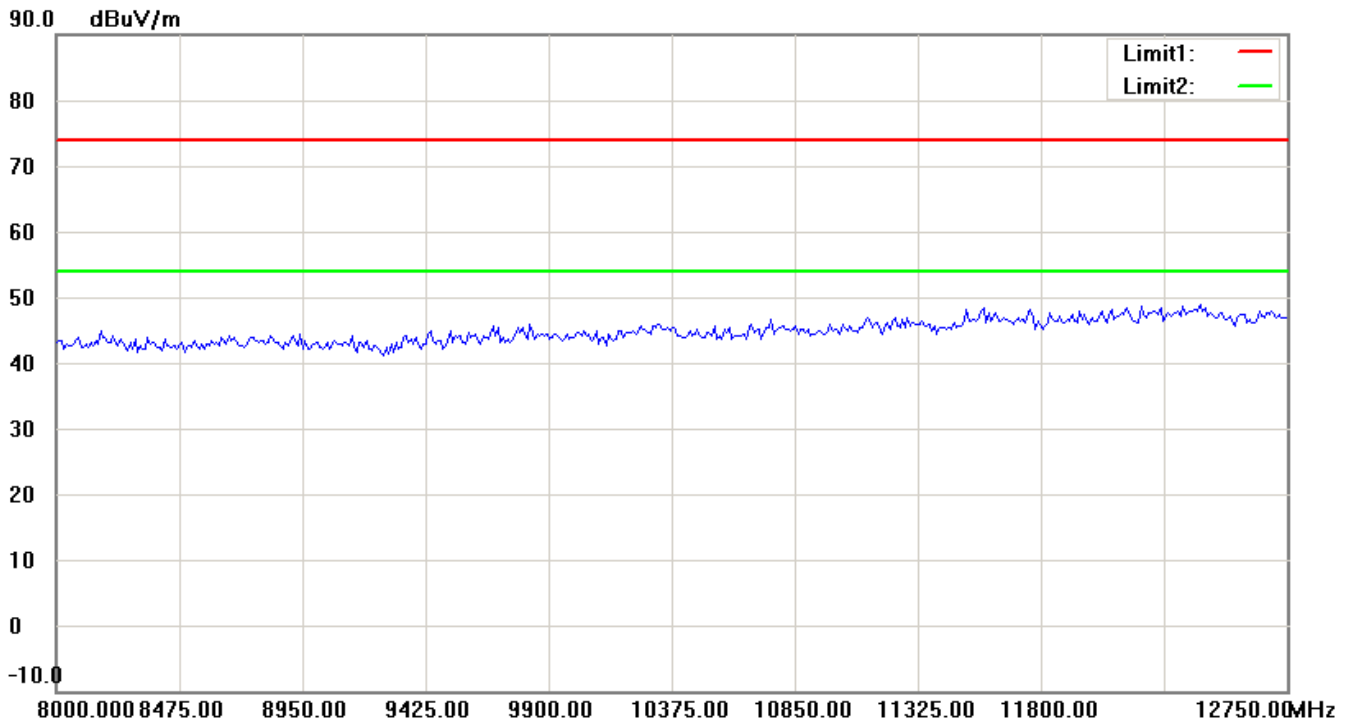
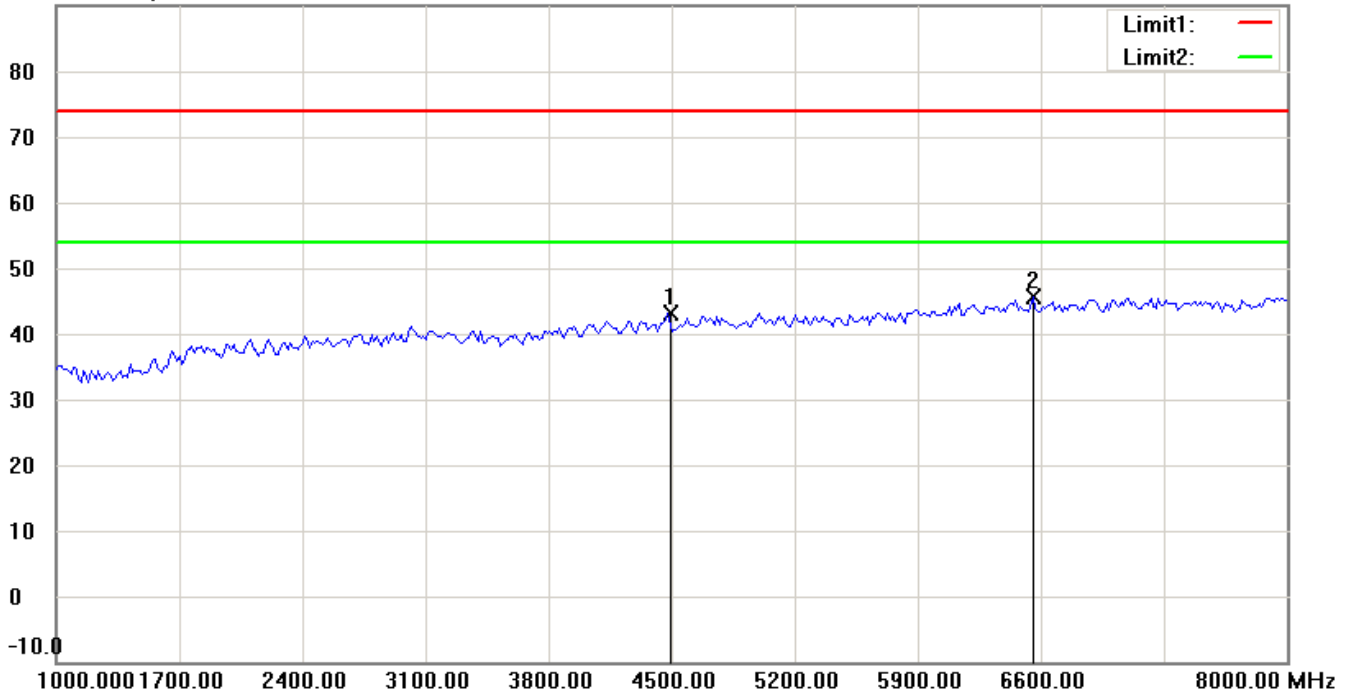
1. The attached measurement plots are preliminarily pre-scanned with peak detector for determining the final checking frequencies and are for reference only.
2. The some frequencies may exceed the limit line without the specified detectors, but that cannot present the results are failed to the specification of test standard.
3. For corrected test results are listed in the relevant table of radiated test data of this test report.



Report Number: W6M21308-13443-P-2224

FCC ID: GX9MX


90.0 dBuV/m



Up Line: Peak Limit Line Down Line: Ave Limit Line

Note:

1. The attached measurement plots are preliminarily pre-scanned with peak detector for determining the final checking frequencies and are for reference only.
2. The some frequencies may exceed the limit line without the specified detectors, but that cannot present the results are failed to the specification of test standard.
3. For corrected test results are listed in the relevant table of radiated test data of this test report.



Report Number: W6M21308-13443-P-2224

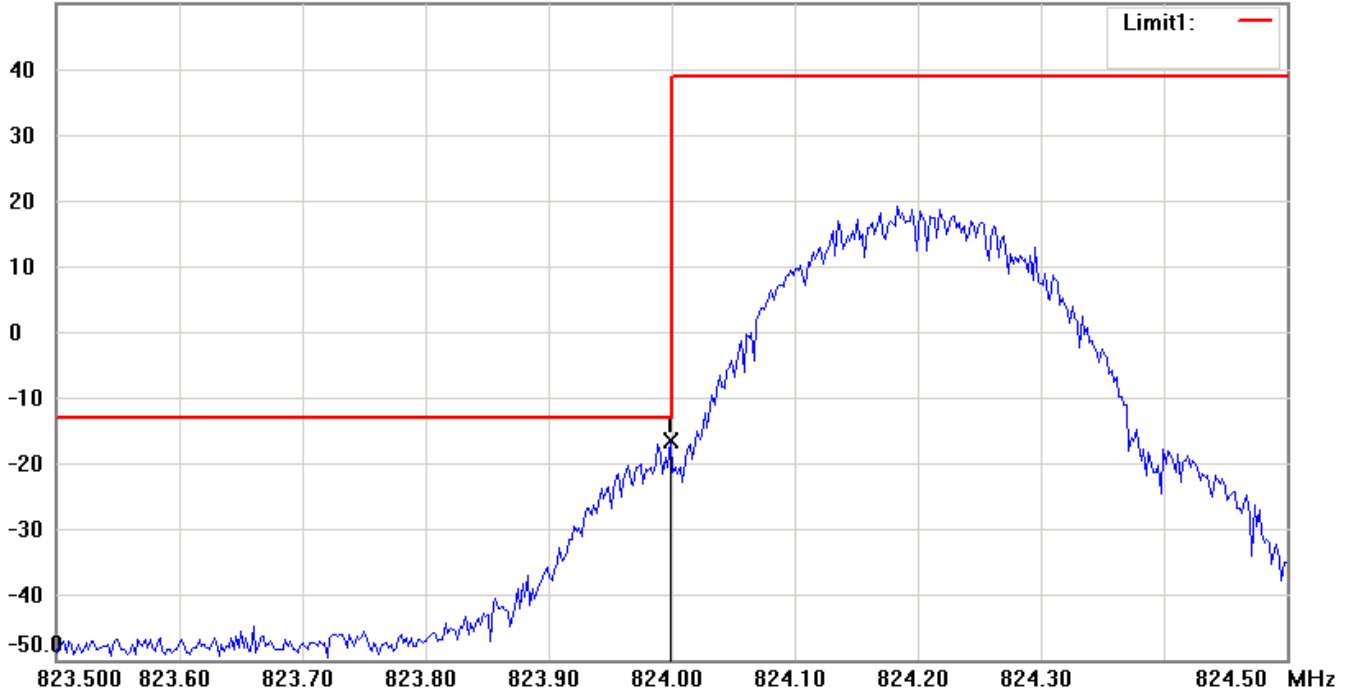
FCC ID: GX9MX

Band edge emissions

850 Band – channel 128

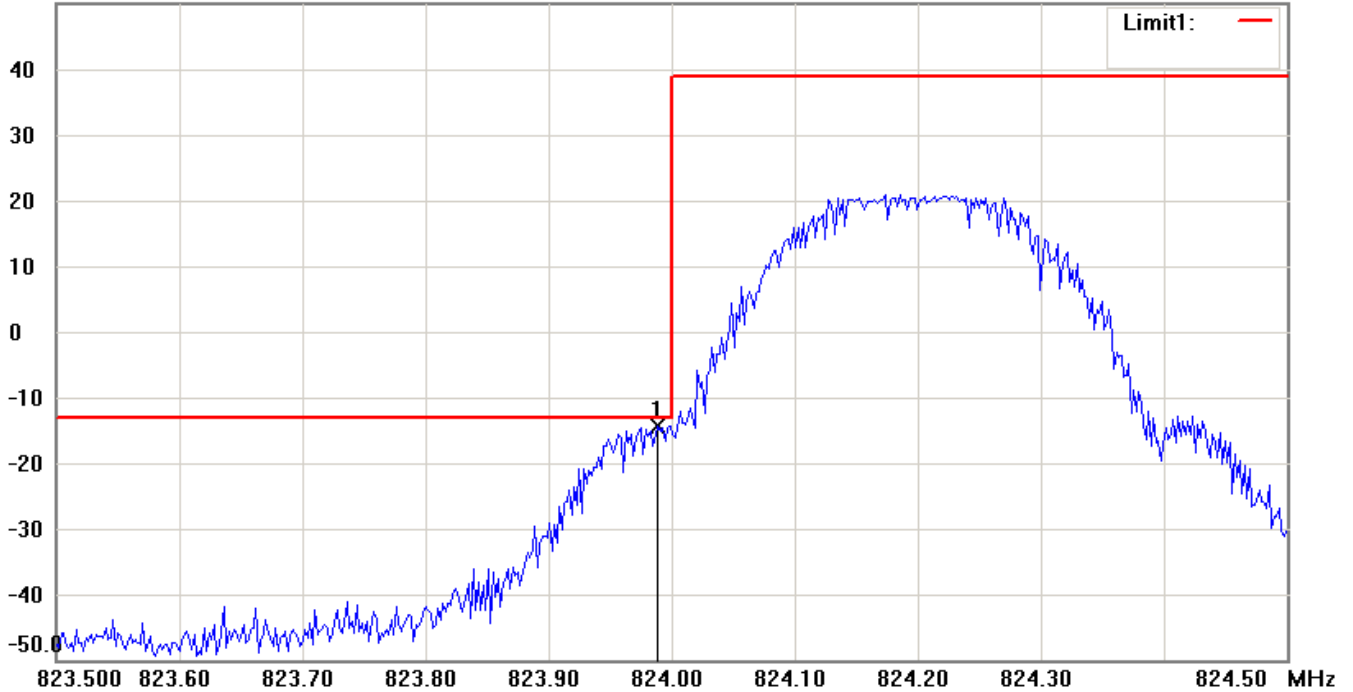
Antenna Polarization H


50.0 dBm



Antenna Polarization V

50.0 dBm



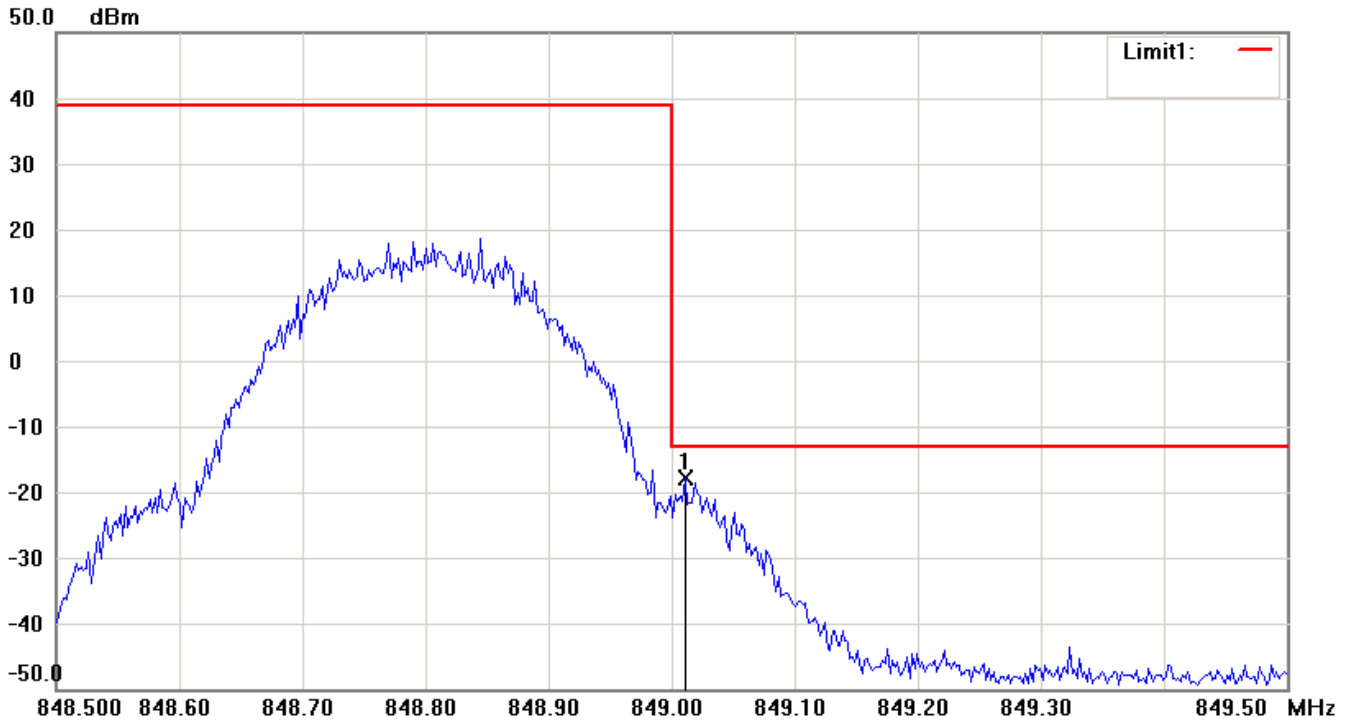


Report Number: W6M21308-13443-P-2224

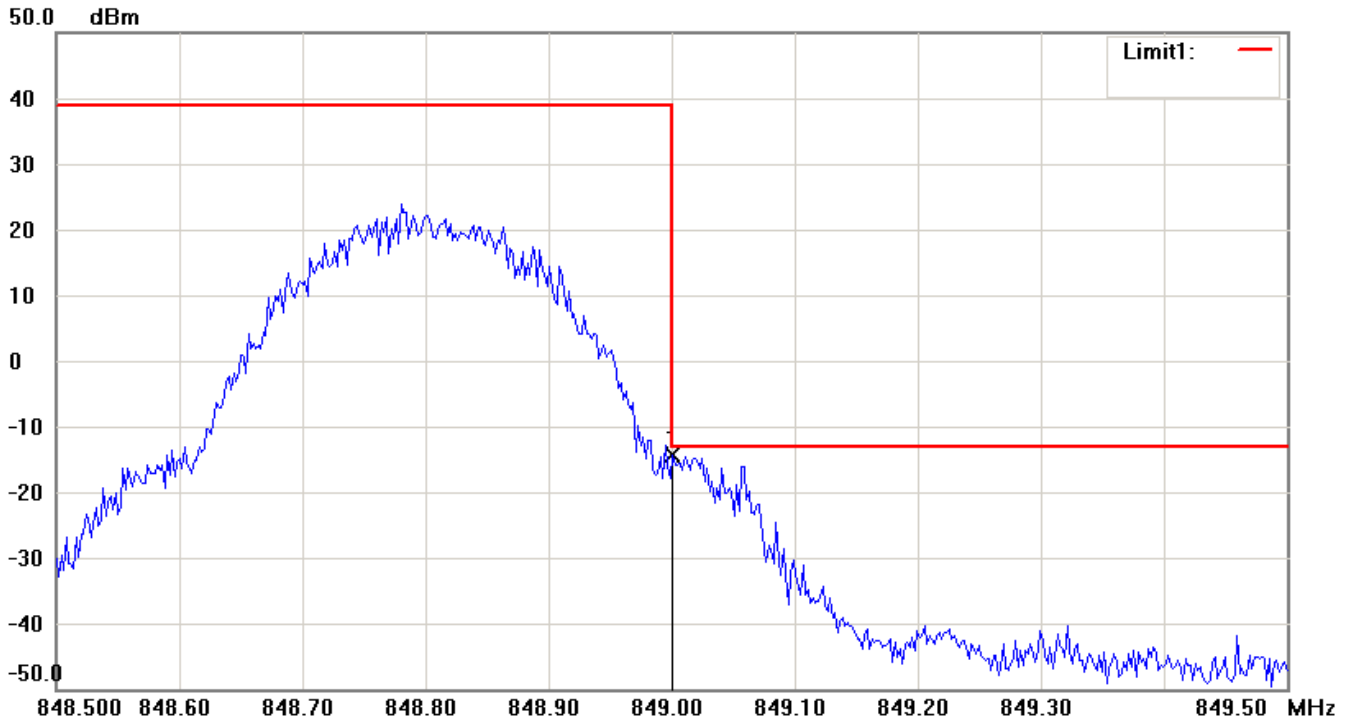
FCC ID: GX9MX

850 Band – channel 251

Antenna Polarization H



Antenna Polarization V



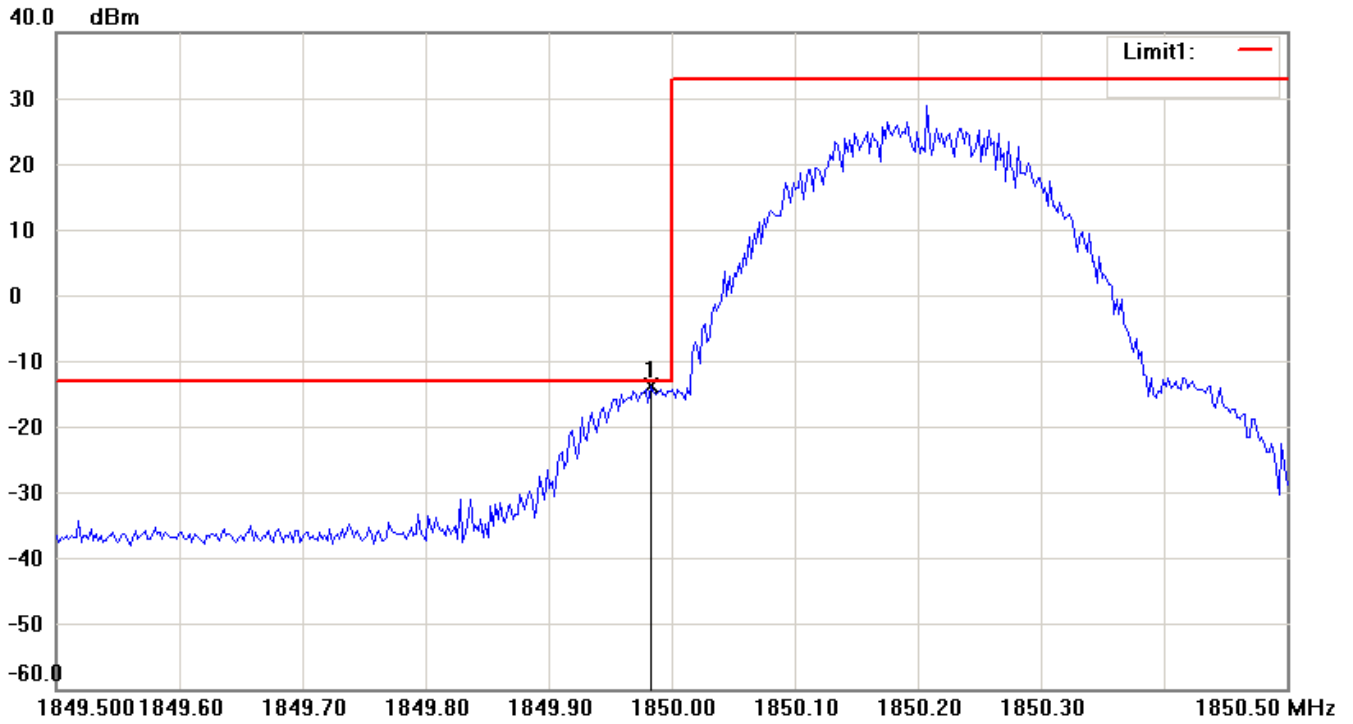


Report Number: W6M21308-13443-P-2224

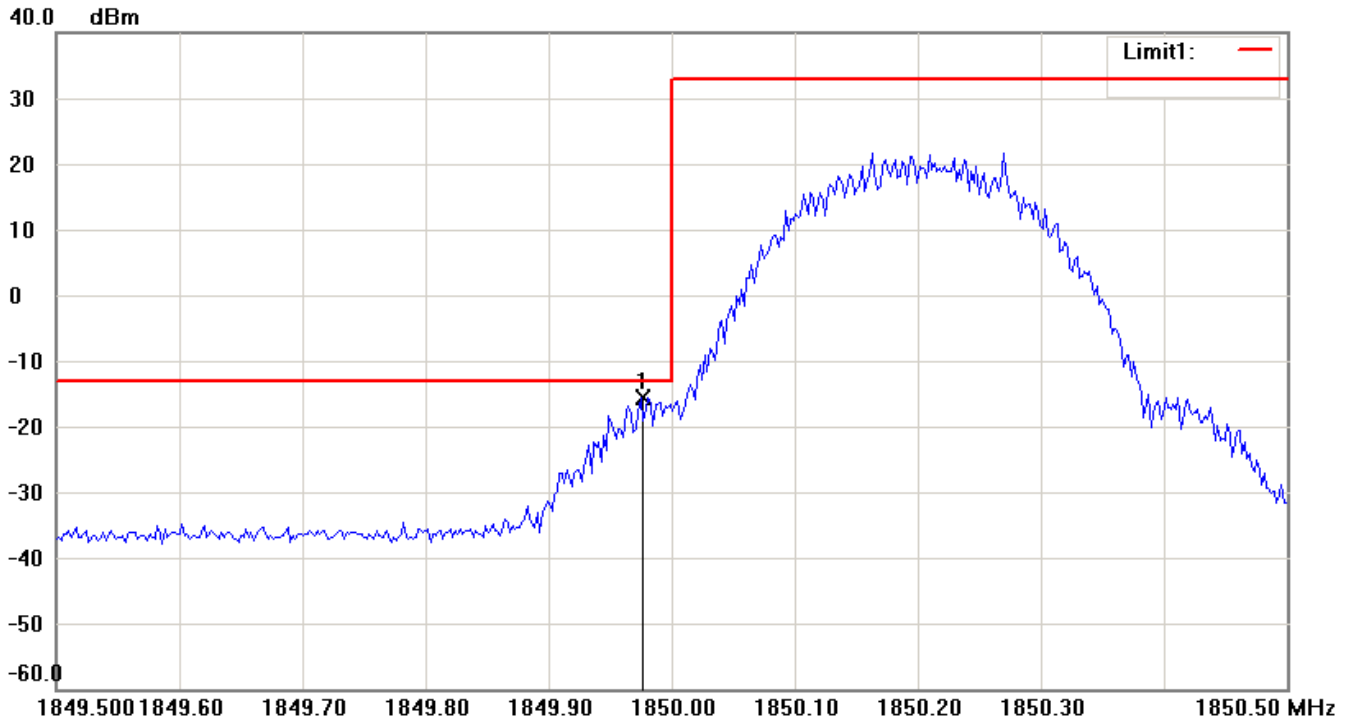
FCC ID: GX9MX


1900 Band – channel 512

Antenna Polarization H



Antenna Polarization V



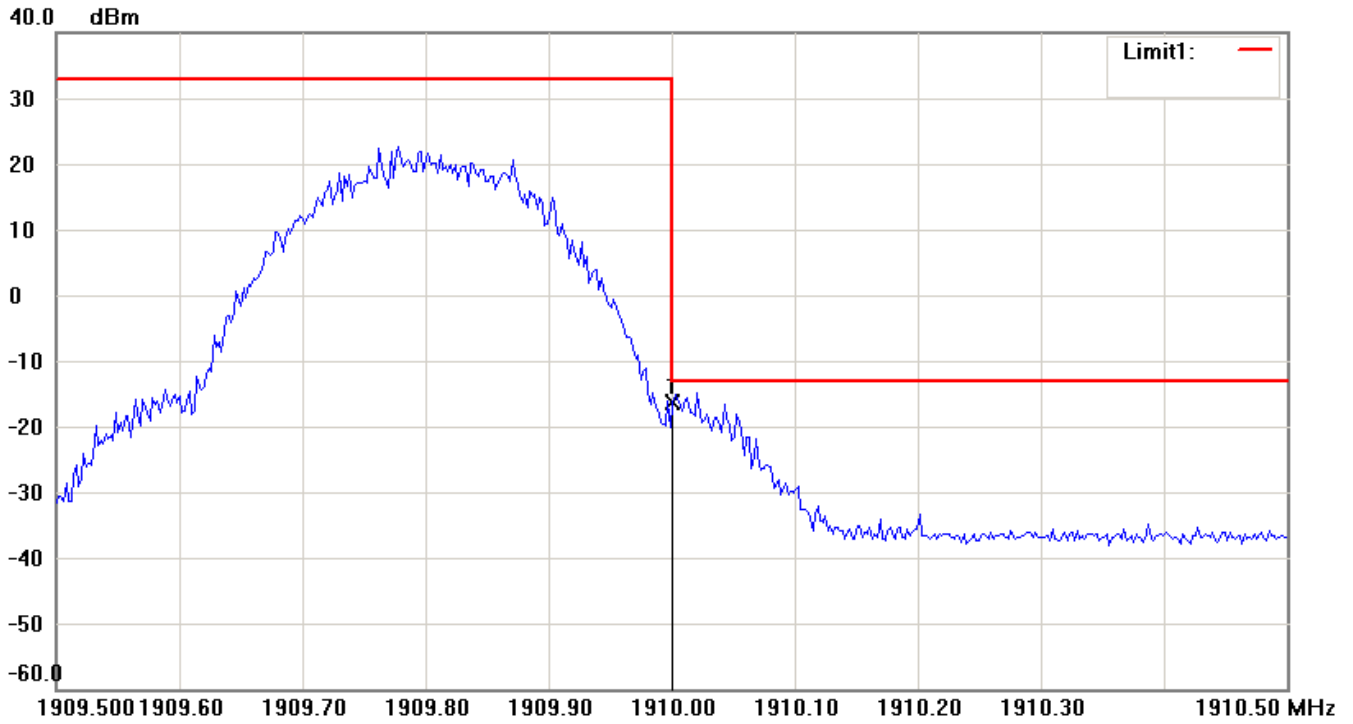


Report Number: W6M21308-13443-P-2224

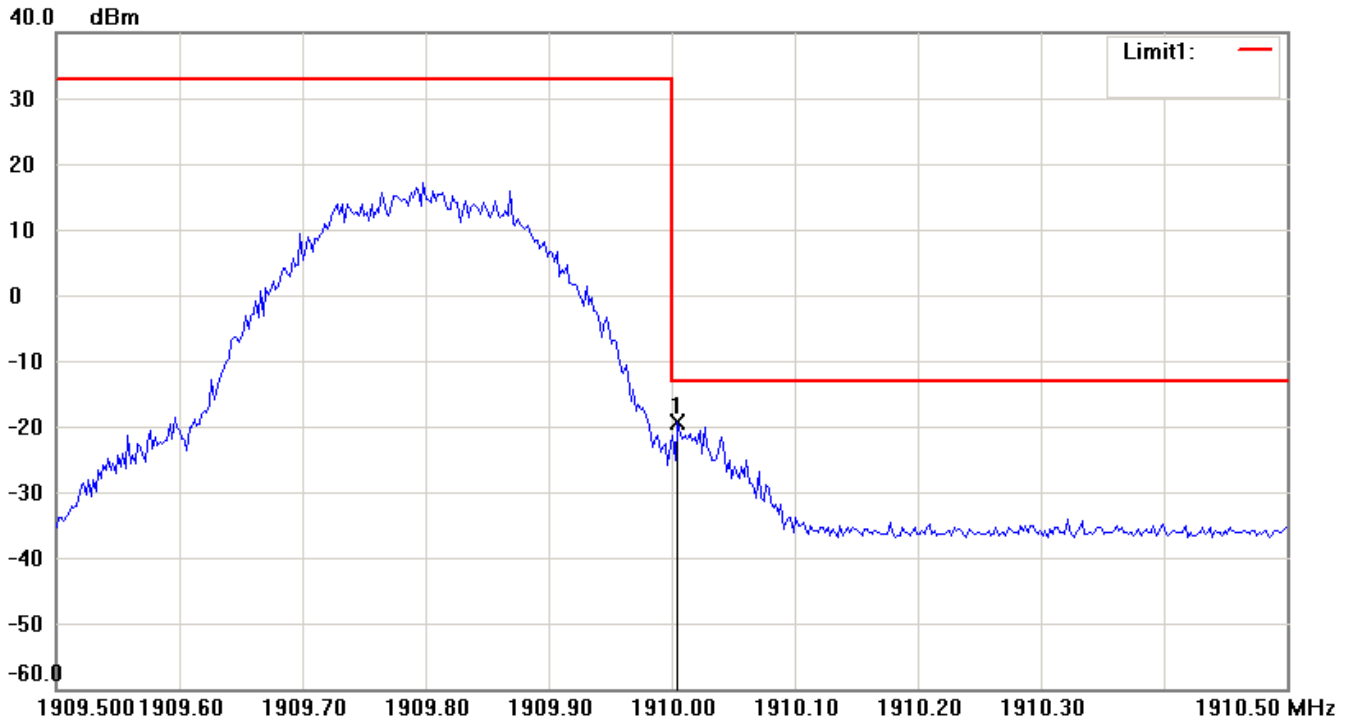
FCC ID: GX9MX


1900 Band – channel 810

Antenna Polarization H



Antenna Polarization V



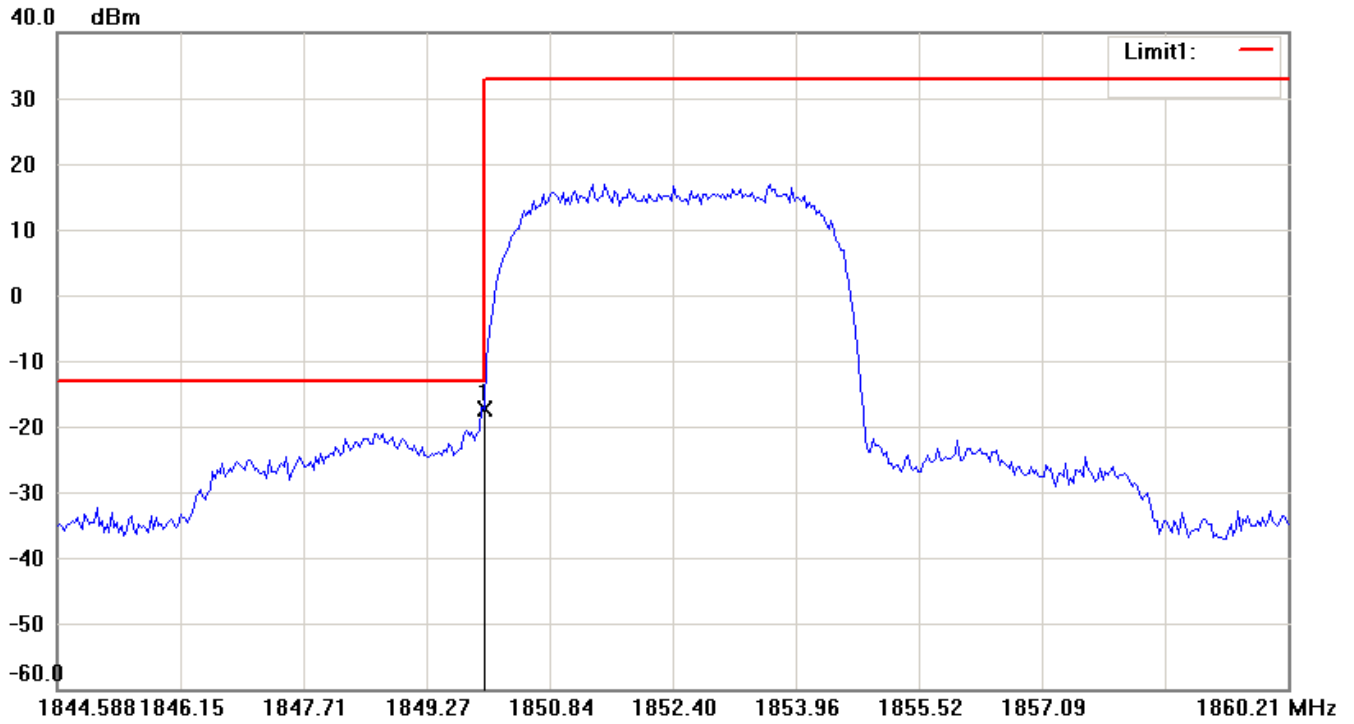


Report Number: W6M21308-13443-P-2224

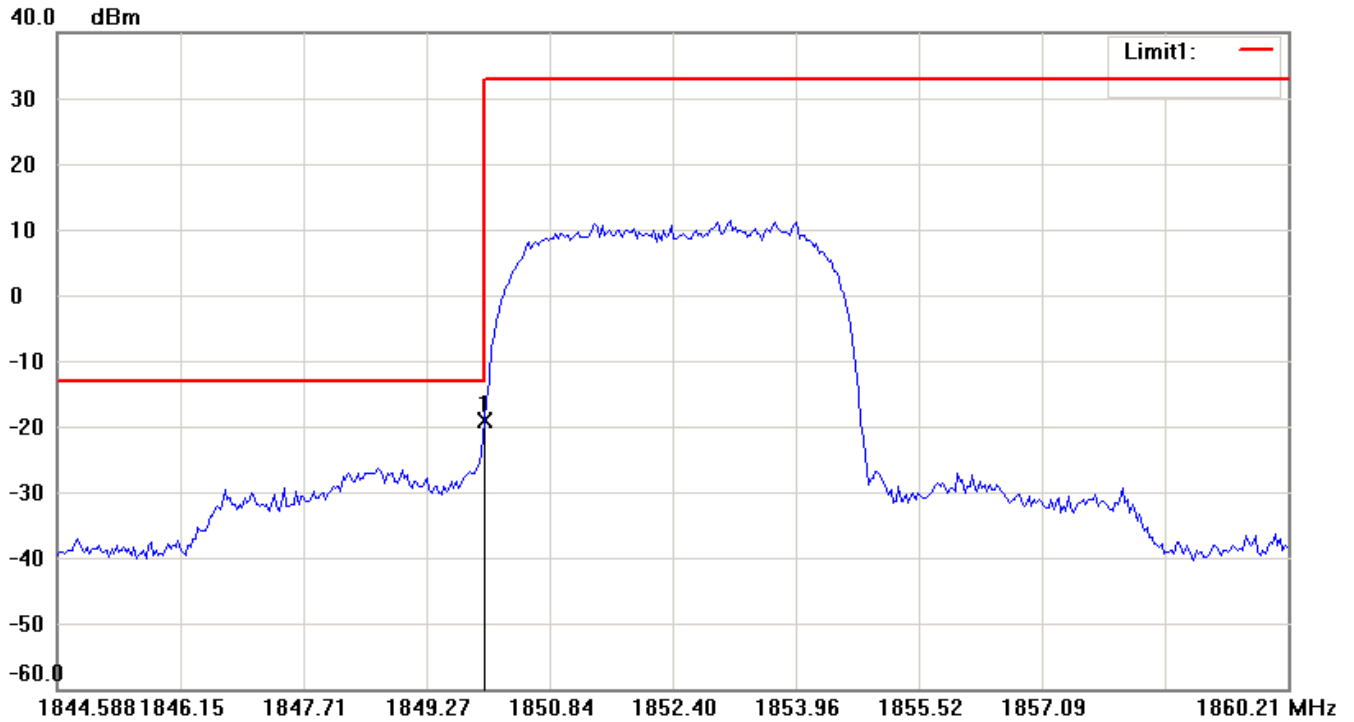
FCC ID: GX9MX


Band II – channel 9262

Antenna Polarization H



Antenna Polarization V





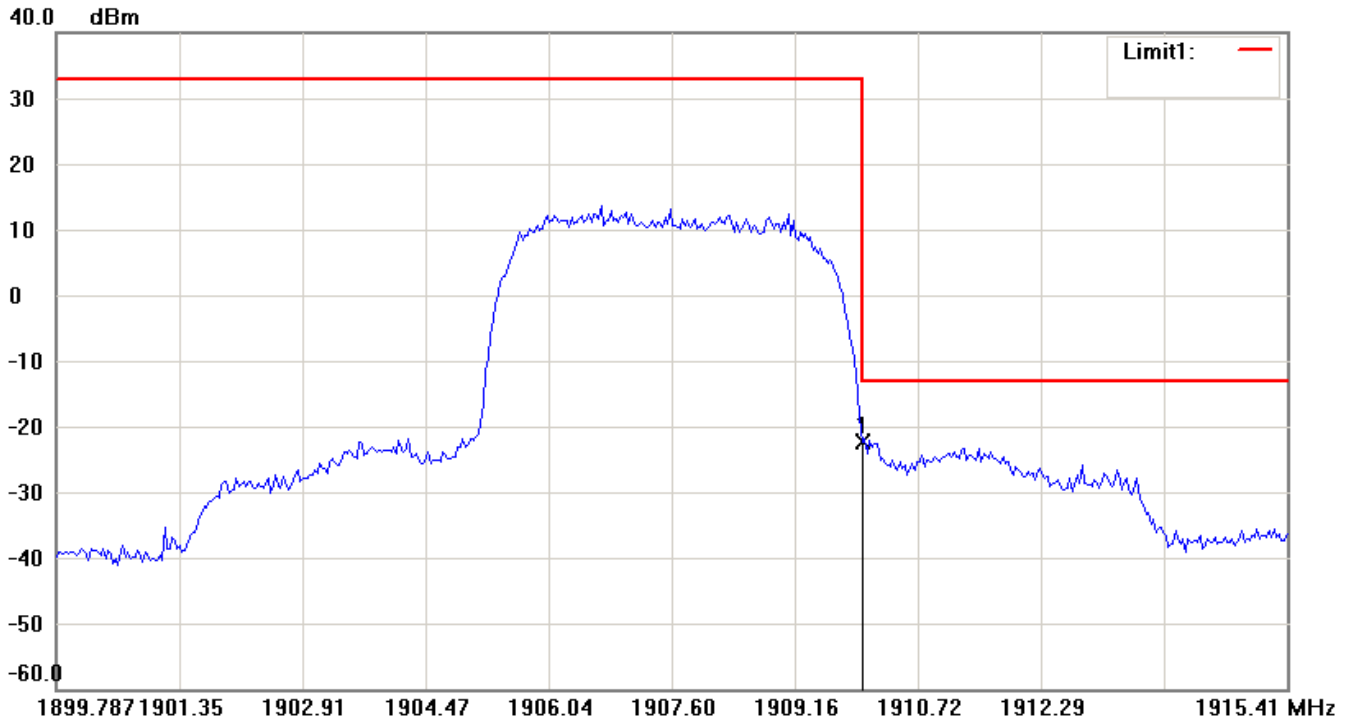
Worldwide Testing Services(Taiwan) Co., Ltd.

Report Number: W6M21308-13443-P-2224

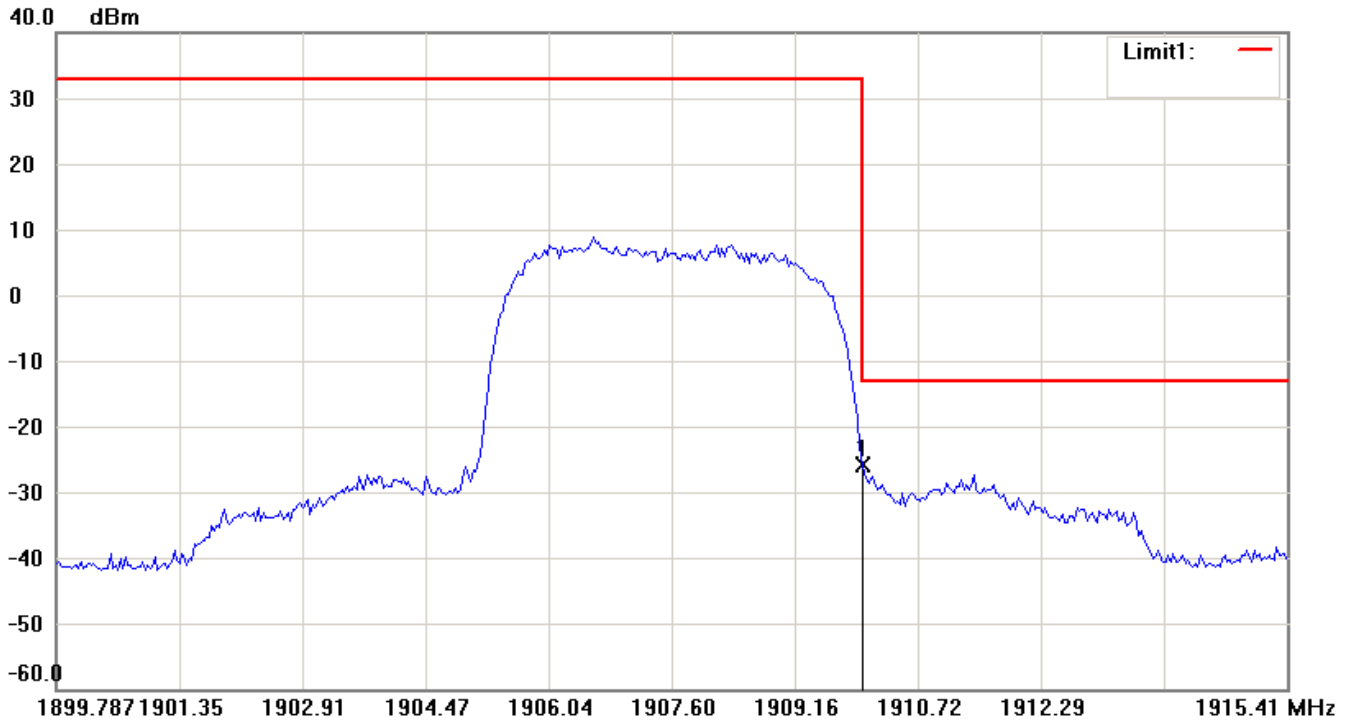
FCC ID: GX9MX

Band II – channel 9538

Antenna Polarization H



Antenna Polarization V





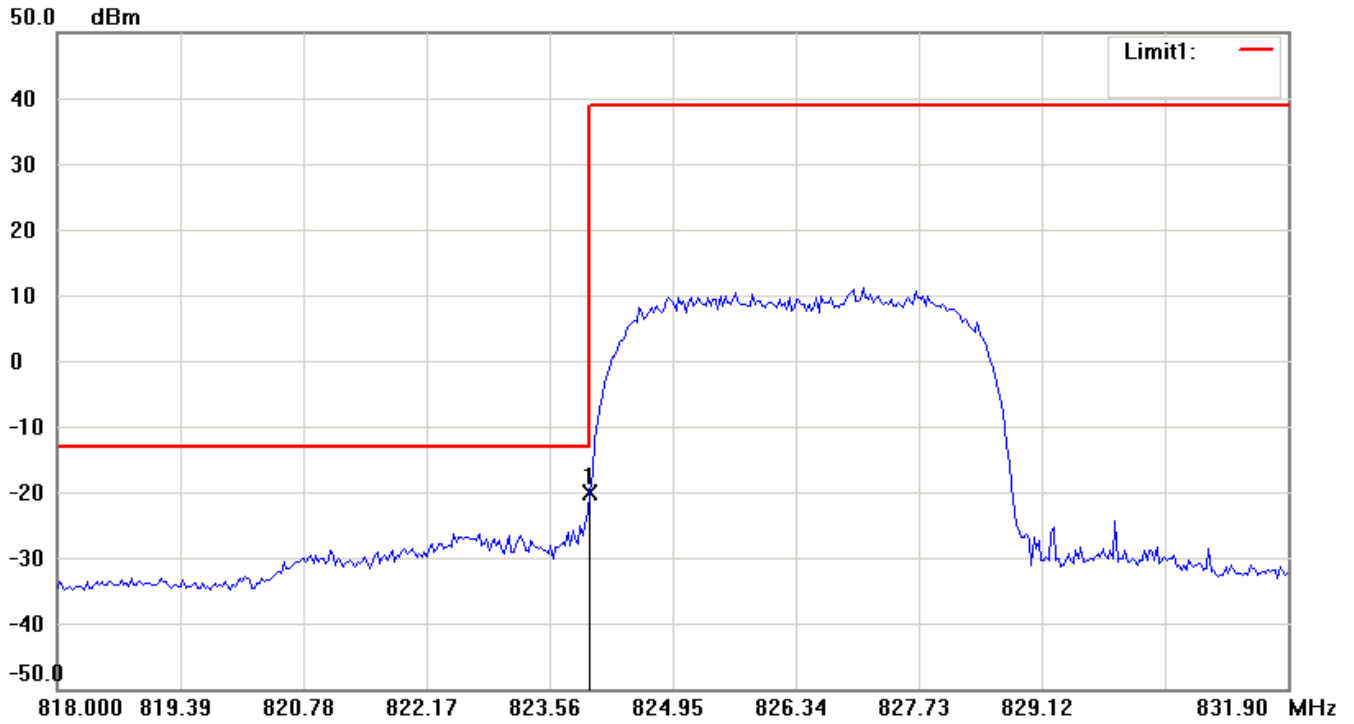
Worldwide Testing Services(Taiwan) Co., Ltd.

Report Number: W6M21308-13443-P-2224

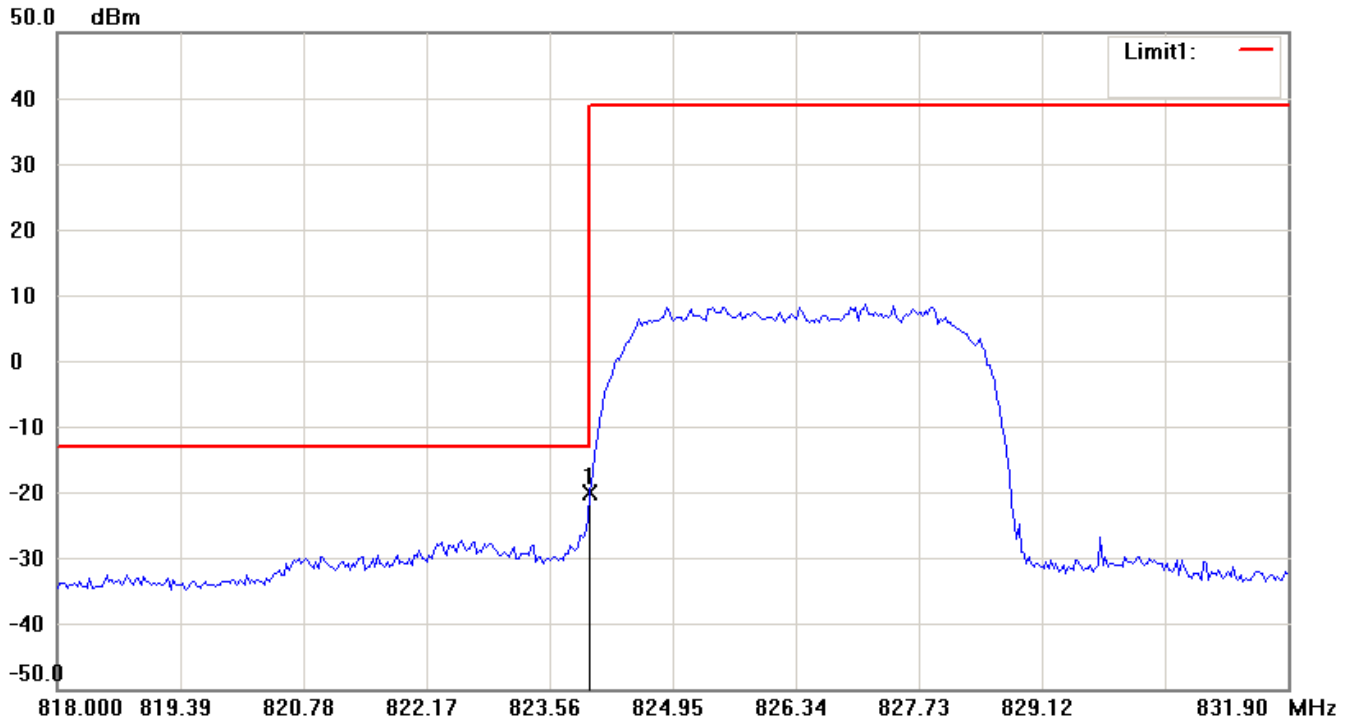
FCC ID: GX9MX

Band V – channel 4132

Antenna Polarization H



Antenna Polarization V



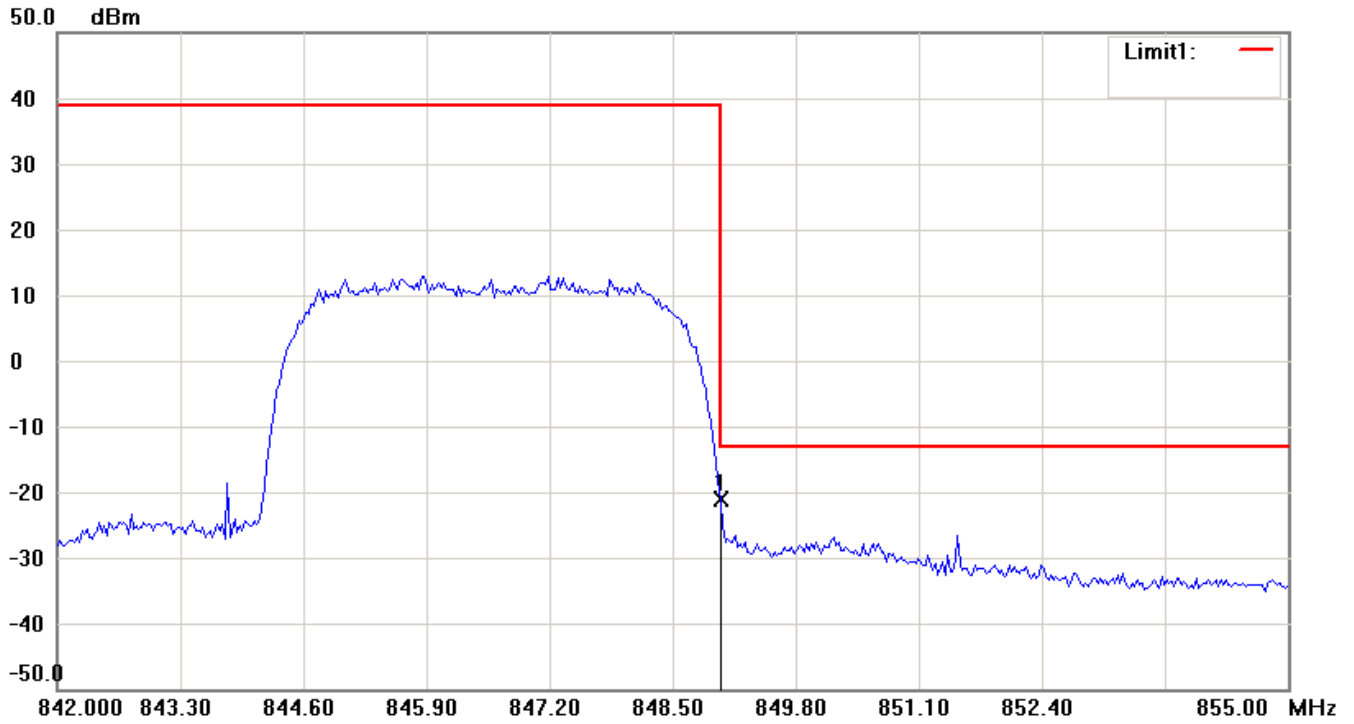


Report Number: W6M21308-13443-P-2224

FCC ID: GX9MX

Band V – channel 4233

Antenna Polarization H



Antenna Polarization V

