

**FCC RF Exposure Exemption report**

**for**

**PIR Motion Sensor**

**Model No.: IRx-xxxxx-xxxxx Series**

**(x=0~9, A~Z or blank)**

**FCC ID: GX9IR32**

**of**

Applicant: CLIMAX TECHNOLOGY CO., LTD.

Address: No. 258, Sinhu 2nd Rd., Neihu District, Taipei City 114,  
Taiwan ( R.O.C.)

Tested and Prepared

by

**Worldwide Testing Services (Taiwan) Co., Ltd.**


**FCC Registration No.: TW1477, TW1072**

**Industry Canada filed test laboratory Reg. No.: 20037, 5107A**



**Report No.: W6M22305-22698-EE**

6F, NO. 58, LANE 188, RUEY-KUANG RD., NEIHU TAIPEI 114, TAIWAN, R.O.C.  
TEL: 886-2-66068877 FAX: 886-2-66068879 E-mail: [wts@wts-lab.com](mailto:wts@wts-lab.com)



Registration number: W6M22305-22698-EE  
FCC ID: GX9IR32

**TABLE OF CONTENTS**

**1 GENERAL INFORMATION.....2**

1.1 NOTES .....2

1.2 TESTING LABORATORY .....3

    1.2.1 Location .....3

    1.2.2 Details of accreditation status .....3

1.3 DETAILS OF APPROVAL HOLDER .....3

1.4 APPLICATION DETAILS .....4

1.5 GENERAL INFORMATION OF TEST ITEM.....4

1.6 TEST STANDARDS .....4

**2 TECHNICAL TEST.....5**


2.1 SUMMARY OF TEST RESULTS.....5

2.2 TEST ENVIRONMENT .....5

2.3 TEST EQUIPMENT LIST.....5

**3 RF EXPOSURE TEST EXEMPTIONS .....6**

**4 EXEMPTION CALCULATION.....8**



# Worldwide Testing Services(Taiwan) Co., Ltd.

Registration number: W6M22305-22698-EE  
FCC ID: GX9IR32

## 1 General Information

### 1.1 Notes

The purpose of conformity testing is to increase the probability of adherence to the essential requirements or conformity specifications, as appropriate.

The complexity of the technical specifications, however, means that full and thorough testing is impractical for both technical and economic reasons.

Furthermore, there is no guarantee that a test sample which has passed all the relevant tests conforms to a specification.

Neither is there any guarantee that such a test sample will interwork with other genuinely open systems. The existence of the tests nevertheless provides the confidence that the test sample possesses the qualities as maintained and that its performance generally conforms to representative cases of communications equipment.

#### Laboratory disclaimer-

1. The test results of this test report relate exclusively to the item tested as specified in 1.5.
2. The test report may only be reproduced or published in full.
3. Reproduction or publication of extracts from the report requires the prior written approval of the Worldwide Testing Services(Taiwan) Co., Ltd.
4. Antenna gain is provided by applicant and laboratory issue relevant data and results.

#### **Tester:**


June 19, 2023	Rick Chen	<i>Rick Chen.</i>
---------------	-----------	-------------------

Date	WTS-Lab.	Name	Signature
------	----------	------	-----------

#### **Technical responsibility for area of testing:**

June 19, 2023	Kevin Wang	<i>Kevin Wang</i>
---------------	------------	-------------------

Date	WTS	Name	Signature
------	-----	------	-----------



# **Worldwide Testing Services(Taiwan) Co., Ltd.**

Registration number: W6M22305-22698-EE

FCC ID: GX9IR32

## **1.2 Testing laboratory**

### **1.2.1 Location**

10m OATS

No.5-1, Lishui, Shuang Sing Village, Wanli Dist.,  
New Taipei City 207, Taiwan (R.O.C.)

3 meter semi-anechoic chamber

No.35, Aly. 21, Ln. 228, Ankang Rd., Neihu Dist.,  
Taipei City 114, Taiwan (R.O.C.)  
Tel: 886-2-6613-0228

Worldwide Testing Services (Taiwan) Co., Ltd.  
6F., No. 58, Ln. 188, Ruiguang Rd., Neihu Dist.,  
Taipei City 114, Taiwan (R.O.C.)  
Tel: 886-2-6606-8877

### **1.2.2 Details of accreditation status**

Accredited testing laboratory

FCC filed test laboratory Reg. No.: TW1477, TW1072


Industry Canada filed test laboratory Reg. No.: 20037, 5107A

### **Test location, where different from Worldwide Testing Services (Taiwan) Co., Ltd.**

Name: ./.  
Accredited no.: ./.  
Street: ./.  
Town: ./.  
Country: ./.

## **1.3 Details of approval holder**

Name: CLIMAX TECHNOLOGY CO., LTD.  
Street: No. 258, Sinhu 2nd Rd., Neihu District,  
Town: Taipei City 114,  
Country: Taiwan ( R.O.C.)



Registration number: W6M22305-22698-EE  
FCC ID: GX9IR32

## 1.4 Application details

Date of receipt of test item: May 26, 2023  
Date of test: from May 29, 2023 to June 17, 2023

## 1.5 General information of Test item

Type of test item: PIR Motion Sensor  
Model no.: IRx-xxxxx-xxxxx Series(x=0~9, A~Z or blank)  
Multi-listing model no.: ./.  
Brand name: ./.  
Power supply: Battery 3 Vd.c.  
Type of antenna: Monopole Antenna  
Antenna gain: -7.53 dBi  
Operation modes: Simplex  
Sample no.: #02  
Special statement: ./.

Classification:

Fixed Device	<input checked="" type="checkbox"/>
Mobile Device (Human Body distance > 20cm)	<input type="checkbox"/>
Portable Device (Human Body distance < 20cm)	<input type="checkbox"/>

## Manufacturer: (if applicable)


Name: ./.  
Street: ./.  
Town: ./.  
Country: ./.

## 1.6 Test standards

47 CFR FCC Part 2.1093  
447498 D04 Interim General RF Exposure Guidance v01

## Special Statement

1. This test report is valid in connection to the model has been tested, any modification to the product which is different from the test model will avoid the certification of the test report.
2. This test report shall always be duplicated in full pages unless the written approval of the testing.
3. The x in model number is representing different case shape, case colors, led mask color, and control ID.
4. The model number of EUT is IR-32B. This model does not contain logo.



Registration number: W6M22305-22698-EE

FCC ID: GX9IR32

**2 Technical test**

**2.1 Summary of test results**

No deviations from the technical specification(s) were ascertained in the course of the tests performed.

**or**

The deviations were ascertained in the course of the tests performed.

**2.2 Test environment**

Relative humidity content: 20 ... 75 %

Air pressure: 86 ... 103 kPa

Power supply: Battery 3 Vd.c.


Extreme conditions parameters: ./.

Test item Name	Uncertainty
Estimation Result of Uncertainty of Conducted Output Power Measurement	Expanded Uncertainty : 1.48 dB

The decision rule is: Measurement uncertainty is not included in the calculation of test results.

**2.3 Test Equipment List**

No.	Test equipment	Type	Serial No.	Manufacturer	Cal. Date	Next Cal. Date
ETSTW-RE 055	SPECTRUM ANALYZER	FSU 26	200074	R&S	2023/3/22	2024/3/21



Registration number: W6M22305-22698-EE  
 FCC ID: GX9IR32

**3 RF Exposure Test Exemptions**

**3.1 1-mW Test Exemption**

$$P \leq 1\text{mW}$$

When the aggregate maximum available power of all transmitting antennas is  $\leq 1$  mW in the same time-averaging period.

**3.2 SAR-Based Exemption**

Max. time-averaged power(conducted power) or ERP  $\leq P_{th}$

$$P_{th}(\text{mW}) = ERP_{20\text{cm}} \left(\frac{d}{20}\right)^x \text{ for distance } d \leq 20\text{cm}$$

$$P_{th}(\text{mW}) = ERP_{20\text{cm}} \text{ for distance } 20\text{cm} < d \leq 40\text{cm}$$


$$x = -\log_{10} \left( \frac{60}{ERP_{20\text{cm}} \sqrt{f}} \right)$$

$$ERP_{20\text{cm}}(\text{mW}) \begin{cases} 0.3\text{GHz} \leq f < 1.5\text{GHz}: 2040 * f \\ 1.5\text{GHz} \leq f \leq 6\text{GHz}: 3060 \end{cases}$$

d: cm  
 f: GHz

**Table B.2 – Example Power Thresholds (mW)**

Frequency (MHz)	Distance (mm)									
	5	10	15	20	25	30	35	40	45	50
300	39	65	88	110	129	148	166	184	201	217
450	22	44	67	89	112	135	158	180	203	226
835	9	25	44	66	90	116	145	175	207	240
1900	3	12	26	44	66	92	122	157	195	236
2450	3	10	22	38	59	83	111	143	179	219
3600	2	8	18	32	49	71	96	125	158	195
5800	1	6	14	25	40	58	80	106	136	169



Registration number: W6M22305-22698-EE  
 FCC ID: GX9IR32

**3.3 MPE-Based Exemption**

General frequency and separation-distance dependent MPE-based effective radiated power (ERP) thresholds are in Table B.1 to support an exemption from further evaluation from 300 kHz through 100 GHz.

>300kHz & distance  $R > \lambda/2\pi$  , MPE-based exemption

**Table B.1 –Thresholds for single RF sources subject to routine environmental evaluation**

RF Source Frequency			Minimum Distance			Threshold ERP
$f_L$ MHz	-	$f_H$ MHz	$\lambda_L / 2\pi$	-	$\lambda_H / 2\pi$	W
0.3	-	1.34	159 m	-	35.6 m	$1,920 R^2$
1.34	-	30	35.6 m	-	1.6 m	$3,450 R^2/f^2$
30	-	300	1.6 m	-	159 mm	$3.83 R^2$
300	-	1,500	159 mm	-	31.8 mm	$0.0128 R^2/f^2$
1,500	-	100,000	31.8 mm	-	0.5 mm	$19.2 R^2$

f: MHz

R: m

$\lambda/2\pi$

$v=f \lambda$


v: speed of light =  $3 \times 10^8 m/s$

f: frequency (Hz)

$\lambda$ : wavelength

f (MHz)	$\lambda / 2\pi$ (m)	$\lambda / 2\pi$ (mm)
0.125	382	381,972
13.56	3.52	3,521
300	0.159	159
918	0.052	52
2400	0.020	19.9
5250	0.009	9.09
5600	0.009	8.53
5825	0.008	8.20
6000	0.008	7.96
7000	0.007	6.82
10000	0.005	4.77





Registration number: W6M22305-22698-EE

FCC ID: GX9IR32

**4 Exemption calculation**

**1-mW Test Exemption**

The maximum power is 93.30 dB $\mu$ V/m (0.6412 mW)

$$0.6412 \text{ mW} \leq 1\text{mW}$$

The device is qualify for simultaneous transmission SAR exemption.