

**FCC PART 22/24 TEST REPORT**

**for**

**Gateway**

**Model No.: HPGW-Gxx(x=0~9 or blank)**

**FCC ID: GX9HPGW**

of

Applicant: Climax Technology Co Ltd

Address: No. 258, Sinhu 2nd Rd., Neihu District Taipei City 114 Taiwan

Tested and Prepared

by

**Worldwide Testing Services (Taiwan) Co., Ltd.**

**FCC Registration No.: 930600**

**Industry Canada filed test laboratory Reg. No. IC 5679A-1, IC 5107A-1**

**A2LA Accredited No.: 2732.01**



**Report No.: W6M21507-15160-P-2244**

6F, NO. 58, LANE 188, RUEY-KUANG RD., NEIHU TAIPEI 114, TAIWAN, R.O.C.  
TEL: 886-2-66068877 FAX: 886-2-66068879 E-mail: [wts@wts-lab.com](mailto:wts@wts-lab.com)



# Worldwide Testing Services(Taiwan) Co., Ltd.

Report Number: W6M21507-15160-P-2224  
FCC ID: GX9HPGW

## Certification of Test Report

Applicant : Climax Technology Co Ltd  
No. 258, Sinhu 2nd Rd., Neihu District Taipei City 114 Taiwan  
Manufacturer : Climax Technology Co Ltd  
No. 258, Sinhu 2nd Rd., Neihu District Taipei City 114 Taiwan

Tested Equipment :  
Type Description : Gateway  
Model No. : HPGW-Gxx(x=0~9 or blank)  
Multi-listing Model No.: 104010/A  
Brand Name : CLIMAX, abode  
(for multi-listing model no.: 104010/A)  
Operation Frequency : 824.2-848.8MHz / 1850.2 - 1909.8 MHz  
WCDMA BAND II: 1852.4 – 1907.6 MHz  
WCDMA BAND V: 826.4-846.6 MHz  
RF Output Power: 1) Band 850 MHz: 21.55 dBm (ERP)  
2) Band 1900 MHz: 31.40 dBm (EIRP)  
3) BAND II: 28.17 dBm (EIRP)  
4) BAND V: 12.39 dBm (ERP)  
Power Supply : Adaptor: AC Input: 100-240V~50/60Hz, 0.6A  
DC Output: 12V, 2A  
Battery: 1.2\*6 VDC, 1600 mAh

Regulation Applied : 47CFR Part 22 (2014-10) and Part 24 (2014-10)


Test Method : 47CFR Part 2 (2014), TIA/EIA-603C (2010) and  
ANSI C63.4 (2014)

I HEREBY CERTIFY THAT: The test results written in this report were derived conscientiously in accordance with the requirements and procedures of 47CFR Part 2(2014), TIA/EIA-603C (2010), and it was found that the device described above is in compliance with the applicable limits specified in 47CFR Part 22/24.

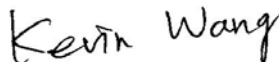
### Note:


1. The result of this test report is valid only in connection to the sample has been tested at the laboratory of Worldwide Testing Services (Taiwan) Co. Ltd.
2. This test report shall always be duplicated in full pages unless the written approval of the testing laboratory is obtained.

### Test Engineer:

September 15, 2015                      Kent Lin                        
\_\_\_\_\_  
Date                      WTS-Lab.                      Name                      Signature

### Technical responsibility for area of testing:

September 15, 2015                      Kevin Wang                        
\_\_\_\_\_  
Date                      WTS                      Name                      Signature



Report Number: W6M21507-15160-P-2224

FCC ID: GX9HPGW

**TABLE OF CONTENTS**

**1. SUMMARY .....3**

1.1 DESCRIPTION OF TESTED EQUIPMENT .....3

1.2 DATE OF TESTING PROCESSING .....3

1.3 MODIFICATION INFORMATION .....3

1.4 TEST STANDARDS.....3

1.5 SUMMARY OF TEST RESULT.....4

**2. GENERAL INFORMATION .....5**

2.1 TESTING LABORATORY .....5

    2.1.1 Location .....5

    2.1.2 Details of accreditation status .....5

    2.1.3 Test location, where different from Worldwide Testing Services (Taiwan) Co., Ltd. ....5

2.2 DETAILS OF APPROVAL HOLDER.....5

2.3 DESCRIPTION OF TESTED SYSTEM.....6

2.4 TEST ENVIRONMENT .....6

2.5 GENERAL TEST REQUIREMENT .....7

2.6 TEST EQUIPMENT LIST .....8

**3. RF POWER OUTPUT .....10**

3.1 TEST PROCEDURE.....10

    3.1.1 Conducted Method.....10

    3.1.2 Radiated Method.....10

3.2 TEST RESULTS .....12

**4. MODULATION CHARACTERISTICS .....25**

4.1 TEST PROCEDURE.....25

4.2 TEST RESULTS .....25

**5. OCCUPIED BANDWIDTH.....26**

5.1 TEST PROCEDURE.....26

5.2 TEST RESULTS .....26

**6. SPURIOUS EMISSIONS AT ANTENNA TERMINALS .....39**

6.1 TEST PROCEDURE.....39

6.2 TEST RESULTS .....39

6.3 EXPLANATION OF TEST RESULT .....87

6.4 CALCULATION OF LIMIT FOR SPURIOUS AT ANTENNA TERMINALS.....87

**7. FIELD STRENGTH OF SPURIOUS RADIATION.....88**

7.1 TEST PROCEDURE.....88

7.2 TEST RESULTS .....88


7.3 EXPLANATION OF TEST RESULT.....88

7.4 CALCULATION OF LIMIT FOR FIELD STRENGTH OF SPURIOUS .....88

7.5 TEST RESULT OF BAND EDGE EMISSIONS .....89

**8. FREQUENCY STABILITY .....105**

8.1 TEST PROCEDURE.....105




# Worldwide Testing Services(Taiwan) Co., Ltd.

Report Number: W6M21507-15160-P-2224

FCC ID: GX9HPGW

8.2	TEST RESULTS .....	106
8.2.1	<i>Frequency Stability vs. Temperature</i> .....	106
<b>9</b>	<b>MAXIMUM PERMISSIBLE EXPOSURE.....</b>	<b>108</b>
9.1	APPLICABLE STANDARD .....	108
9.2	MPE CALCULATION METHOD .....	108
<b>APPENDIX</b>	<b>.....</b>	<b>110</b>



Report Number: W6M21507-15160-P-2224

FCC ID: GX9HPGW

## **1. Summary**

### **1.1 Description of tested equipment**

This equipment under tested, HPGW-Gxx(x=0~9 or blank), is a Gateway with built-in GSM 850/PCS 1900 MHz and supporting HSDPA and WCDMA.

The operation frequency bands and rated RF output power are listed as follows:

824.2-848.8MHz (Cellular, Part 22), 21.55 dBm / 0.143 W (ERP)

1850.2-1909.8MHz (Cellular, Part 24), 31.40 dBm / 1.380 W (EIRP)

Band II (Cellular, Part 24), 28.17 dBm / 0.656 W (EIRP)

Band V (Cellular, Part 22), 12.39 dBm / 0.017 W (ERP)

This test report only contains test requirements specified in 47CFR Part 22 and Part 24 for GSM function and WCDMA function, for other functions; please refer to separate test report with respect to the relevant test standard and specification.

### **1.2 Date of testing processing**

Test sample received: July 23, 2015

Test finished: September 15, 2015

Other Information: None

### **1.3 Modification Information**

No modification was made during the all test items been performed.


### **1.4 Test standards**

Technical standard: **FCC Part 2(2014), TIA/EIA-603C (2010), ANSI C63.4 (2014) 47CFR Part 22 (2014-10), and Part 24 (2014-10)**

Deviation from test standard: None

### **Special statement:**

1. This test report is valid in connection to the model has been tested, any modification to the product which is different from the test model will avoid the certification of the test report.
2. This test report shall always be duplicated in full pages unless the written approval of the testing laboratory is obtained.
3. The x in model number is representing different case shape, case colors, led mask and customer's number.
4. The model number of EUT is HPGW-G5.



Report Number: W6M21507-15160-P-2224

FCC ID: GX9HPGW


**1.5 Summary of test result**

Band: 850 MHz & Band V

Section in this Report	Test Item	FCC relevant Section	Verdict
3.2	RF Power Output (Effective radiated power)	2.1046(a), 22.913(a)	Pass
4.2	Modulation characteristics	2.1047	Not Required
5.2	Occupied bandwidth	2.1049(h)	Pass
6.2	Spurious emissions at antenna terminals	22.917(a), 2.1051	Pass
7.2	Field strength of spurious radiation	22.917(a), 2.1053	Pass
7.5	Band Edge emissions	22.917(a)	Pass
8.2	Frequency stability	2.1055 22.355	Pass

Band: 1900 MHz & Band II

Section in this Report	Test Item	FCC Relevant Section	Verdict
3.2	RF Power Output (Equivalent isotropically radiated power)	2.1046(a), 24.232	Pass
4.2	Modulation characteristics	2.1047	Not Required
5.2	Occupied bandwidth	2.1049(h) 24.238(b)	Pass
6.2	Spurious emissions at antenna terminals	24.238(a), 2.1051	Pass
7.2	Field strength of spurious radiation	24.238(a), 2.1053	Pass
7.5	Band Edge emissions	24.238(b)	Pass
8.2	Frequency stability	2.1055 24.235	Pass



Report Number: W6M21507-15160-P-2224

FCC ID: GX9HPGW

**2. General Information**

**2.1 Testing laboratory**

**2.1.1 Location**

OATS  
No.5-1, Shuang Sing Village,  
LiShuei Rd., Wanli Township,  
Taipei County 207, Taiwan (R.O.C.)  
Company  
Worldwide Testing Services (Taiwan) Co., Ltd.  
6F, NO. 58, LANE 188, RUEY-KUANG RD.  
NEIHU, TAIPEI 114, TAIWAN R.O.C.  
Tel : 886-2-66068877  
Fax : 886-2-66068879

**2.1.2 Details of accreditation status**

Accredited testing laboratory  
A2LA-registration number: 2732.01  
FCC filed test laboratory Reg. No. 930600  
Industry Canada filed test laboratory Reg. No. IC 5679A-1, IC 5107A-1

**2.1.3 Test location, where different from Worldwide Testing Services (Taiwan) Co., Ltd.**


**Name:** ./.  
**Accredited number:** ./.  
**Street:** ./.  
**Town:** ./.  
**Country:** ./.  
**Telephone:** ./.  
**Fax:** ./.

**2.2 Details of approval holder**

**Name:** Climax Technology Co Ltd  
**Street:** No. 258, Sinhu 2nd Rd., Neihu District  
**Town:** Taipei City 114  
**Country:** Taiwan  
**Telephone:** +886-2-2794-0001  
**Fax:** +886-2-2792-6618

**Manufacturer: (if different from applicant)**

**Name:** ./.  
**Street:** ./.  
**Town:** ./.  
**Country:** ./.



Report Number: W6M21507-15160-P-2224  
FCC ID: GX9HPGW

**2.3 Description of Tested System**

The EUT was tested alone without the Accessories or Peripherals.

Equipment	Model No.	Series No.	Software	Cable information	Note
No accessories were used with this EUT.					

Frequencies Selected to be investigated:

**Band: 850 MHz**

Low Frequency ( ch 128): 824.2 MHz  
Mid Frequency ( ch 188): 836.2 MHz  
High Frequency ( ch 251): 848.8 MHz

**Band: 1900 MHz**

Low Frequency ( ch 512): 1850.2 MHz  
Mid Frequency ( ch 661): 1880.0 MHz  
High Frequency ( ch 810): 1909.8 MHz

**WCDMA Band II**

Low Frequency ( ch 9262): 1852.4 MHz  
Mid Frequency ( ch 9400): 1880.0 MHz  
High Frequency ( ch 9538): 1907.6 MHz

**WCDMA Band V**

Low Frequency ( ch 4132): 826.4 MHz  
Mid Frequency ( ch 4183): 836.6 MHz  
High Frequency ( ch 4233): 846.6 MHz

Antenna Type: Dipole Antenna (PCB Antenna)


Antenna Gain: Band 850MHz & BAND V: 1.3 dBi  
Band 1900MHz & BAND II: 2.71 dBi

Power supply: Adaptor: AC Input: 100-240V~50/60Hz, 0.6A  
DC Output: 12V, 2A  
Battery: 1.2\*6VDC, 1600mAh

**2.4 Test environment**

Temperature: 27 °C  
Relative humidity content: 54 %  
Air pressure: 86-103 Kpa





Report Number: W6M21507-15160-P-2224

FCC ID: GX9HPGW

## **2.5 General Test Requirement**

**Radiated Emission:** For investigated frequency is equal to or below 1GHz, the RBW and VBW of the spectrum analyzer was 100 kHz and 100 kHz respectively with an appropriate sweep speed.


For investigated frequency is above 1GHz, both of RBW and VBW of the spectrum analyzer were 1 MHz with an appropriate sweep speed. The analyzer was calibrated in dB above a microvolt at the output of the antenna.

The table used for radiated measurements is capable of continuous rotation. The spectrum was scanned from 30 MHz to the frequency specified as follows:

- (1) If the intentional radiator operates below 10 GHz: to the tenth harmonic of the highest fundamental frequency or to 40 GHz, whichever is lower.
- (2) If the intentional radiator operates at or above 10 GHz and below 30 GHz: to the fifth harmonic of the highest fundamental frequency or to 100 GHz, whichever is lower.
- (3) If the intentional radiator operates at or above 30 GHz: to the fifth harmonic of the highest fundamental frequency or to 200 GHz, whichever is lower, unless specified otherwise elsewhere in the rules.

For hand-held devices, a exploratory test was performed with three (3) orthogonal planes to determine the highest emissions.

When an emission was found, the table was rotated to produce the maximum signal strength. At this point, the antenna was raised and lowered from 1m to 4m. The antenna was placed in both the horizontal and vertical planes.




# Worldwide Testing Services(Taiwan) Co., Ltd.

Report Number: W6M21507-15160-P-2224

FCC ID: GX9HPGW

## 2.6 Test Equipment List

No.	Test equipment	Type	Serial No.	Manufacturer	Cal. Date	Next Cal. Date
ETSTW-CE 001	EMI TEST RECEIVER	ESHS10	842121/013	R&S	2015/8/25	2016/8/24
ETSTW-CE 003	AC POWER SOURCE	APS-9102	D161137	GW	Function Test	
ETSTW-CE 008	HF-EICHLITUNG RF STEP ATTENUATOR 139dB DPSP	334.6010.02	844581/024	R&S	Function Test	
ETSTW-CE 009	TEMP.&HUMIDITY CHAMBER	GTH-225-40-1P-U	MAA0305-009	GIANT FORCE	2015/7/13	2016/7/12
ETSTW-CE 016	TWO-LINE V-NETWORK	ENV216	100050	R&S	2014/10/13	2015/10/12
ETSTW-RE 004	EMI TEST RECEIVER	ESI 40	832427/004	R&S	2015/8/25	2016/8/24
ETSTW-RE 005	EMI TEST RECEIVER	ESVS10	843207/020	R&S	2015/8/14	2016/8/13
ETSTW-RE 012	TUNABLE BANDREJECT FILTER	D.C 0309	146	K&L	Function Test	
ETSTW-RE 013	TUNABLE BANDREJECT FILTER	D.C 0336	397	K&L	Function Test	
ETSTW-RE 018	MICROWAVE HORN ANTENNA	AT4560	27212	AR	2015/6/22	2016/6/21
ETSTW-RE 027	Passive Loop Antenna	6512	00034563	ETS-Lindgren	2015/6/16	2016/6/15
ETSTW-RE 030	Double-Ridged Guide Horn Antenna	3117	00035224	ETS-Lindgren	2015/3/17	2016/3/16
ETSTW-RE 045	ESA-E SERIES SPECTRUM ANALYZER	E4404B	MY45111242	Agilent	Pre-test Use	
ETSTW-RE 049	TRILOG Super Broadband test Antenna	VULB 9160	9160-3185	Schwarzbeck	2015/3/19	2016/3/18
ETSTW-RE 050	Attenuator 10dB	50HF-010-1	None	JFW	2015/3/2	2016/3/1
ETSTW-RE 051	Attenuator 6dB	50HF-006-1	None	JFW	2015/3/2	2016/3/1
ETSTW-RE 053	Attenuator 3dB	50HF-003-1	None	JFW	2015/3/2	2016/3/1
ETSTW-RE 055	SPECTRUM ANALYZER	FSU 26	200074	R&S	2015/6/8	2016/6/7
ETSTW-RE 060	Attenuator 30dB	5015-30	F651012z-01	ATM	2015/3/2	2016/3/1
ETSTW-RE 062	Amplifier Module	CHC 2	None	KMIC	2014/11/26	2015/11/25
ETSTW-RE 064	Bluetooth Test Set	MT8852B-042	6K00005709	Anritsu	Function Test	
ETSTW-RE 069	Double-Ridged Guide Horn Antenna	3117	00069377	ETS-Lindgren	Function Test	
ETSTW-RE 072	CELL SITE TEST SET	8921A	3339A00375	HP	2014/10/9	2015/10/8
ETSTW-RE 088	SOLID STATE AMPLIFIER	KMA180265A01	99057	KMIC	2014/9/22	2015/9/21
ETSTW-RE 099	DC Block	50DB-007-1	None	JFW	2015/3/2	2016/3/1
ETSTW-RE 106	Humidity Temperature Meter	TES-1366	091011113	TES	2015/8/14	2016/8/13
ETSTW-RE 111	TRILOG Super Broadband test Antenna	VULB 9160	9160-3309	Schwarz beck	2014/12/5	2015/12/4
ETSTW-RE 112	AC POWER SOURCE	TFC-1005	T-0A023536	T-Power	Function test	
ETSTW-RE 115	2.4GHz Notch Filter	N0124411	473874	MICROWAVE CIRCUITS	2015/1/7	2016/1/6
ETSTW-RE 120	RF Player	MP9200	MP9210-111022	ADIVIC	Function test	
ETSTW-RE 122	SIGNAL GENERATOR	SMF100A	102149	R&S	2015/6/8	2016/6/7
ETSTW-RE 125	5GHz Notch filter	5NSL11-5200/E221.3-O/O	1	K&L Microwave	2015/8/12	2016/8/11
ETSTW-RE 126	5GHz Notch filter	5NSL11-5800/E221.3-O/O	1	K&L Microwave	2015/8/12	2016/8/11



# Worldwide Testing Services(Taiwan) Co., Ltd.

Report Number: W6M21507-15160-P-2224

FCC ID: GX9HPGW

ETSTW-RE 127	RF Switch Box	RFS-01	None	WTS	2015/3/2	2016/3/1
ETSTW-RE 128	5.3GHz Notch filter	N0153001	SN487233	Microwave Circuits	2015/8/12	2016/8/11
ETSTW-RE 129	5.5GHz Notch filter	N0555984	SN487234	Microwave Circuits	2015/8/12	2016/8/11
ETSTW-RE 130	Handheld RF Spectrum Analyzer	N9340A	CN0147000204	Agilent	Pre-test Use	
ETSTW-GSM 002	Universal Radio Communication Tester	CMU 200	109439	R&S	2015/8/14	2016/8/13
ETSTW-GSM 003	Radio Communication Analyzer	MT8820C	6201342073	Anritsu	2015/3/5	2016/3/4
ETSTW-GSM 019	Band Reject Filter	WRCTF824/849-822/851-40 /12+9SS	3	WI	2015/1/7	2016/1/6
ETSTW-GSM 020	Band Reject Filter	WRCD1747/1748-1743/1752-32/5SS	1	WI	2015/1/7	2016/1/6
ETSTW-GSM 021	Band Reject Filter	WRCD1879.5/1880.5-1875.5/1884.5-32/5SS	3	WI	2015/1/7	2016/1/6
ETSTW-GSM 022	Band Reject Filter	WRCT901.9/903.1-904.25-50/8SS	1	WI	2015/1/7	2016/1/6
ETSTW-GSM 023	Power Divider	4901.19.A	None	SUHNER	2014/9/17	2015/9/16
ETSTW-Cable 010	BNC Cable	5 M BNC Cable	None	JYE BAO CO.,LTD.	2014/10/15	2015/10/14
ETSTW-Cable 011	BNC Cable	BNC Cable 1	None	JYE BAO CO.,LTD.	Pre-test Use NCR	
ETSTW-Cable 012	N TYPE To SMA Cable	Cable 012	None	JYE BAO CO.,LTD.	2014/10/15	2015/10/14
ETSTW-Cable 016	BNC Cable	Switch Box	B Cable 1	Schwarz beck	2015/2/25	2016/2/24
ETSTW-Cable 017	BNC Cable	X Cable	B Cable 2	Schwarz beck	2015/2/25	2016/2/24
ETSTW-Cable 018	BNC Cable	Y Cable	B Cable 3	Schwarz beck	2015/2/25	2016/2/24
ETSTW-Cable 019	BNC Cable	Z Cable	B Cable 4	Schwarz beck	2015/2/25	2016/2/24
ETSTW-Cable 020	N TYPE Cable	OATS Cable 1	N30N30-L335-15M	JYE BAO CO.,LTD.	2015/4/23	2016/4/22
ETSTW-Cable 022	N TYPE Cable	5006	0002	JYE BAO CO.,LTD.	2015/3/19	2016/3/18
ETSTW-Cable 026	Microwave Cable	SUCOFLEX 104	279075	HUBER+SUHNER	2015/3/2	2016/3/1
ETSTW-Cable 027	Microwave Cable	SUCOFLEX 104	279083	HUBER+SUHNER	2015/5/14	2016/5/13
ETSTW-Cable 028	Microwave Cable	FA147A0015M2020	30064-2	UTIFLEX	2015/1/16	2016/1/15
ETSTW-Cable 029	Microwave Cable	FA147A0015M2020	30064-3	UTIFLEX	2014/9/22	2015/9/21
ETSTW-Cable 030	Microwave Cable	SUCOFLEX 104 (S_Cable 9)	279067	HUBER+SUHNER	2015/3/2	2016/3/1
ETSTW-Cable 031	Microwave Cable	SUCOFLEX 104 (S_Cable 10)	238092	HUBER+SUHNER	2014/11/26	2015/11/25
ETSTW-Cable 043	Microwave Cable	SUCOFLEX 104	317576	HUBER+SUHNER	2014/11/26	2015/11/25
ETSTW-Cable 048	Microwave Cable	SUCOFLEX 104	325518	HUBER+SUHNER	2014/11/26	2015/11/25
ETSTW-Cable 053	N TYPE To SMA Cable	RG142	None	JYE BAO CO.,LTD.	2015/3/19	2016/3/18
ETSTW-Cable 058	Microwave Cable	SUCOFLEX 104	none	HUBER+SUHNER	2015/3/19	2016/3/18
WTSTW-SW 002	EMI TEST SOFTWARE	EZ EMC	None	Farad	Version ETS-03A1	

Report Number: W6M21507-15160-P-2224

FCC ID: GX9HPGW

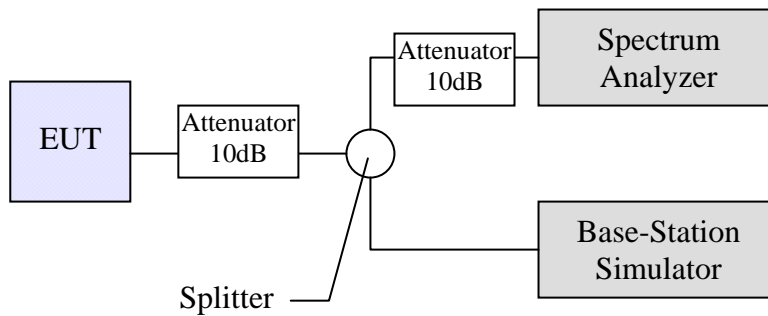
### 3. RF Power Output

#### 3.1 Test procedure

##### 3.1.1 Conducted Method

Per 47CFR Part 2.1046, the RF power output shall be measured at the RF output terminals and following procedure is employed:

The transmitter output was connected as the following figure:



The whole connection system is calibrated with a standard signal generator. Power on and make a link from simulator to EUT and then set the EUT to maximum output power.

Measure the RF power with the spectrum analyzer in accordance the following settings:

RBW: 300 kHz for Frequency below 1GHz and 1MHz for Frequency equal to and above 1GHz.

VBW: 300 kHz for Frequency below 1GHz and 1MHz for Frequency equal to and above 1GHz.

Span: 2MHz

Sweep: 3s

The power output at the transmitter antenna terminal is then determined by assign the value of the corrected factor to the spectrum analyzer reading.

Tests were performed at three frequencies (low, middle and high channels ) and operation mode selected.

##### 3.1.2 Radiated Method

If the conducted measurement is not practical due to the integral antenna, the radiated measurement will be performed in accordance the following procedure:

The EUT was positioned on a non-conductive turntable, 0.8m above the ground on an open test site.

The radiated emission at the fundamental frequency was measured at 3m distance with a test antenna and spectrum analyzer.

Report Number: W6M21507-15160-P-2224

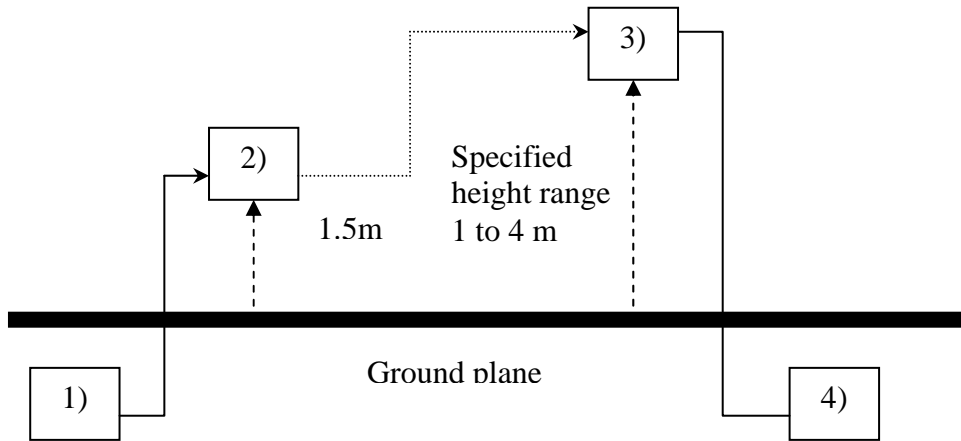
FCC ID: GX9HPGW

Worst case emission was recorded with the rotation of the turntable and the raising and lowering of the test antenna.

Substitution RF power Measurement at WTS Taiwan  
General:

The applied substitution method follows ANSI/TIA/EIA-603, ANSI/TIA/EIA-102.CAAA or the appropriate ETSI rules respectively.

The actual signal generated by the EUT can be determined by means of a substitution measurement in which a known signal source replaces the device to be measured.



- 1) Signal generator;
- 2) Substitution antenna;
- 3) Test antenna;
- 4) Spectrum analyzer or selective voltmeter.

The substitution antenna replaces the transmitter antenna at the same position and in vertical polarization. The frequency of the signal generator shall be adjusted to the measurement frequency.

The test antenna shall be raised or lowered, if necessary, to ensure that the maximum signal is still received. The input signal to the substitution antenna shall be adjusted in level until an equal or a known related level to that detected from the transmitter is obtained in the measurement receiver.


If a fully anechoic chamber is used as test site in order to provide free space conditions there is no need to change the height of the antenna.

The measurement will be repeated in horizontal position.

Calibration:

In order to make this kind of measurement more effective and to avoid subjective measurement faults ETS has installed automatic computer controlled measurement procedures.

With the above described substitution method a test site is calibrated over the full frequency range which is used in suitable frequency steps. For a certain power level on the substitution antenna the received power over the whole frequency range is documented. All necessary antenna gains, cable losses, filter losses and amplifications of preamplifiers are taken in



Report Number: W6M21507-15160-P-2224  
FCC ID: GX9HPGW

consideration. The summary of this calibration measurement performs a transducer factor that is related to the considered test site and a certain measurement distance. Differences of the radiated power levels of different test samples are determined by internal attenuation of measurement receiver. The proper function of such test site will be maintained by short term plausibility checks and periodical re-calibration.

### Testing:

The test sample will be putted on the table at the defined position and the radiated power will be receiver and documented by the measurement receiver.

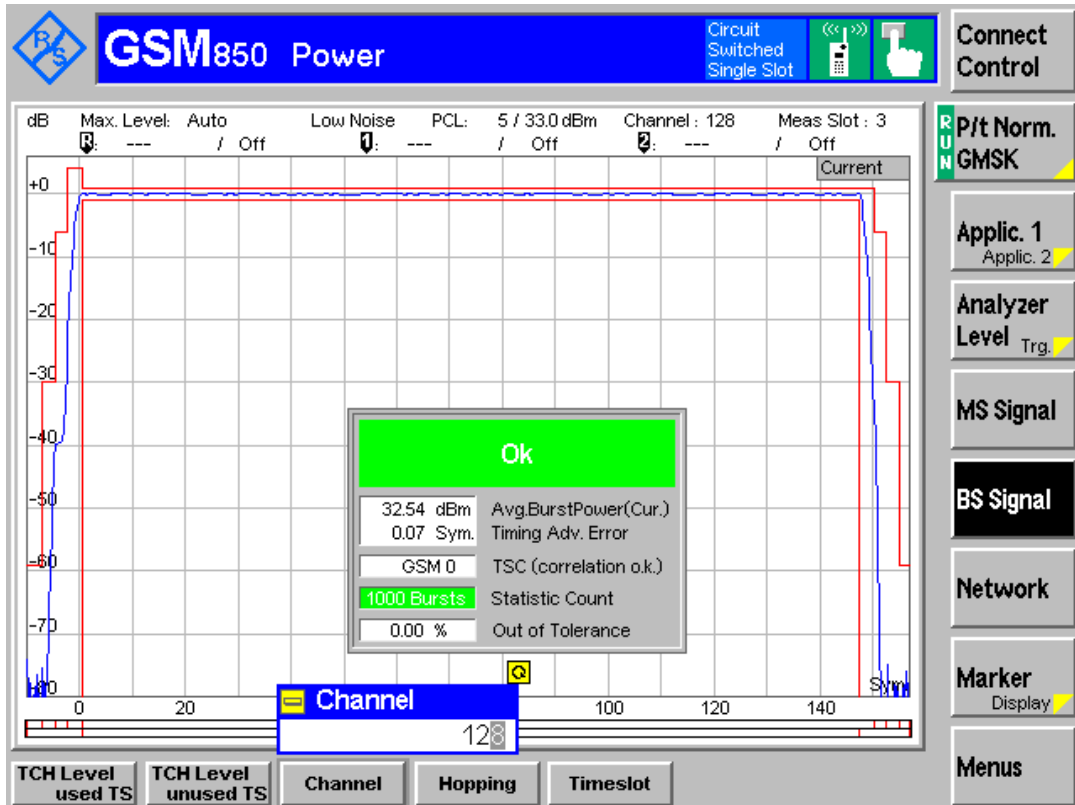
On test sites with ground plane the measurement antenna will be lowered and raised to maximum values at significant frequencies.


For peak power measurements the sample is turned by the turntable over 360 degree in order to find the direction with the maximum radiation or to document the max reading with the MAXHOLD function during the rotation.

## 3.2 Test Results

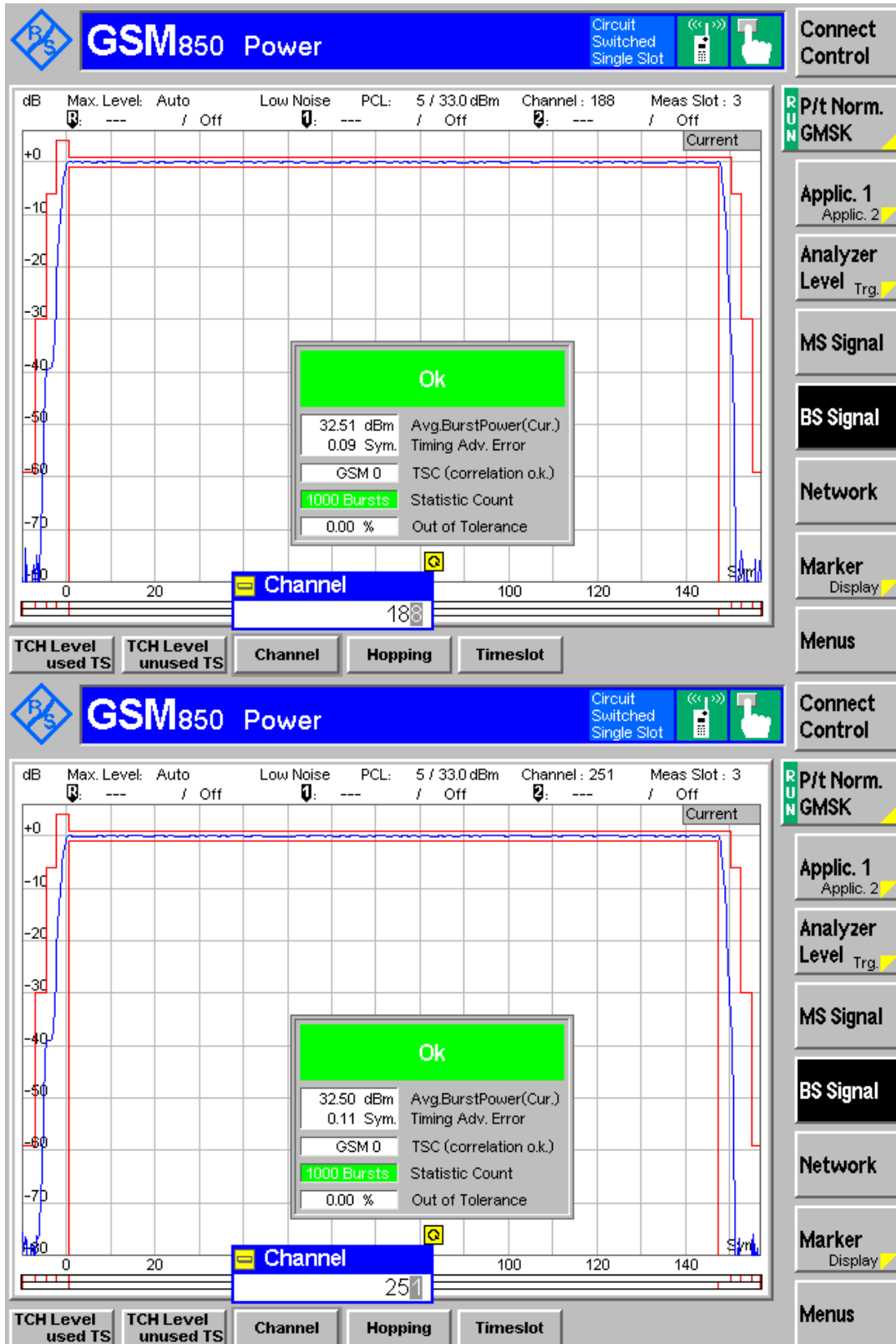
- Conducted Measurement
- Radiated Measurement


**Band 850 MHz & 1900MHz**  
**132 V**



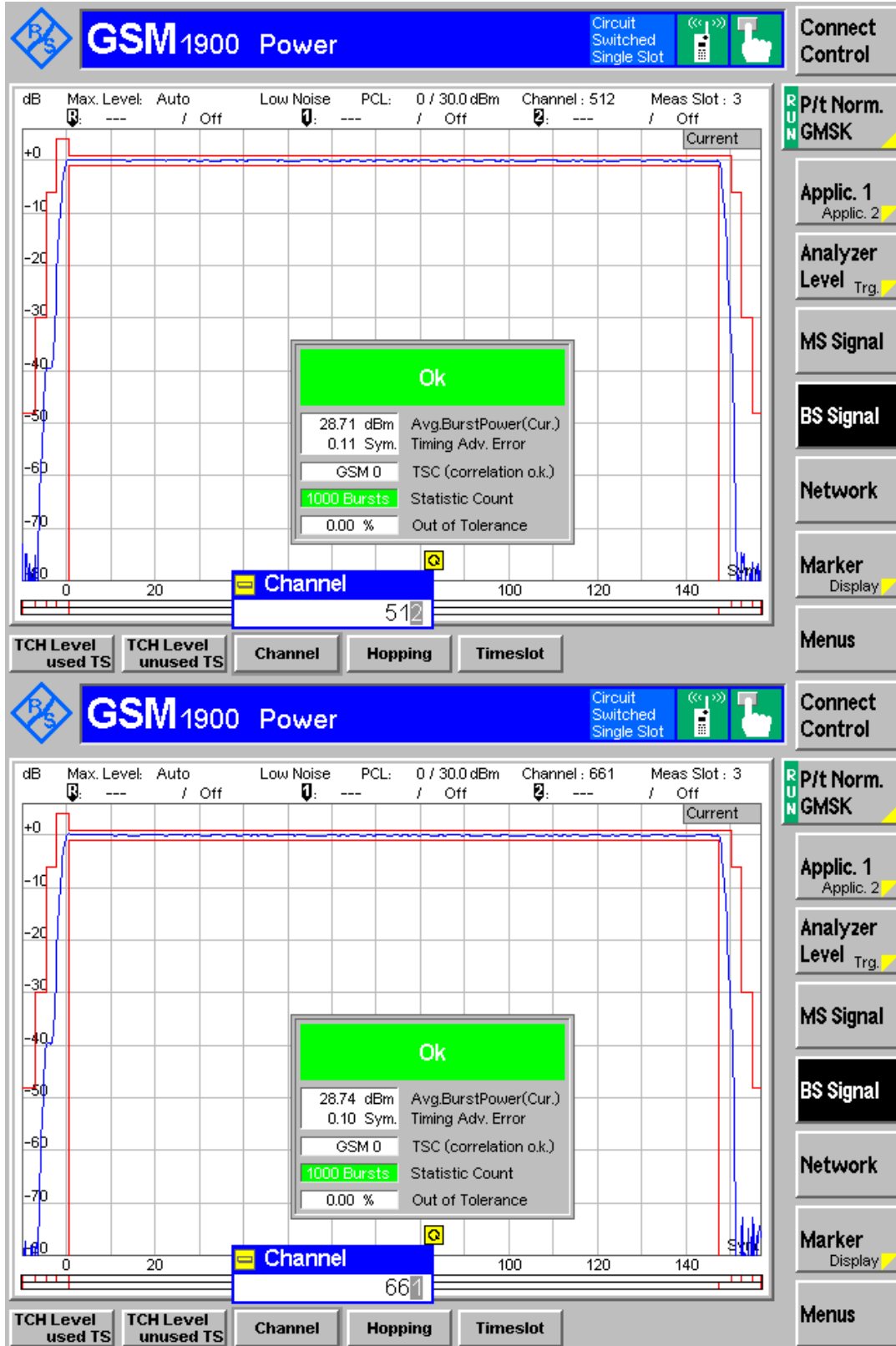


Report Number: W6M21507-15160-P-2224  
FCC ID: GX9HPGW






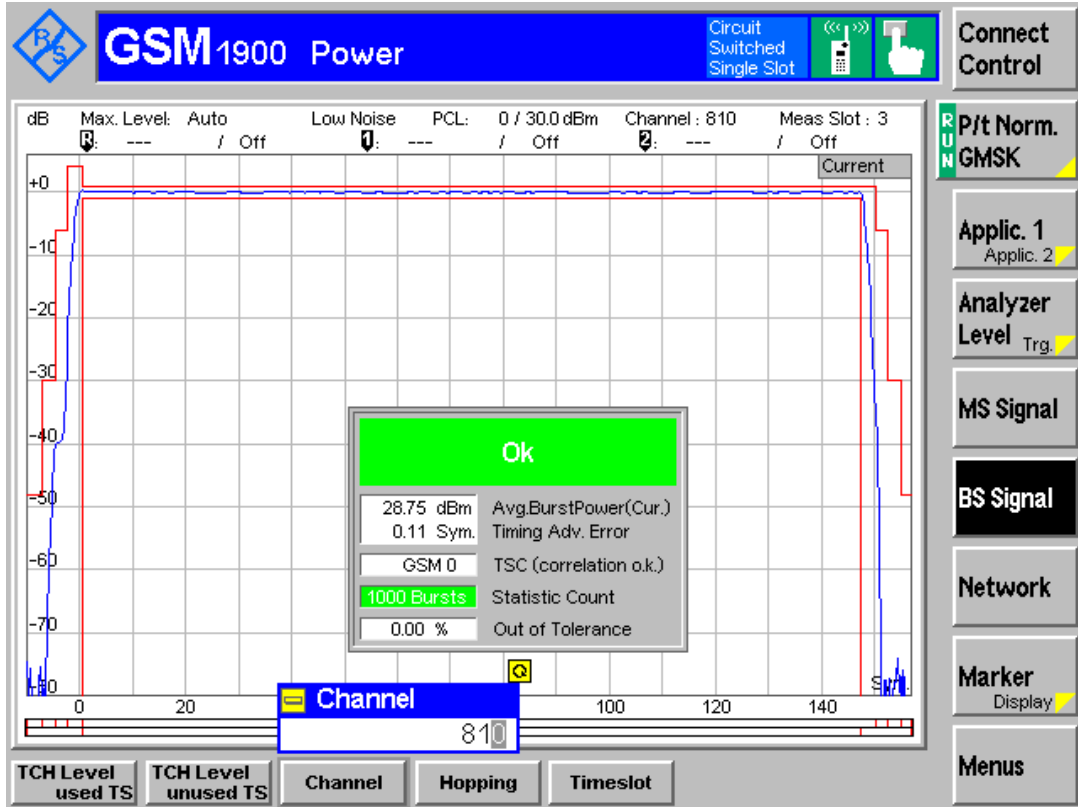
Report Number: W6M21507-15160-P-2224  
FCC ID: GX9HPGW



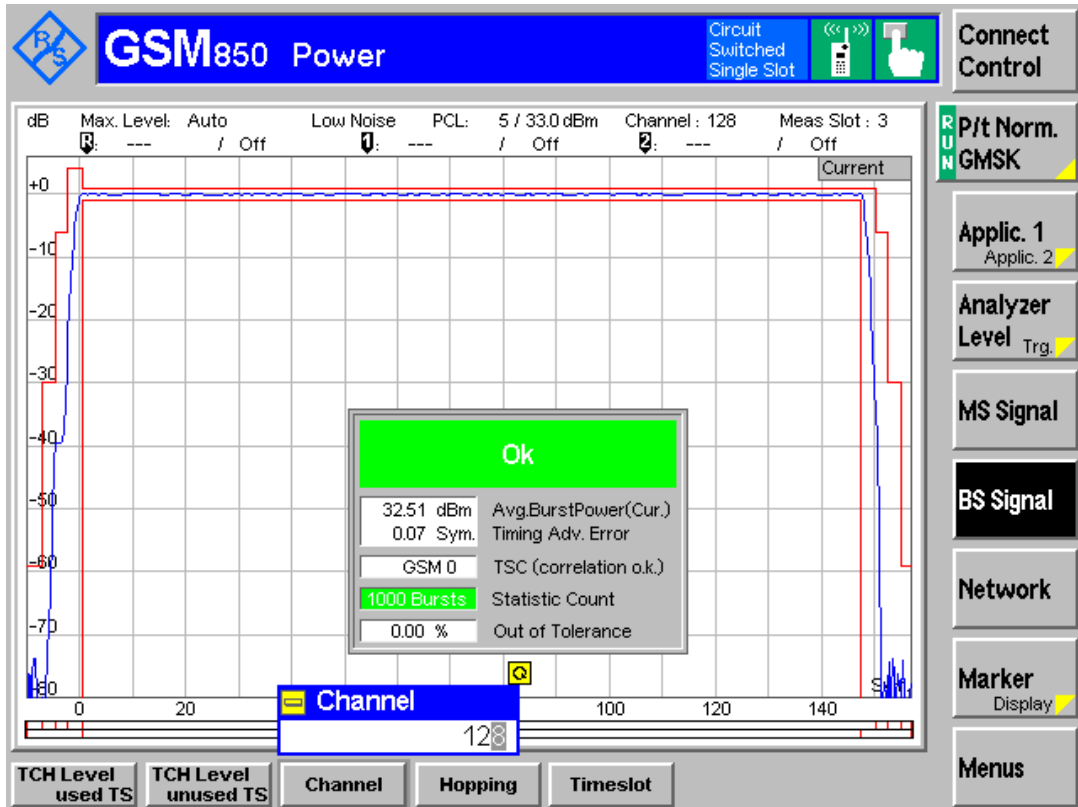





Report Number: W6M21507-15160-P-2224  
FCC ID: GX9HPGW

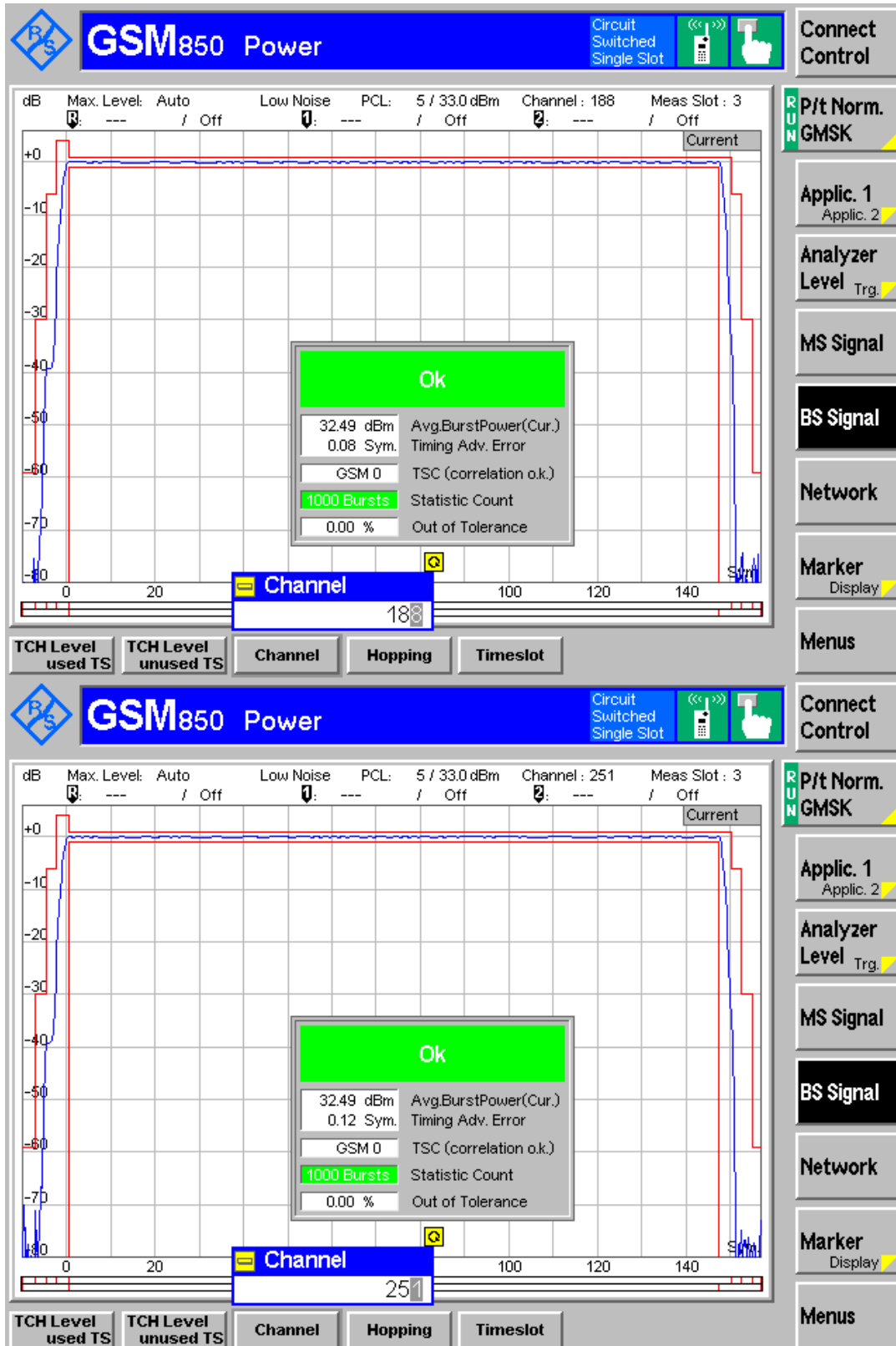



108 V



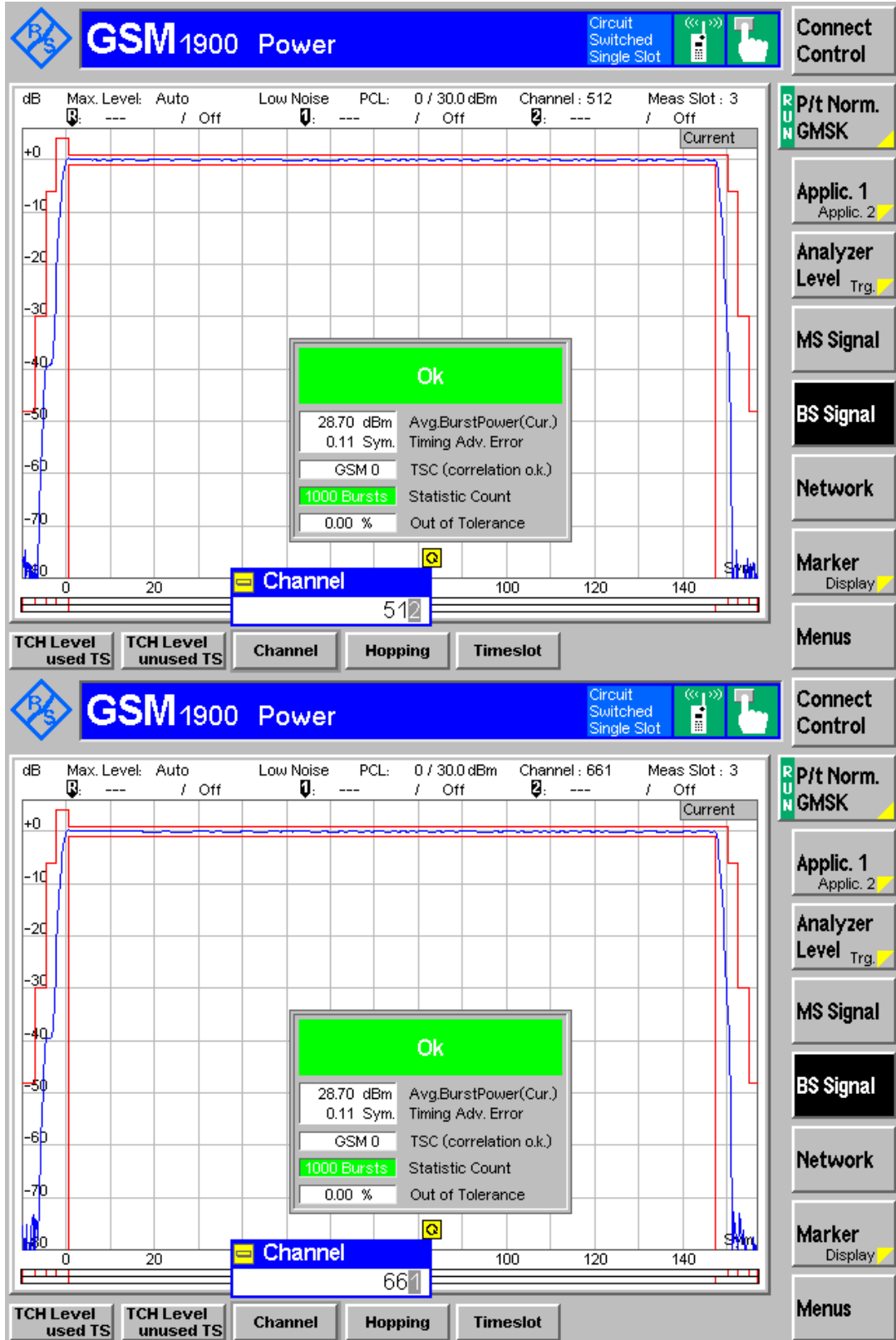



Report Number: W6M21507-15160-P-2224  
FCC ID: GX9HPGW



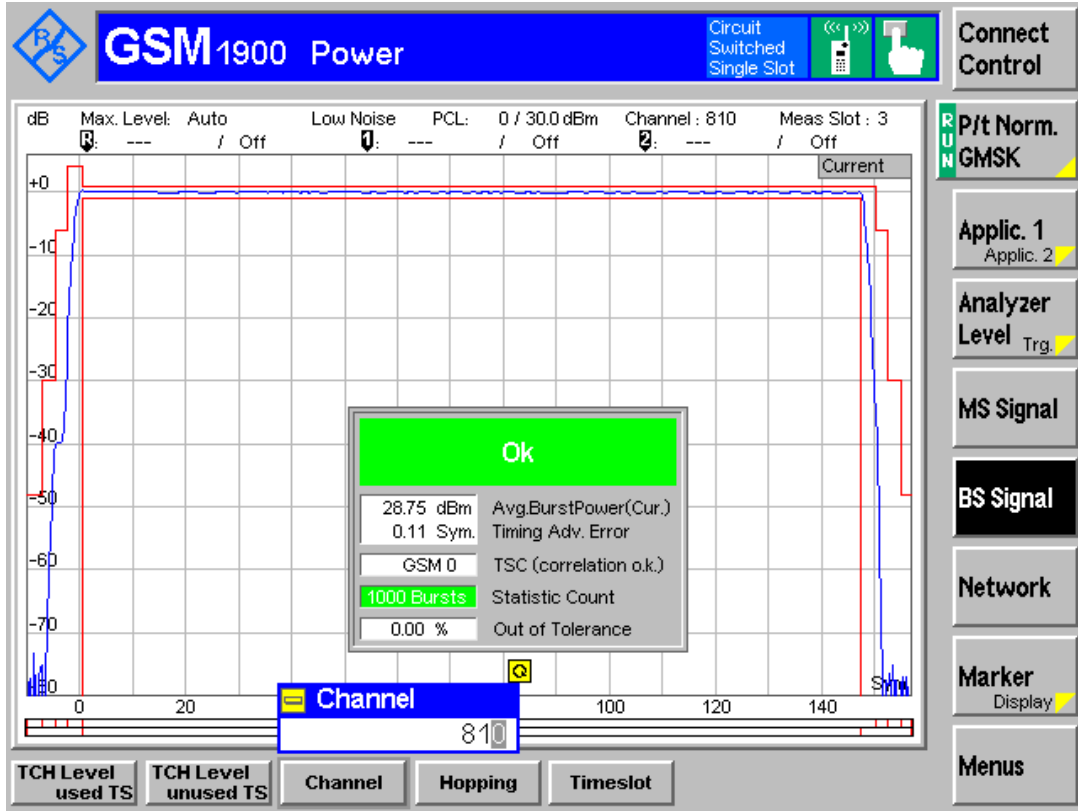


Report Number: W6M21507-15160-P-2224  
FCC ID: GX9HPGW

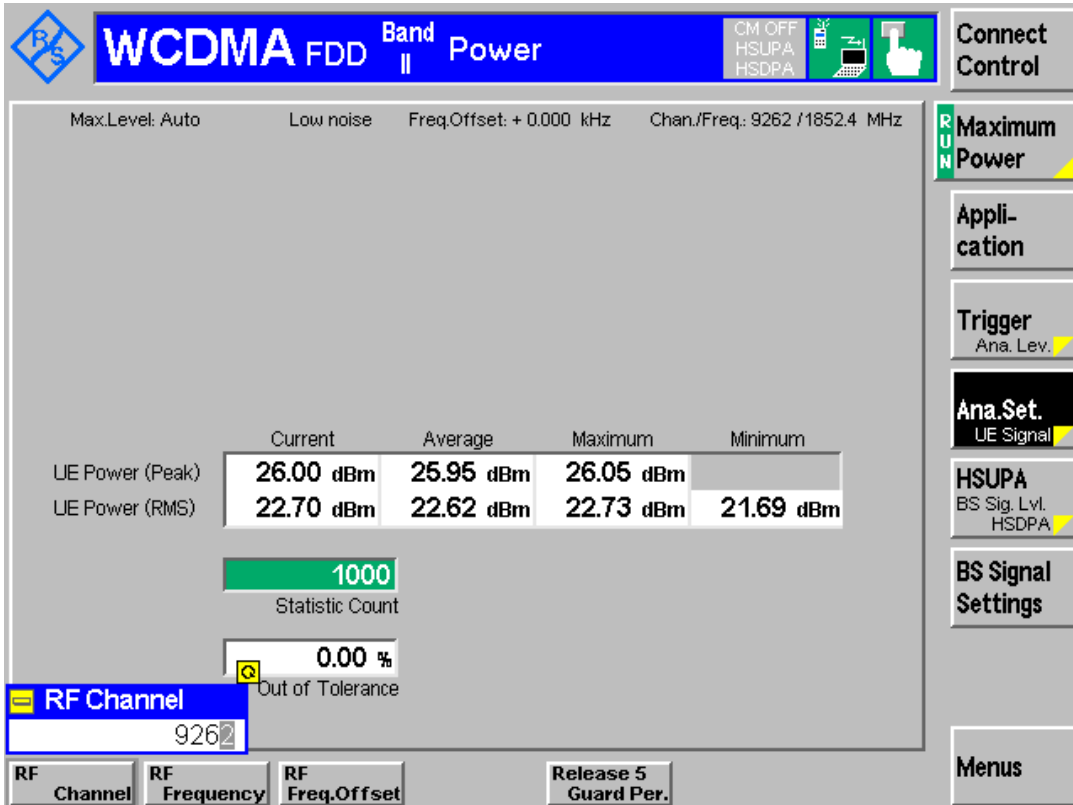





Report Number: W6M21507-15160-P-2224  
 FCC ID: GX9HPGW



## Band II 132 V





Report Number: W6M21507-15160-P-2224  
 FCC ID: GX9HPGW

**WCDMA FDD** Band II Power
CM OFF HSUPA HSDPA

Max.Level: Auto    Low noise    Freq.Offset: + 0.000 kHz    Chan./Freq: 9400 /1880.0 MHz

	Current	Average	Maximum	Minimum
UE Power (Peak)	<b>25.11 dBm</b>	<b>25.07 dBm</b>	<b>25.21 dBm</b>	
UE Power (RMS)	<b>21.85 dBm</b>	<b>21.78 dBm</b>	<b>21.86 dBm</b>	<b>20.75 dBm</b>

1000  
 Statistic Count

0.00 %  
Out of Tolerance

RF Channel 9400

RF Channel
RF Frequency
RF Freq.Offset
Release 5 Guard Per.

**WCDMA FDD** Band II Power
CM OFF HSUPA HSDPA

Max.Level: Auto    Low noise    Freq.Offset: + 0.000 kHz    Chan./Freq: 9538 /1907.6 MHz

	Current	Average	Maximum	Minimum
UE Power (Peak)	<b>25.59 dBm</b>	<b>25.66 dBm</b>	<b>26.10 dBm</b>	
UE Power (RMS)	<b>22.19 dBm</b>	<b>22.18 dBm</b>	<b>22.39 dBm</b>	<b>20.29 dBm</b>

1000  
 Statistic Count

0.00 %  
Out of Tolerance

RF Channel 9538

RF Channel
RF Frequency
RF Freq.Offset
Release 5 Guard Per.

**Connect Control**

**Maximum Power**

Application

Trigger Ana. Lev.

Ana.Set. UE Signal

HSUPA BS Sig. Lvl. HSDPA

BS Signal Settings

Menus

**Connect Control**

**Maximum Power**

Application

Trigger Ana. Lev.

Ana.Set. UE Signal


HSUPA BS Sig. Lvl. HSDPA

BS Signal Settings

Menus

Worldwide Testing Services(Taiwan) Co., Ltd.

Page 19 of 110



Report Number: W6M21507-15160-P-2224

FCC ID: GX9HPGW

108 V

**WCDMA FDD** Band II Power
CM OFF  
HSUPA  
HSDPA

Max.Level: Auto    Low noise    Freq.Offset: + 0.000 kHz    Chan./Freq: 9262 /1852.4 MHz

	Current	Average	Maximum	Minimum
UE Power (Peak)	<b>25.95 dBm</b>	<b>25.92 dBm</b>	<b>26.04 dBm</b>	
UE Power (RMS)	<b>22.57 dBm</b>	<b>22.52 dBm</b>	<b>22.64 dBm</b>	<b>21.53 dBm</b>

1000  
 Statistic Count

0.00 %  
 Out of Tolerance

RF Channel: 9262

RF Channel
RF Frequency
RF Freq.Offset
Release 5 Guard Per.

---

**WCDMA FDD** Band II Power
CM OFF  
HSUPA  
HSDPA

Max.Level: Auto    Low noise    Freq.Offset: + 0.000 kHz    Chan./Freq: 9400 /1880.0 MHz


	Current	Average	Maximum	Minimum
UE Power (Peak)	<b>24.69 dBm</b>	<b>24.97 dBm</b>	<b>25.26 dBm</b>	
UE Power (RMS)	<b>20.80 dBm</b>	<b>21.73 dBm</b>	<b>21.85 dBm</b>	<b>19.81 dBm</b>

1000  
 Statistic Count

0.00 %  
 Out of Tolerance

RF Channel: 9400

RF Channel
RF Frequency
RF Freq.Offset
Release 5 Guard Per.



Report Number: W6M21507-15160-P-2224  
 FCC ID: GX9HPGW

**WCDMA FDD** Band II Power
CM OFF HSUPA HSDPA

Max.Level: Auto    Low noise    Freq.Offset: + 0.000 kHz    Chan./Freq: 9538 /1907.6 MHz

	Current	Average	Maximum	Minimum
UE Power (Peak)	25.50 dBm	25.49 dBm	25.83 dBm	
UE Power (RMS)	22.13 dBm	22.11 dBm	22.20 dBm	21.16 dBm

1000  
 Statistic Count

0.00 %  
 Out of Tolerance

RF Channel 953

RF Channel
RF Frequency
RF Freq.Offset
Release 5 Guard Per.

Connect Control  
 RUN Maximum Power  
 Appli-cation  
 Trigger Ana. Lev.  
 Ana.Set. UE Signal  
 HSUPA BS Sig. Lvl. HSDPA  
 BS Signal Settings  
 Menu

## Band V 132 V

**WCDMA FDD** Band V Power
CM OFF HSUPA HSDPA

Max.Level: Auto    Low noise    Freq.Offset: + 0.000 kHz    Chan./Freq: 4132 /826.4 MHz

	Current	Average	Maximum	Minimum
UE Power (Peak)	26.17 dBm	26.17 dBm	26.37 dBm	
UE Power (RMS)	22.80 dBm	22.75 dBm	22.86 dBm	21.85 dBm


1000  
 Statistic Count

0.00 %  
 Out of Tolerance

RF Channel 413

RF Channel
RF Frequency
RF Freq.Offset
Release 5 Guard Per.

Connect Control  
 RUN Maximum Power  
 Appli-cation  
 Trigger Ana. Lev.  
 Ana.Set. UE Signal  
 HSUPA BS Sig. Lvl. HSDPA  
 BS Signal Settings  
 Menu



Report Number: W6M21507-15160-P-2224  
 FCC ID: GX9HPGW

**WCDMA FDD** Band **v** Power
CM OFF HSUPA HSDPA

Max.Level: Auto    Low noise    Freq.Offset: + 0.000 kHz    Chan./Freq.: 4183 /836.6 MHz

	Current	Average	Maximum	Minimum
UE Power (Peak)	<b>26.49</b> dBm	<b>26.46</b> dBm	<b>26.81</b> dBm	
UE Power (RMS)	<b>22.96</b> dBm	<b>22.89</b> dBm	<b>23.00</b> dBm	<b>21.09</b> dBm

1000  
 Statistic Count

0.00 %  
 Out of Tolerance

RF Channel 4183

RF Channel
RF Frequency
RF Freq.Offset
Release 5 Guard Per.

---

**WCDMA FDD** Band **v** Power
CM OFF HSUPA HSDPA

Max.Level: Auto    Low noise    Freq.Offset: + 0.000 kHz    Chan./Freq.: 4233 /846.6 MHz

	Current	Average	Maximum	Minimum
UE Power (Peak)	<b>26.00</b> dBm	<b>25.98</b> dBm	<b>26.20</b> dBm	
UE Power (RMS)	<b>22.70</b> dBm	<b>22.64</b> dBm	<b>22.75</b> dBm	<b>21.70</b> dBm


1000  
 Statistic Count

0.00 %  
 Out of Tolerance

RF Channel 4233

RF Channel
RF Frequency
RF Freq.Offset
Release 5 Guard Per.





Report Number: W6M21507-15160-P-2224

FCC ID: GX9HPGW

108 V

**WCDMA FDD** Band **V** Power
CM OFF HSUPA HSDPA

Max.Level: Auto    Low noise    Freq.Offset: + 0.000 kHz    Chan./Freq: 4132 /826.4 MHz

	Current	Average	Maximum	Minimum
UE Power (Peak)	26.13 dBm	26.10 dBm	26.34 dBm	
UE Power (RMS)	22.84 dBm	22.76 dBm	22.85 dBm	21.85 dBm

1000  
 Statistic Count

0.00 %  
 Out of Tolerance

**RF Channel**

4132

RF Channel
RF Frequency
RF Freq.Offset
Release 5 Guard Per.

---

**WCDMA FDD** Band **V** Power
CM OFF HSUPA HSDPA

Max.Level: Auto    Low noise    Freq.Offset: + 0.000 kHz    Chan./Freq: 4183 /836.6 MHz

	Current	Average	Maximum	Minimum
UE Power (Peak)	26.51 dBm	26.49 dBm	26.77 dBm	
UE Power (RMS)	22.98 dBm	22.92 dBm	23.00 dBm	22.04 dBm

1000  
 Statistic Count

0.00 %  
 Out of Tolerance

**RF Channel**

4183

RF Channel
RF Frequency
RF Freq.Offset
Release 5 Guard Per.

Connect Control

Maximum Power

Application


Trigger Ana. Lev.

Ana.Set. UE Signal

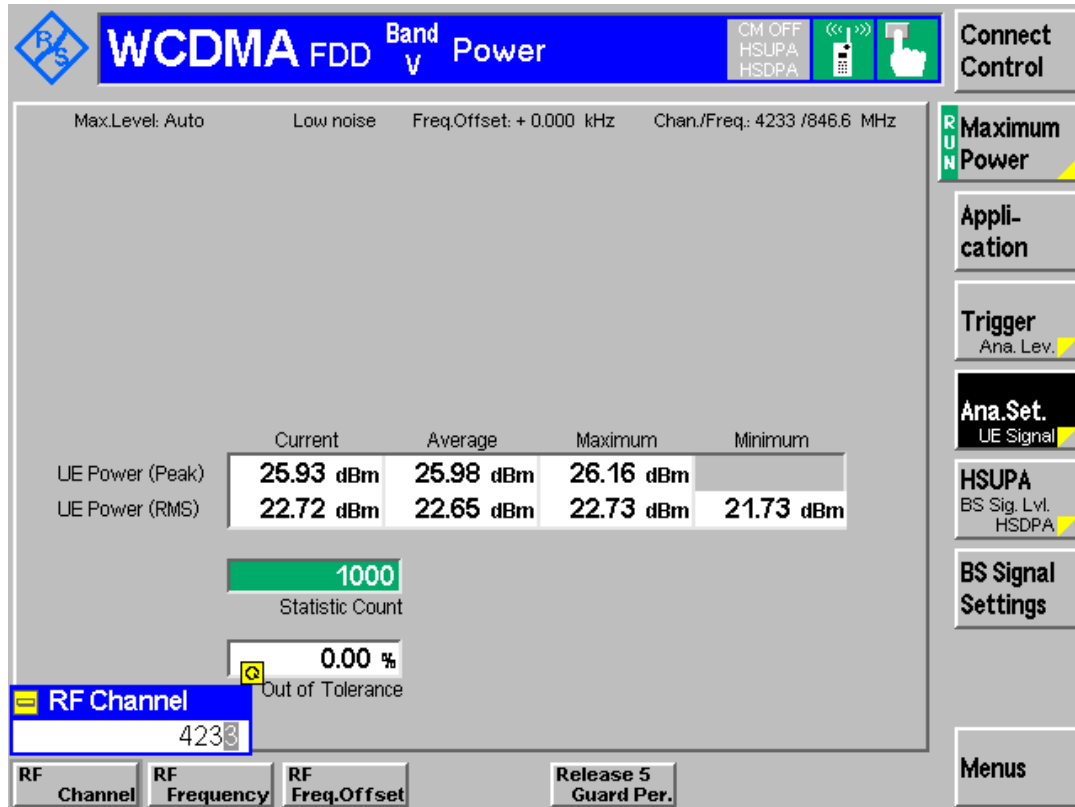
HSUPA BS Sig. Lvl. HSDPA

BS Signal Settings

Menus



Report Number: W6M21507-15160-P-2224  
 FCC ID: GX9HPGW



- Conducted Measurement
- Radiated Measurement

### Band 850 MHz & 1900 MHz

Frequency (MHz)	ERP (dBm)	EIRP (dBm)	Limit (dBm)	Result
824.2540	21.50	23.65	38.45	Pass
836.2514	21.55	23.70	38.45	Pass
848.8540	21.29	23.44	38.45	Pass
1850.121	29.25	31.40	33	Pass
1879.919	26.80	28.95	33	Pass
1909.714	26.08	28.23	33	Pass

### Band II & Band V

Frequency (MHz)	ERP (dBm)	EIRP (dBm)	Limit (dBm)	Result
1853.572	26.02	28.17	33	Pass
1881.233	22.69	24.84	33	Pass
1906.468	22.23	24.38	33	Pass
825.1475	10.51	12.66	38.45	Pass
837.8124	12.39	14.54	38.45	Pass
847.7323	11.39	13.54	38.45	Pass

Test equipment: ETSTW-RE 004, ETSTW-RE 030, ETSTW-RE 111, ETSTW-GSM 002  
 Note: Please refer to appendix for plot data.

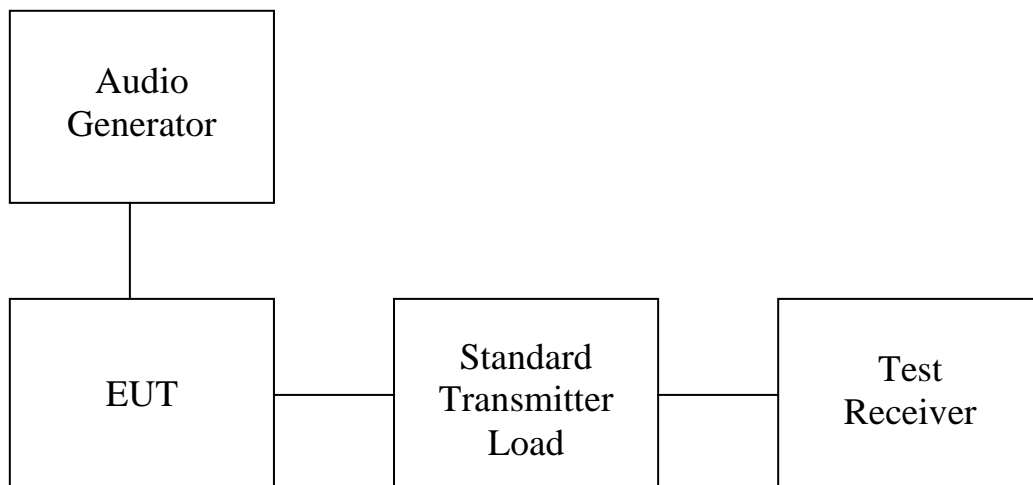
Report Number: W6M21507-15160-P-2224

FCC ID: GX9HPGW

## 4. Modulation Characteristics

### 4.1 Test procedure

- A curve or equivalent data showing the frequency response of the audio modulating circuit over a range of 100 to 5000 Hz shall be submitted.  
The audio signal generator is connected to the audio input of the EUT with its full rating. The modulation response is measured at certain modulation frequencies, related to 1000Hz reference signal. Tests are performed for positive and negative modulation.
- Equipment which employs modulation Limiting: A curve or family of curves showing the percentage of modulation versus the modulation input voltage shall be supplied. The audio signal generator is connected to the audio input of the EUT with its full rating. The modulation limiting is measured at certain modulation frequencies from 100Hz to 15kHz.



### 4.2 Test Results

For digital modulation employed, this test item is not applicable.

Report Number: W6M21507-15160-P-2224

FCC ID: GX9HPGW

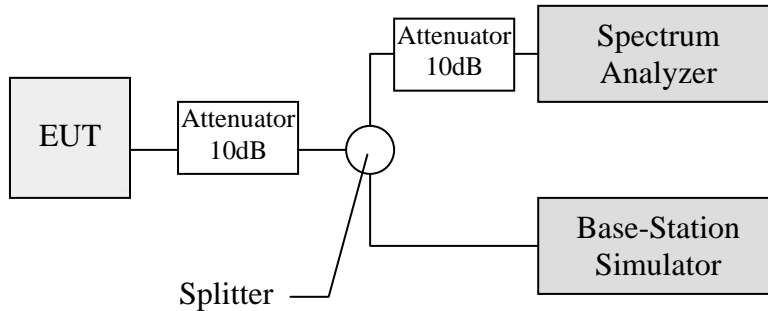
## 5. Occupied Bandwidth

The occupied bandwidth, that is the frequency bandwidth such that, below its lower and above its upper frequency limits, the mean powers radiated are each equal to 0.5 percent of the total mean power. Near the carrier an Emission Mask is defined by the standard.

### 5.1 Test procedure

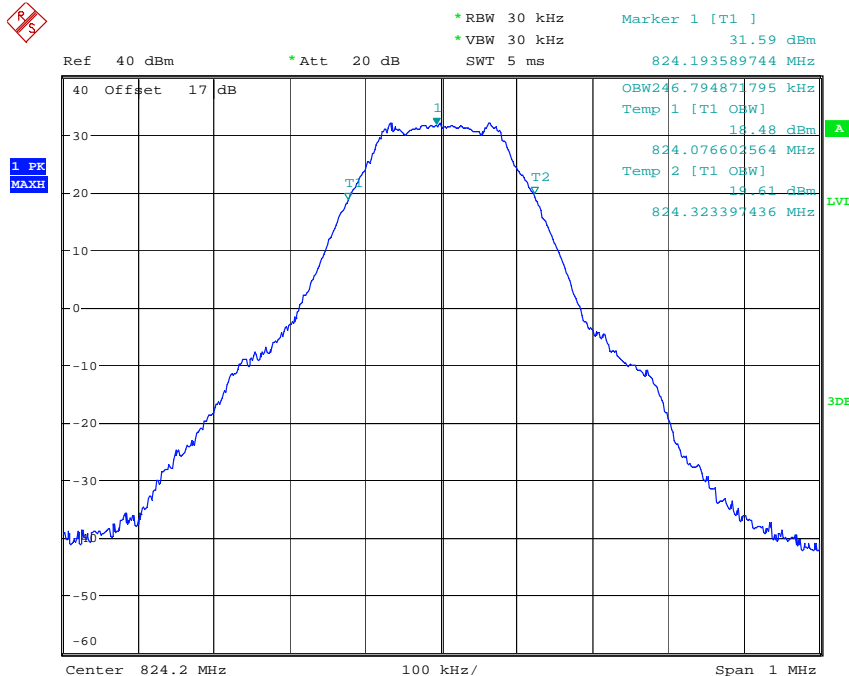
The RF output of the transceiver was connected as the following figure.

Occupied Bandwidth was measured with a occupied bandwidth function of the analyzer at 99% power was occupied. Then set the spectrum analyzer to cover the upper and lower band edges to measure emission mask.




## 5.2 Test Results

### Occupied Channel Bandwidth

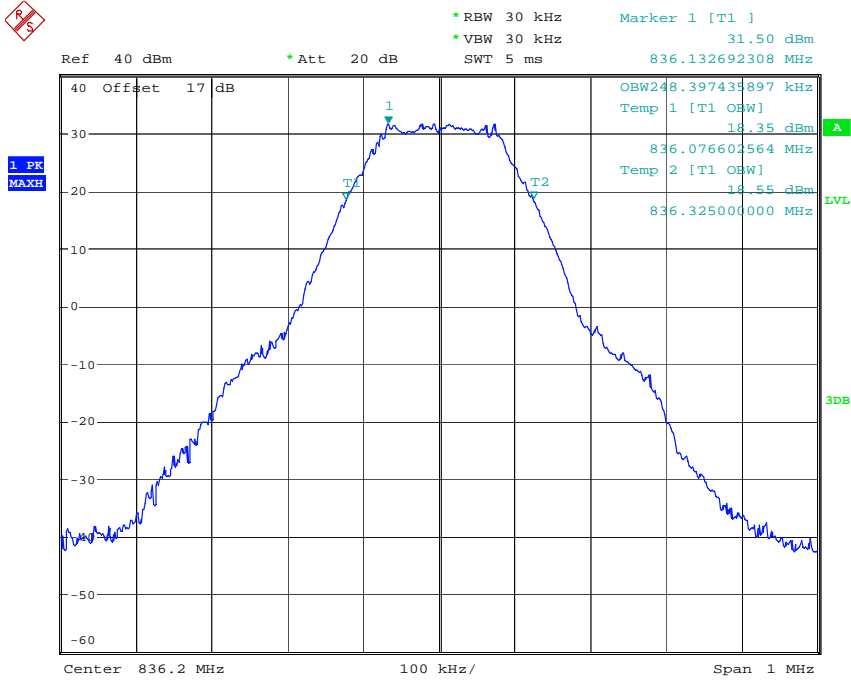


OCCUPIED BANDWIDTH GSM850 CH128

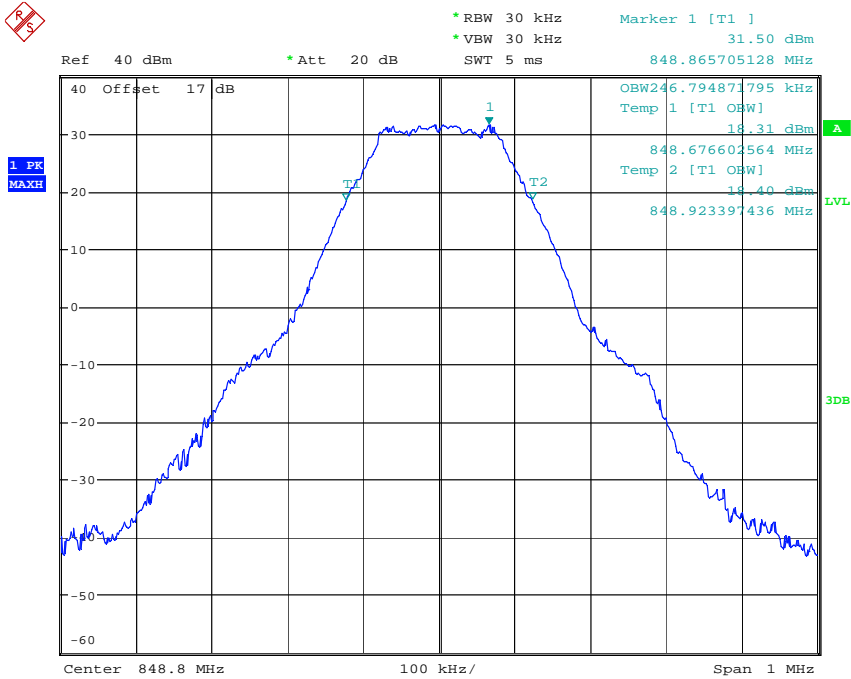
Date: 29.JUL.2015 09:52:08




Report Number: W6M21507-15160-P-2224  
FCC ID: GX9HPGW



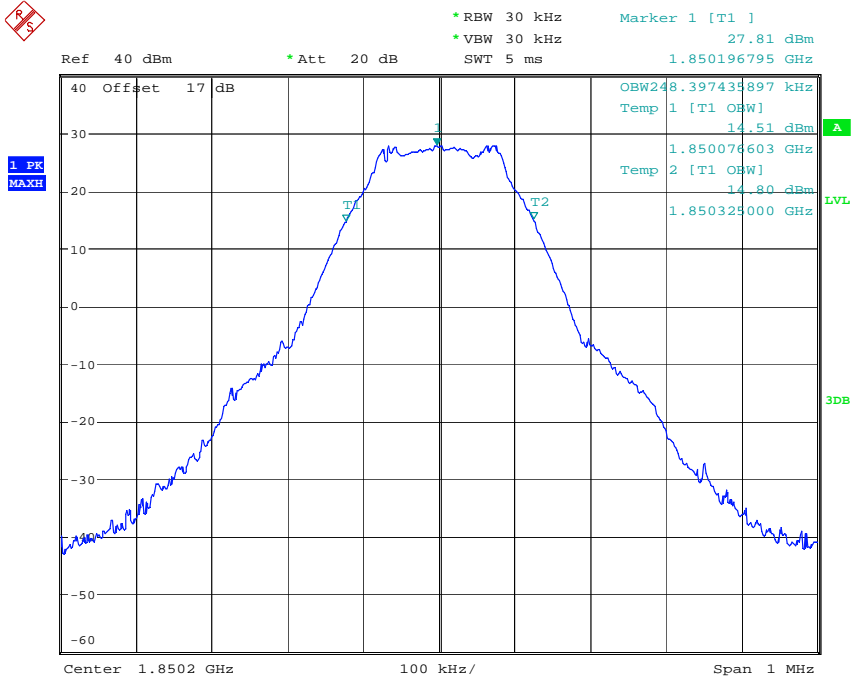
OCCUPIED BANDWIDTH GSM850 CH188  
Date: 29.JUL.2015 09:52:36



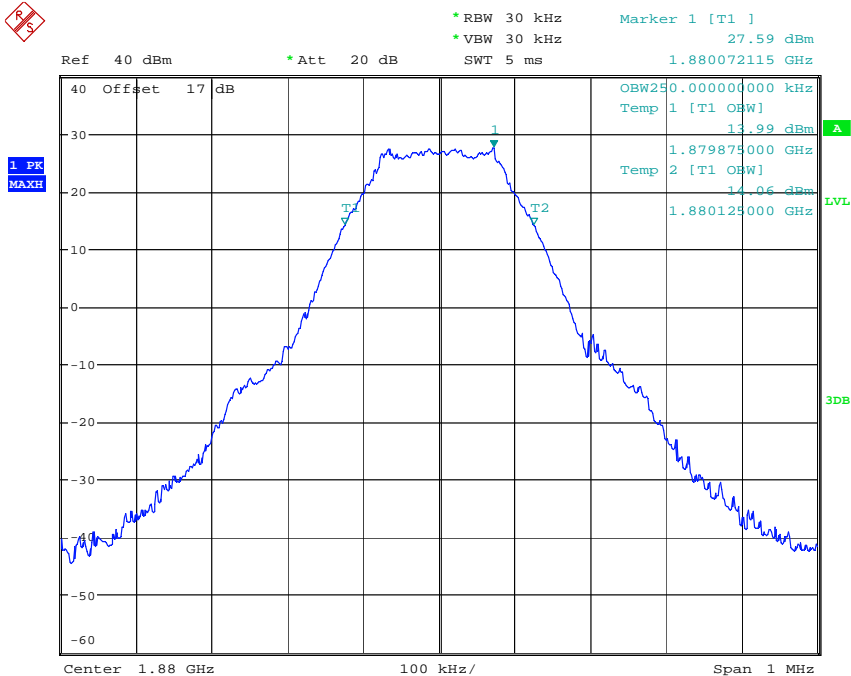
OCCUPIED BANDWIDTH GSM850 CH251  
Date: 29.JUL.2015 09:53:05




Report Number: W6M21507-15160-P-2224  
 FCC ID: GX9HPGW



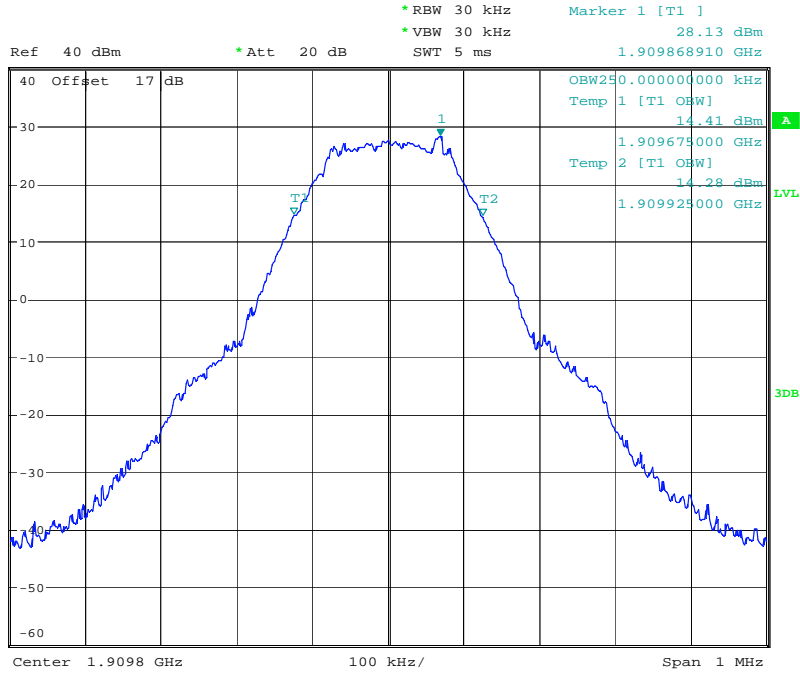
OCCUPIED BANDWIDTH PCS1900 CH512  
 Date: 29.JUL.2015 09:49:14



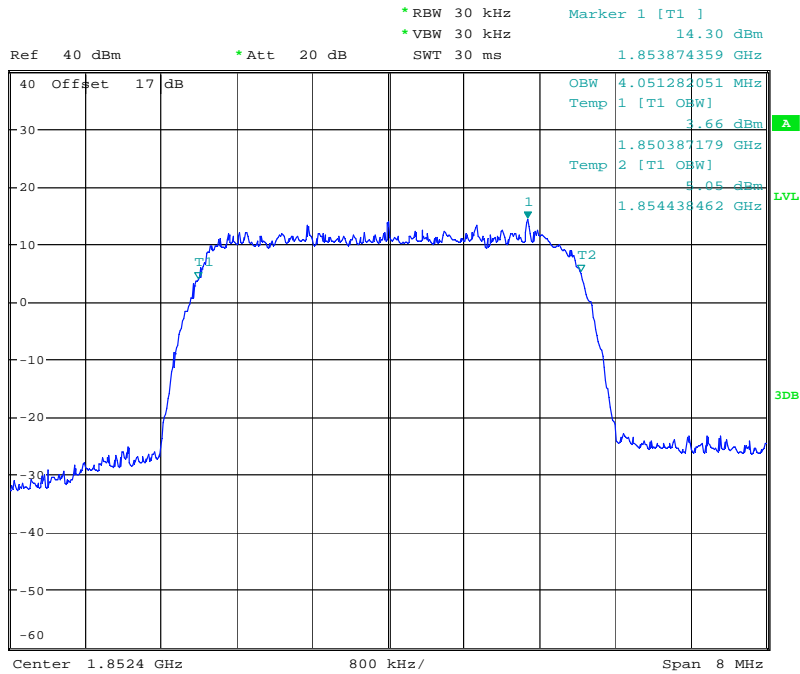
OCCUPIED BANDWIDTH PCS1900 CH661  
 Date: 29.JUL.2015 09:49:52




Report Number: W6M21507-15160-P-2224  
FCC ID: GX9HPGW



OCCUPIED BANDWIDTH PCS1900 CH810  
Date: 29.JUL.2015 09:50:26

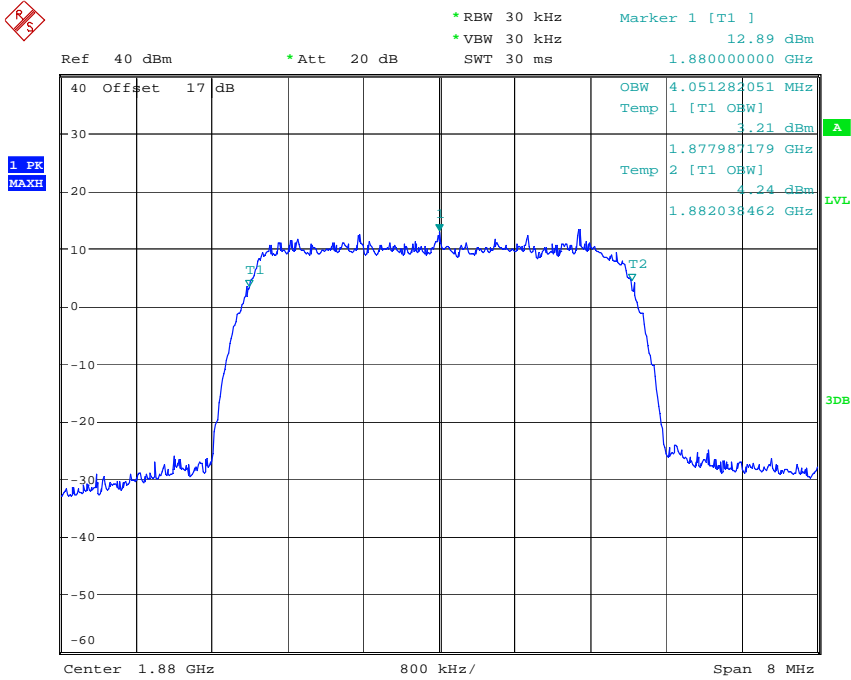


OCCUPIED BANDWIDTH WCDMA BANDII CH9262  
Date: 29.JUL.2015 09:45:45

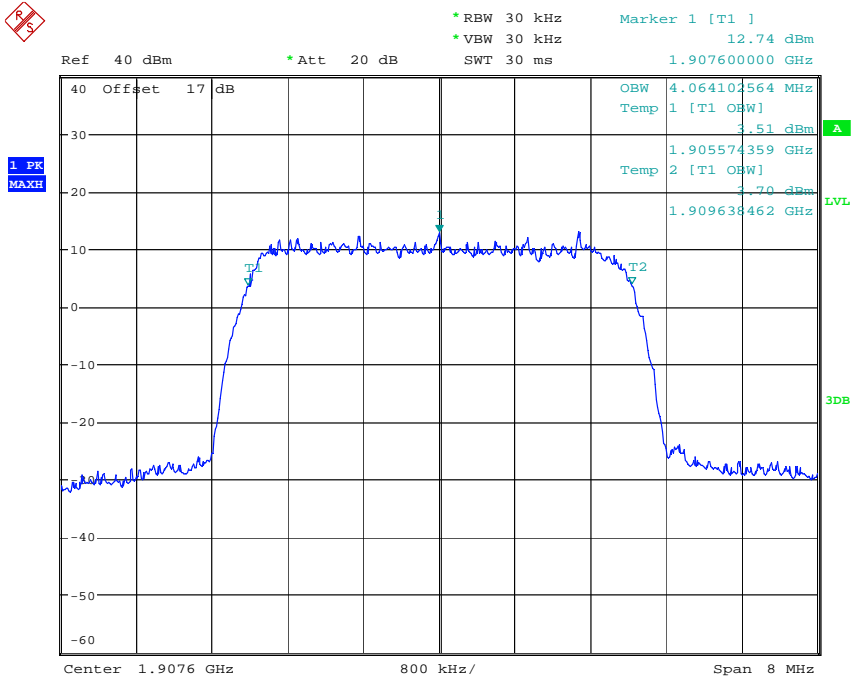


Report Number: W6M21507-15160-P-2224

FCC ID: GX9HPGW




OCCUPIED BANDWIDTH WCDMA BANDII CH9400  
Date: 29.JUL.2015 09:46:15



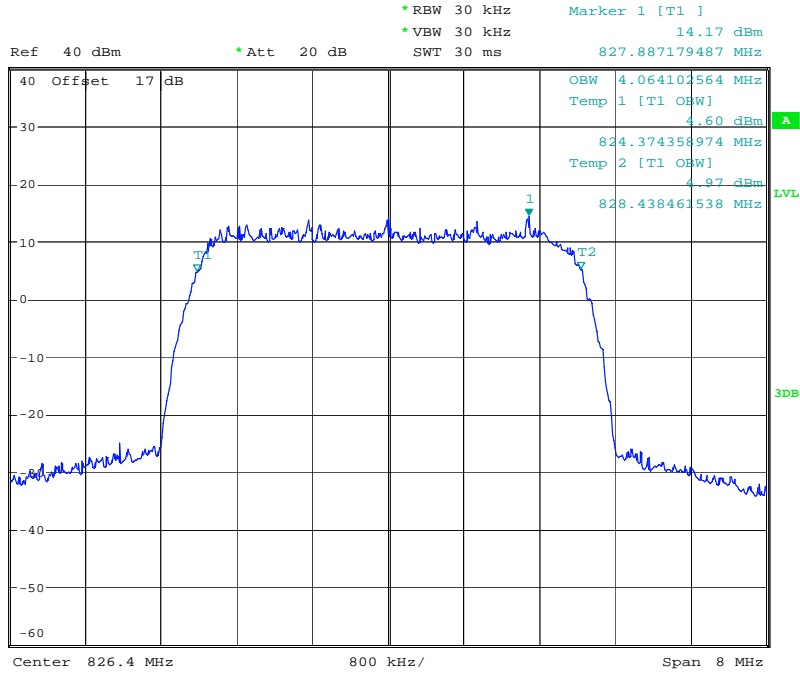
OCCUPIED BANDWIDTH WCDMA BANDII CH9538  
Date: 29.JUL.2015 09:47:28



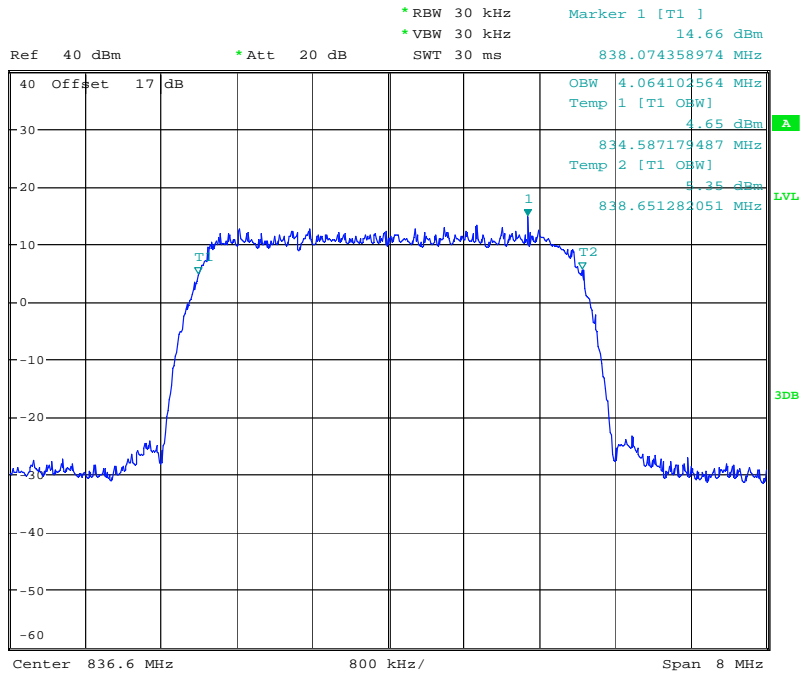


Report Number: W6M21507-15160-P-2224


FCC ID: GX9HPGW



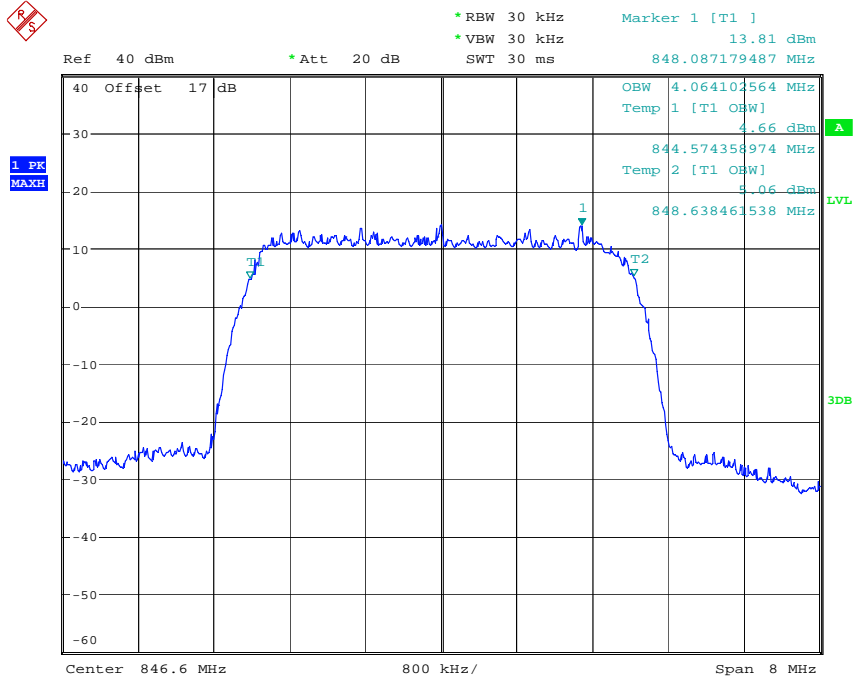
OCCUPIED BANDWIDTH WCDMA BANDV CH4132  
Date: 29.JUL.2015 09:43:15



OCCUPIED BANDWIDTH WCDMA BANDV CH4183  
Date: 29.JUL.2015 09:42:44

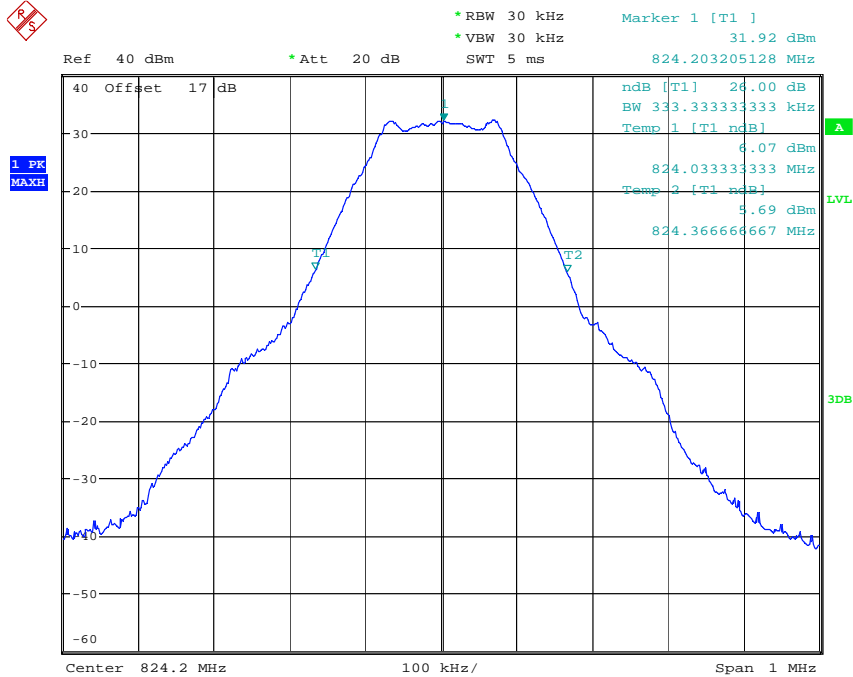


Report Number: W6M21507-15160-P-2224  
 FCC ID: GX9HPGW




OCCUPIED BANDWIDTH WCDMA BANDV CH4233  
 Date: 29.JUL.2015 09:42:12

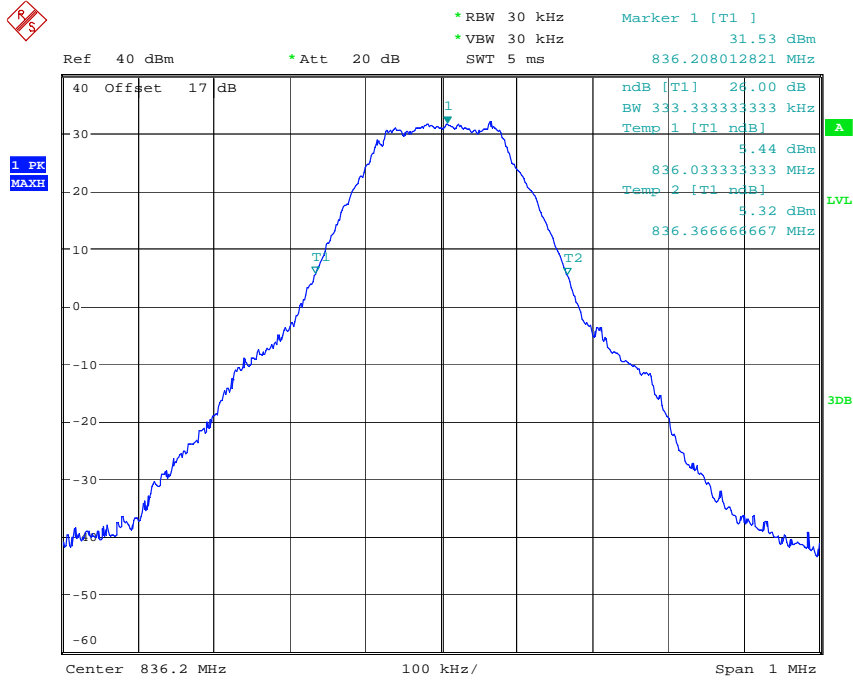
## 26dB Channel Bandwidth



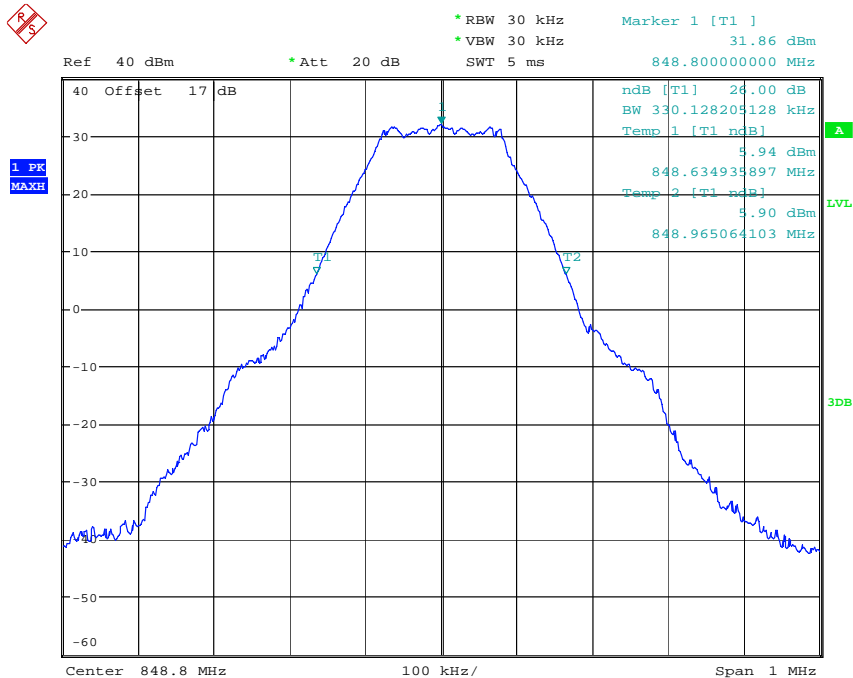
26DB BANDWIDTH GSM850 CH128  
 Date: 29.JUL.2015 09:27:45




Report Number: W6M21507-15160-P-2224  
FCC ID: GX9HPGW



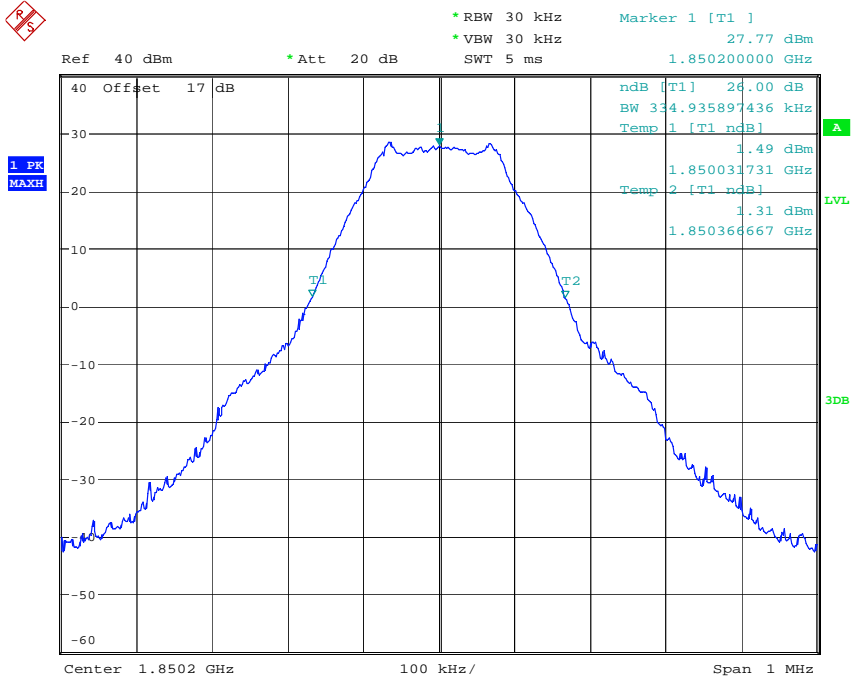
26DB BANDWIDTH GSM850 CH188  
Date: 29.JUL.2015 09:28:24



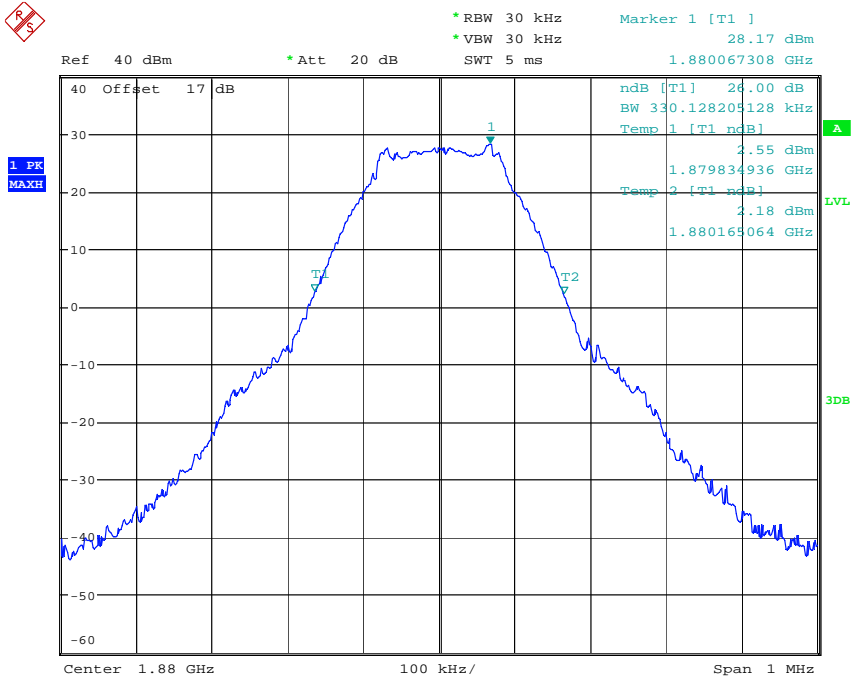
26DB BANDWIDTH GSM850 CH251  
Date: 29.JUL.2015 09:29:08




Report Number: W6M21507-15160-P-2224  
 FCC ID: GX9HPGW



26DB BANDWIDTH PCS1900 CH512  
 Date: 29.JUL.2015 09:31:03

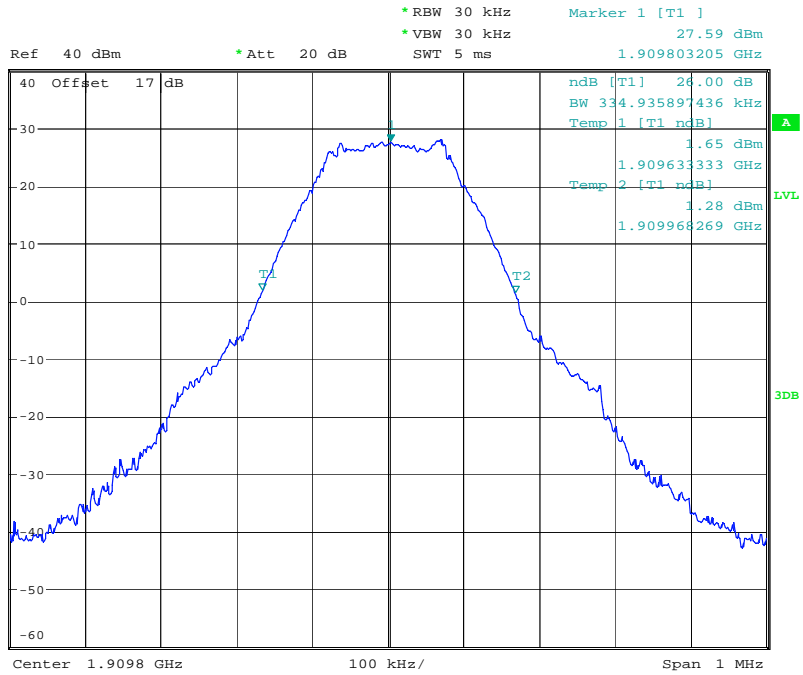


26DB BANDWIDTH PCS1900 CH661  
 Date: 29.JUL.2015 09:31:35

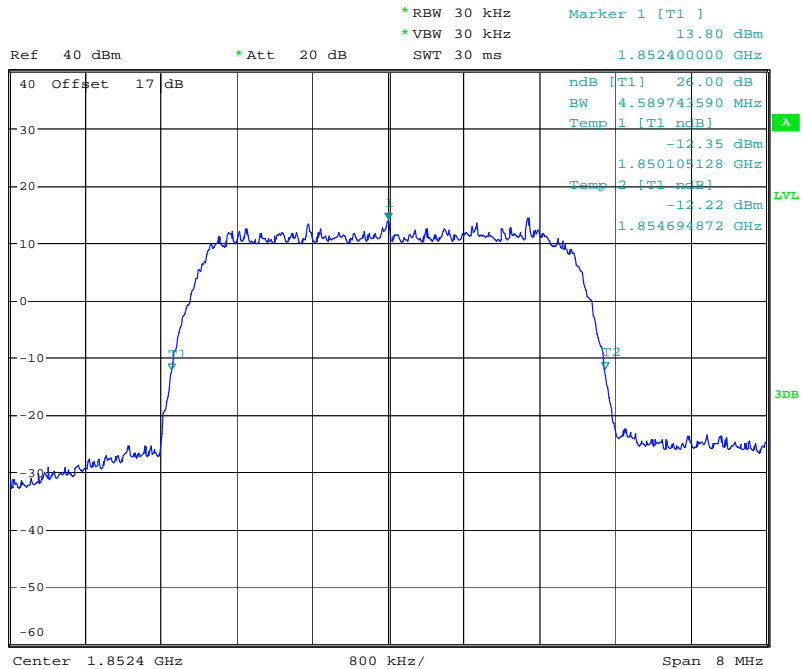


# Worldwide Testing Services(Taiwan) Co., Ltd.


Report Number: W6M21507-15160-P-2224  
 FCC ID: GX9HPGW



26DB BANDWIDTH PCS1900 CH810  
 Date: 29.JUL.2015 09:32:13



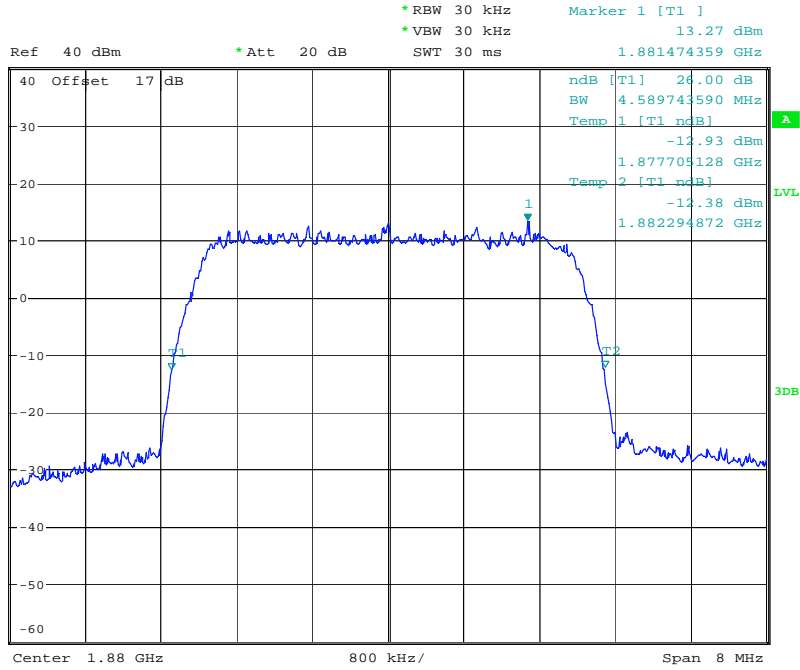
26DB BANDWIDTH WCDMA BANDII CH9262  
 Date: 29.JUL.2015 09:34:47



# Worldwide Testing Services(Taiwan) Co., Ltd.

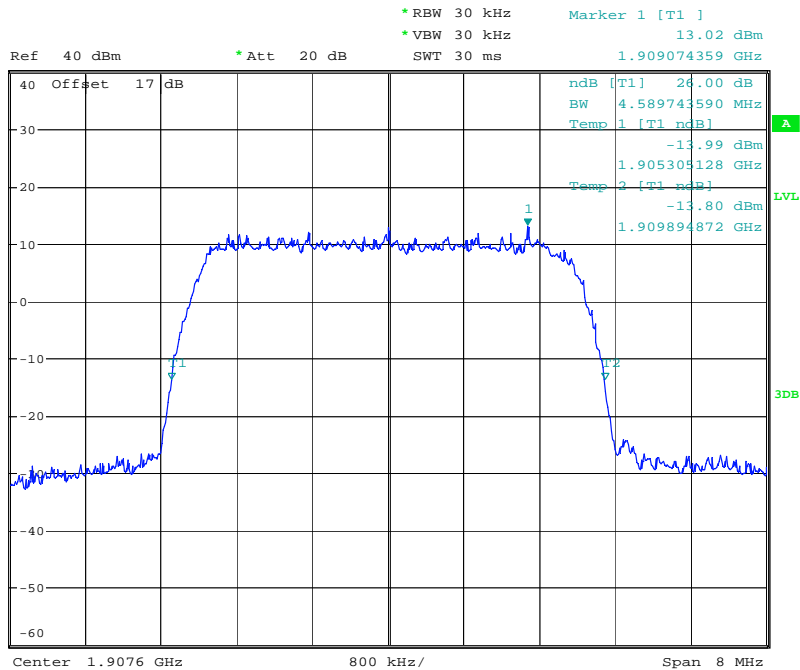
Report Number: W6M21507-15160-P-2224

FCC ID: GX9HPGW




26DB BANDWIDTH WCDMA BANDII CH9400

Date: 29.JUL.2015 09:35:29



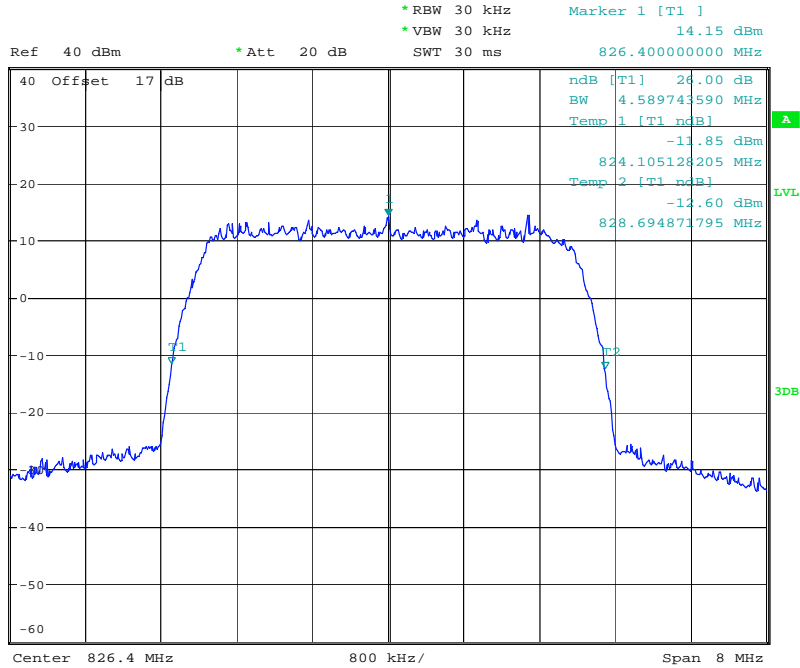
26DB BANDWIDTH WCDMA BANDII CH9538

Date: 29.JUL.2015 09:36:05



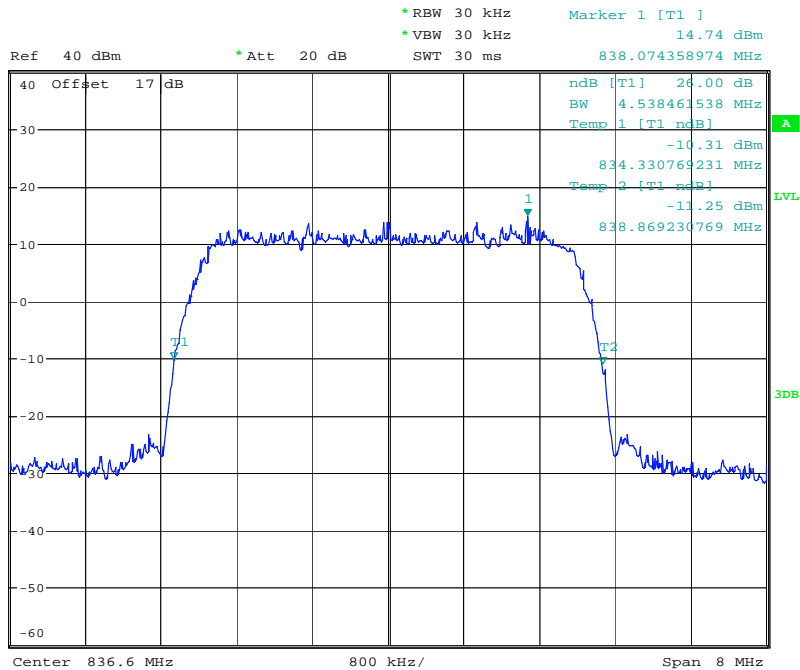
# Worldwide Testing Services(Taiwan) Co., Ltd.

Report Number: W6M21507-15160-P-2224  
FCC ID: GX9HPGW



26DB BANDWIDTH WCDMA BANDV CH4132

Date: 29.JUL.2015 09:39:56



26DB BANDWIDTH WCDMA BANDV CH4183

Date: 29.JUL.2015 09:40:26





Report Number: W6M21507-15160-P-2224

FCC ID: GX9HPGW

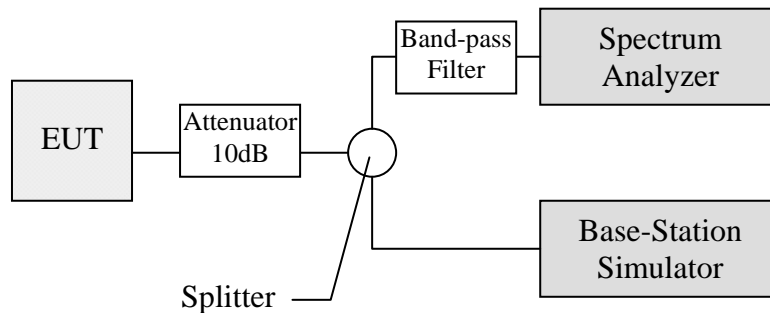
## 6. Spurious Emissions at Antenna Terminals

### 6.1 Test procedure

This transmitter output was connected to a calibrated coaxial attenuator, the other end of which was connected to a spectrum analyzer via a three-port splitter. Please refer to the following figure. Transmitter output was derived with the spectrum analyzer in dBm.

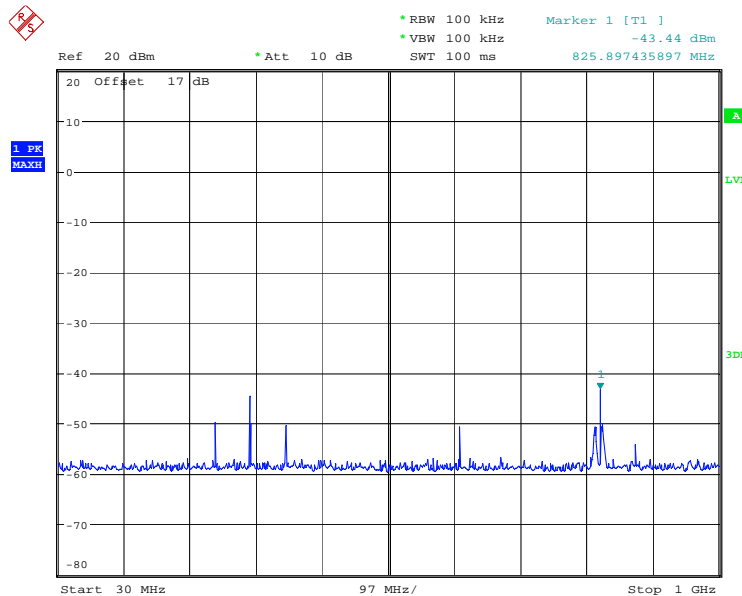
The Spurious Emissions at Antenna Terminals was measured by the spectrum analyzer with a suitable notch filter and/or Band-pass filter.

Tests were performed with an unmodulated carrier at three frequencies (low, middle and high channels ) and on all power levels , which can be set-up on the transmitters.




### 6.2 Test Results

CH128

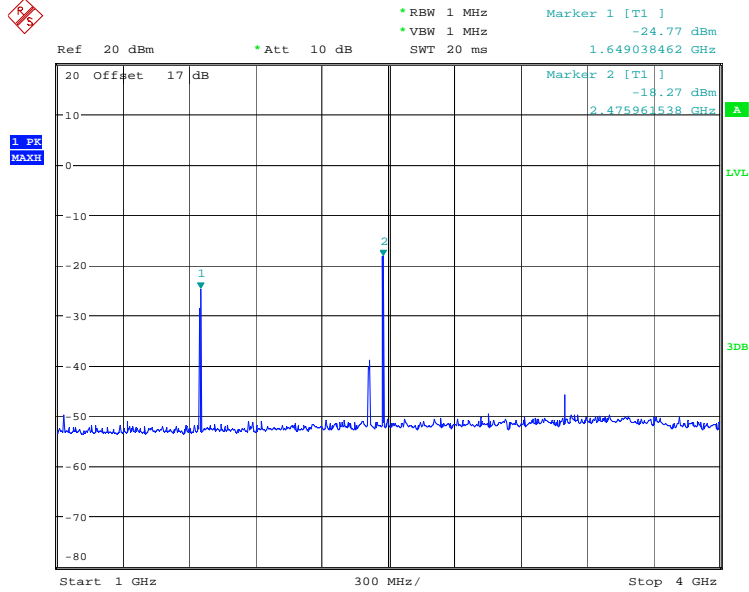


CONDUCTED SPURIOUS EMISSION GSM850 CH128  
 Date: 29.JUL.2015 09:58:50



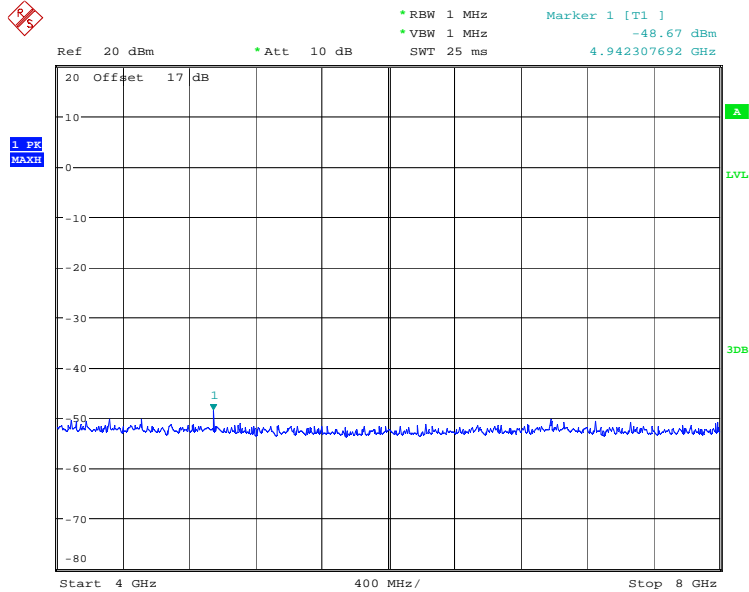
Report Number: W6M21507-15160-P-2224

FCC ID: GX9HPGW




CONDUCTED SPURIOUS EMISSION GSM850 CH128

Date: 29.JUL.2015 10:07:43



CONDUCTED SPURIOUS EMISSION GSM850 CH128

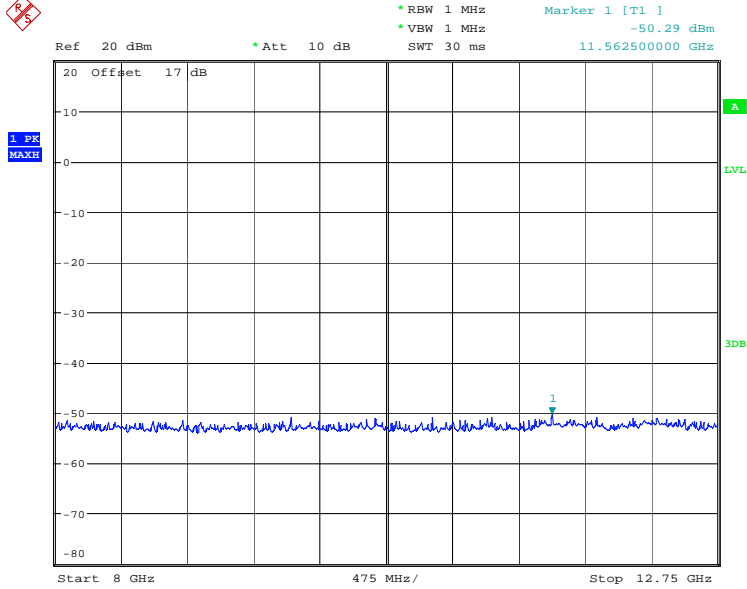
Date: 29.JUL.2015 10:08:20



# Worldwide Testing Services(Taiwan) Co., Ltd.

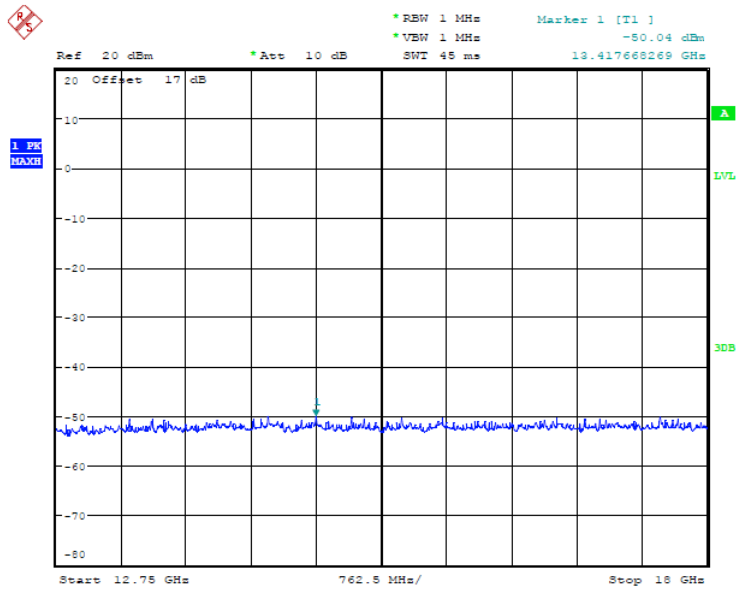
Report Number: W6M21507-15160-P-2224

FCC ID: GX9HPGW




CONDUCTED SPURIOUS EMISSION GSM850 CH128

Date: 29.JUL.2015 10:00:03



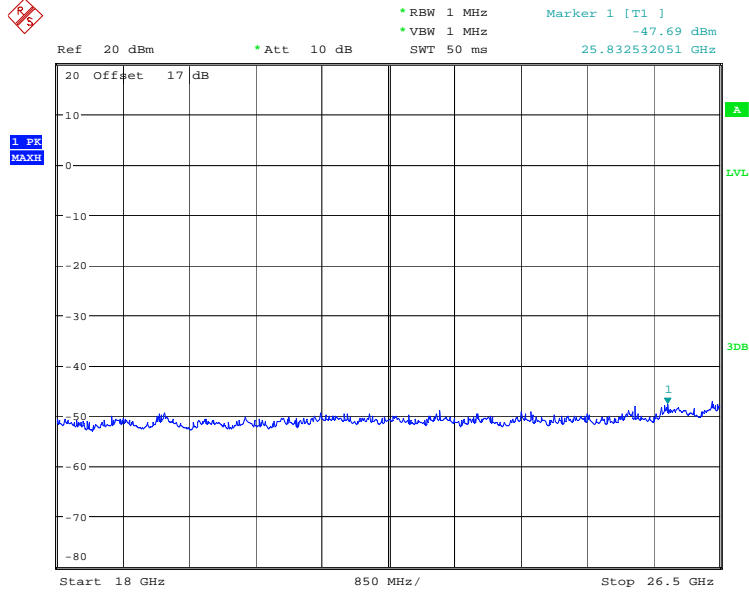
CONDUCTED SPURIOUS EMISSION GSM850 CH128

Date: 29.JUL.2015 10:00:26



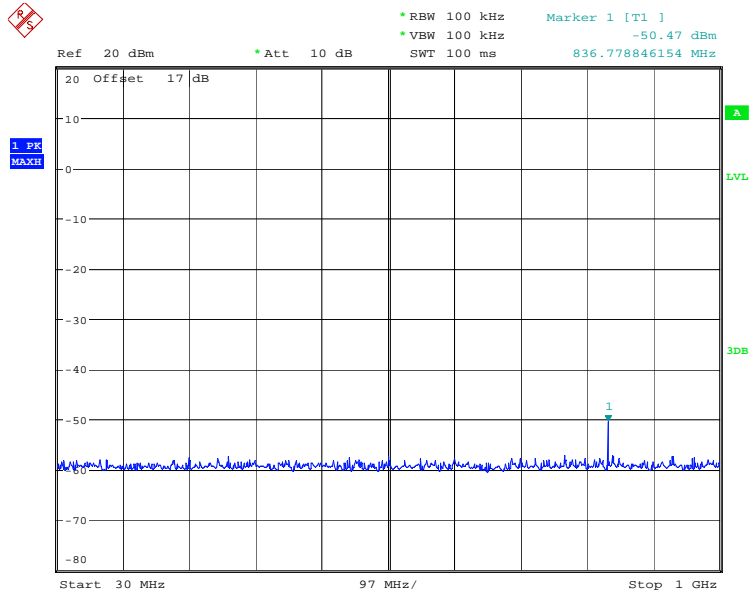
Report Number: W6M21507-15160-P-2224

FCC ID: GX9HPGW




CONDUCTED SPURIOUS EMISSION GSM850 CH128  
Date: 29.JUL.2015 10:00:54

## CH188

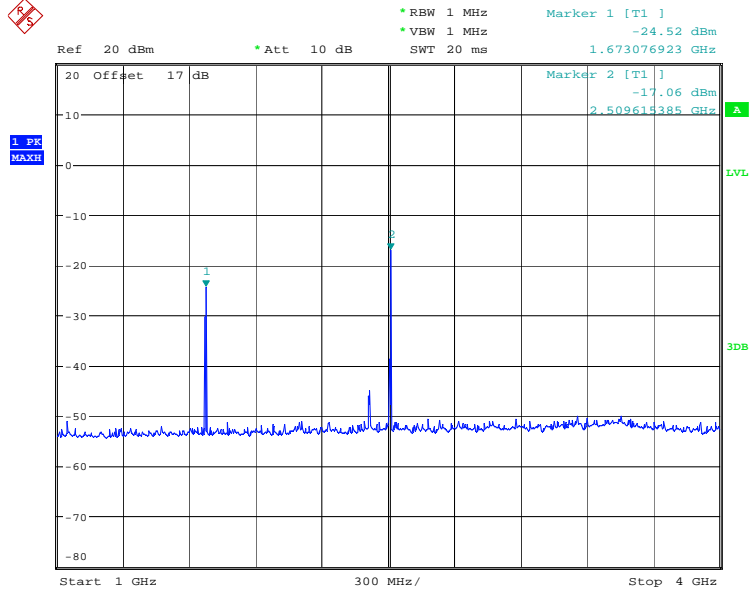


CONDUCTED SPURIOUS EMISSION GSM850 CH188  
Date: 29.JUL.2015 10:09:48



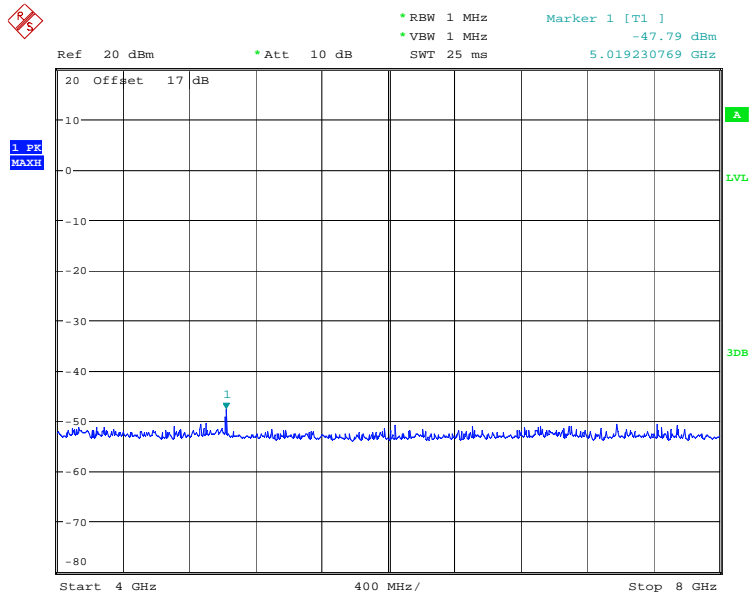
Report Number: W6M21507-15160-P-2224

FCC ID: GX9HPGW




CONDUCTED SPURIOUS EMISSION GSM850 CH188

Date: 29.JUL.2015 10:10:32



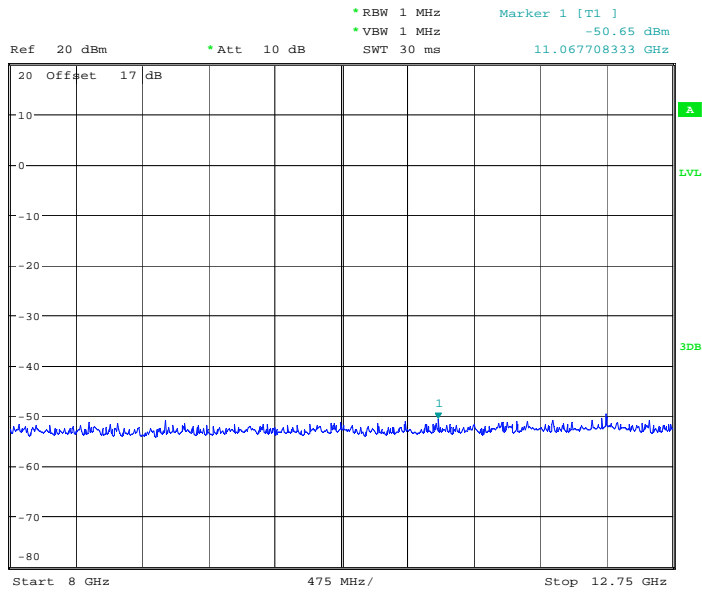
CONDUCTED SPURIOUS EMISSION GSM850 CH188

Date: 29.JUL.2015 10:11:05



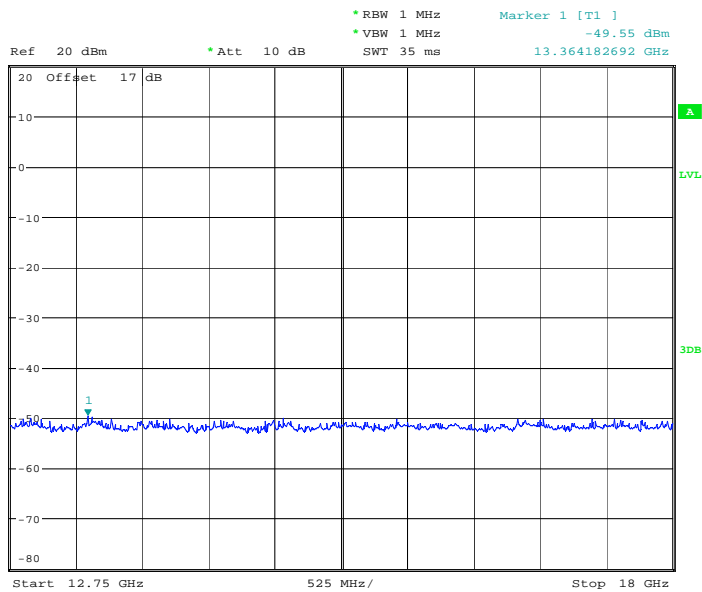
Report Number: W6M21507-15160-P-2224

FCC ID: GX9HPGW




CONDUCTED SPURIOUS EMISSION GSM850 CH188

Date: 29.JUL.2015 10:12:27



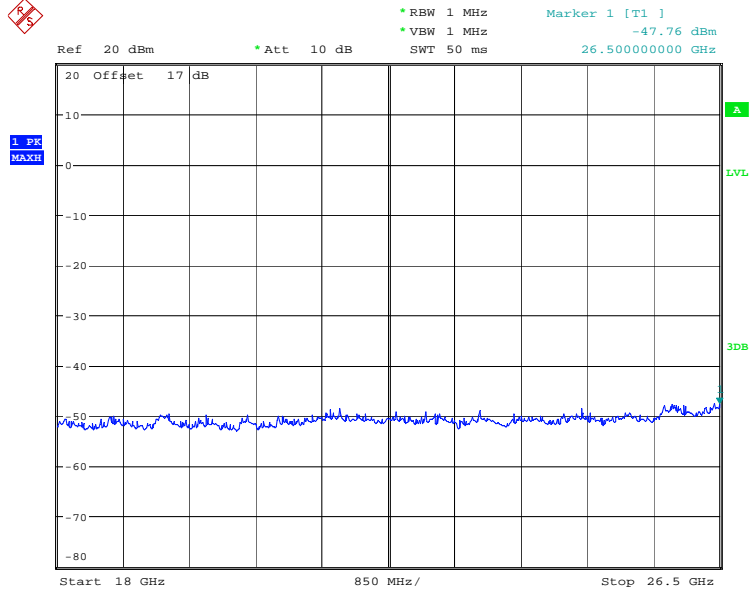
CONDUCTED SPURIOUS EMISSION GSM850 CH188

Date: 29.JUL.2015 10:12:12



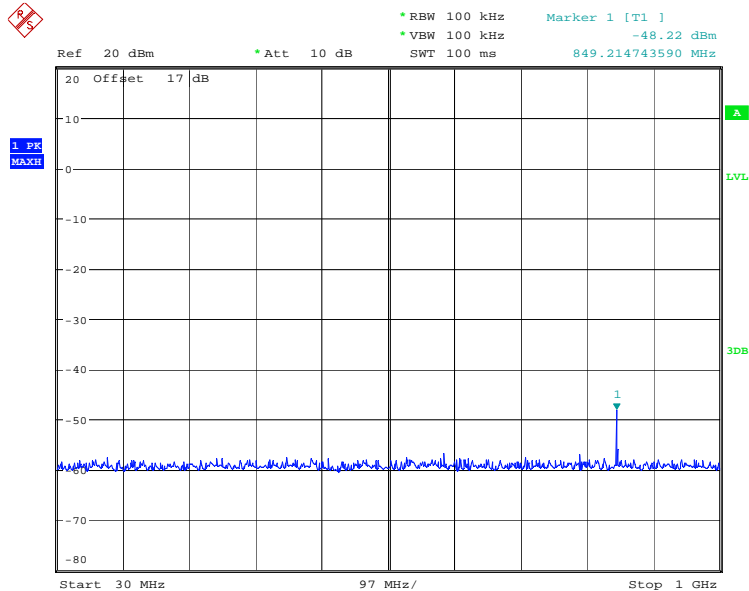
Report Number: W6M21507-15160-P-2224

FCC ID: GX9HPGW




CONDUCTED SPURIOUS EMISSION GSM850 CH188  
Date: 29.JUL.2015 10:12:51

## CH251

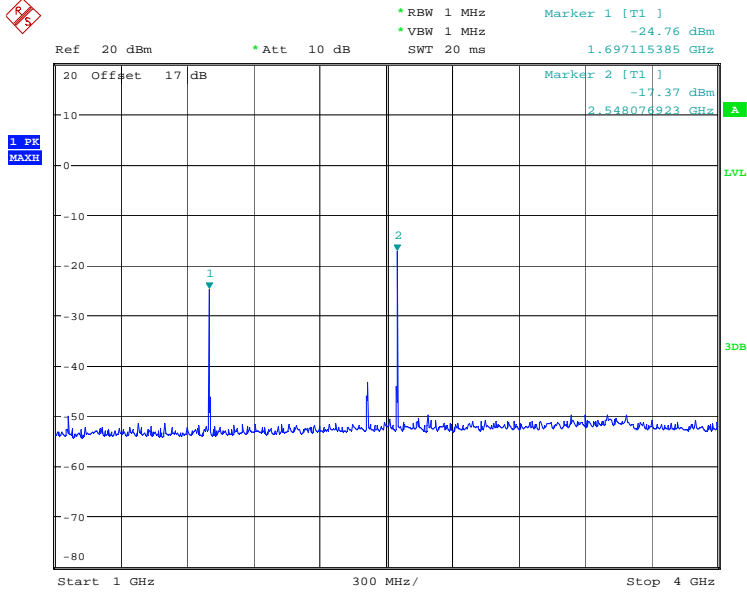


CONDUCTED SPURIOUS EMISSION GSM850 CH251  
Date: 29.JUL.2015 10:13:55



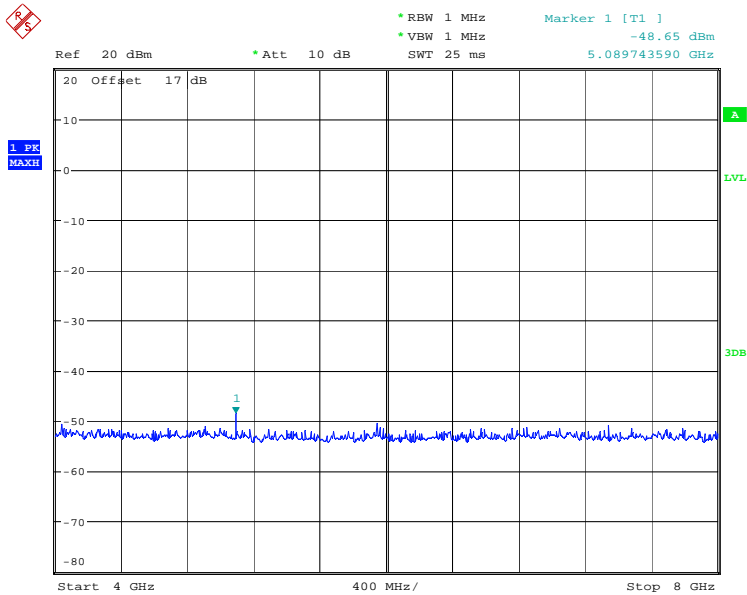
Report Number: W6M21507-15160-P-2224

FCC ID: GX9HPGW



CONDUCTED SPURIOUS EMISSION GSM850 CH251


Date: 29.JUL.2015 10:14:40



CONDUCTED SPURIOUS EMISSION GSM850 CH251

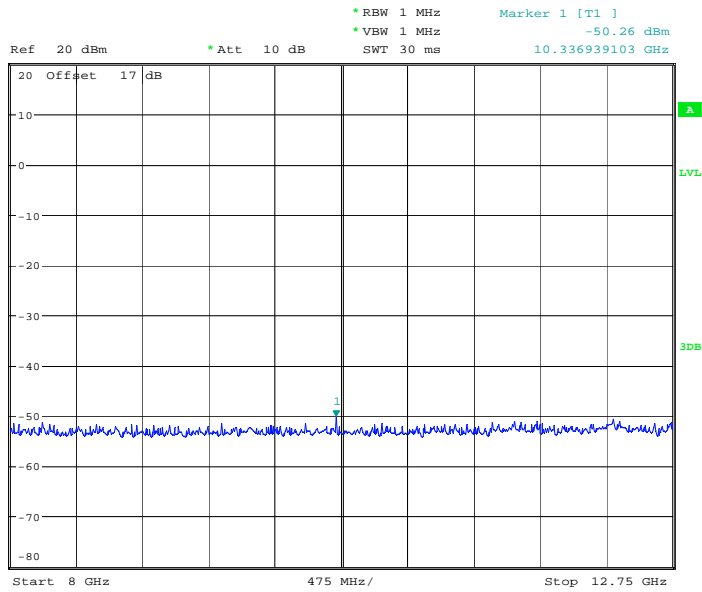
Date: 29.JUL.2015 10:14:54





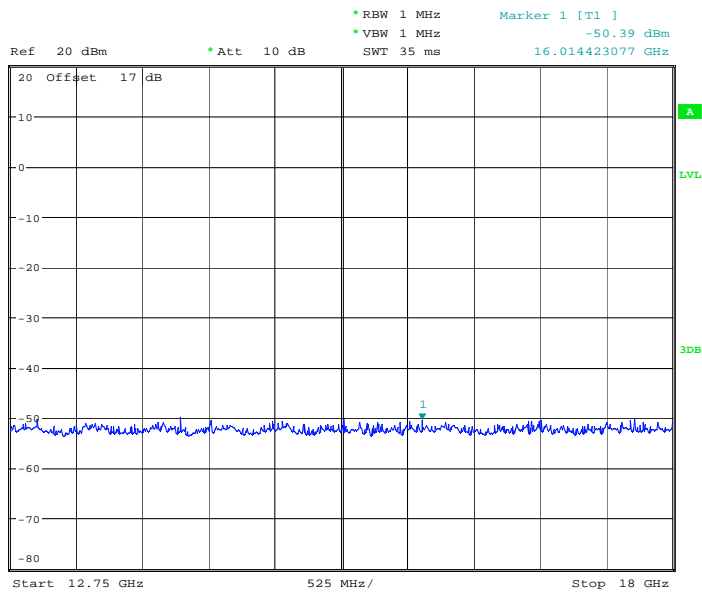
Report Number: W6M21507-15160-P-2224

FCC ID: GX9HPGW




CONDUCTED SPURIOUS EMISSION GSM850 CH251

Date: 29.JUL.2015 10:15:06



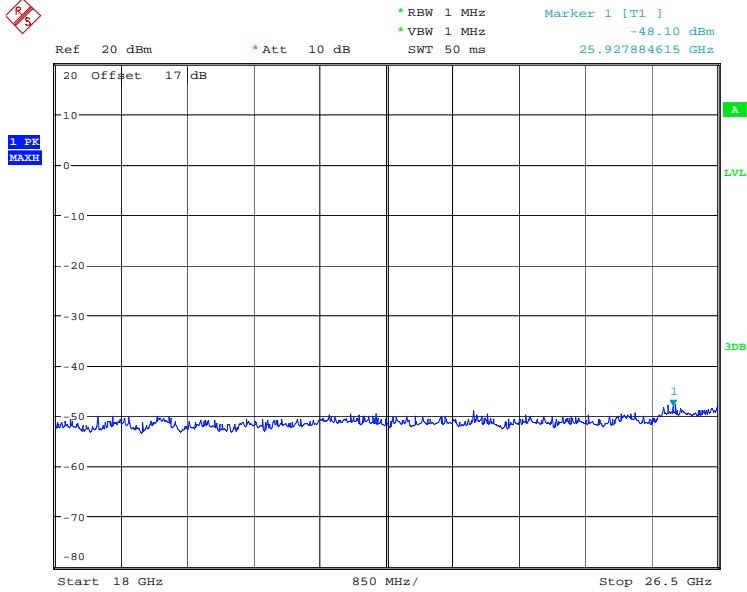
CONDUCTED SPURIOUS EMISSION GSM850 CH251

Date: 29.JUL.2015 10:15:21



Report Number: W6M21507-15160-P-2224

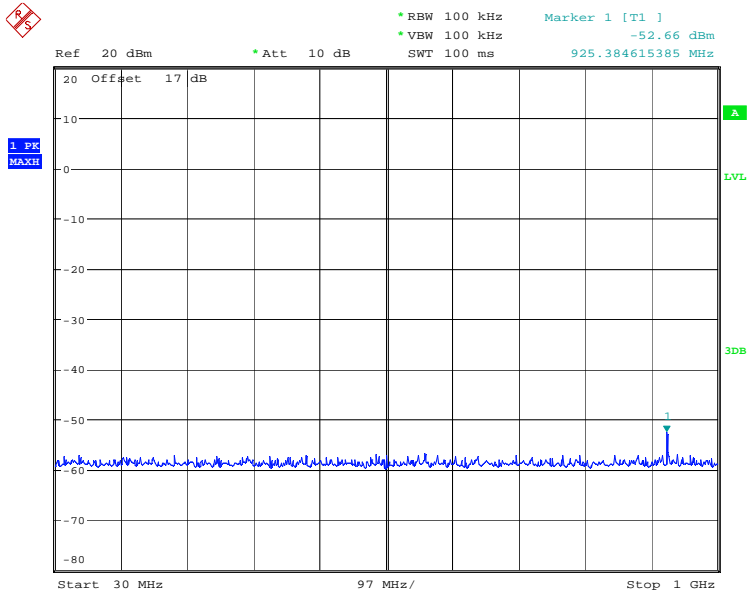
FCC ID: GX9HPGW



CONDUCTED SPURIOUS EMISSION GSM850 CH251


Date: 29.JUL.2015 10:15:40

## CH512



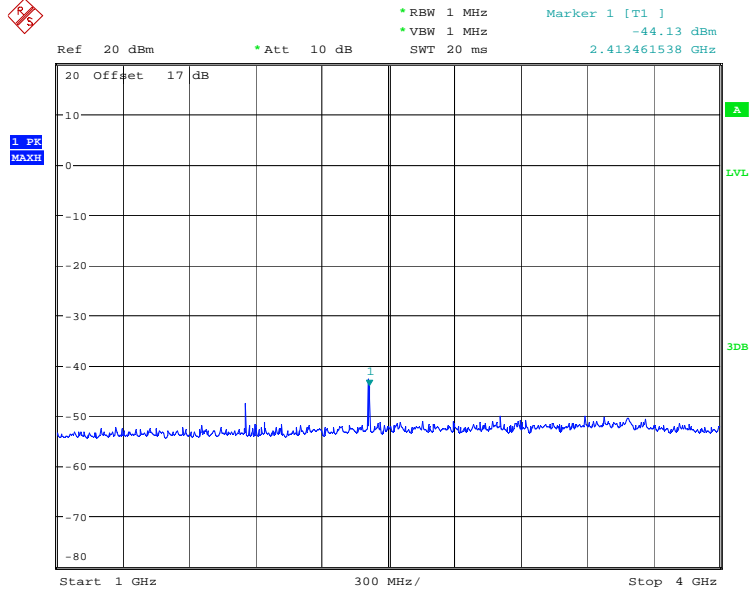
CONDUCTED SPURIOUS EMISSION PCS1900 CH512

Date: 29.JUL.2015 10:26:42

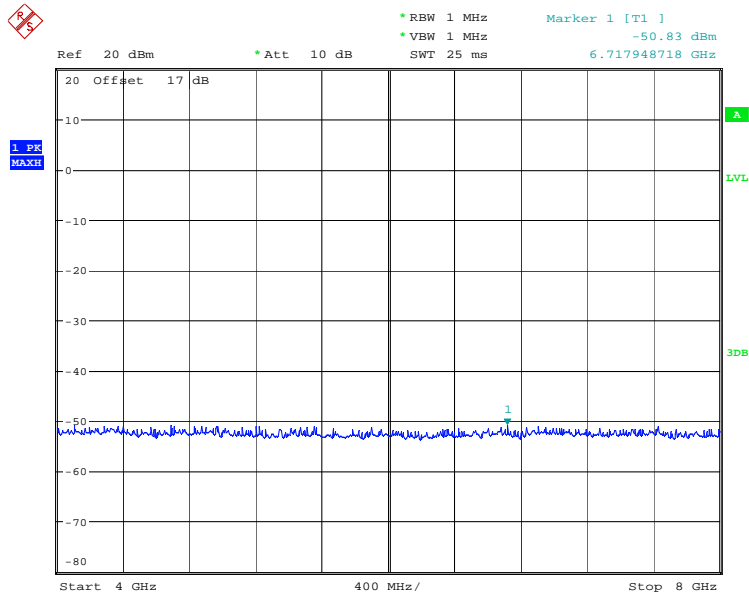


Report Number: W6M21507-15160-P-2224


FCC ID: GX9HPGW



CONDUCTED SPURIOUS EMISSION PCS1900 CH512  
Date: 29.JUL.2015 10:27:43

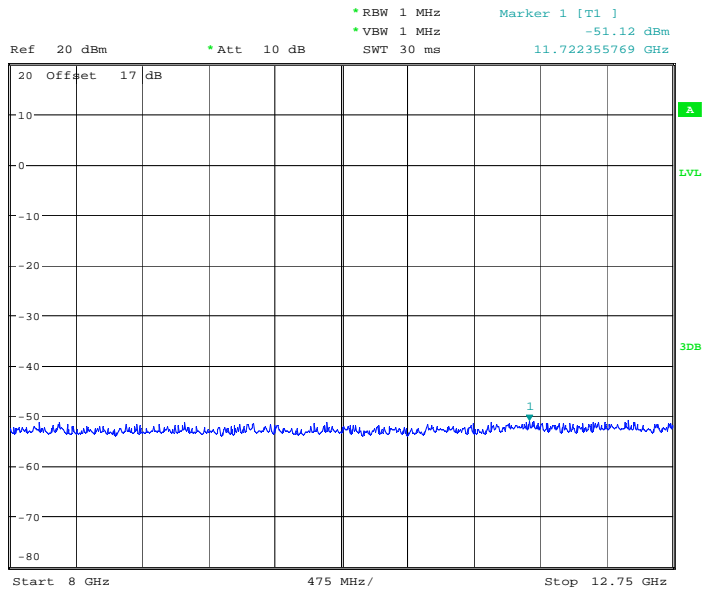


CONDUCTED SPURIOUS EMISSION PCS1900 CH512  
Date: 29.JUL.2015 10:28:24



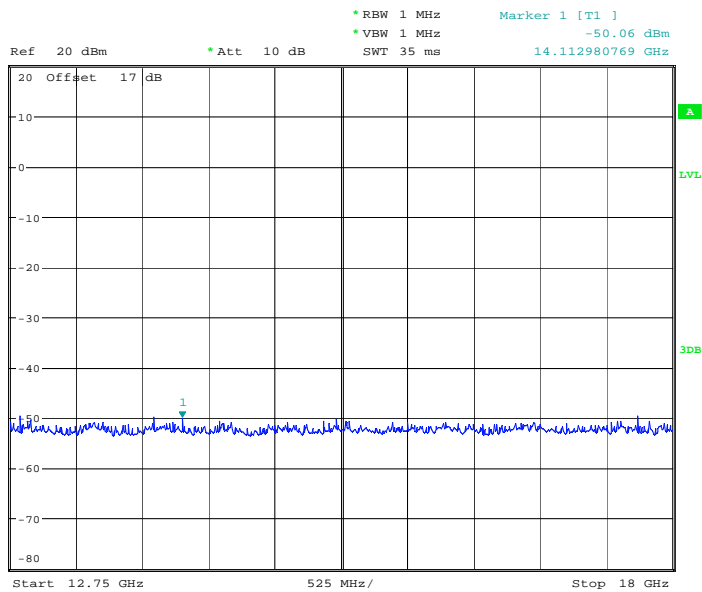
Report Number: W6M21507-15160-P-2224

FCC ID: GX9HPGW




CONDUCTED SPURIOUS EMISSION PCS1900 CH512

Date: 29.JUL.2015 10:28:44



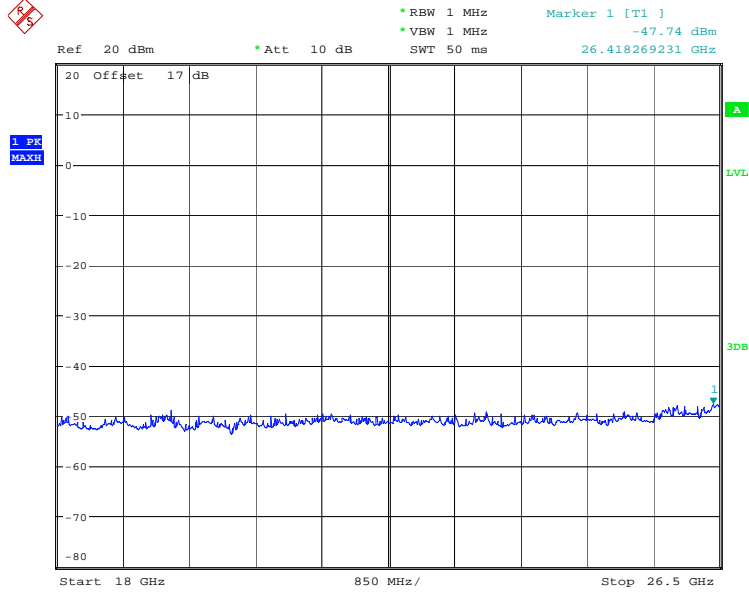
CONDUCTED SPURIOUS EMISSION PCS1900 CH512

Date: 29.JUL.2015 10:28:59



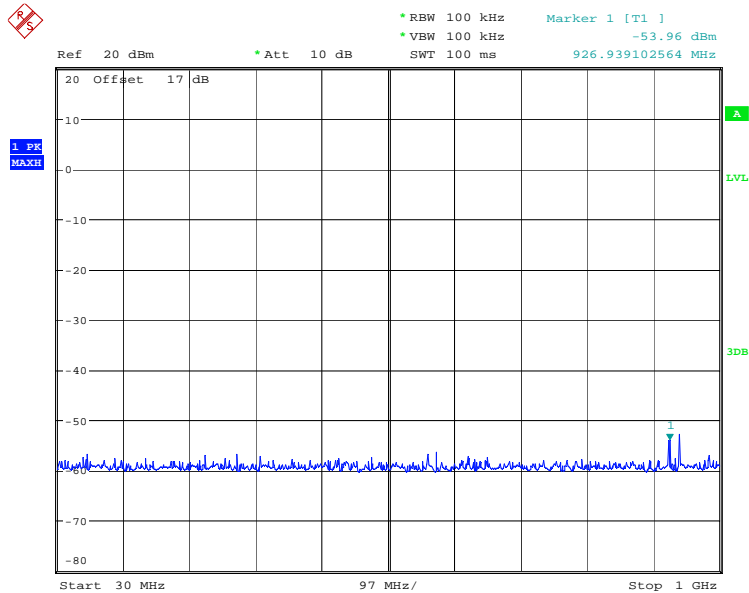
Report Number: W6M21507-15160-P-2224

FCC ID: GX9HPGW




CONDUCTED SPURIOUS EMISSION PCS1900 CH512  
Date: 29.JUL.2015 10:29:15

CH661

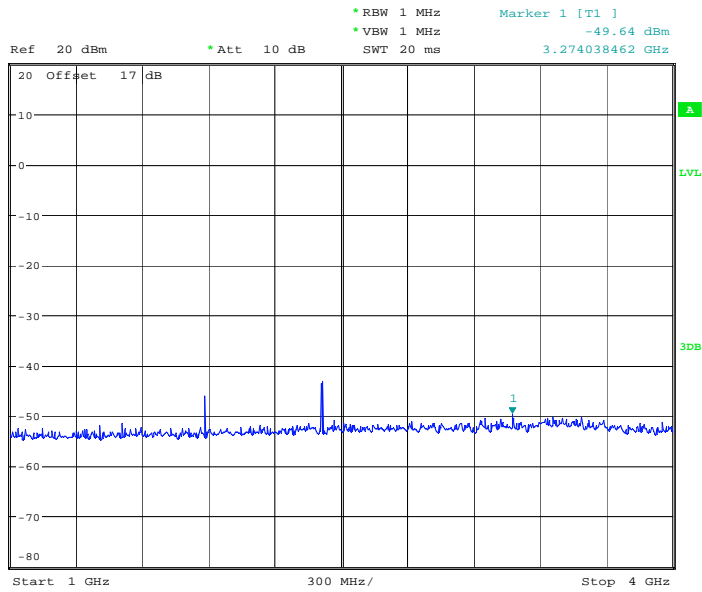


CONDUCTED SPURIOUS EMISSION PCS1900 CH661  
Date: 29.JUL.2015 10:30:02



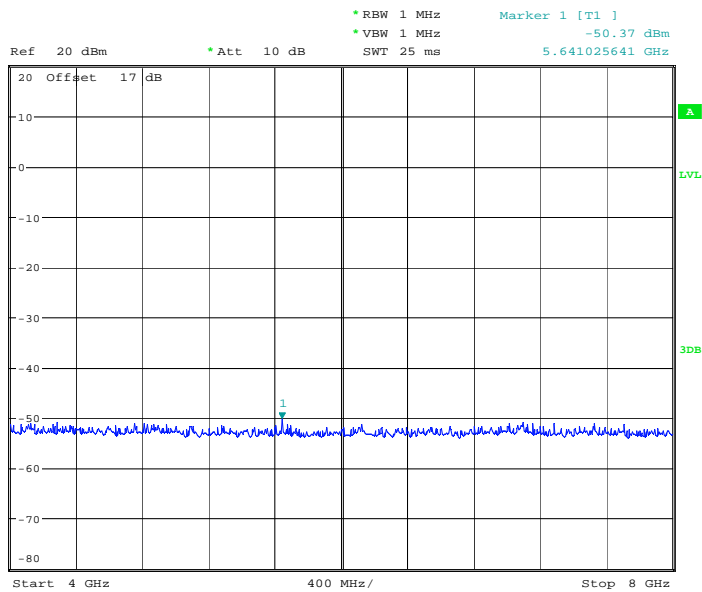
Report Number: W6M21507-15160-P-2224

FCC ID: GX9HPGW




CONDUCTED SPURIOUS EMISSION PCS1900 CH661

Date: 29.JUL.2015 10:30:32

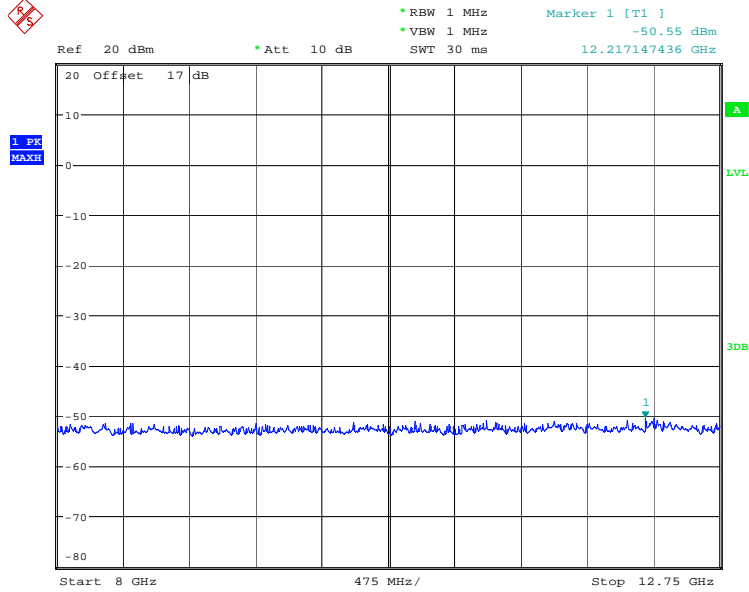


CONDUCTED SPURIOUS EMISSION PCS1900 CH661

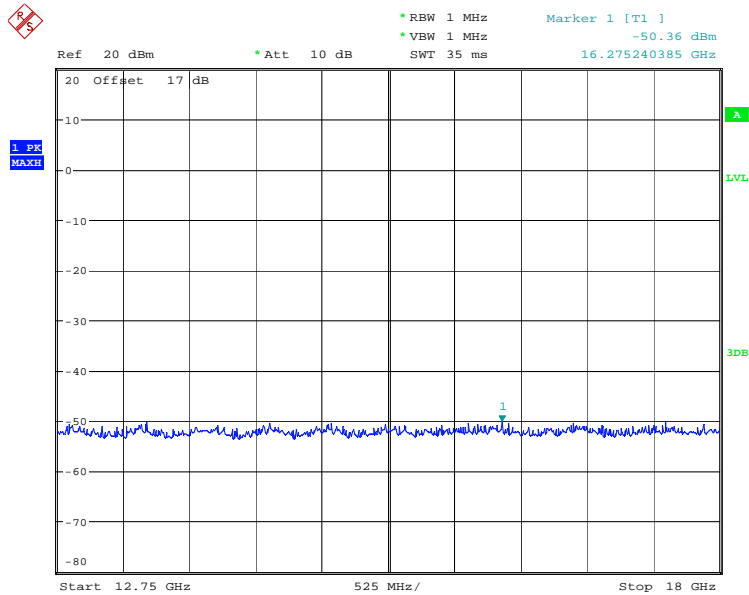
Date: 29.JUL.2015 10:30:49




Report Number: W6M21507-15160-P-2224  
FCC ID: GX9HPGW



CONDUCTED SPURIOUS EMISSION PCS1900 CH661  
Date: 29.JUL.2015 10:31:07

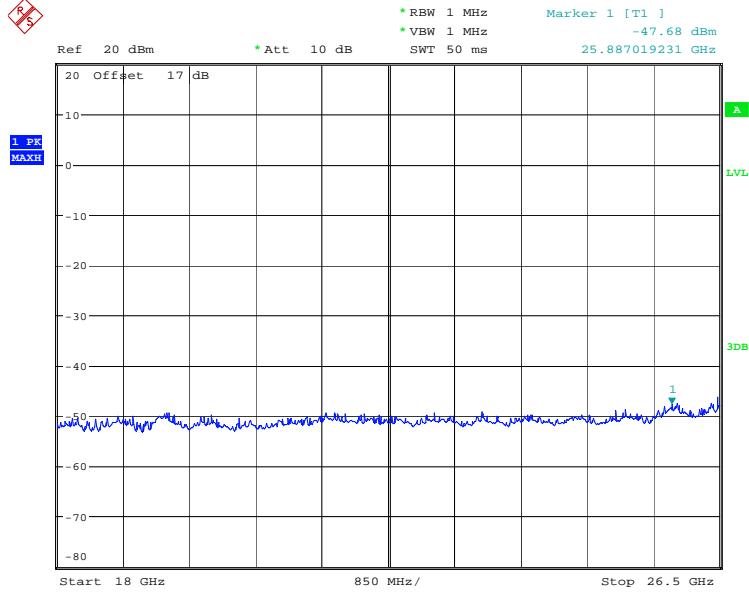


CONDUCTED SPURIOUS EMISSION PCS1900 CH661  
Date: 29.JUL.2015 10:31:24



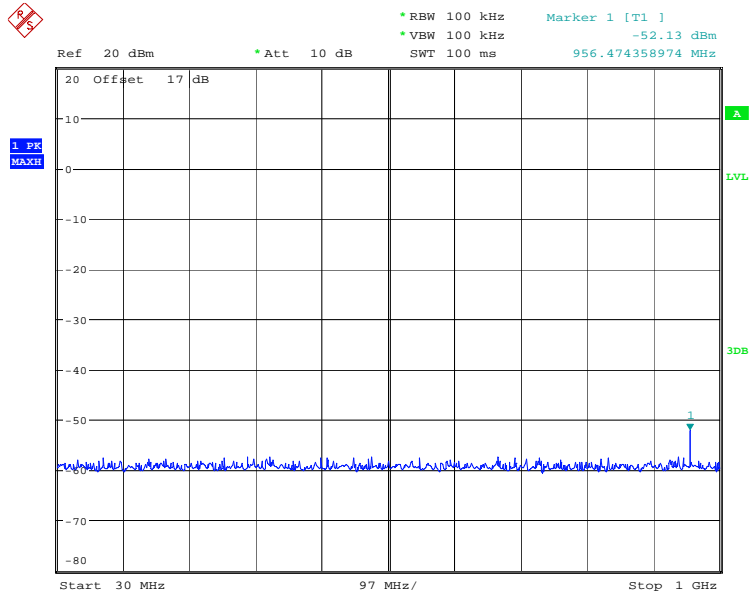
Report Number: W6M21507-15160-P-2224

FCC ID: GX9HPGW




CONDUCTED SPURIOUS EMISSION PCS1900 CH661  
Date: 29.JUL.2015 10:31:48

CH810



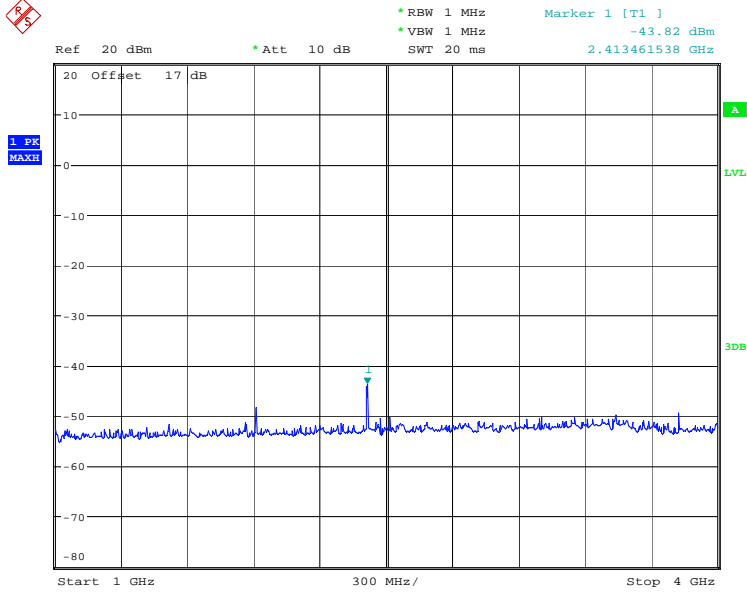
CONDUCTED SPURIOUS EMISSION PCS1900 CH810  
Date: 29.JUL.2015 10:32:25





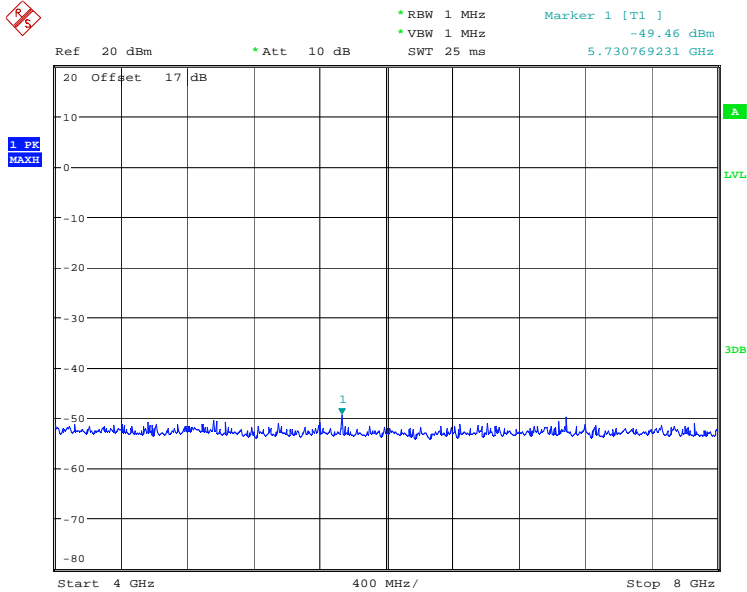
Report Number: W6M21507-15160-P-2224

FCC ID: GX9HPGW




CONDUCTED SPURIOUS EMISSION PCS1900 CH810

Date: 29.JUL.2015 10:33:01



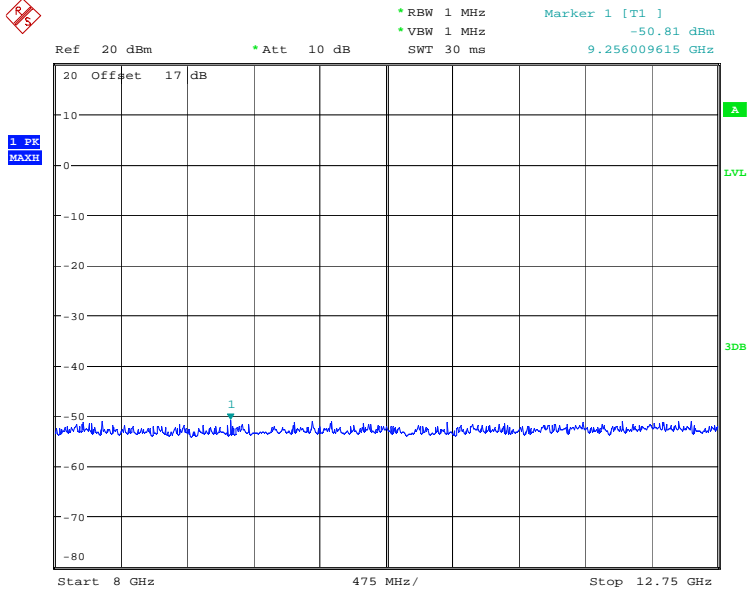
CONDUCTED SPURIOUS EMISSION PCS1900 CH810

Date: 29.JUL.2015 10:33:18



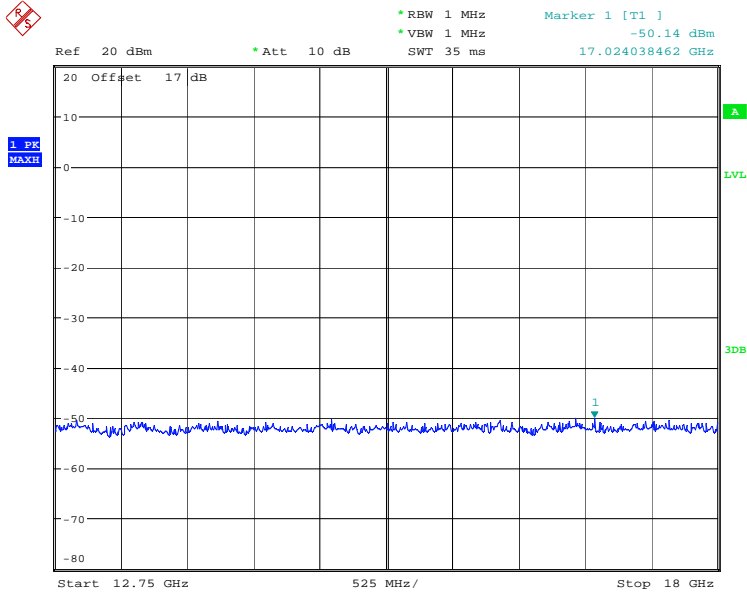
Report Number: W6M21507-15160-P-2224

FCC ID: GX9HPGW




CONDUCTED SPURIOUS EMISSION PCS1900 CH810

Date: 29.JUL.2015 10:33:33



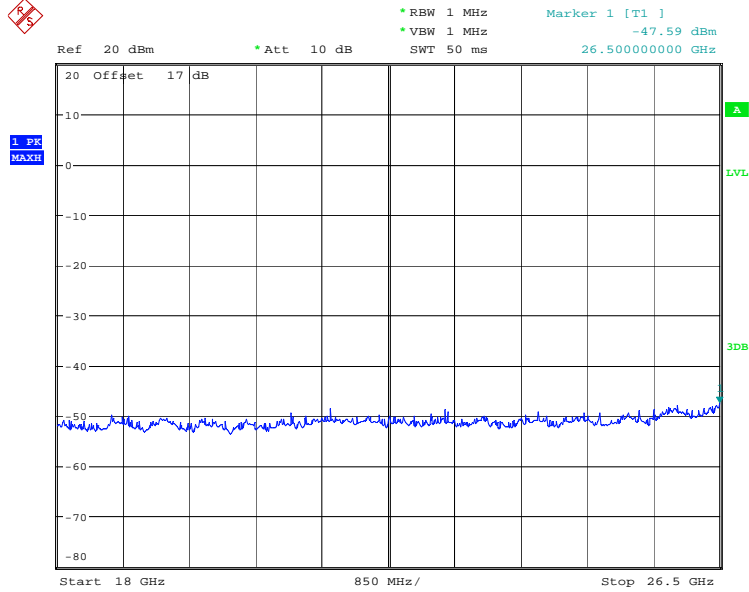
CONDUCTED SPURIOUS EMISSION PCS1900 CH810

Date: 29.JUL.2015 10:33:51



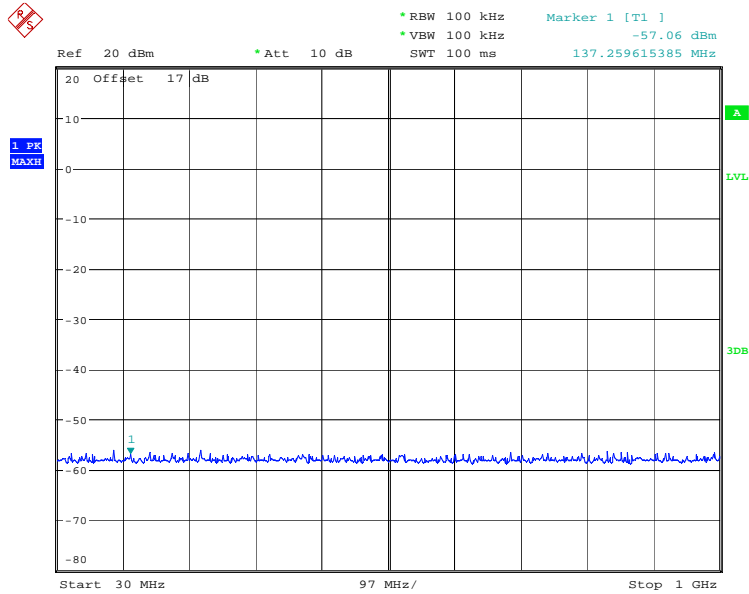
Report Number: W6M21507-15160-P-2224

FCC ID: GX9HPGW




CONDUCTED SPURIOUS EMISSION PCS1900 CH810  
Date: 29.JUL.2015 10:34:04

CH9262

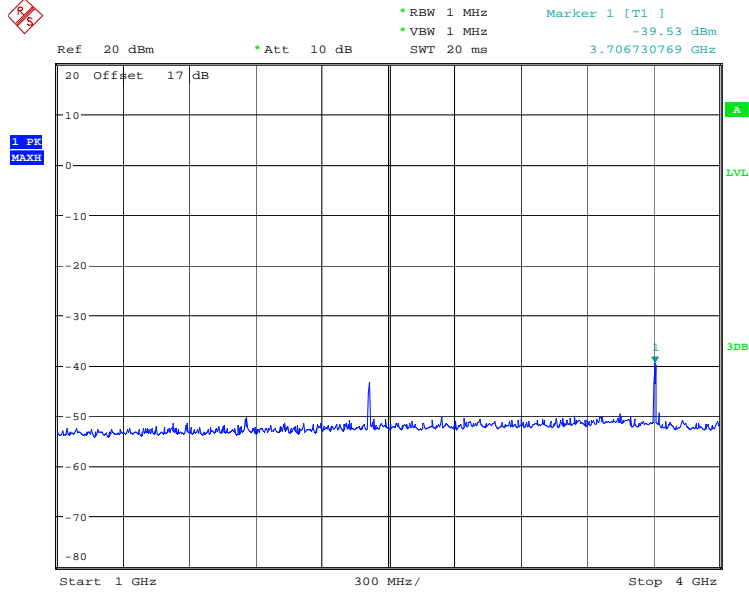


CONDUCTED SPURIOUS EMISSION WCDMA BANDII CH9262  
Date: 29.JUL.2015 10:49:02



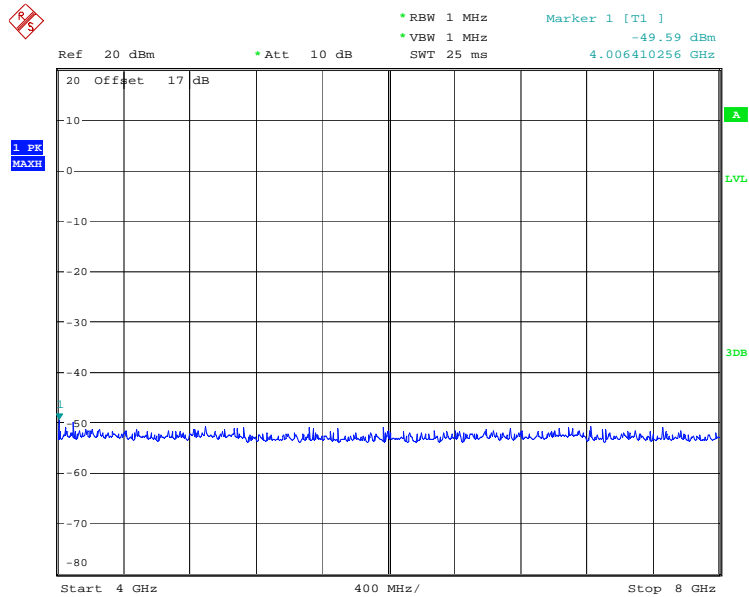
Report Number: W6M21507-15160-P-2224

FCC ID: GX9HPGW




CONDUCTED SPURIOUS EMISSION WCDMA BANDII CH9262

Date: 29.JUL.2015 10:50:19



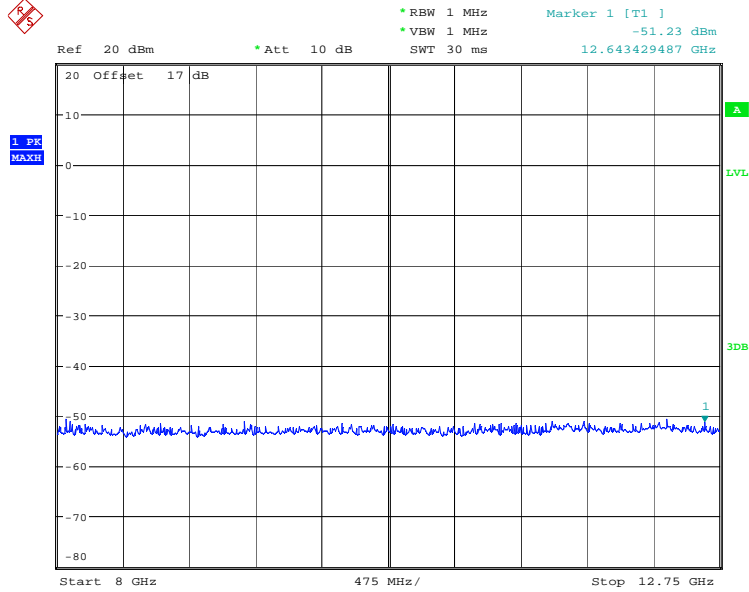
CONDUCTED SPURIOUS EMISSION WCDMA BANDII CH9262

Date: 29.JUL.2015 10:51:04



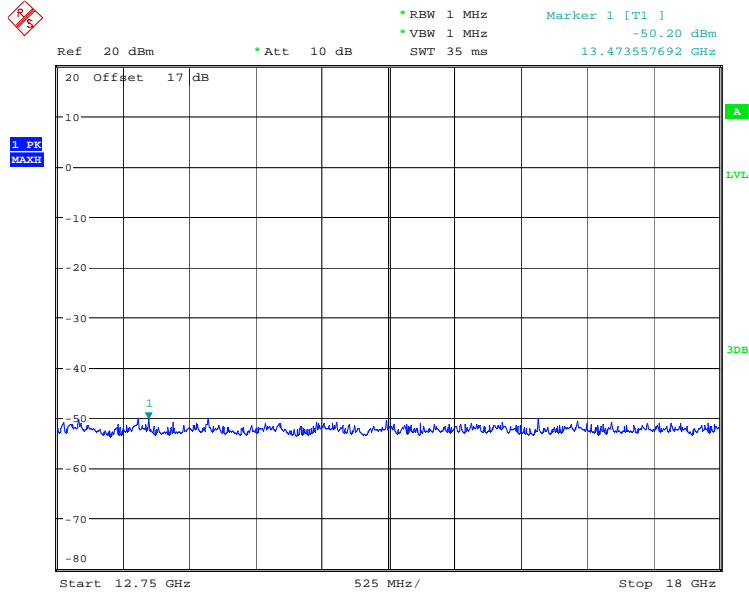
Report Number: W6M21507-15160-P-2224

FCC ID: GX9HPGW




CONDUCTED SPURIOUS EMISSION WCDMA BAND II CH9262

Date: 29.JUL.2015 10:51:19



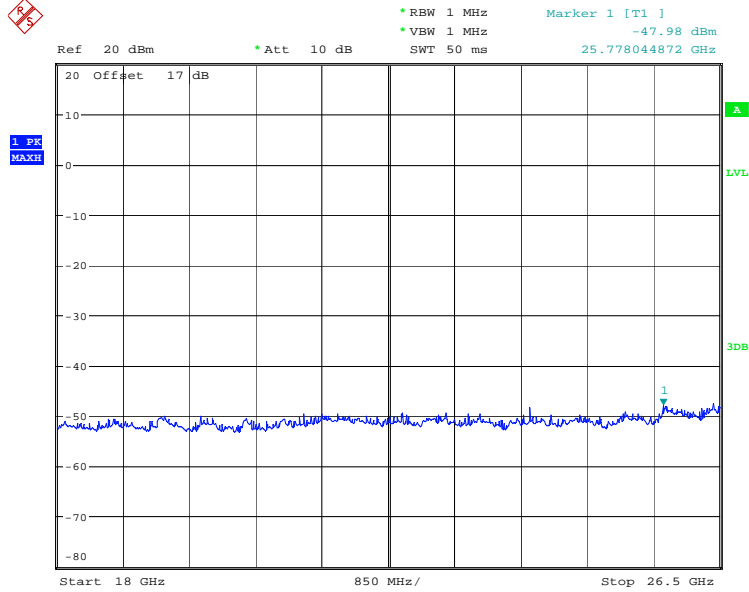
CONDUCTED SPURIOUS EMISSION WCDMA BAND II CH9262

Date: 29.JUL.2015 10:51:34



Report Number: W6M21507-15160-P-2224

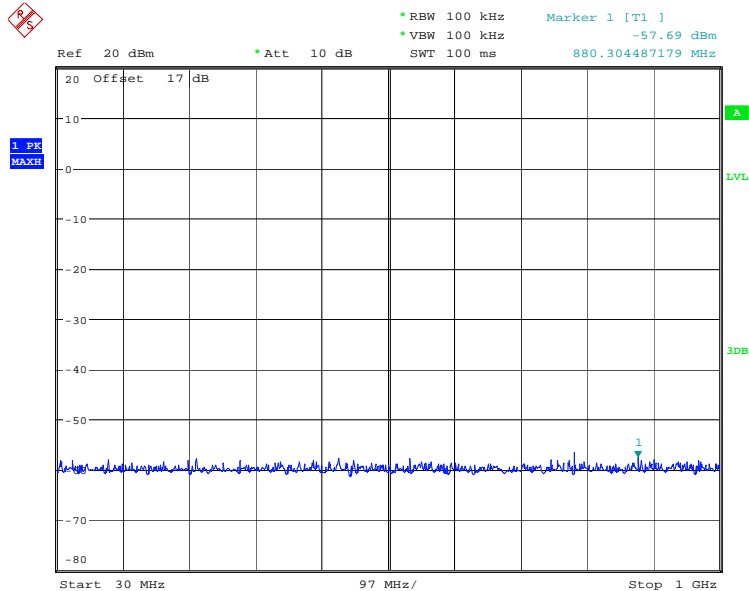
FCC ID: GX9HPGW



CONDUCTED SPURIOUS EMISSION WCDMA BANDII CH9262


Date: 29.JUL.2015 10:51:49

CH9400



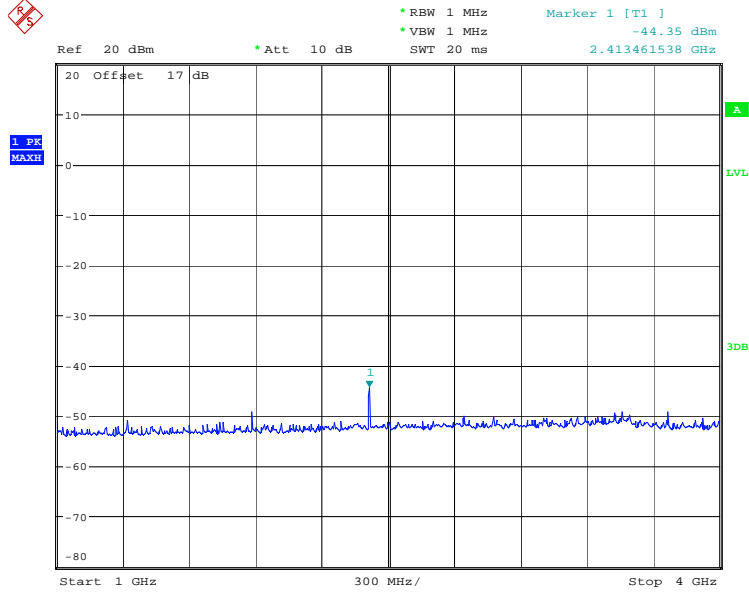
CONDUCTED SPURIOUS EMISSION WCDMA BANDII CH9400

Date: 29.JUL.2015 10:53:30



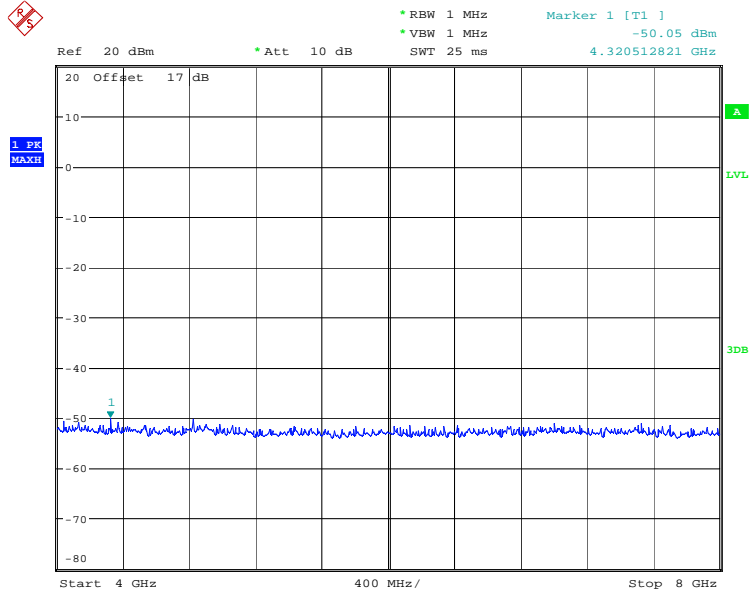
Report Number: W6M21507-15160-P-2224

FCC ID: GX9HPGW




CONDUCTED SPURIOUS EMISSION WCDMA BANDII CH9400

Date: 29.JUL.2015 10:54:51



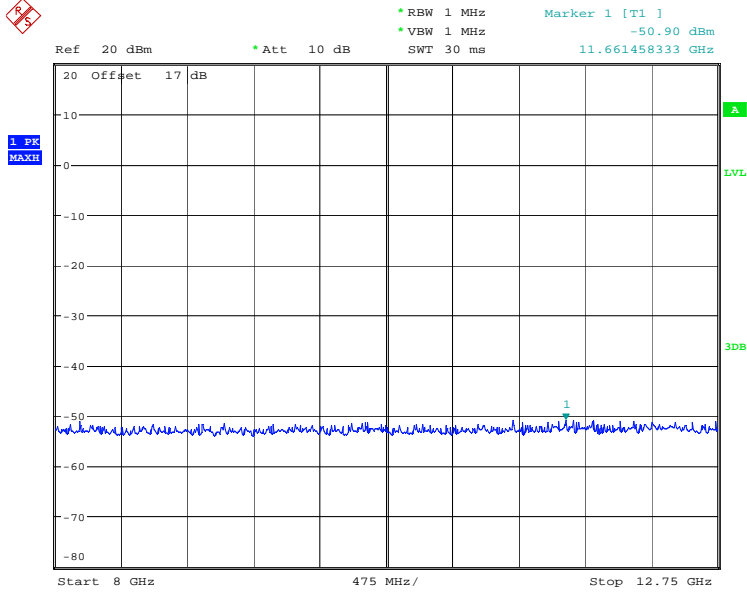
CONDUCTED SPURIOUS EMISSION WCDMA BANDII CH9400

Date: 29.JUL.2015 10:55:13



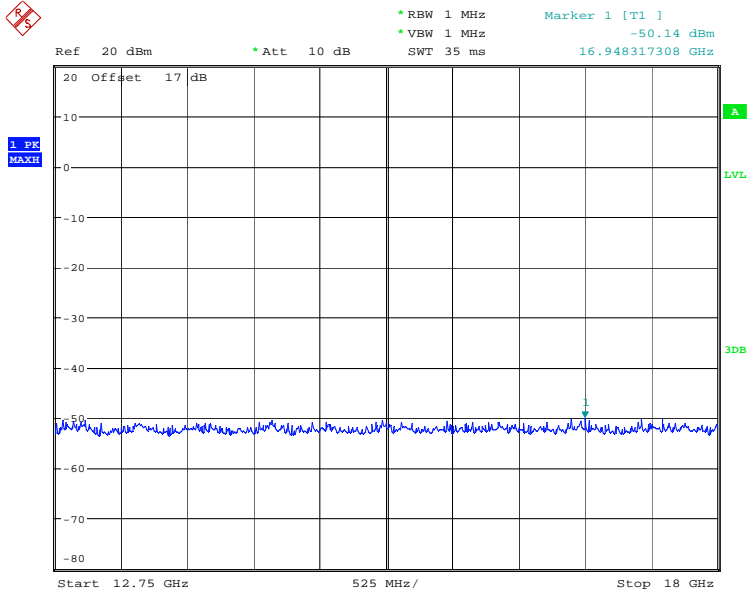
Report Number: W6M21507-15160-P-2224

FCC ID: GX9HPGW



CONDUCTED SPURIOUS EMISSION WCDMA BANDII CH9400


Date: 29.JUL.2015 10:55:30



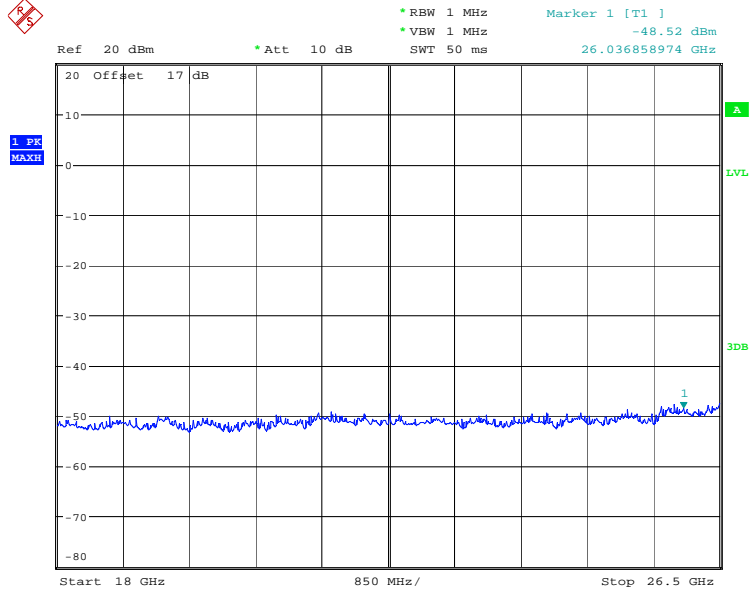
CONDUCTED SPURIOUS EMISSION WCDMA BANDII CH9400

Date: 29.JUL.2015 10:55:52



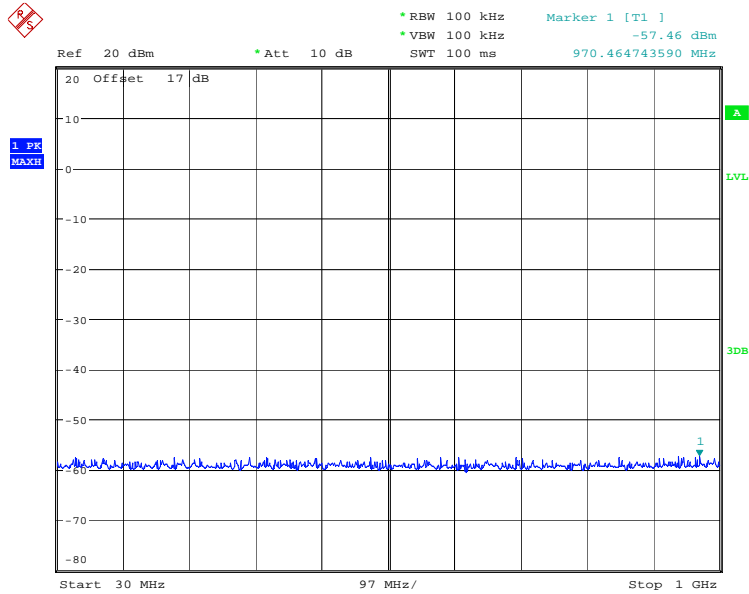


Report Number: W6M21507-15160-P-2224  
FCC ID: GX9HPGW




CONDUCTED SPURIOUS EMISSION WCDMA BANDII CH9400  
Date: 29.JUL.2015 10:56:06

## CH9538

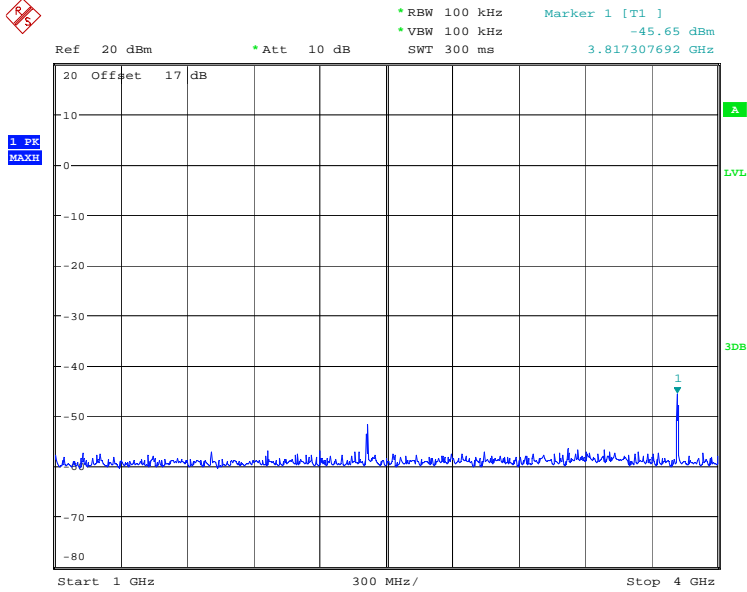


CONDUCTED SPURIOUS EMISSION WCDMA BANDII CH9538  
Date: 29.JUL.2015 10:56:57

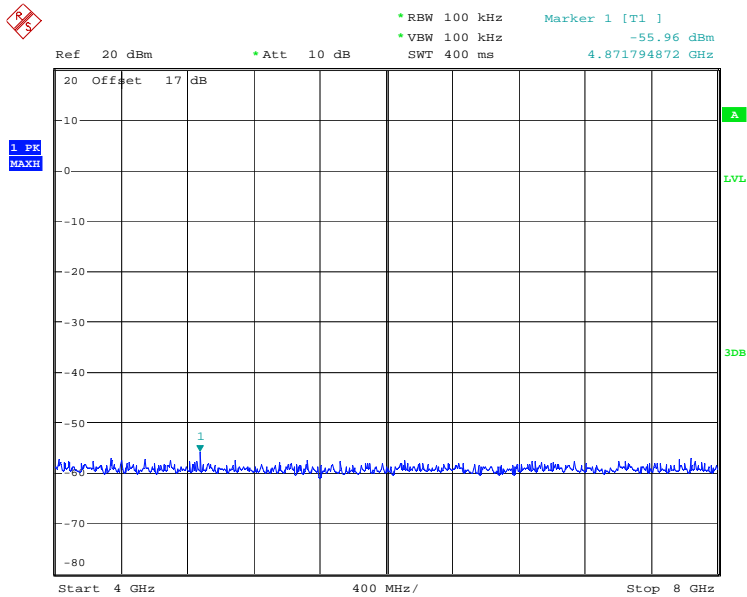


Report Number: W6M21507-15160-P-2224


FCC ID: GX9HPGW



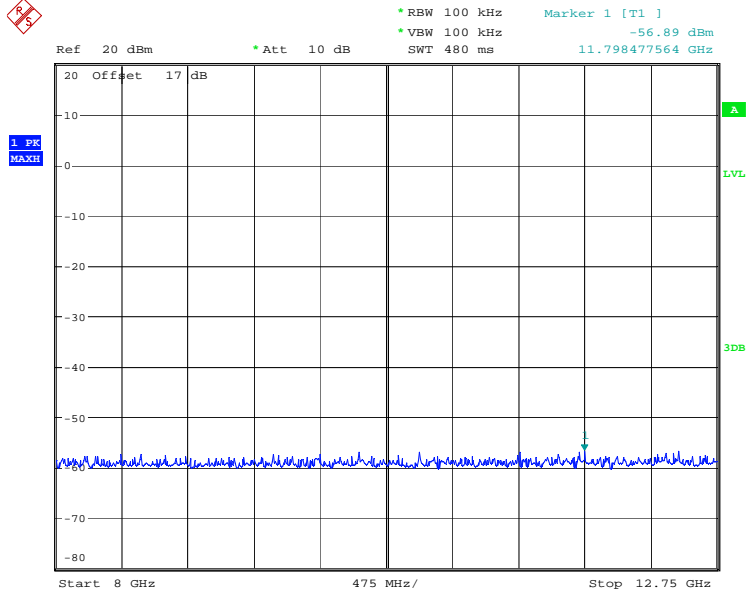
CONDUCTED SPURIOUS EMISSION WCDMA BANDII CH9538  
Date: 29.JUL.2015 10:57:29



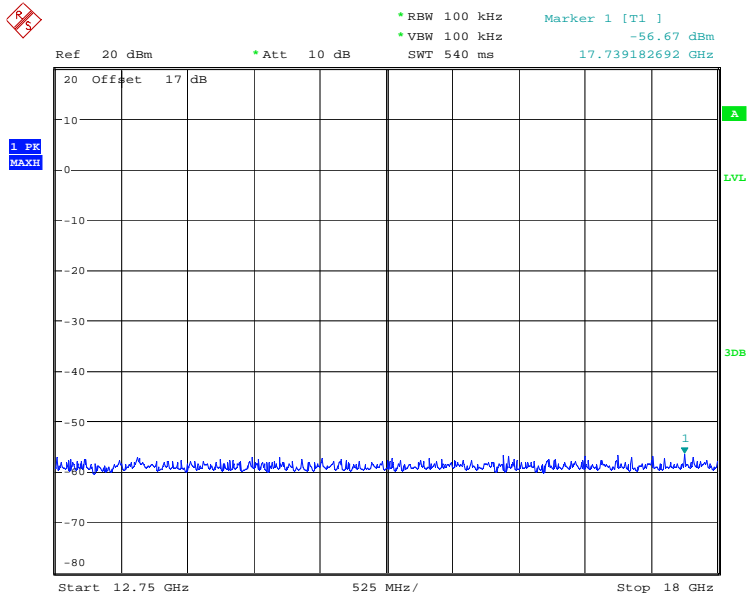
CONDUCTED SPURIOUS EMISSION WCDMA BANDII CH9538  
Date: 29.JUL.2015 10:57:45




Report Number: W6M21507-15160-P-2224  
FCC ID: GX9HPGW



CONDUCTED SPURIOUS EMISSION WCDMA BAND II CH9538  
Date: 29.JUL.2015 10:58:04

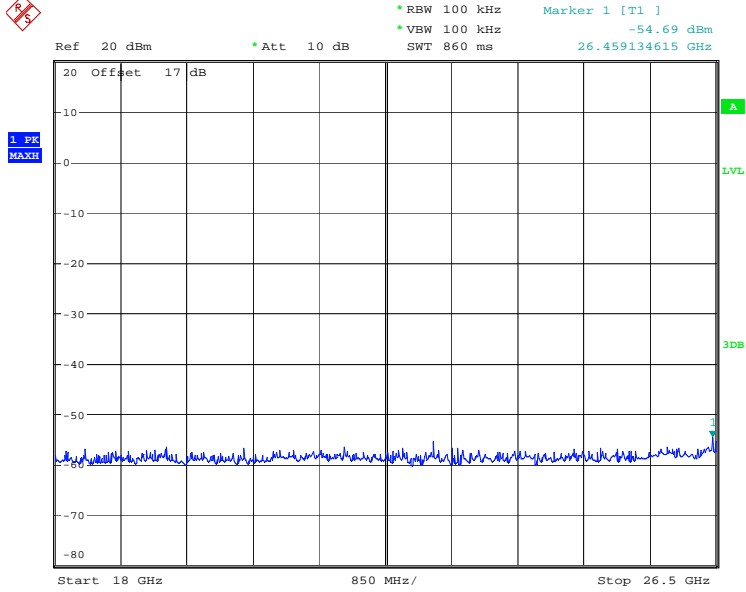


CONDUCTED SPURIOUS EMISSION WCDMA BAND II CH9538  
Date: 29.JUL.2015 10:58:22



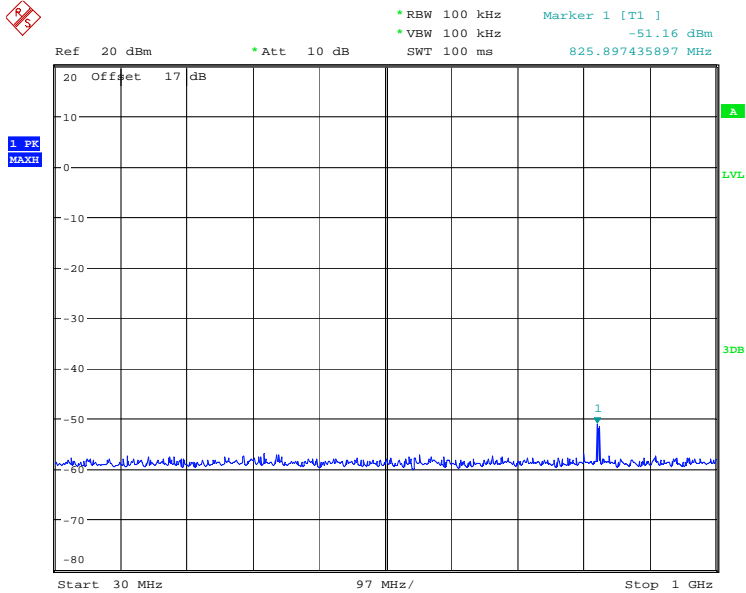
Report Number: W6M21507-15160-P-2224

FCC ID: GX9HPGW




CONDUCTED SPURIOUS EMISSION WCDMA BANDII CH9538  
Date: 29.JUL.2015 10:58:38

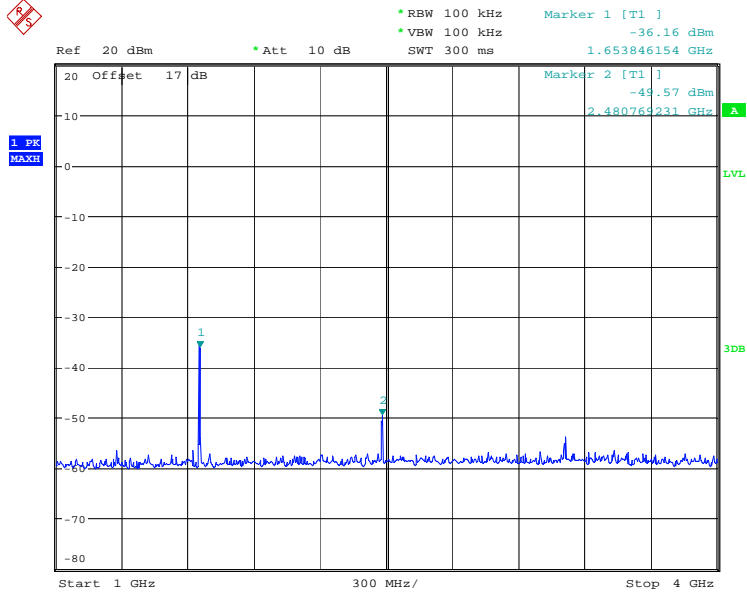
## CH4132



CONDUCTED SPURIOUS EMISSION WCDMA BANDV CH4132  
Date: 29.JUL.2015 11:10:11

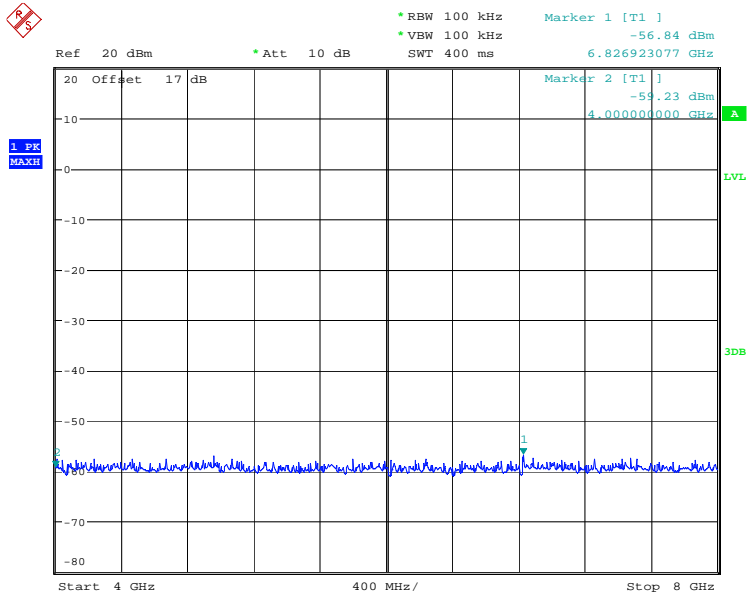


Report Number: W6M21507-15160-P-2224  
FCC ID: GX9HPGW




CONDUCTED SPURIOUS EMISSION WCDMA BANDV CH4132

Date: 29.JUL.2015 11:10:52



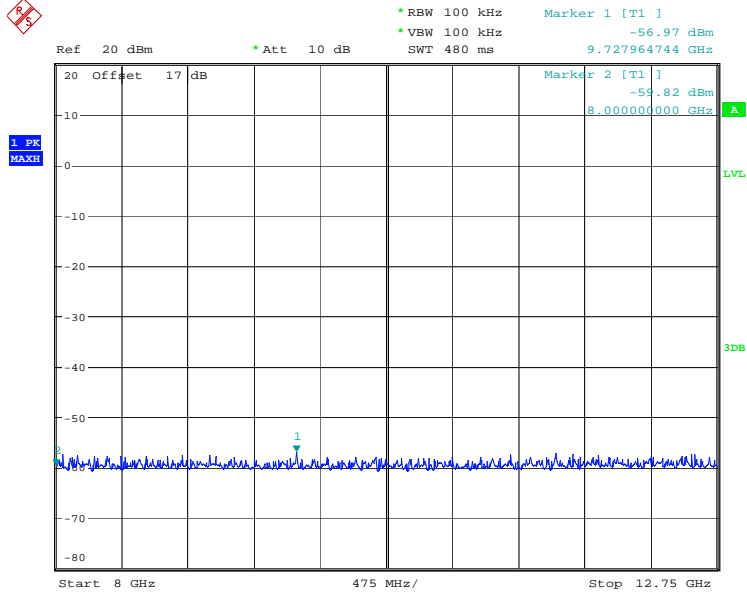
CONDUCTED SPURIOUS EMISSION WCDMA BANDV CH4132

Date: 29.JUL.2015 11:11:06



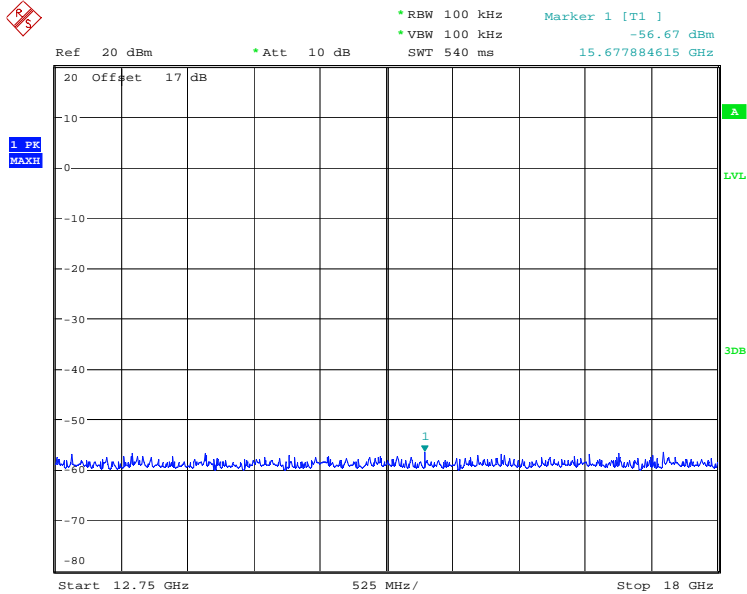
Report Number: W6M21507-15160-P-2224

FCC ID: GX9HPGW




CONDUCTED SPURIOUS EMISSION WCDMA BANDV CH4132

Date: 29.JUL.2015 11:11:19



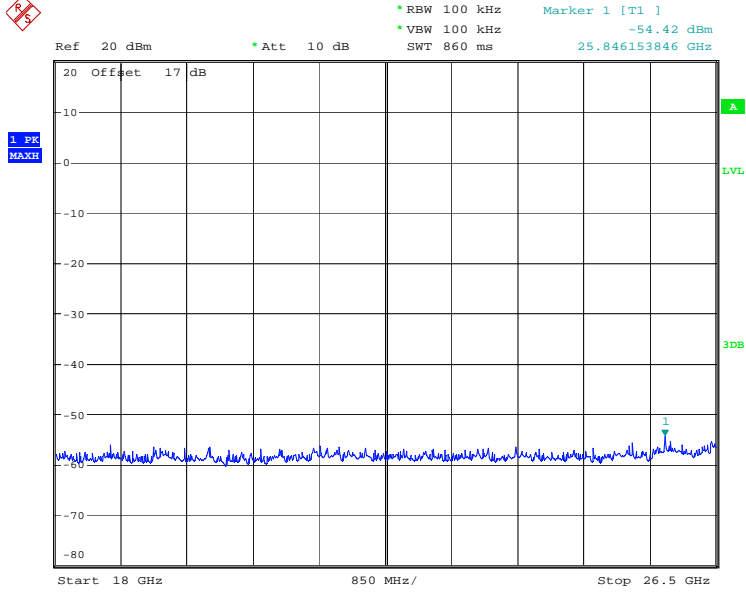
CONDUCTED SPURIOUS EMISSION WCDMA BANDV CH4132

Date: 29.JUL.2015 11:11:40



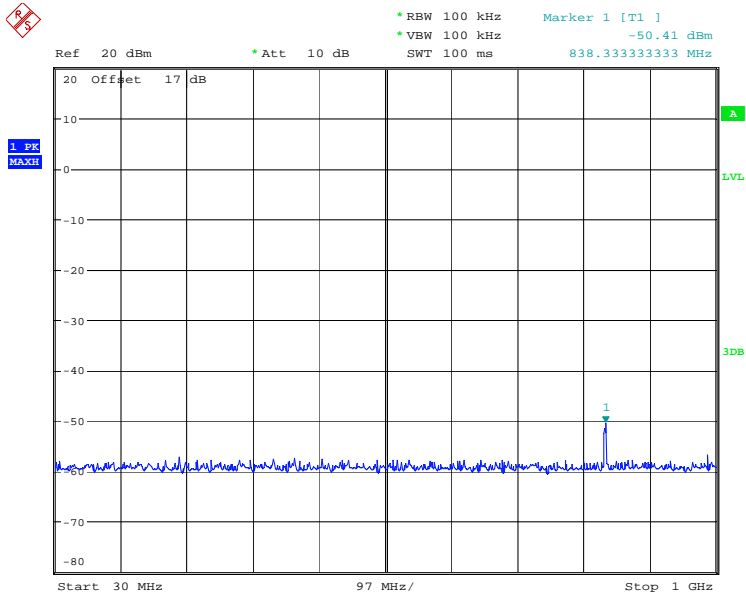
Report Number: W6M21507-15160-P-2224

FCC ID: GX9HPGW




CONDUCTED SPURIOUS EMISSION WCDMA BANDV CH4132  
Date: 29.JUL.2015 11:11:57

## CH4183

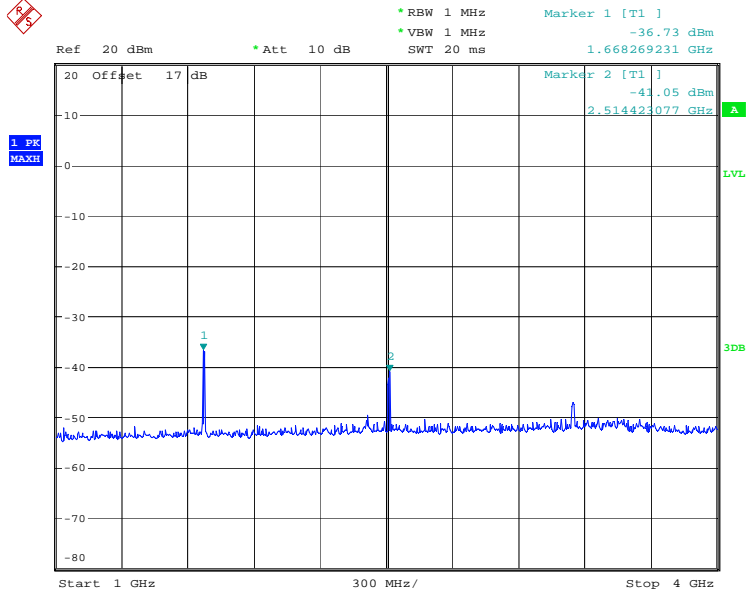


CONDUCTED SPURIOUS EMISSION WCDMA BANDV CH4183  
Date: 29.JUL.2015 11:12:54



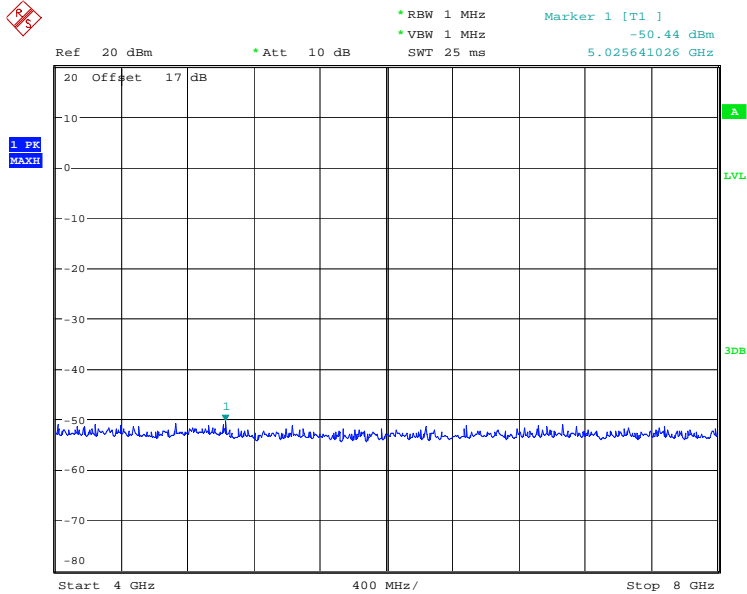
Report Number: W6M21507-15160-P-2224

FCC ID: GX9HPGW



CONDUCTED SPURIOUS EMISSION WCDMA BANDV CH4183


Date: 29.JUL.2015 11:15:14



CONDUCTED SPURIOUS EMISSION WCDMA BANDV CH4183

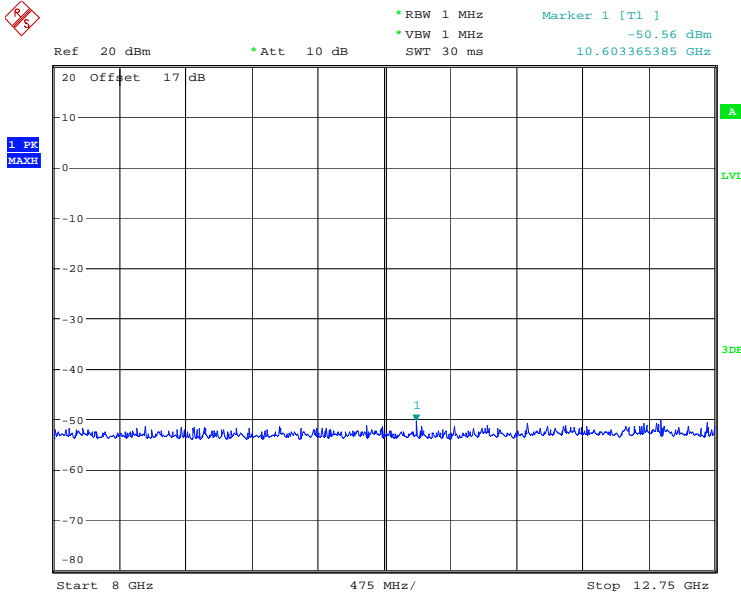
Date: 29.JUL.2015 11:15:30



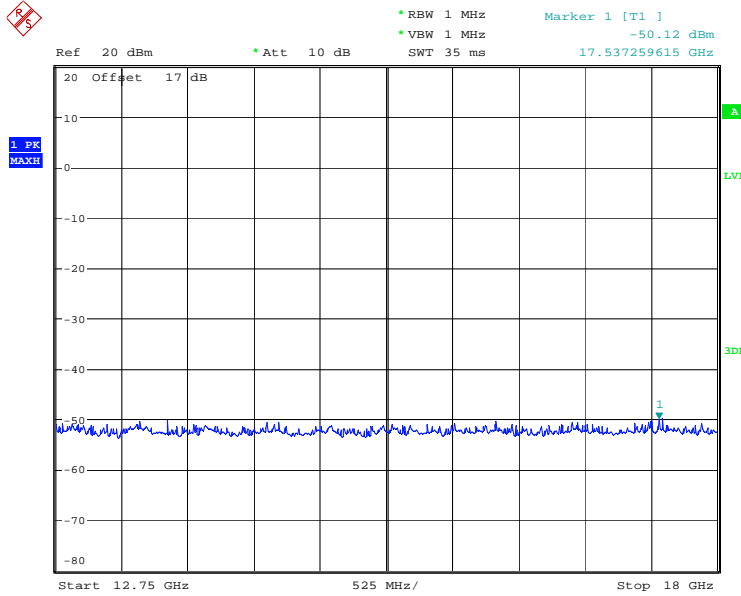


Report Number: W6M21507-15160-P-2224


FCC ID: GX9HPGW



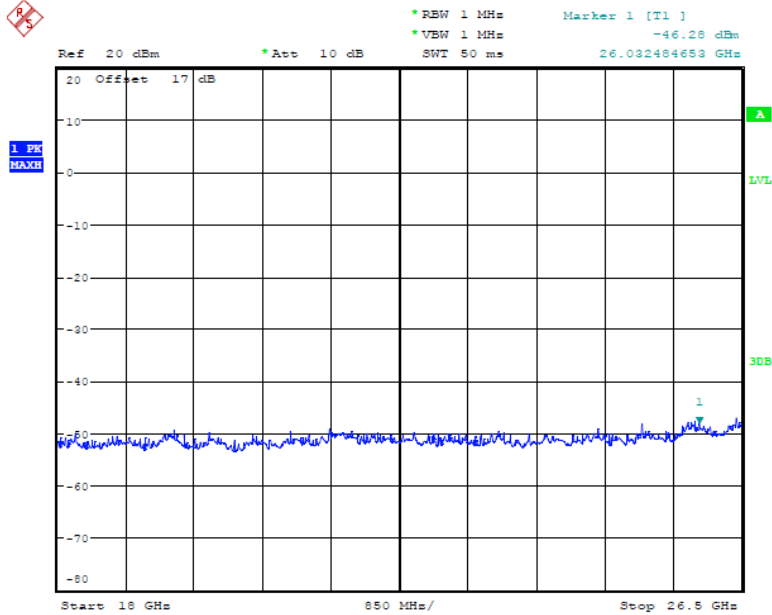
CONDUCTED SPURIOUS EMISSION WCDMA BANDV CH4183  
Date: 29.JUL.2015 11:15:43



CONDUCTED SPURIOUS EMISSION WCDMA BANDV CH4183  
Date: 29.JUL.2015 11:15:58

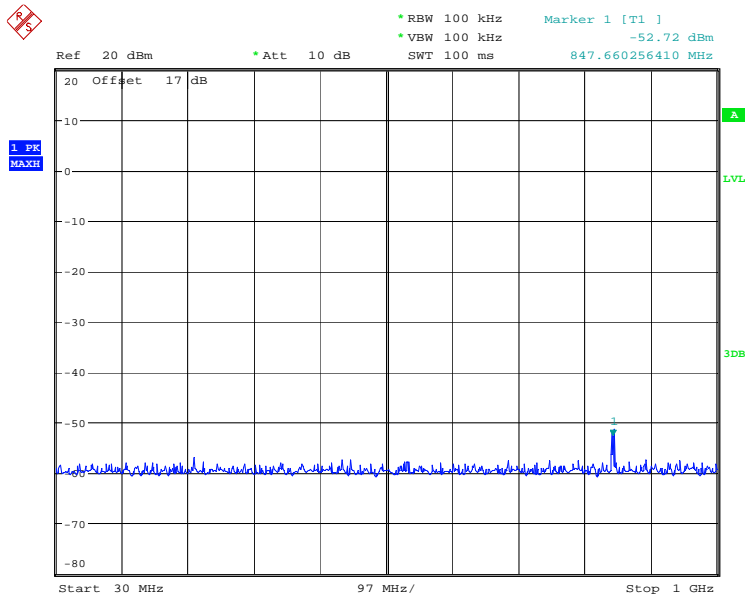


Report Number: W6M21507-15160-P-2224  
FCC ID: GX9HPGW




CONDUCTED SPURIOUS EMISSION WCDMA BANDV CH4183  
Date: 29.JUL.2015 11:16:41

## CH4233

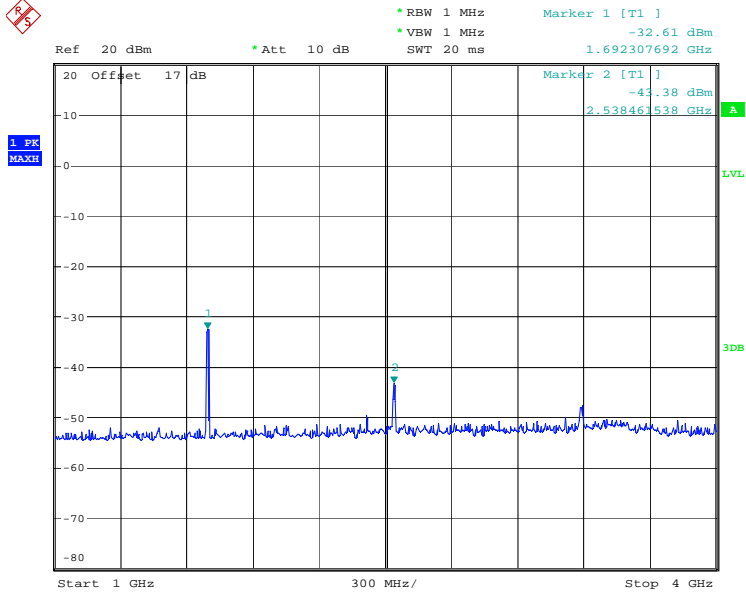


CONDUCTED SPURIOUS EMISSION WCDMA BANDV CH4233  
Date: 29.JUL.2015 11:16:57



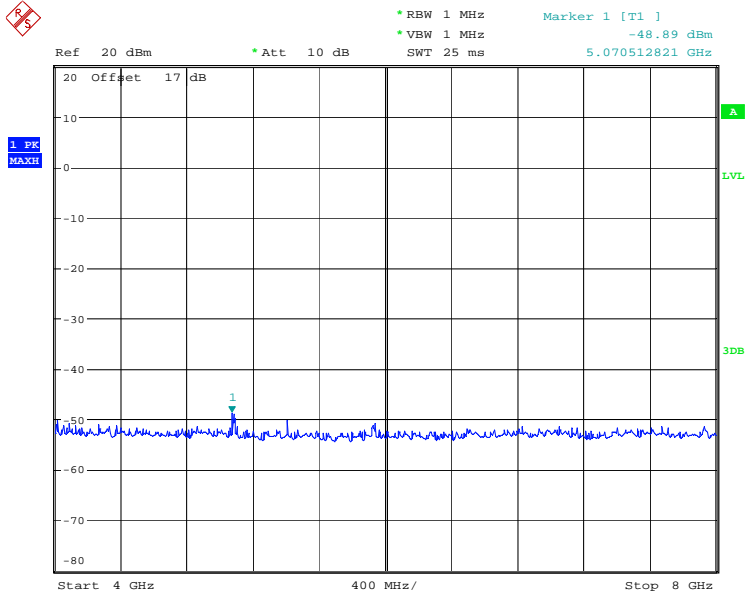
Report Number: W6M21507-15160-P-2224

FCC ID: GX9HPGW




CONDUCTED SPURIOUS EMISSION WCDMA BANDV CH4233

Date: 29.JUL.2015 11:18:27



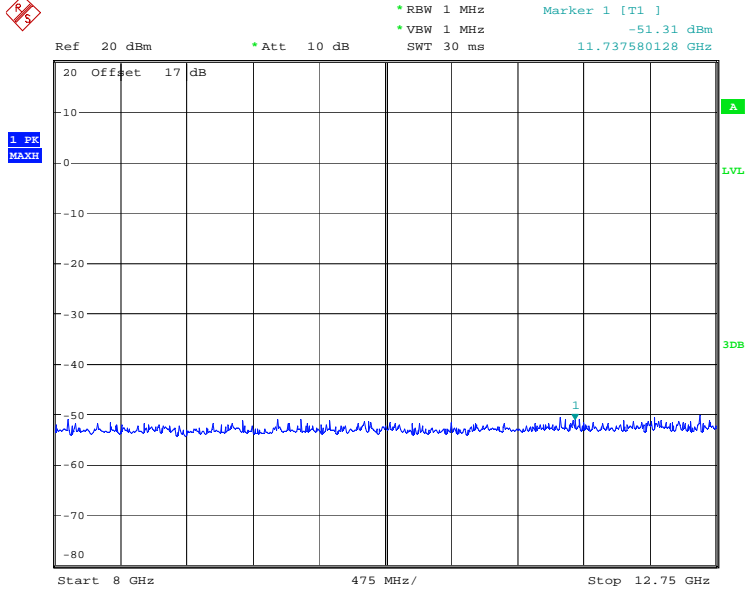
CONDUCTED SPURIOUS EMISSION WCDMA BANDV CH4233

Date: 29.JUL.2015 11:18:42



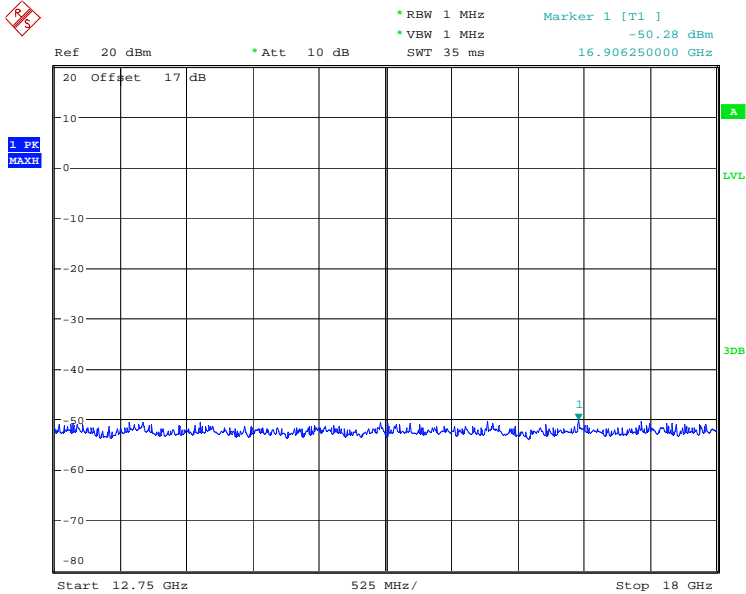
Report Number: W6M21507-15160-P-2224

FCC ID: GX9HPGW




CONDUCTED SPURIOUS EMISSION WCDMA BANDV CH4233

Date: 29.JUL.2015 11:18:55



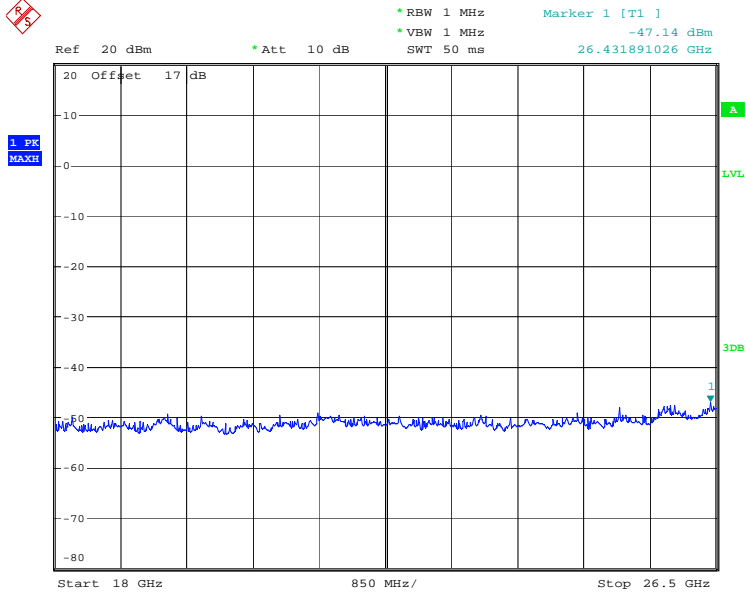
CONDUCTED SPURIOUS EMISSION WCDMA BANDV CH4233

Date: 29.JUL.2015 11:19:07



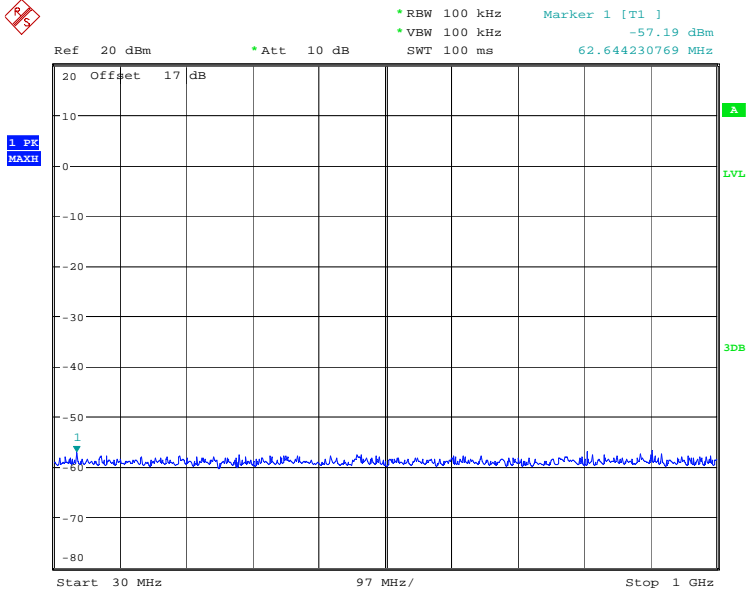
Report Number: W6M21507-15160-P-2224

FCC ID: GX9HPGW




CONDUCTED SPURIOUS EMISSION WCDMA BANDV CH4233  
Date: 29.JUL.2015 11:19:21

## 850 Band Idle

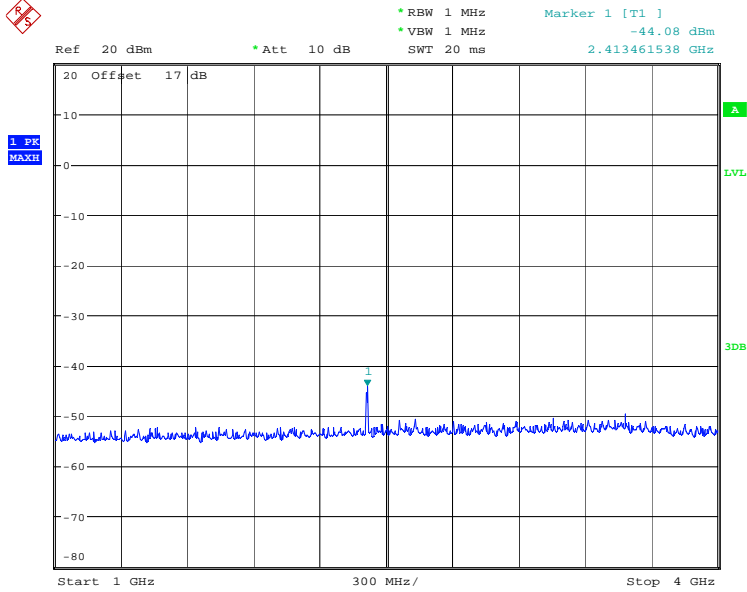


CONDUCTED SPURIOUS EMISSION GSM850 IDLE  
Date: 29.JUL.2015 10:17:00

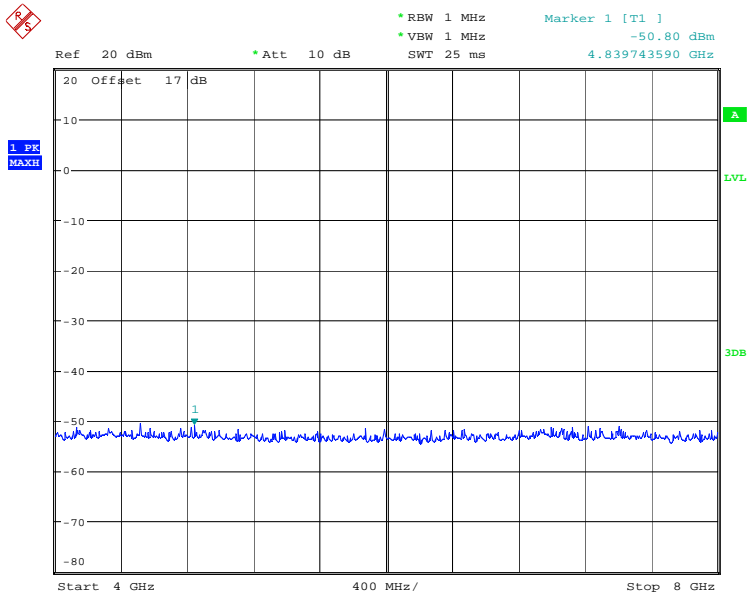


Report Number: W6M21507-15160-P-2224


FCC ID: GX9HPGW



CONDUCTED SPURIOUS EMISSION GSM850 IDLE  
Date: 29.JUL.2015 10:17:37

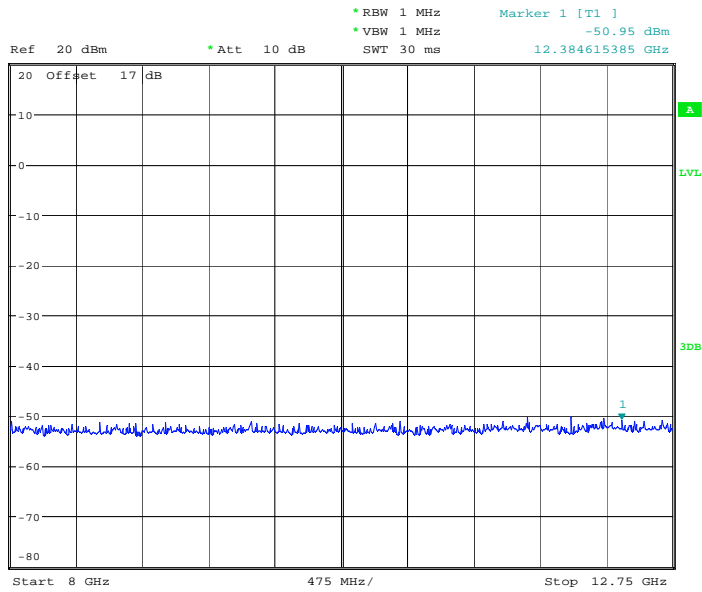


CONDUCTED SPURIOUS EMISSION GSM850 IDLE  
Date: 29.JUL.2015 10:17:49



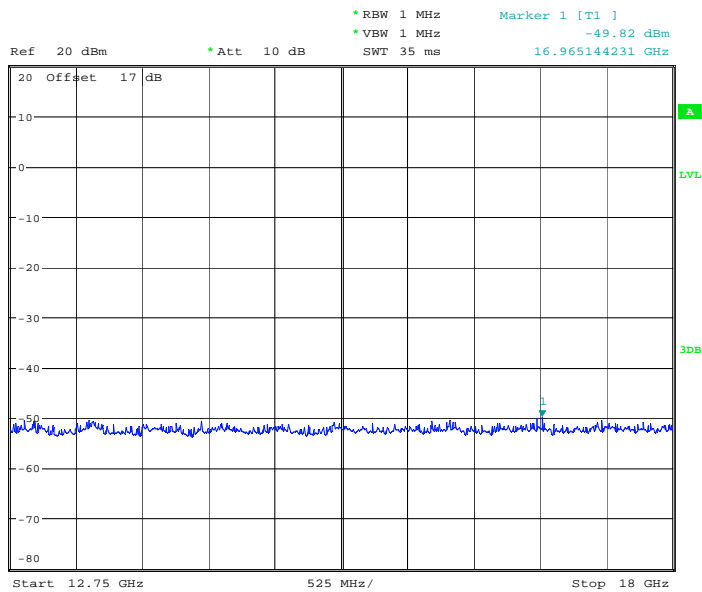
Report Number: W6M21507-15160-P-2224

FCC ID: GX9HPGW




CONDUCTED SPURIOUS EMISSION GSM850 IDLE

Date: 29.JUL.2015 10:18:05



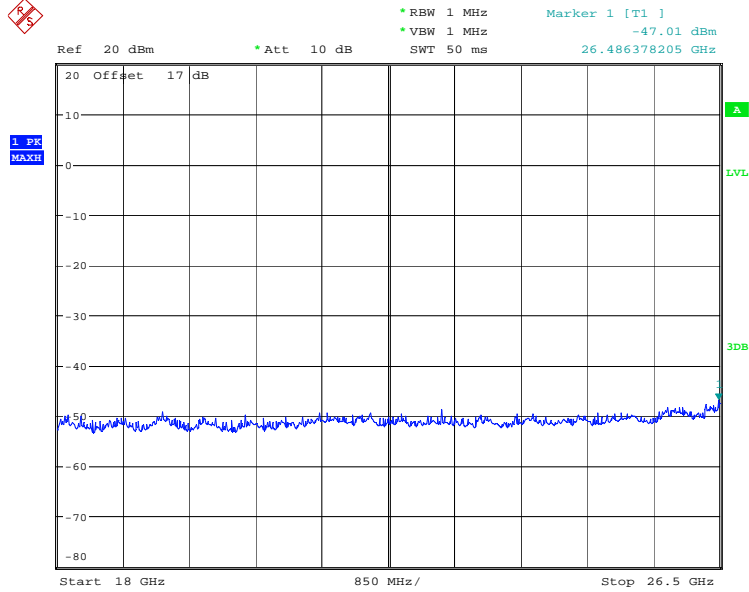
CONDUCTED SPURIOUS EMISSION GSM850 IDLE

Date: 29.JUL.2015 10:18:20



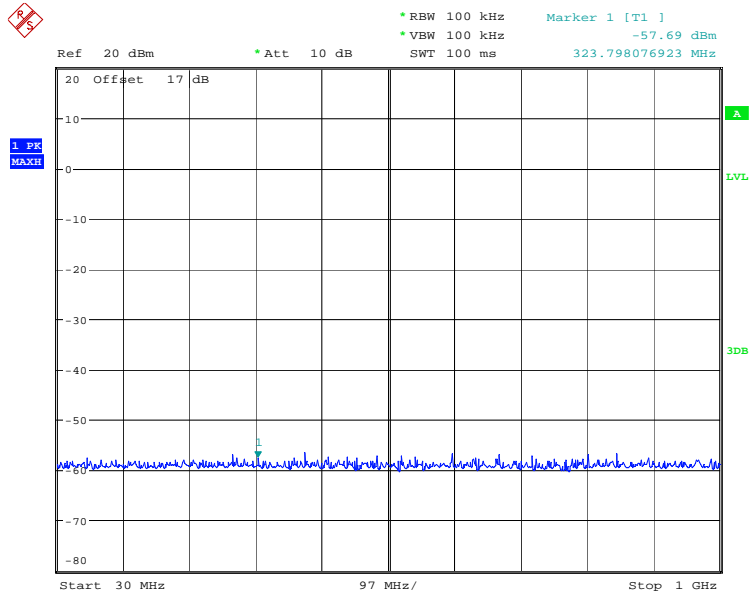
Report Number: W6M21507-15160-P-2224

FCC ID: GX9HPGW




CONDUCTED SPURIOUS EMISSION GSM850 IDLE  
Date: 29.JUL.2015 10:18:34

## 1900 Band Idle



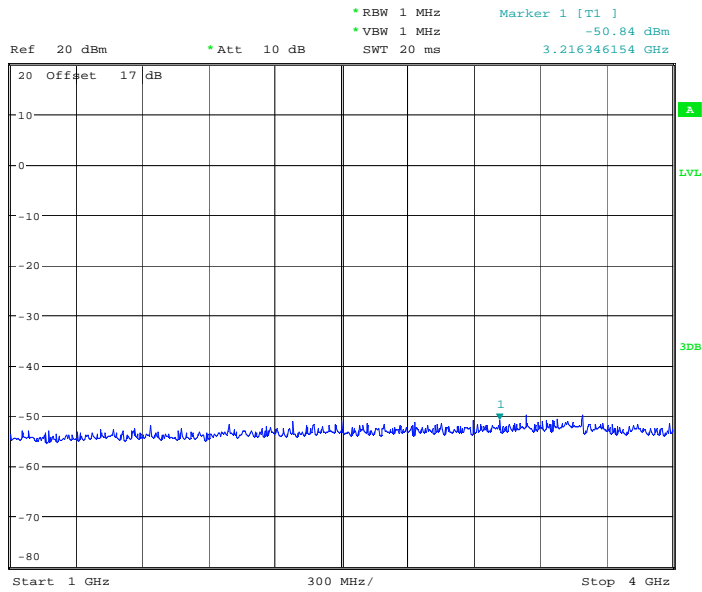
CONDUCTED SPURIOUS EMISSION PCS1900 IDLE  
Date: 29.JUL.2015 10:34:59





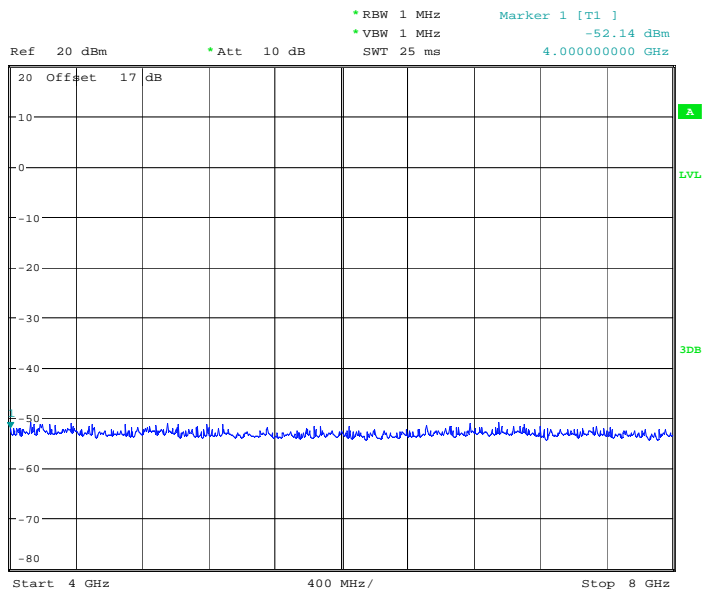
Report Number: W6M21507-15160-P-2224

FCC ID: GX9HPGW




CONDUCTED SPURIOUS EMISSION PCS1900 IDLE

Date: 29.JUL.2015 10:35:18



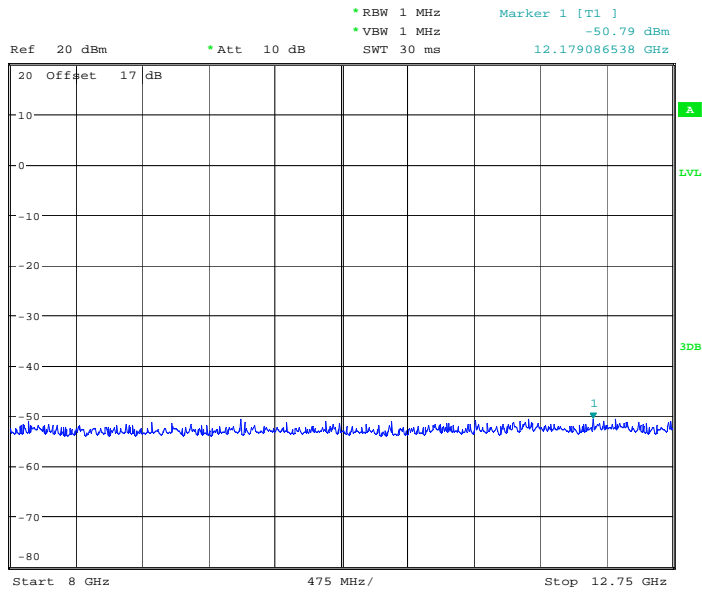
CONDUCTED SPURIOUS EMISSION PCS1900 IDLE

Date: 29.JUL.2015 10:35:33



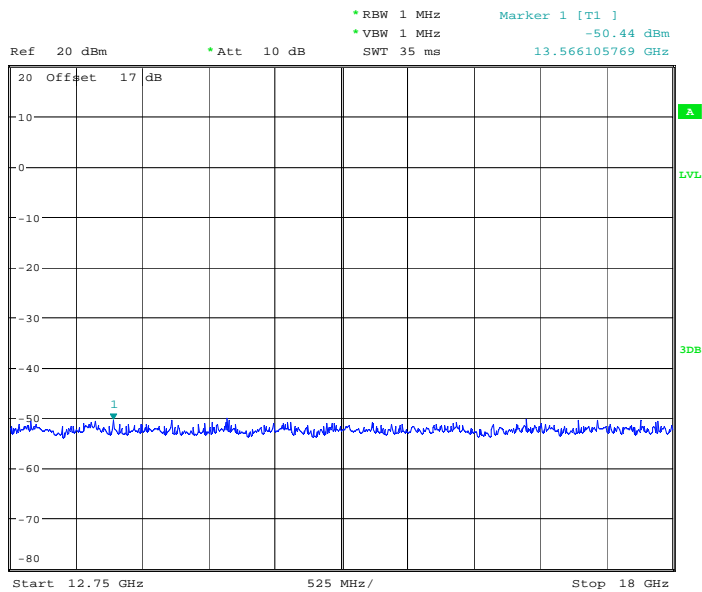
Report Number: W6M21507-15160-P-2224

FCC ID: GX9HPGW




CONDUCTED SPURIOUS EMISSION PCS1900 IDLE

Date: 29.JUL.2015 10:35:50



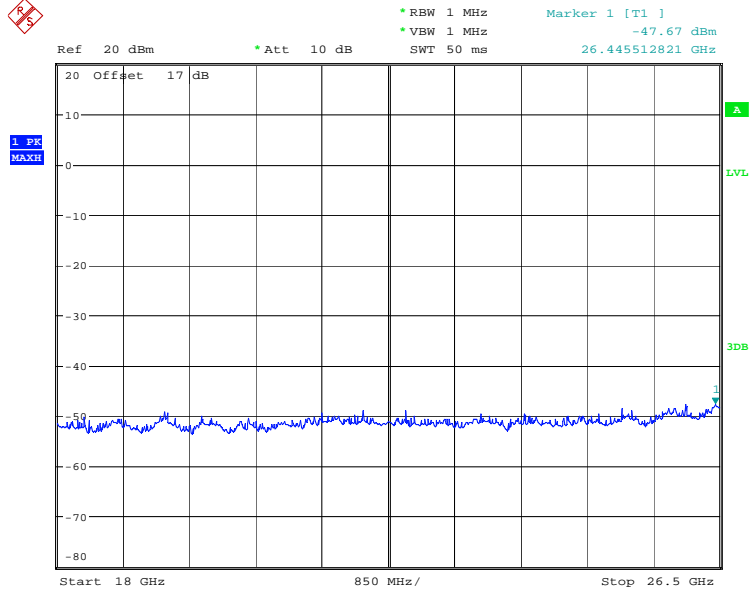
CONDUCTED SPURIOUS EMISSION PCS1900 IDLE

Date: 29.JUL.2015 10:36:02



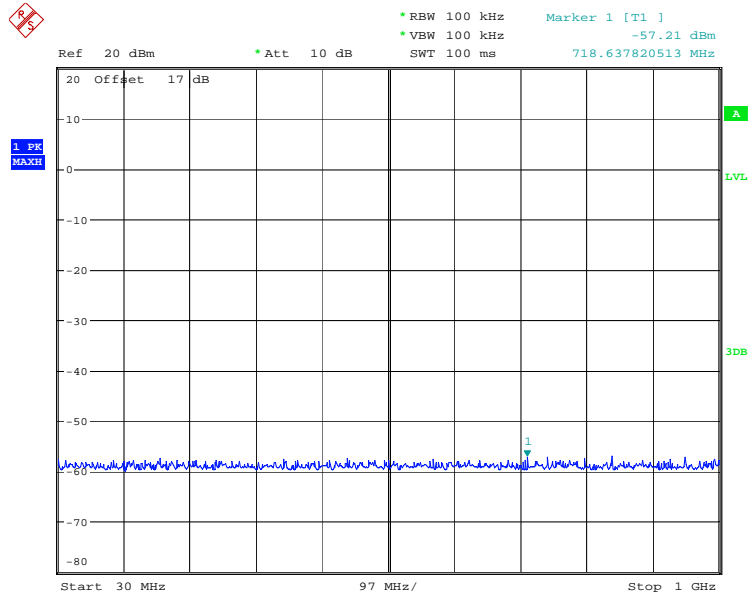
Report Number: W6M21507-15160-P-2224

FCC ID: GX9HPGW




CONDUCTED SPURIOUS EMISSION PCS1900 IDLE  
Date: 29.JUL.2015 10:36:15

## Band II Idle

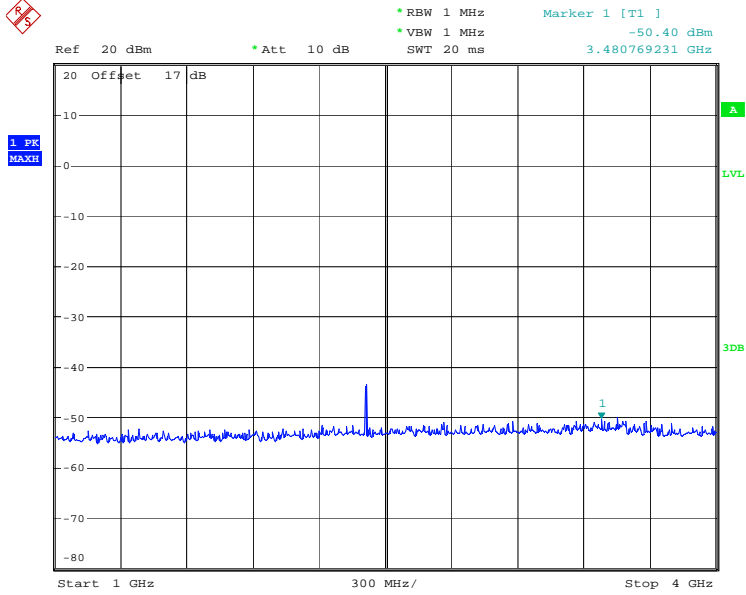


CONDUCTED SPURIOUS EMISSION WCDMA BANDII IDLE  
Date: 29.JUL.2015 11:01:09



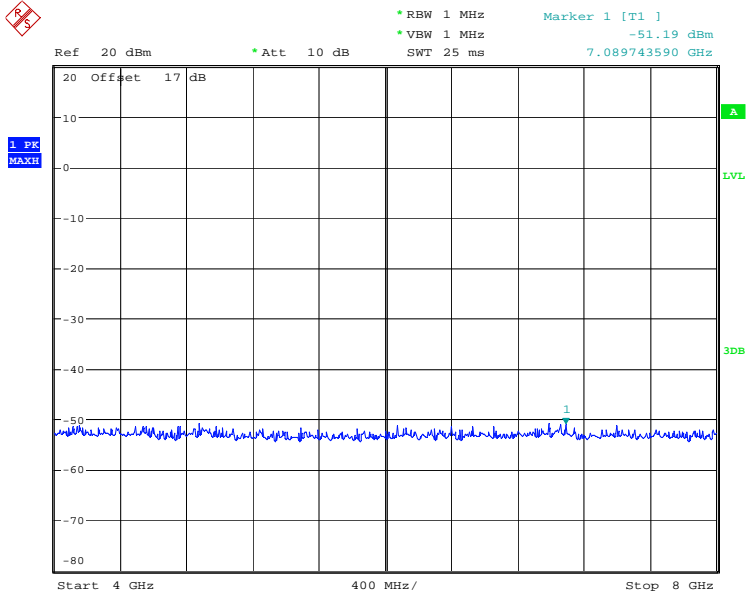
Report Number: W6M21507-15160-P-2224

FCC ID: GX9HPGW




CONDUCTED SPURIOUS EMISSION WCDMA BAND II IDLE

Date: 29.JUL.2015 11:01:35



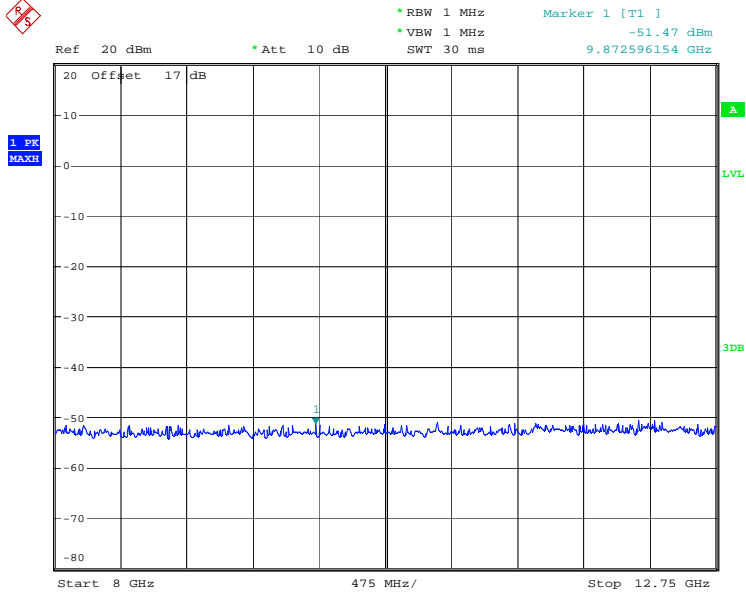
CONDUCTED SPURIOUS EMISSION WCDMA BAND II IDLE

Date: 29.JUL.2015 11:01:47



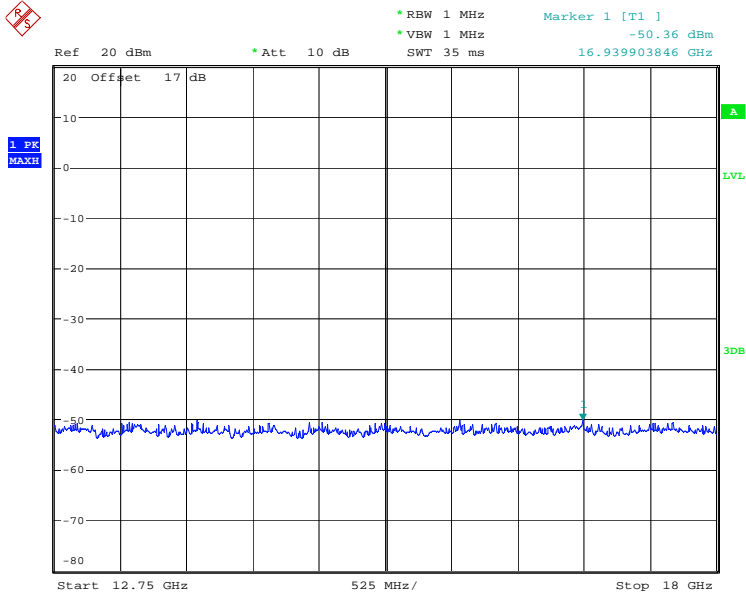
Report Number: W6M21507-15160-P-2224

FCC ID: GX9HPGW




CONDUCTED SPURIOUS EMISSION WCDMA BANDII IDLE

Date: 29.JUL.2015 11:02:08



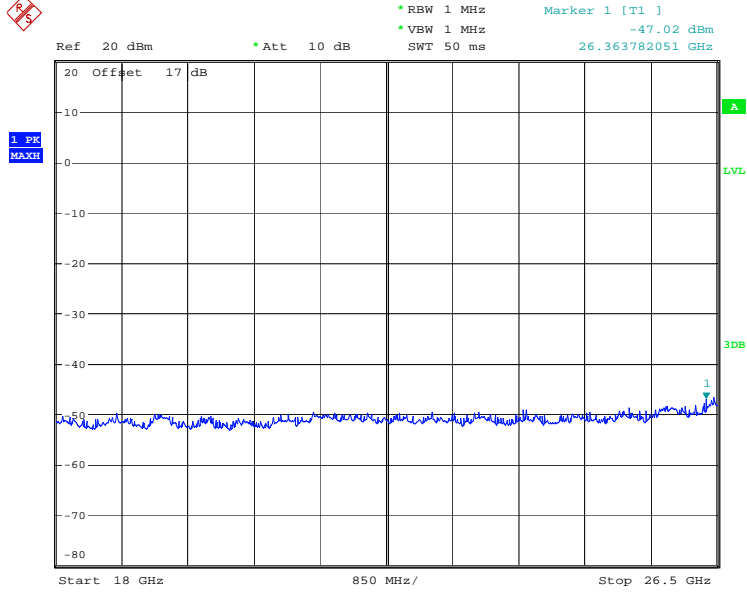
CONDUCTED SPURIOUS EMISSION WCDMA BANDII IDLE

Date: 29.JUL.2015 11:02:24



Report Number: W6M21507-15160-P-2224

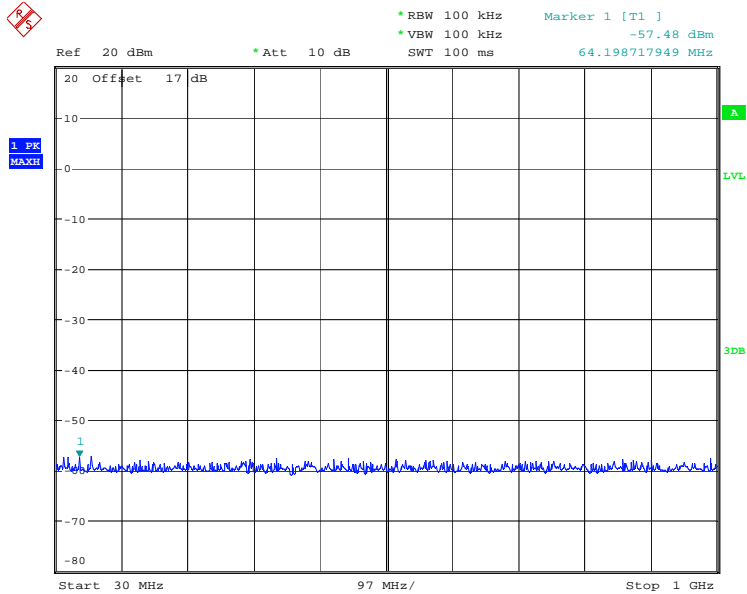
FCC ID: GX9HPGW



CONDUCTED SPURIOUS EMISSION WCDMA BAND II IDLE


Date: 29.JUL.2015 11:02:37

## Band V Idle



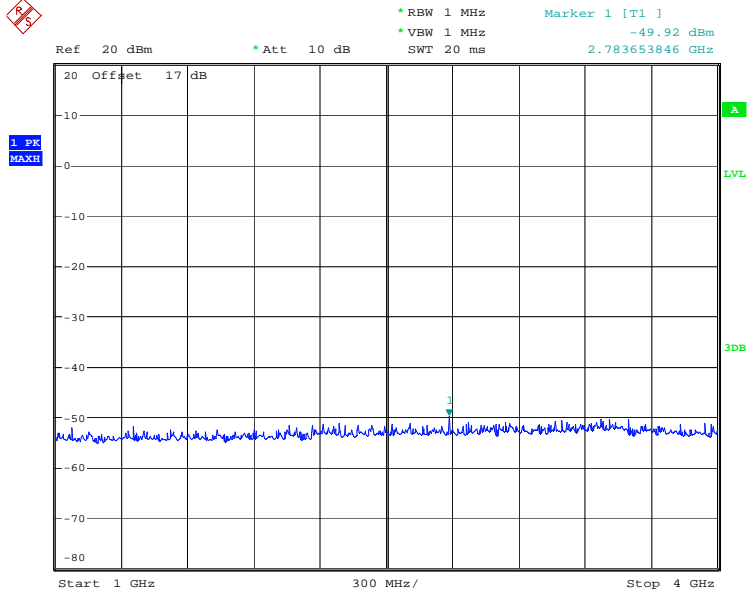
CONDUCTED SPURIOUS EMISSION WCDMA BAND V IDLE

Date: 29.JUL.2015 11:20:38

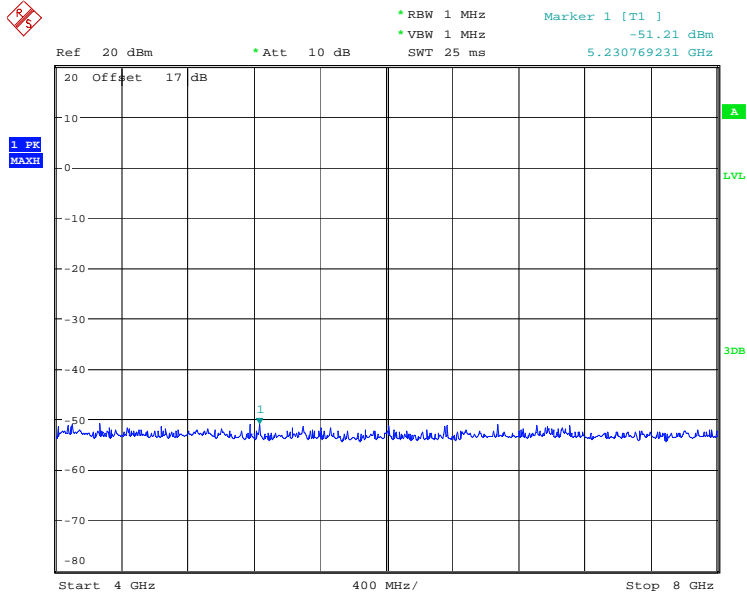


Report Number: W6M21507-15160-P-2224


FCC ID: GX9HPGW



CONDUCTED SPURIOUS EMISSION WCDMA BANDV IDLE  
Date: 29.JUL.2015 11:20:54

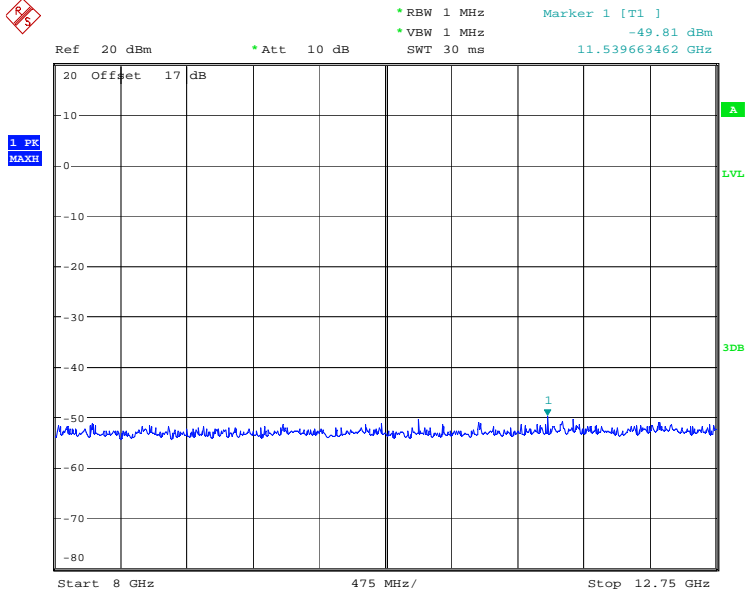


CONDUCTED SPURIOUS EMISSION WCDMA BANDV IDLE  
Date: 29.JUL.2015 11:21:05



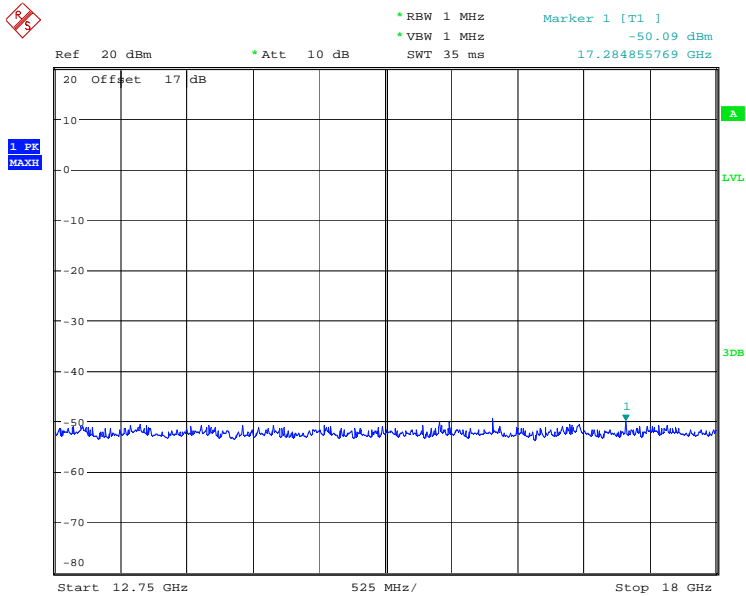
Report Number: W6M21507-15160-P-2224

FCC ID: GX9HPGW



CONDUCTED SPURIOUS EMISSION WCDMA BANDV IDLE


Date: 29.JUL.2015 11:21:17



CONDUCTED SPURIOUS EMISSION WCDMA BANDV IDLE

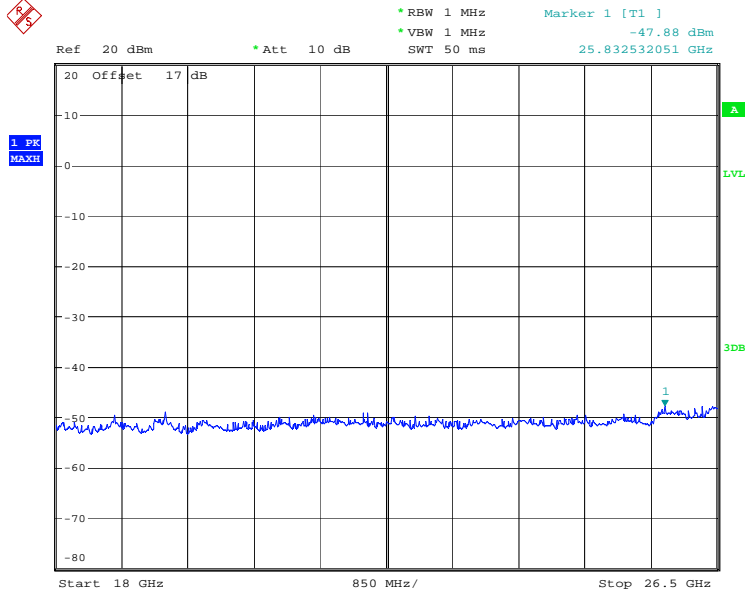
Date: 29.JUL.2015 11:21:30





Report Number: W6M21507-15160-P-2224

FCC ID: GX9HPGW



CONDUCTED SPURIOUS EMISSION WCDMA BANDV IDLE  
Date: 29.JUL.2015 11:21:42

Test equipment: ETSTW-RE 055, ETSTW-GSM 002


### 6.3 Explanation of test result

All factors like cable loss and external attenuation etc. are already included in the provided measurement results. This is done by using validated test software and calibrated test system according the accreditation requirements.

### 6.4 Calculation of Limit for Spurious at Antenna Terminals

Compliance with § 22.917(a) requires that any emission be attenuated below the transmitter power at least  $43 + 10 \log P$  (  $P$  = transmitter power in Watts ).

Limit for Spurious Emissions at Antenna Terminals:  $L=P-A=-13\text{dBm}$



Report Number: W6M21507-15160-P-2224

FCC ID: GX9HPGW

## 7. Field Strength of Spurious Radiation

### 7.1 Test procedure

The test procedure for filed strength measurement is same as radiated power except for a notch filter or band pass filter is used to avoid the influence of fundamental to the pre-amplifier. The measurements below 1GHz were performed with a measurement bandwidth of 100kHz, above 1GHz with a bandwidth of 1 MHz.

### 7.2 Test Results

The measurements of the spurious emission are at the upper, center and lower channel.

Model: HPGW-Gxx      Date: --  
 (x=0-9 or blank)  
 Mode: --      Temperature: -- °C      Engineer: --  
 Polarization: Horizontal      Humidity: -- %

Frequency (MHz)	Reading (dBm) Peak	Factor (dB) Corr.	Result (dBm)	Limit (dBm)	Margin (dB)	Table Degree (Deg.)	Ant. High (cm)
--	--	--	--	--	--	--	--
--	--	--	--	--	--	--	--
--	--	--	--	--	--	--	--

Polarization: Vertical

Frequency (MHz)	Reading (dBm) Peak	Factor (dB) Corr.	Result (dBm)	Limit (dBm)	Margin (dB)	Table Degree (Deg.)	Ant. High (cm)
--	--	--	--	--	--	--	--
--	--	--	--	--	--	--	--
--	--	--	--	--	--	--	--

- Note**
1. Correction Factor = Antenna factor + Cable loss - Preamplifier
  2. The formula of measured value as: Test Result = Reading + Correction Factor
  3. Detector function in the form : PK = Peak, QP = Quasi Peak, AV = Average
  4. All not in the table noted test results are more than 20 dB below the relevant limits.
  5. Measurement uncertainty above 1GHz: 30-1000 MHz = ± 4.32 dB, 1-18 GHz = ± 4.95 dB, 18-40 GHz = ± 2.94 dB ; Reported uncertainties represent expanded uncertainties expressed at approximately the 95% confidence level using a coverage factor of k = 2.
  6. See attached diagrams in appendix.

### 7.3 Explanation of test result

Result Level = Reading Level + Corrected Factor


Corrected Factor = SG level – Received level-Cable loss + substitution antenna gain

### 7.4 Calculation of Limit for Field Strength of Spurious

Compliance with § 24.238(a) requires that any emission be attenuated below the transmitter power at least  $43 + 10 \log P$  ( P = transmitter power in Watts ).

Limit for Spurious Emissions at Antenna Terminals:  $L=P-A=-13dBm$

Test equipment: ETSTW-RE 004, ETSTW-RE 018, ETSTW-RE 030, ETSTW-RE 111, ETSTW-GSM 002

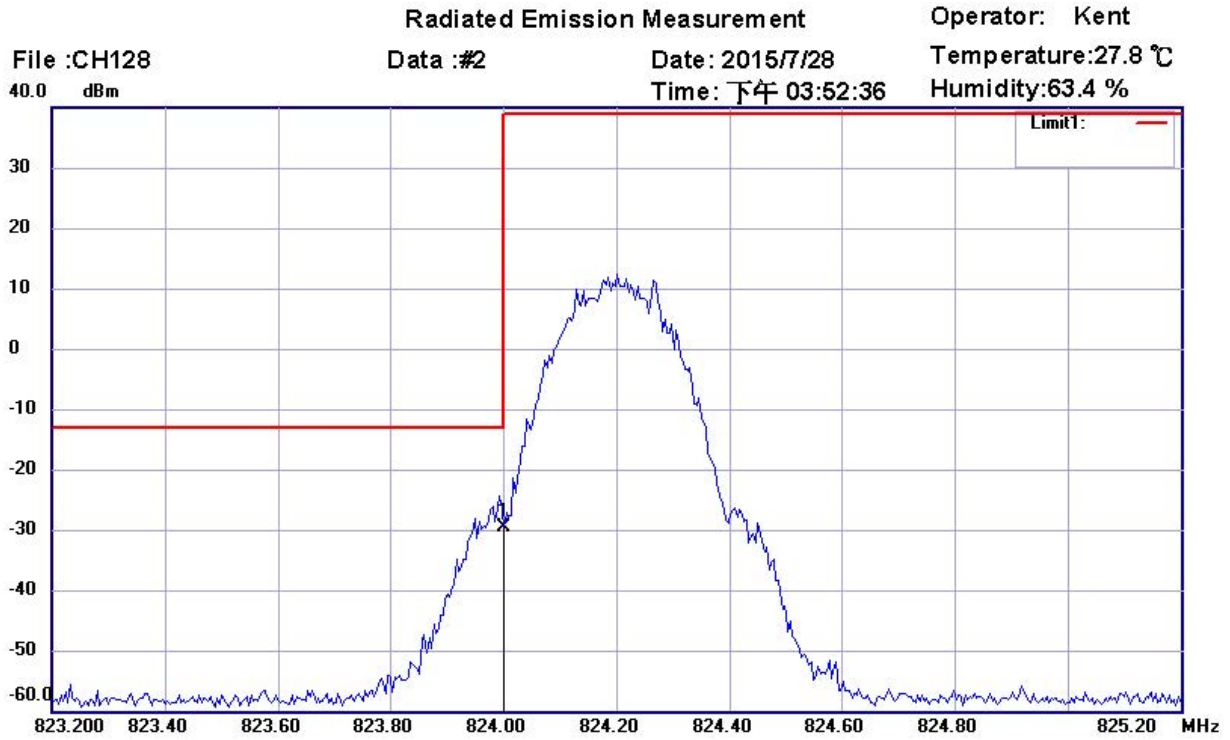


Report Number: W6M21507-15160-P-2224

FCC ID: GX9HPGW

## 7.5 Test result of band edge emissions

### 850 band



Site : Chamber

Condition : FCC\_part 22 Bandedge

EUT : W6M21507-15160

M/N:

Test Mode : GSM850 CH128


Note :

Polarization: *Horizontal*

Power : 120 Va.c.

Distance: 3m

Mk.	Frequency (MHz)	Reading (dBm)	Detector	Corr. factor (dB)	Result (dBm)	Limit (dBm)	Ant.Pos (cm)	Tab.Pos (deg.)	Margin (dB)	Comment
*	824.0000	-63.16	peak	33.48	-29.68	-13.00	150	115	-16.68	



# Worldwide Testing Services(Taiwan) Co., Ltd.

Report Number: W6M21507-15160-P-2224  
 FCC ID: GX9HPGW

### Radiated Emission Measurement

Operator: Kent

File :CH128  
 40.0 dBm

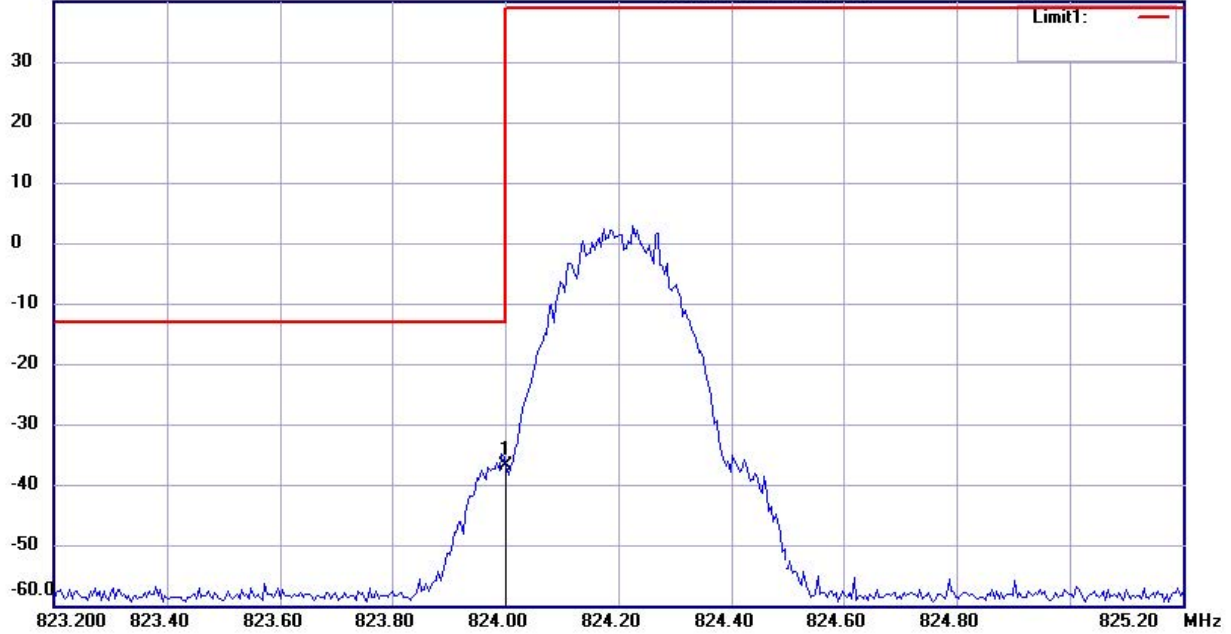
Data :#3

Date: 2015/7/28

Temperature:27.8 °C

Time: 下午 03:51:02

Humidity:63.4 %



Site : Chamber

Condition : FCC\_part 22 Bandedge

EUT : W6M21507-15160

M/N:

Test Mode : GSM850 CH128


Note :

Polarization: *Vertical*

Power : 120 Va.c.

Distance: 3m

Mk.	Frequency (MHz)	Reading (dBm)	Detector	Corr. factor (dB)	Result (dBm)	Limit (dBm)	Ant.Pos (cm)	Tab.Pos (deg.)	Margin (dB)	Comment
*	824.0000	-70.28	peak	33.41	-36.87	-13.00	150	175	-23.87	



# Worldwide Testing Services(Taiwan) Co., Ltd.

Report Number: W6M21507-15160-P-2224  
 FCC ID: GX9HPGW

**Radiated Emission Measurement**

Operator: Kent

File :CH251  
 40.0 dBm

Data :#2

Date: 2015/7/28

Temperature:27.8 °C

Time: 下午 03:58:28

Humidity:63.4 %



Site : Chamber

Condition : FCC\_part 22 Bandedge

EUT : W6M21507-15160

M/N:

Test Mode : GSM850 CH251


Note :

Polarization: *Horizontal*

Power : 120 V.a.c.

Distance: 3m

Mk.	Frequency (MHz)	Reading (dBm)	Detector	Corr. factor (dB)	Result (dBm)	Limit (dBm)	Ant.Pos (cm)	Tab.Pos (deg.)	Margin (dB)	Comment
*	849.0000	-52.33	peak	34.34	-17.99	-13.00	150	45	-4.99	



# Worldwide Testing Services(Taiwan) Co., Ltd.

Report Number: W6M21507-15160-P-2224  
 FCC ID: GX9HPGW

**Radiated Emission Measurement**

Operator: Kent

File :CH251  
 40.0 dBm

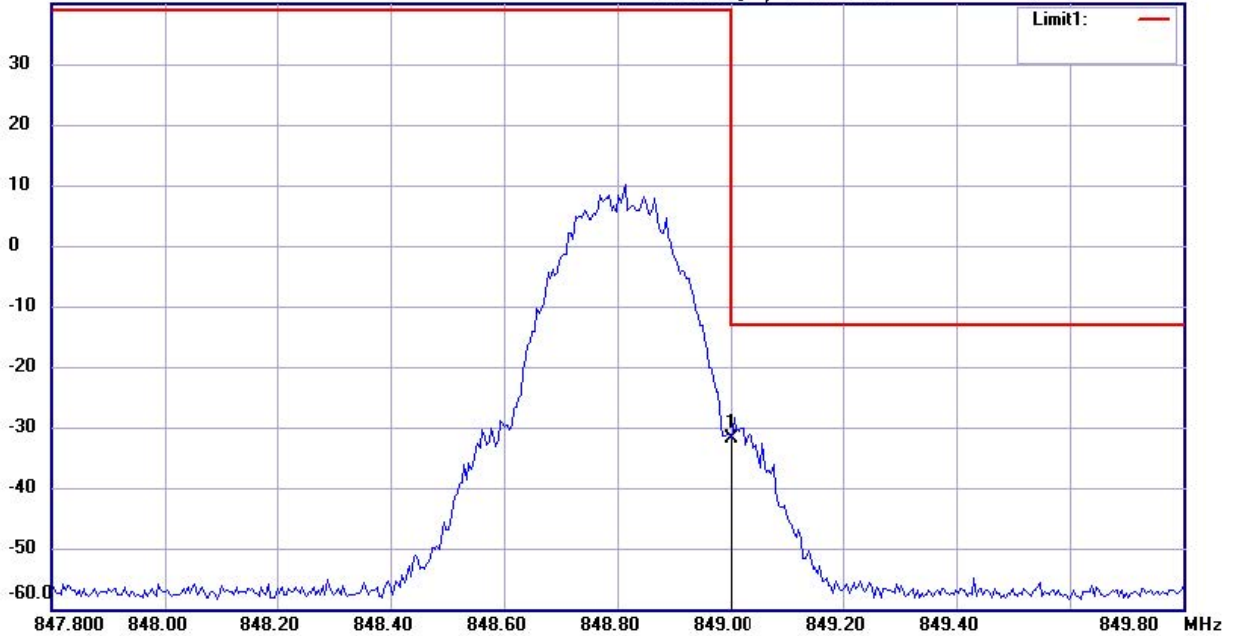
Data :#3

Date: 2015/7/28

Temperature:27.8 °C

Time: 下午 04:00:19

Humidity:63.4 %



Site : Chamber

Condition : FCC\_part 22 Bandedge

EUT : W6M21507-15160

M/N:

Test Mode : GSM850 CH251


Note :

Polarization: *Vertical*

Power : 120 V.a.c.

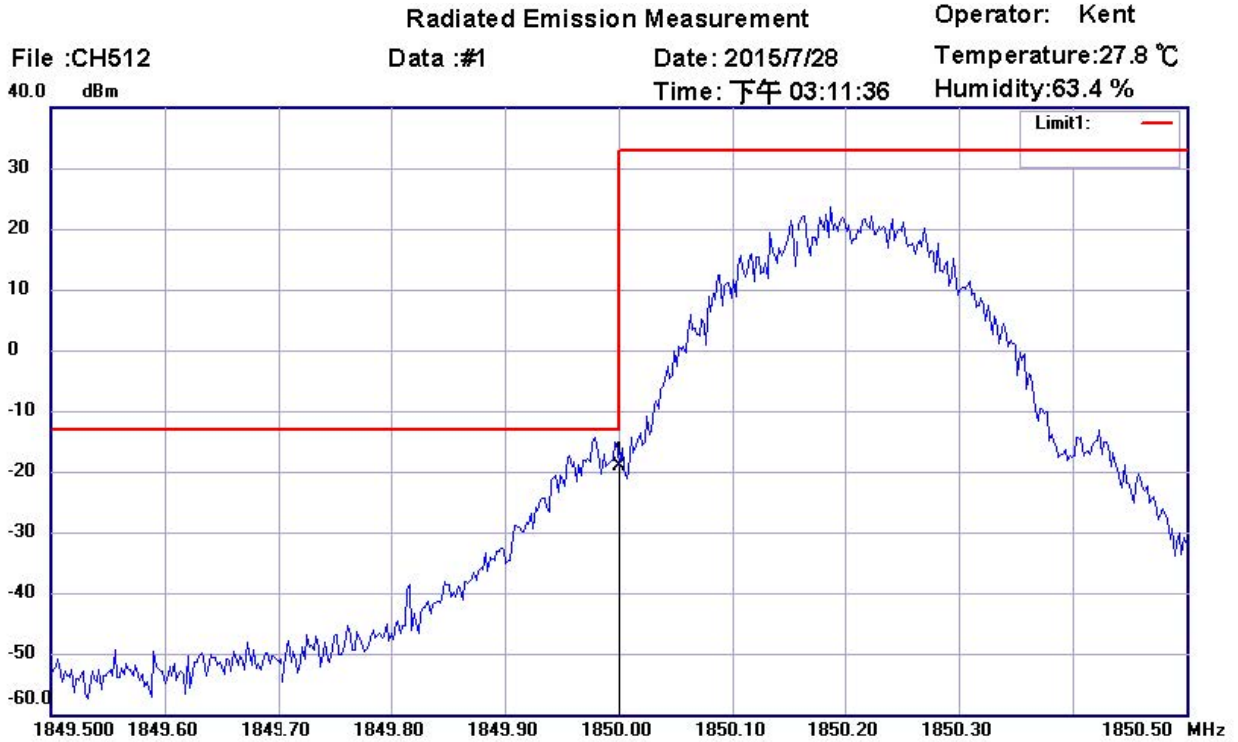
Distance: 3m

Mk.	Frequency (MHz)	Reading (dBm)	Detector	Corr. factor (dB)	Result (dBm)	Limit (dBm)	Ant.Pos (cm)	Tab.Pos (deg.)	Margin (dB)	Comment
*	849.0000	-66.07	peak	34.18	-31.89	-13.00	150	55	-18.89	



Report Number: W6M21507-15160-P-2224  
 FCC ID: GX9HPGW

## 1900 band




Site : Chamber  
 Condition : FCC\_part 24 Bandedge  
 EUT : W6M21507-15160  
 M/N:  
 Test Mode : PCS1900 CH512

Polarization: *Horizontal*  
 Power : 120 Va.c.  
 Distance: 3m

Note :

Mk.	Frequency (MHz)	Reading (dBm)	Detector	Corr. factor (dB)	Result (dBm)	Limit (dBm)	Ant.Pos (cm)	Tab.Pos (deg.)	Margin (dB)	Comment
*	1850.000	-63.32	peak	44.16	-19.16	-13.00	150	175	-6.16	



# Worldwide Testing Services(Taiwan) Co., Ltd.

Report Number: W6M21507-15160-P-2224  
 FCC ID: GX9HPGW

### Radiated Emission Measurement

Operator: Kent

File :CH512  
 40.0 dBm

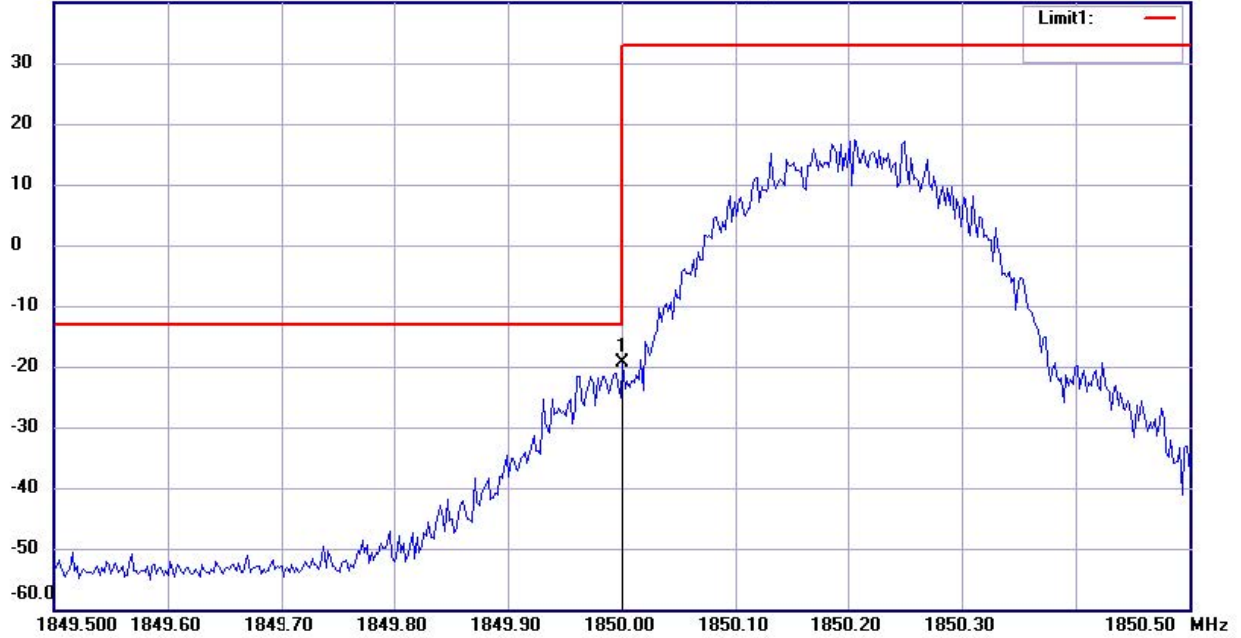
Data :#2

Date: 2015/7/28

Temperature:27.8 °C

Time: 下午 03:13:29

Humidity:63.4 %



Site : Chamber

Condition : FCC\_part 24 Bandedge

EUT : W6M21507-15160

M/N:

Test Mode : PCS1900 CH512

Note :


Polarization: *Vertical*

Power : 120 Va.c.

Distance : 3m

Mk.	Frequency (MHz)	Reading (dBm)	Detector	Corr. factor (dB)	Result (dBm)	Limit (dBm)	Ant.Pos (cm)	Tab.Pos (deg.)	Margin (dB)	Comment
*	1850.000	-64.82	peak	45.39	-19.43	-13.00	150	110	-6.43	





# Worldwide Testing Services(Taiwan) Co., Ltd.

Report Number: W6M21507-15160-P-2224  
 FCC ID: GX9HPGW

### Radiated Emission Measurement

Operator: Kent

File :CH810  
 40.0 dBm

Data :#1

Date: 2015/7/28  
 Time: 下午 03:17:02

Temperature:27.8 °C  
 Humidity:63.4 %



Site : Chamber

Condition : FCC\_part 24 Bandedge

EUT : W6M21507-15160

M/N:

Test Mode : PCS1900 CH810


Note :

Polarization: *Horizontal*

Power : 120 V.a.c.

Distance: 3m

Mk.	Frequency (MHz)	Reading (dBm)	Detector	Corr. factor (dB)	Result (dBm)	Limit (dBm)	Ant.Pos (cm)	Tab.Pos (deg.)	Margin (dB)	Comment
*	1910.005	-58.28	peak	44.40	-13.88	-13.00	150	245	-0.88	



# Worldwide Testing Services(Taiwan) Co., Ltd.

Report Number: W6M21507-15160-P-2224  
 FCC ID: GX9HPGW

### Radiated Emission Measurement

Operator: Kent

File :CH810  
 40.0 dBm

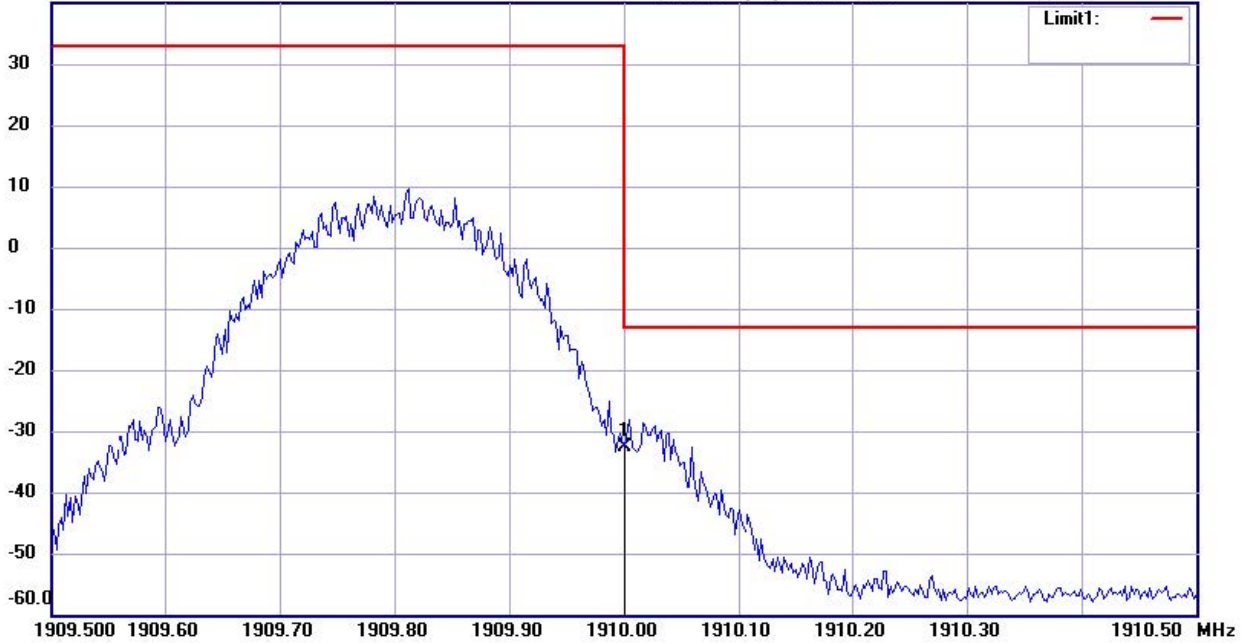
Data :#2

Date: 2015/7/28

Temperature:27.8 °C

Time: 下午 03:18:57

Humidity:63.4 %



Site : Chamber

Condition : FCC\_part 24 Bandedge

EUT : W6M21507-15160

M/N:

Test Mode : PCS1900 CH810


Note :

Polarization: *Vertical*

Power : 120 V.a.c.

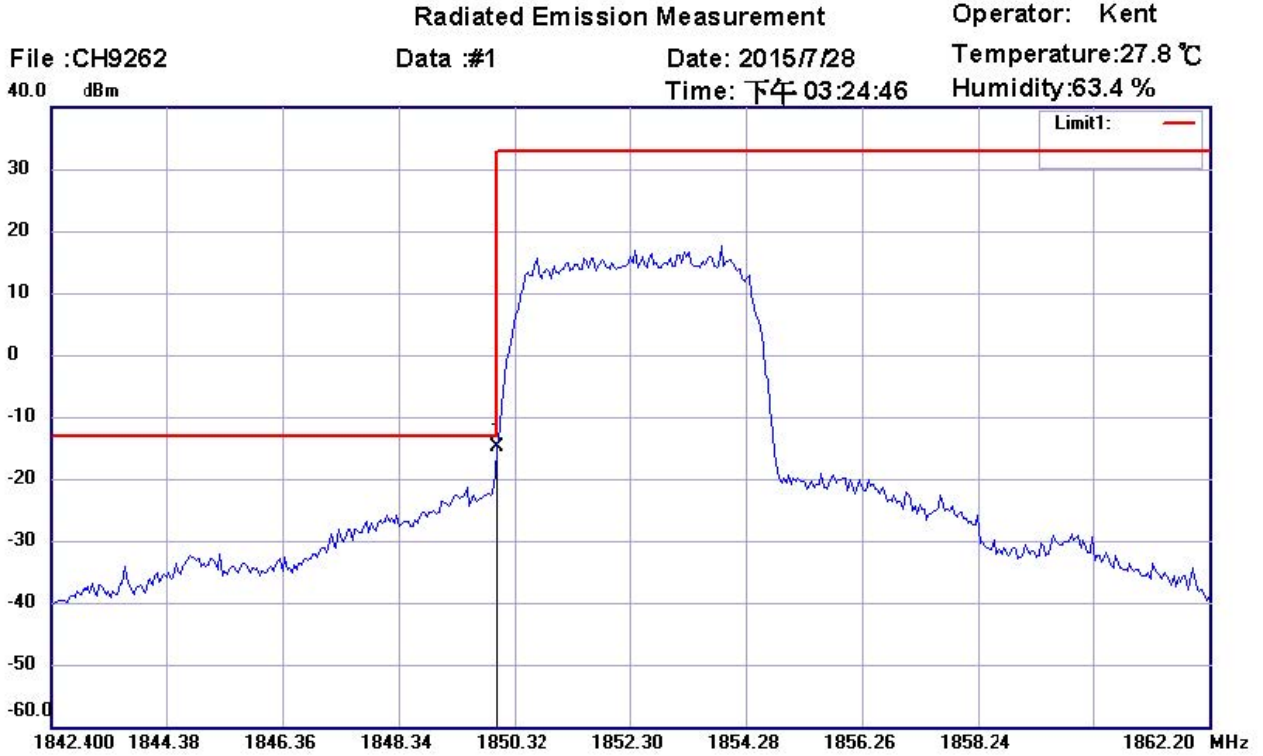
Distance: 3m

Mk.	Frequency (MHz)	Reading (dBm)	Detector	Corr. factor (dB)	Result (dBm)	Limit (dBm)	Ant.Pos (cm)	Tab.Pos (deg.)	Margin (dB)	Comment
*	1910.000	-78.42	peak	45.86	-32.56	-13.00	150	332	-19.56	



Report Number: W6M21507-15160-P-2224  
 FCC ID: GX9HPGW

## Band II



Site : Chamber

Condition : FCC\_part 24 Bandedge

EUT : W6M21507-15160

M/N:

Test Mode : BAND2 CH9262


Note :

Polarization: *Horizontal*

Power : 120 V.a.c.

Distance: 3m

Mk.	Frequency (MHz)	Reading (dBm)	Detector	Corr. factor (dB)	Result (dBm)	Limit (dBm)	Ant.Pos (cm)	Tab.Pos (deg.)	Margin (dB)	Comment
*	1850.000	-59.15	peak	44.16	-14.99	-13.00	150	145	-1.99	



# Worldwide Testing Services(Taiwan) Co., Ltd.

Report Number: W6M21507-15160-P-2224  
 FCC ID: GX9HPGW

### Radiated Emission Measurement

Operator: Kent

File :CH9262

Data :#2

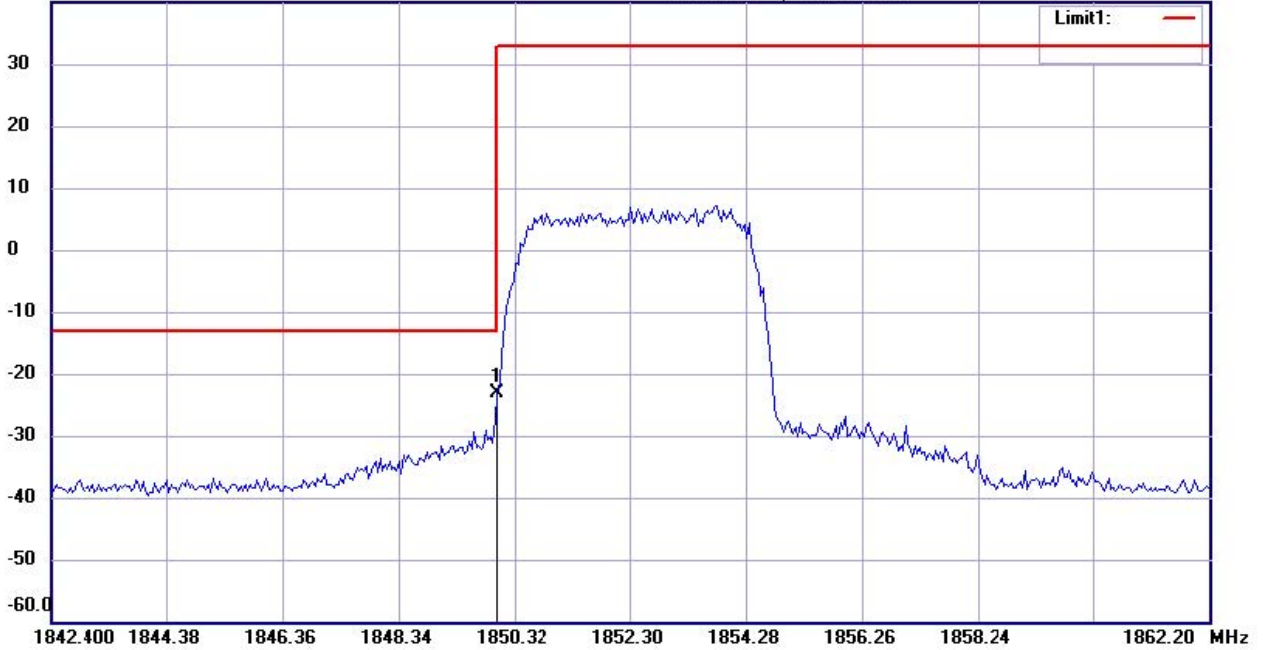
Date: 2015/7/28

Temperature:27.8 °C

40.0 dBm

Time: 下午 03:27:04

Humidity:63.4 %



Site : Chamber

Condition : FCC\_part 24 Bandedge

Polarization: *Vertical*

EUT : W6M21507-15160

Power : 120 Vac.


M/N:

Distance: 3m

Test Mode : BAND2 CH9262

Note :

Mk.	Frequency (MHz)	Reading (dBm)	Detector	Corr. factor (dB)	Result (dBm)	Limit (dBm)	Ant.Pos (cm)	Tab.Pos (deg.)	Margin (dB)	Comment
*	1850.000	-68.51	peak	45.39	-23.12	-13.00	150	145	-10.12	



# Worldwide Testing Services(Taiwan) Co., Ltd.

Report Number: W6M21507-15160-P-2224  
 FCC ID: GX9HPGW

**Radiated Emission Measurement**

Operator: Kent

File :CH9538  
 40.0 dBm

Data :#1

Date: 2015/7/28

Temperature:27.8 °C

Time: 下午 03:43:25

Humidity:63.4 %



Site : Chamber

Condition : FCC\_part 24 Bandedge

Polarization: *Horizontal*

EUT : W6M21507-15160

Power : 120 V.a.c.


M/N:

Distance: 3m

Test Mode : BAND2 CH9538

Note :

Mk.	Frequency (MHz)	Reading (dBm)	Detector	Corr. factor (dB)	Result (dBm)	Limit (dBm)	Ant.Pos (cm)	Tab.Pos (deg.)	Margin (dB)	Comment
*	1910.000	-68.63	peak	44.40	-24.23	-13.00	150	45	-11.23	



# Worldwide Testing Services(Taiwan) Co., Ltd.

Report Number: W6M21507-15160-P-2224  
 FCC ID: GX9HPGW

**Radiated Emission Measurement**

Operator: Kent

File :CH9538  
 40.0 dBm

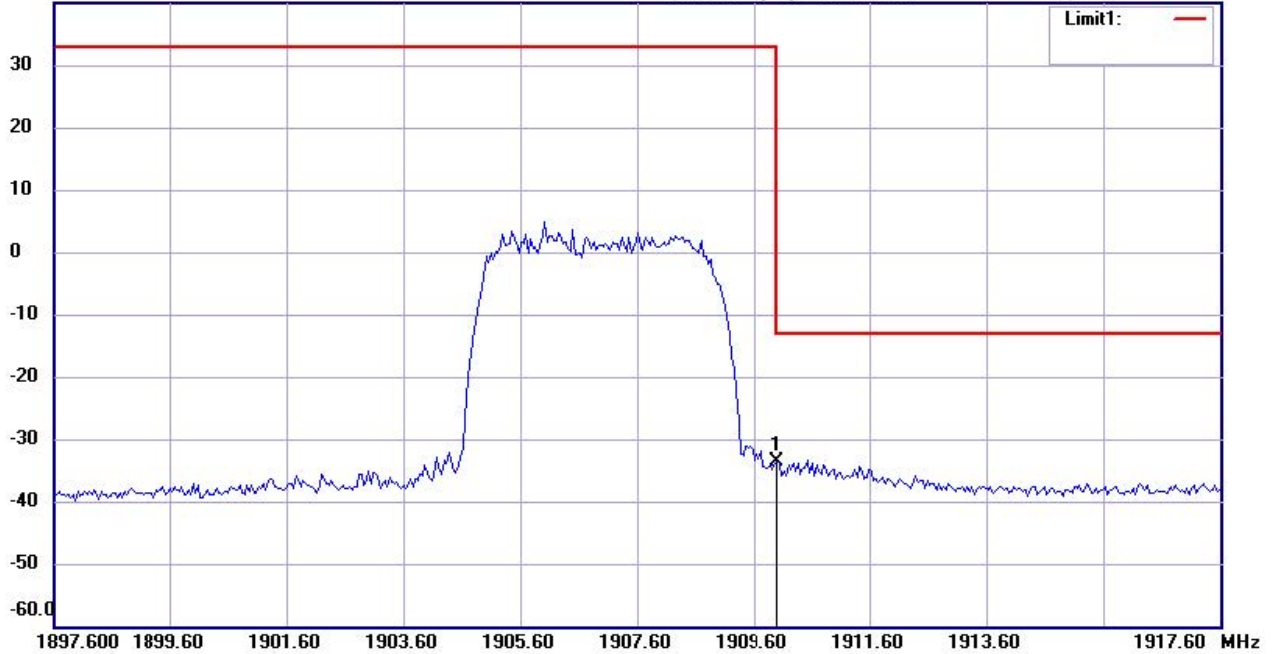
Data :#2

Date: 2015/7/28

Temperature:27.8 °C

Time: 下午 03:44:48

Humidity:63.4 %



Site : Chamber

Condition : FCC\_part 24 Bandedge

Polarization: *Vertical*

EUT : W6M21507-15160

Power : 120 V.a.c.


M/N:

Distance: 3m

Test Mode : BAND2 CH9538

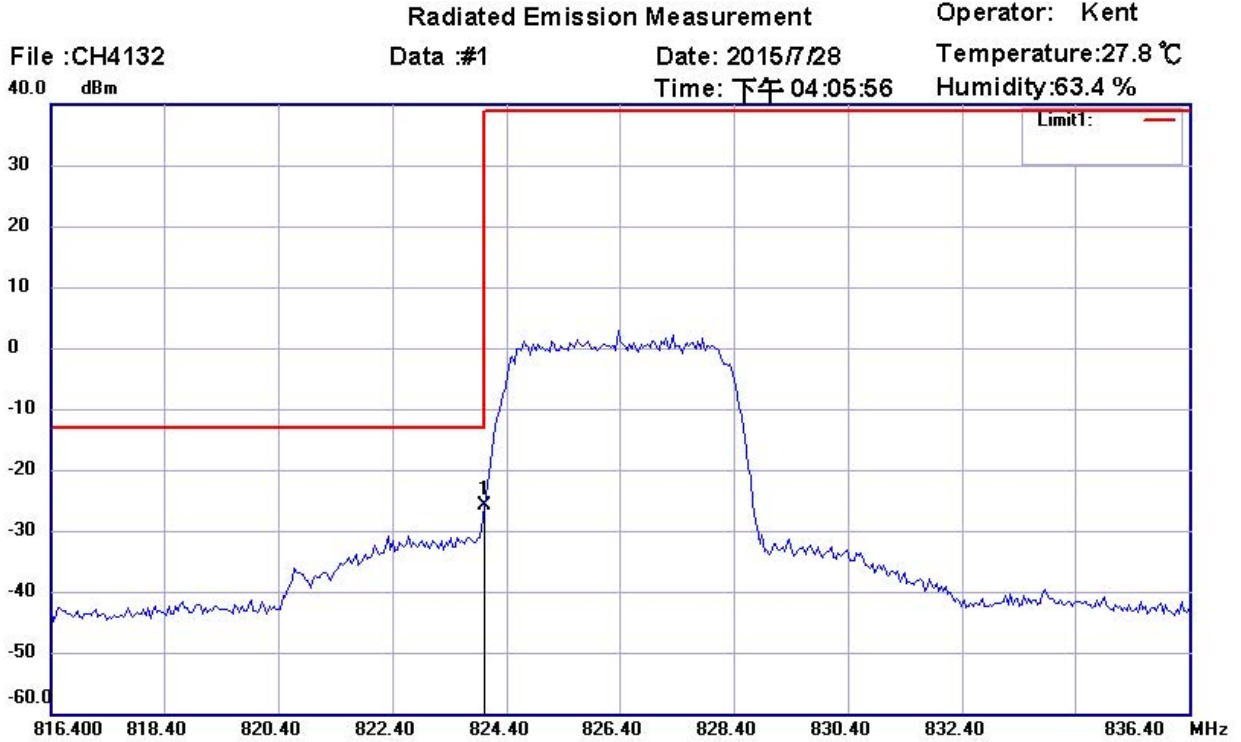
Note :

Mk.	Frequency (MHz)	Reading (dBm)	Detector	Corr. factor (dB)	Result (dBm)	Limit (dBm)	Ant.Pos (cm)	Tab.Pos (deg.)	Margin (dB)	Comment
*	1910.000	-79.51	peak	45.86	-33.65	-13.00	150	145	-20.65	



Report Number: W6M21507-15160-P-2224  
 FCC ID: GX9HPGW

## Band V




Site : Chamber  
 Condition : FCC\_part 22 Bandedge  
 EUT : W6M21507-15160  
 M/N:  
 Test Mode : BAND5 CH4132

Polarization: *Horizontal*  
 Power : 120 V.a.c.  
 Distance: 3m

Note :

Mk.	Frequency (MHz)	Reading (dBm)	Detector	Corr. factor (dB)	Result (dBm)	Limit (dBm)	Ant.Pos (cm)	Tab.Pos (deg.)	Margin (dB)	Comment
*	824.0000	-59.30	peak	33.48	-25.82	-13.00	150	245	-12.82	



# Worldwide Testing Services(Taiwan) Co., Ltd.

Report Number: W6M21507-15160-P-2224  
 FCC ID: GX9HPGW

### Radiated Emission Measurement

Operator: Kent

File :CH4132  
 40.0 dBm

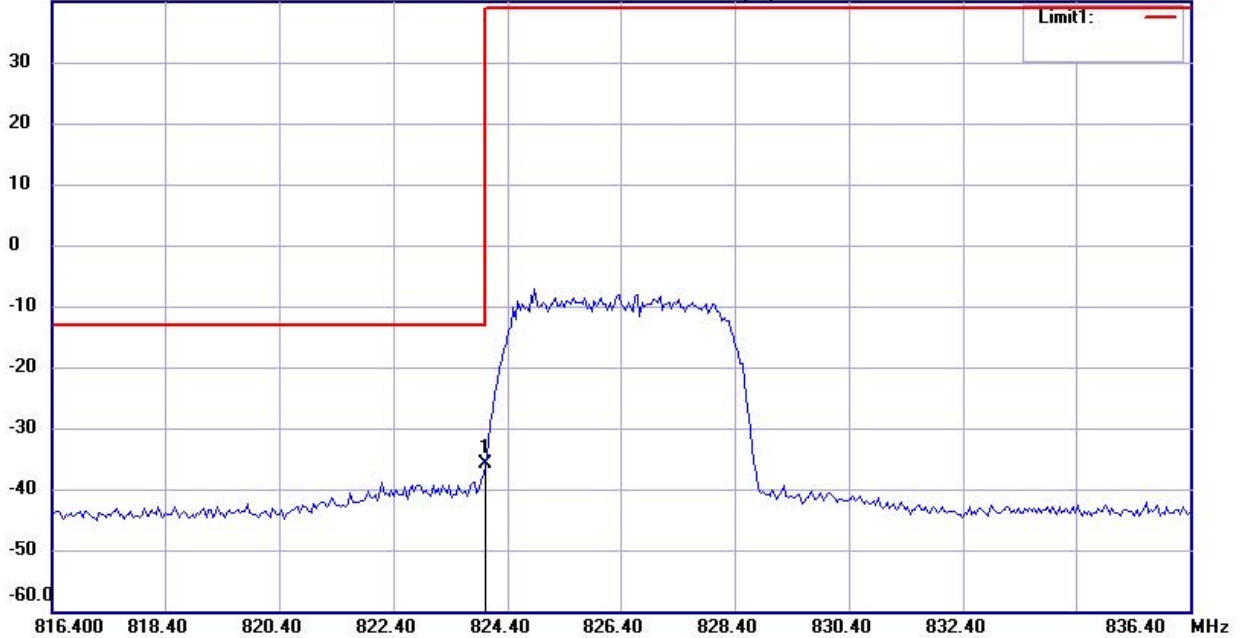
Data :#2

Date: 2015/7/28

Temperature:27.8 °C

Time: 下午 04:07:23

Humidity:63.4 %



Site : Chamber

Condition : FCC\_part 22 Bandedge

EUT : W6M21507-15160

M/N:

Test Mode : BAND5 CH4132

Note :


Polarization: *Vertical*

Power : 120 V.a.c.

Distance: 3m

Mk.	Frequency (MHz)	Reading (dBm)	Detector	Corr. factor (dB)	Result (dBm)	Limit (dBm)	Ant.Pos (cm)	Tab.Pos (deg.)	Margin (dB)	Comment
*	824.0000	-69.21	peak	33.41	-35.80	-13.00	150	175	-22.80	





# Worldwide Testing Services(Taiwan) Co., Ltd.

Report Number: W6M21507-15160-P-2224  
 FCC ID: GX9HPGW

**Radiated Emission Measurement**

Operator: Kent

File : CH4233

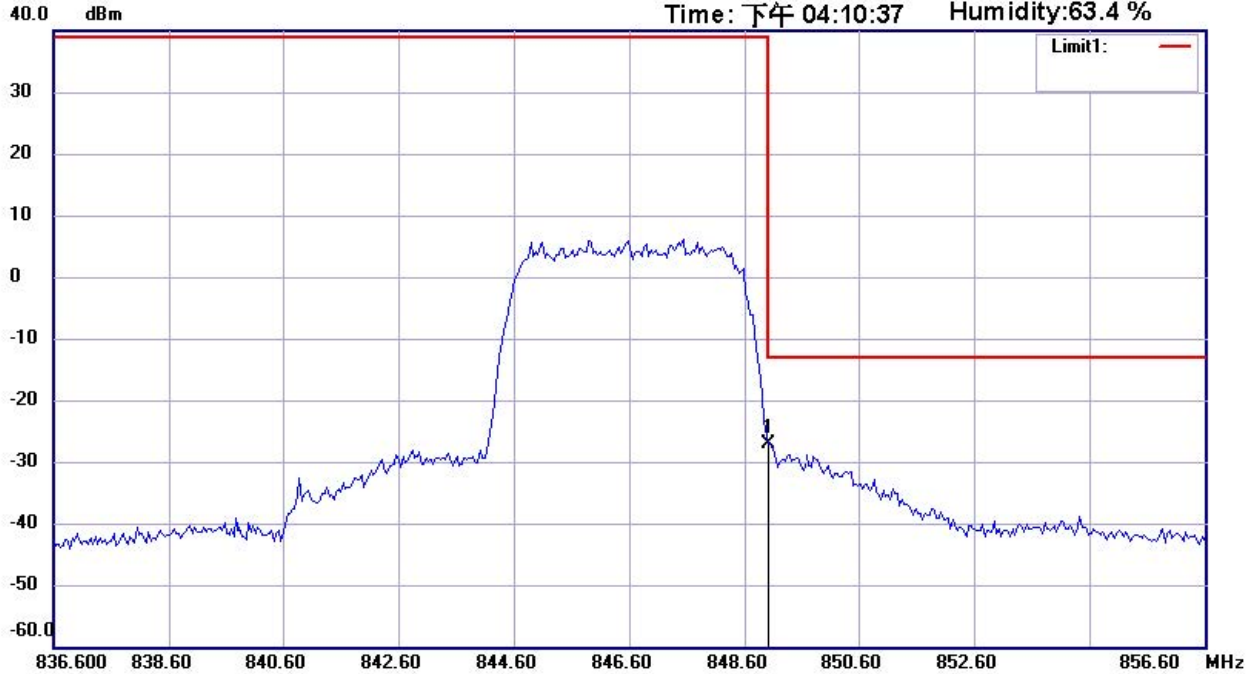
Data : #1

Date: 2015/7/28

Temperature: 27.8 °C

Time: 下午 04:10:37

Humidity: 63.4 %



Site : Chamber

Condition : FCC\_part 22 Bandedge

Polarization: *Horizontal*

EUT : W6M21507-15160

Power : 120 Va.c.


M/N:

Distance : 3m

Test Mode : BAND5 CH4233

Note :

Mk.	Frequency (MHz)	Reading (dBm)	Detector	Corr. factor (dB)	Result (dBm)	Limit (dBm)	Ant.Pos (cm)	Tab.Pos (deg.)	Margin (dB)	Comment
*	849.0000	-61.56	peak	34.34	-27.22	-13.00	150	145	-14.22	



# Worldwide Testing Services(Taiwan) Co., Ltd.

Report Number: W6M21507-15160-P-2224  
 FCC ID: GX9HPGW

**Radiated Emission Measurement**

Operator: Kent

File :CH4233

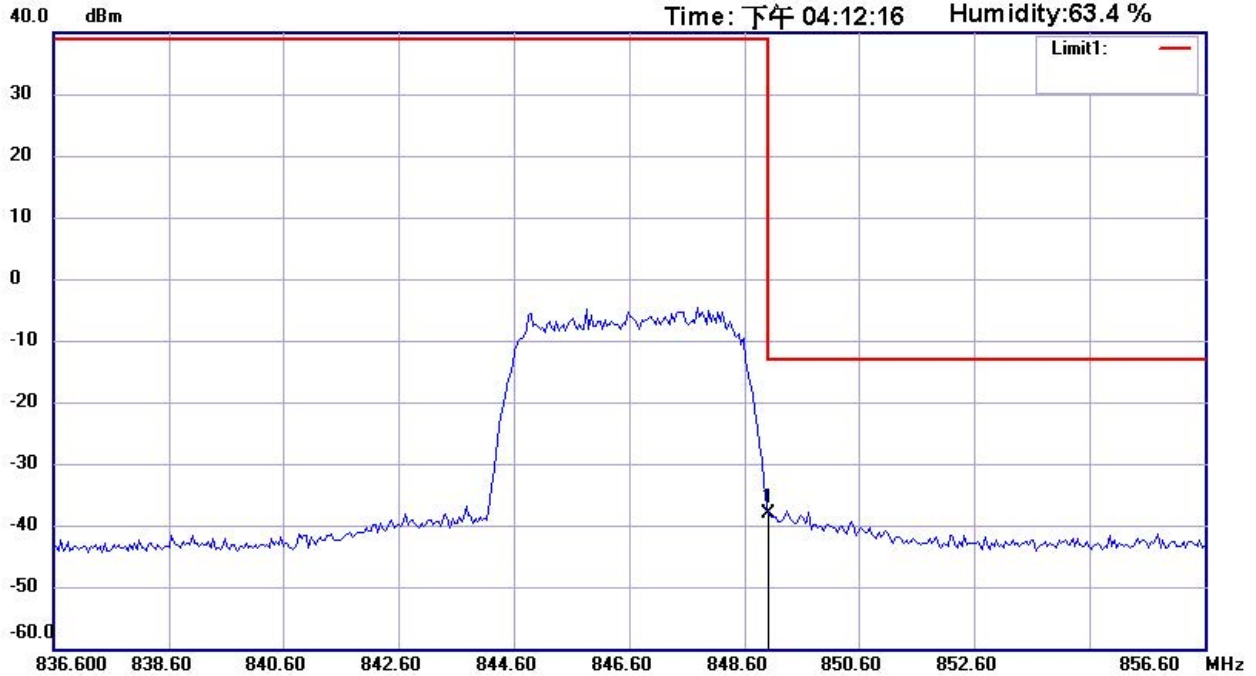
Data :#2

Date: 2015/7/28

Temperature:27.8 °C

Time: 下午 04:12:16

Humidity:63.4 %



Site : Chamber

Condition : FCC\_part 22 Bandedge

Polarization: *Vertical*

EUT : W6M21507-15160

Power : 120 Va.c.

M/N:

Distance : 3m

Test Mode : BAND5 CH4233

Note :

Mk.	Frequency (MHz)	Reading (dBm)	Detector	Corr. factor (dB)	Result (dBm)	Limit (dBm)	Ant.Pos (cm)	Tab.Pos (deg.)	Margin (dB)	Comment
*	849.0000	-72.35	peak	34.18	-38.17	-13.00	150	175	-25.17	

Test equipment: ETSTW-RE 004, ETSTW-RE 030, ETSTW-RE 111, ETSTW-GSM 002

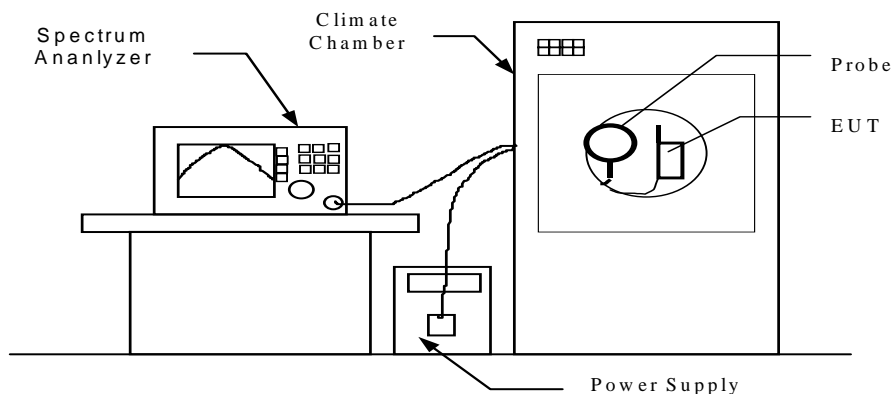
Report Number: W6M21507-15160-P-2224


FCC ID: GX9HPGW

## 8. Frequency Stability

### 8.1 Test procedure

- The equipment under test was supplied with rated power supply and the RF output was connected to a frequency counter via feed through attenuators. The EUT was placed inside the temperature chamber. The DC leads and RF output cable, exited the chamber through an opening made for that purpose. After the temperature stabilized the frequency output was recorded from the counter.
- An external variable power supply was used to supply nominal voltage and 85% to 115% of nominal voltage to the EUT under room temperature. Record the frequencies measured from the counter.
- End point voltage: For hand carried, battery powered equipment, reduce primary supply voltage to the battery operating end point which shall be specified by the manufacturer. Then record the frequencies measured from the counter.





Report Number: W6M21507-15160-P-2224


FCC ID: GX9HPGW

**8.2 Test Results**

**8.2.1 Frequency Stability vs. Temperature**

GSM 850 & PCS 1900

CH128	Temp(°C)	Frequency drift(Hz)	Frequency drift(ppm)	Limit (ppm)	CH512	Temp(°C)	Frequency drift(Hz)	Frequency drift(ppm)	Limit (ppm)
120Vac	-30	-29.000	-0.035	±2.5	120Vac	-30	-43.000	-0.023	±2.5
	-20	-31.000	-0.038			-20	-41.000	-0.022	
	-10	-21.000	-0.025			-10	-55.000	-0.030	
	0	-17.000	-0.021			0	20.000	0.011	
	10	13.000	0.016			10	27.000	0.015	
	20	19.000	0.023			20	21.000	0.011	
	30	14.000	0.017			30	18.000	0.010	
	40	18.000	0.022			40	19.000	0.010	
	50	20.000	0.024			50	22.000	0.012	
132Vac	25	16.000	0.019	132Vac	25	23.000	0.012		
108Vac	25	16.000	0.019	108Vac	25	18.000	0.010		
CH188	Temp(°C)	Frequency drift(Hz)	Frequency drift(ppm)	Limit (ppm)	CH661	Temp(°C)	Frequency drift(Hz)	Frequency drift(ppm)	Limit (ppm)
120Vac	-30	-27.000	-0.032	±2.5	120Vac	-30	-51.000	-0.027	±2.5
	-20	-19.000	-0.023			-20	-44.000	-0.023	
	-10	17.000	0.020			-10	46.000	0.024	
	0	15.000	0.018			0	19.000	0.010	
	10	13.000	0.016			10	18.000	0.010	
	20	17.000	0.020			20	23.000	0.012	
	30	16.000	0.019			30	15.000	0.008	
	40	19.000	0.023			40	21.000	0.011	
	50	21.000	0.025			50	17.000	0.009	
132Vac	25	19.000	0.023	132Vac	25	24.000	0.013		
108Vac	25	16.000	0.019	108Vac	25	24.000	0.013		
CH251	Temp(°C)	Frequency drift(Hz)	Frequency drift(ppm)	Limit (ppm)	CH810	Temp(°C)	Frequency drift(Hz)	Frequency drift(ppm)	Limit (ppm)
120Vac	-30	-22.000	-0.026	±2.5	120Vac	-30	-52.000	-0.027	±2.5
	-20	-21.000	-0.025			-20	48.000	0.025	
	-10	15.000	0.018			-10	16.000	0.008	
	0	14.000	0.016			0	13.000	0.007	
	10	14.000	0.016			10	-21.000	-0.011	
	20	15.000	0.018			20	-14.000	-0.007	
	30	14.000	0.016			30	17.000	0.009	
	40	18.000	0.021			40	19.000	0.010	
	50	17.000	0.020			50	21.000	0.011	
132Vac	25	18.000	0.021	132Vac	25	19.000	0.010		
108Vac	25	19.000	0.022	108Vac	25	19.000	0.010		




Report Number: W6M21507-15160-P-2224  
 FCC ID: GX9HPGW

### Band II & Band V

CH9262	Temp(°C)	Frequency drift(Hz)	Frequency drift(ppm)	Limit (ppm)	CH4132	Temp(°C)	Frequency drift(Hz)	Frequency drift(ppm)	Limit (ppm)
120Vac	-30	16.00	0.009	±2.5	120Vac	-30	12.00	0.015	±2.5
	-20	18.00	0.010			-20	11.00	0.013	
	-10	-47.00	-0.025			-10	8.00	0.010	
	0	-33.00	-0.018			0	6.00	0.007	
	10	-19.00	-0.010			10	-16.00	-0.019	
	20	-25.00	-0.013			20	-7.00	-0.008	
	30	21.00	0.011			30	14.00	0.017	
	40	17.00	0.009			40	19.00	0.023	
	50	-21.00	-0.011			50	21.00	0.025	
132Vac	25	-16.00	-0.009	132Vac	25	-16.00	-0.019		
108Vac	25	-19.00	-0.010	108Vac	25	-9.00	-0.011		
CH9400	Temp(°C)	Frequency drift(Hz)	Frequency drift(ppm)	Limit (ppm)	CH4183	Temp(°C)	Frequency drift(Hz)	Frequency drift(ppm)	Limit (ppm)
120Vac	-30	12.00	0.006	±2.5	120Vac	-30	14.00	0.017	±2.5
	-20	14.00	0.007			-20	-12.00	-0.014	
	-10	-20.00	-0.011			-10	-18.00	-0.022	
	0	-18.00	-0.010			0	-17.00	-0.020	
	10	-18.00	-0.010			10	-14.00	-0.017	
	20	-48.00	-0.026			20	-19.00	-0.023	
	30	17.00	0.009			30	13.00	0.016	
	40	-17.00	-0.009			40	18.00	0.022	
	50	29.00	0.015			50	-26.00	-0.031	
132Vac	25	-19.00	-0.010	132Vac	25	-22.00	-0.026		
108Vac	25	-18.00	-0.010	108Vac	25	-22.00	-0.026		
CH9538	Temp(°C)	Frequency drift(Hz)	Frequency drift(ppm)	Limit (ppm)	CH4233	Temp(°C)	Frequency drift(Hz)	Frequency drift(ppm)	Limit (ppm)
120Vac	-30	13.00	0.007	±2.5	120Vac	-30	-10.00	-0.012	±2.5
	-20	9.00	0.005			-20	-12.00	-0.014	
	-10	-16.00	-0.008			-10	-8.00	-0.009	
	0	-14.00	-0.007			0	9.00	0.011	
	10	-17.00	-0.009			10	-17.00	-0.020	
	20	24.00	0.013			20	-19.00	-0.022	
	30	17.00	0.009			30	16.00	0.019	
	40	25.00	0.013			40	21.00	0.025	
	50	27.00	0.014			50	19.00	0.022	
132Vac	25	-20.00	-0.010	132Vac	25	-18.00	-0.021		
108Vac	25	-21.00	-0.011	108Vac	25	-10.00	-0.012		

Test equipment: ETSTW-CE 009, ETSTW-RE 055, ETSTW-GSM 002



Report Number: W6M21507-15160-P-2224

FCC ID: GX9HPGW

## 9 Maximum Permissible Exposure

### 9.1 Applicable Standard

Systems operating under the provisions of this section shall be operated in a manner that ensures that the public is not exposed to radio frequency energy levels in excess limit for maximum permissible exposure. In accordance with 47 CFR FCC Part 2 Subpart J, section 2.1091 this device has been defined as a mobile device whereby a distance of 0.2 m normally can be maintained between the user and the device.

### 9.2 MPE Calculation Method

#### (A) Limits for Occupational/Controlled Exposure

Frequency Range (MHz)	Electric Field Strength (E) (V/m)	Magnetic Field Strength (H) (A/m)	Power Density (S) (mW/cm <sup>2</sup> )	Averaging Time  E  <sup>2</sup> ,  H  <sup>2</sup> or S (minutes)
0.3-3.0	614	1.63	(100)*	6
3.0-30	1842/f	4.89/f	(900/f <sup>2</sup> )*	6
30-300	61.4	0.163	1.0	6
300-1500	--	--	f/300	6
1500-100,000	--	--	5	6

#### (B) Limits for General Population/Uncontrolled Exposure

Frequency Range (MHz)	Electric Field Strength (E) (V/m)	Magnetic Field Strength (H) (A/m)	Power Density (S) (mW/cm <sup>2</sup> )	Averaging Time  E  <sup>2</sup> ,  H  <sup>2</sup> or S (minutes)
0.3-1.34	614	1.63	(100)*	30
1.34-30	824/f	2.19/f	(180/f <sup>2</sup> )*	30
30-300	27.5	0.073	0.2	30
300-1500	--	--	f/1500	30
1500-100,000	--	--	1.0	30

f = frequency in MHz

\*Plane-wave equivalent power density

$$E \text{ (V/m)} \cdot \frac{\sqrt{30 \times P \times G}}{d}$$


$$\text{Power Density: } Pd \text{ (W/m}^2\text{)} \cdot \frac{E^2}{377}$$

E = Electric field (V/m) P = output power (W) G = EUT Antenna numeric gain (numeric)

d = Separation distance between radiator and human body (m)

The formula can be changed to


$$Pd \cdot \frac{30 \times P \times G}{377 \times d^2}$$



Report Number: W6M21507-15160-P-2224  
FCC ID: GX9HPGW

Frequency	Max output power (dBm) / (W)		Antenna Gain	Power Density(S) (mW/cm <sup>2</sup> )	Limit of Power Density (S) (mW/cm <sup>2</sup> )	Test Result
GSM 850	32.54	1.795	1.3	0.48	1.0	Complies
PCS 1900	28.75	0.750	2.71	0.28	1.0	Complies
Band II	22.73	0.187	2.71	0.069	1.0	Complies
Band V	23.00	0.2	1.3	0.054	1.0	Complies

From the peak EUT RF output power, the minimum mobile separation distance,  $d = 0.2$  m, as well as the gain of the used antenna, the RF power density can be obtained.




Report Number: W6M21507-15160-P-2224  
FCC ID: GX9HPGW

## **Appendix**

### Measurement diagrams

1. RF Power Output
2. Filed Strength of Spurious Emission





***Worldwide Testing Services(Taiwan) Co., Ltd.***

---

RF Power Output



Radiated Emission Measurement

Operator: Kent

File :POWER

Data :#1

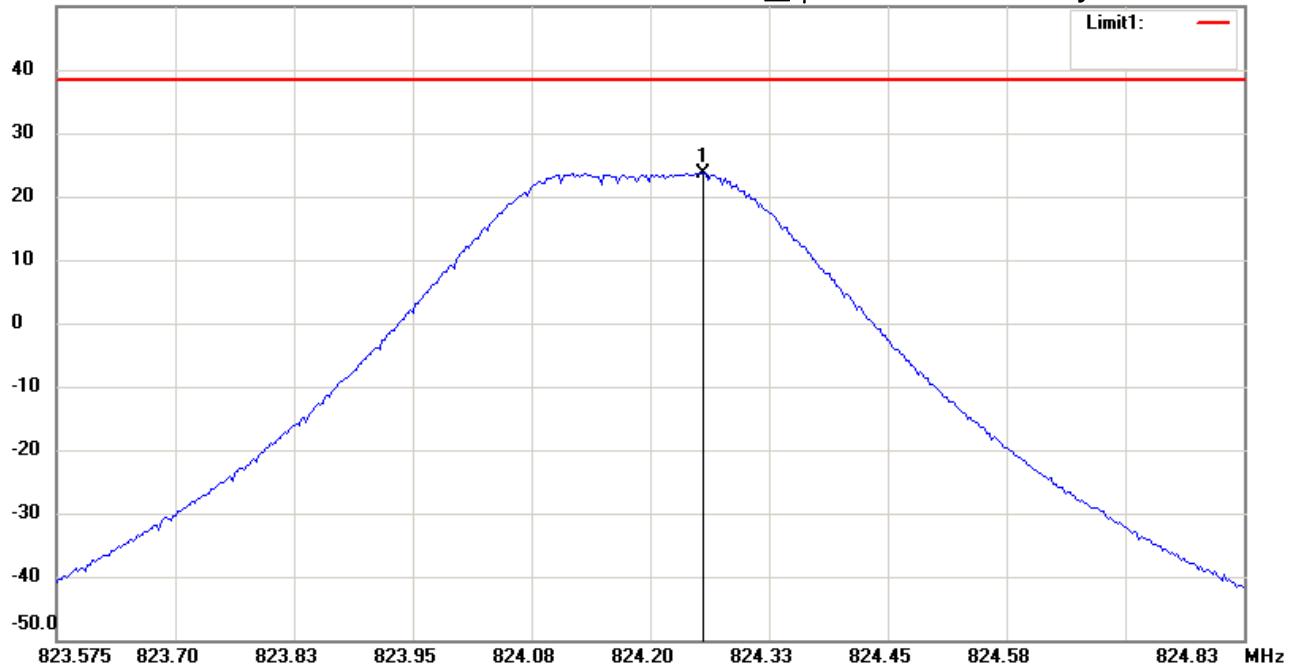
Date: 2015/7/28

Temperature:27.8 °C

50.0 dBm

Time: 上午 11:19:41

Humidity:63.4 %



Site : Chamber

Condition : FCC\_part 22 POWER

EUT : W6M21507-15160

M/N:

Test Mode : GSM850 CH128

Note :

Polarization: *Horizontal*

Power : 120 Va.c.

Distance: 3m

Mk.	Frequency (MHz)	Reading (dBm)	Detector	Corr. factor (dB)	Result (dBm)	Limit (dBm)	Ant.Pos (cm)	Tab.Pos (deg.)	Margin (dB)	Comment
*	824.2540	-9.84	peak	33.49	23.65	38.45	150	305	-14.80	

\*:Maximum data    x:Over limit    !:over margin



**Radiated Emission Measurement**

Operator: Kent

File :POWER

Data :#2

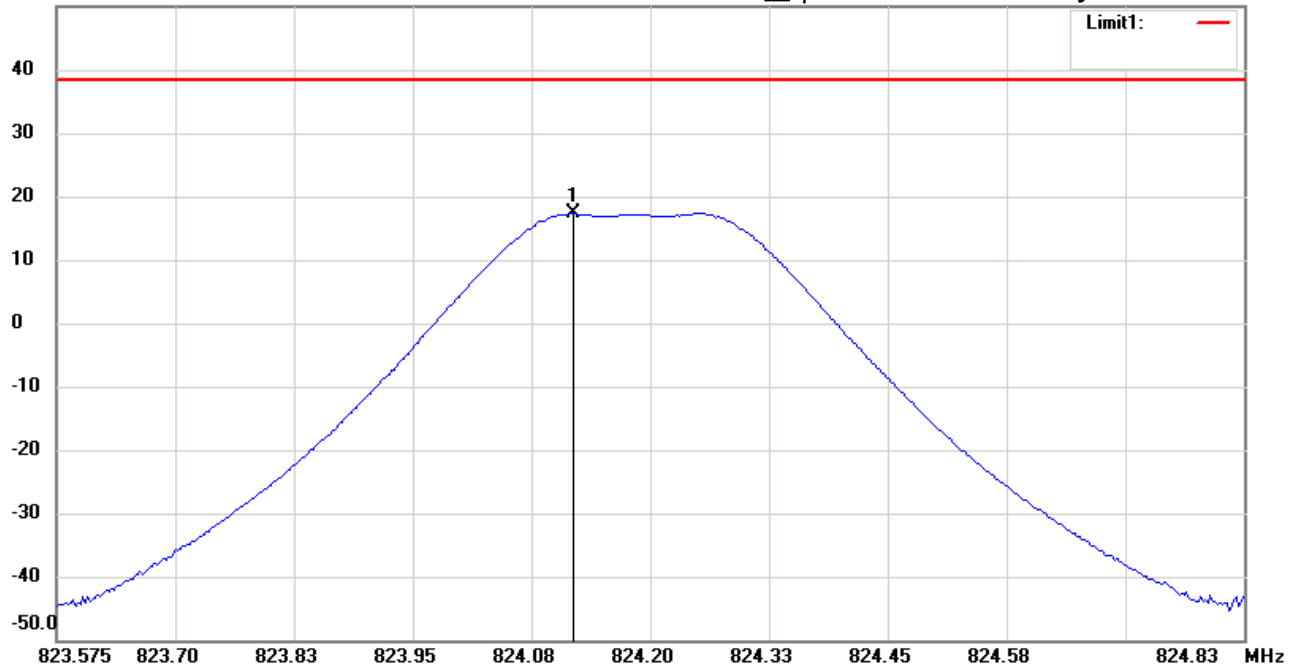
Date: 2015/7/28

Temperature:27.8 °C

50.0 dBm

Time: 上午 11:21:30

Humidity:63.4 %



Site : Chamber

Condition : FCC\_part 22 POWER

EUT : W6M21507-15160

M/N:

Test Mode : GSM850 CH128

Note :

Polarization: **Vertical**

Power : 120 Va.c.

Distance: 3m

Mk.	Frequency (MHz)	Reading (dBm)	Detector	Corr. factor (dB)	Result (dBm)	Limit (dBm)	Ant.Pos (cm)	Tab.Pos (deg.)	Margin (dB)	Comment
*	824.1186	-16.07	peak	33.41	17.34	38.45	150	115	-21.11	

\*:Maximum data    x:Over limit    !:over margin



**Radiated Emission Measurement**

Operator: Kent

File :POWER

Data :#1

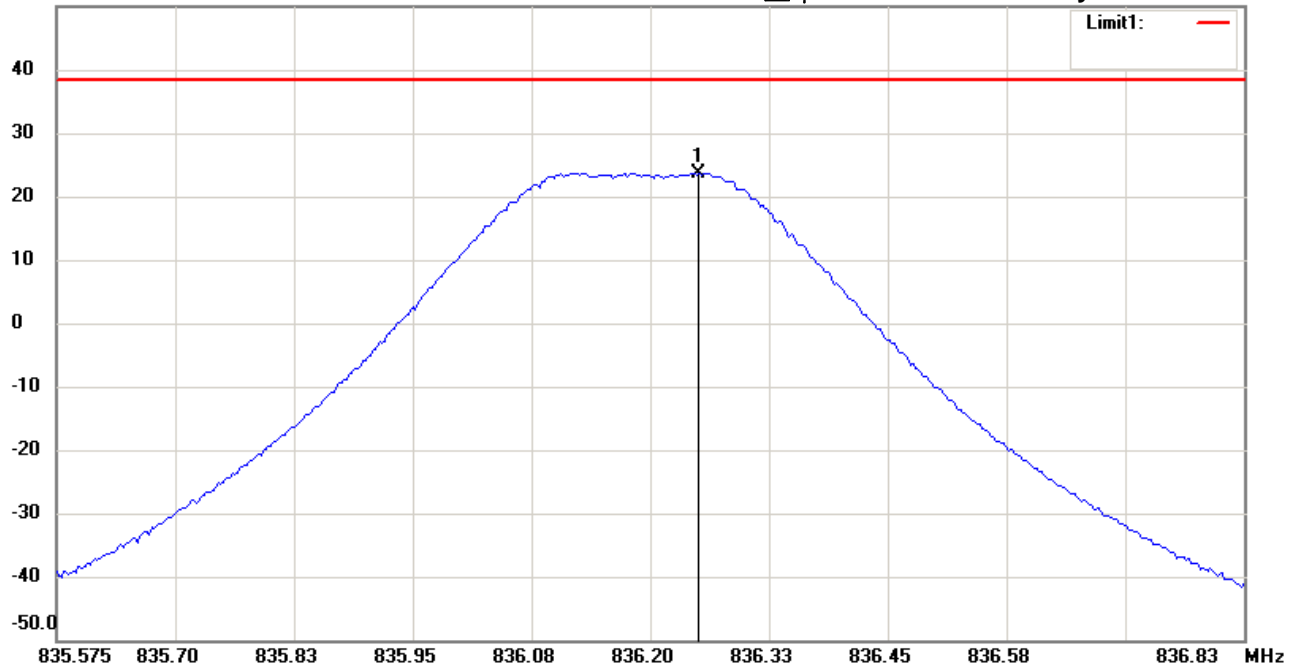
Date: 2015/7/28

Temperature:27.8 °C

50.0 dBm

Time: 上午 11:36:54

Humidity:63.4 %



Site : Chamber

Condition : FCC\_part 22 POWER

EUT : W6M21507-15160

M/N:

Test Mode : GSM850 CH188

Note :

Polarization: *Horizontal*

Power : 120 Va.c.

Distance: 3m

Mk.	Frequency (MHz)	Reading (dBm)	Detector	Corr. factor (dB)	Result (dBm)	Limit (dBm)	Ant.Pos (cm)	Tab.Pos (deg.)	Margin (dB)	Comment
*	836.2514	-10.20	peak	33.90	23.70	38.45	150	185	-14.75	

\*:Maximum data    x:Over limit    !:over margin



**Radiated Emission Measurement**

Operator: Kent

File :POWER

Data :#2

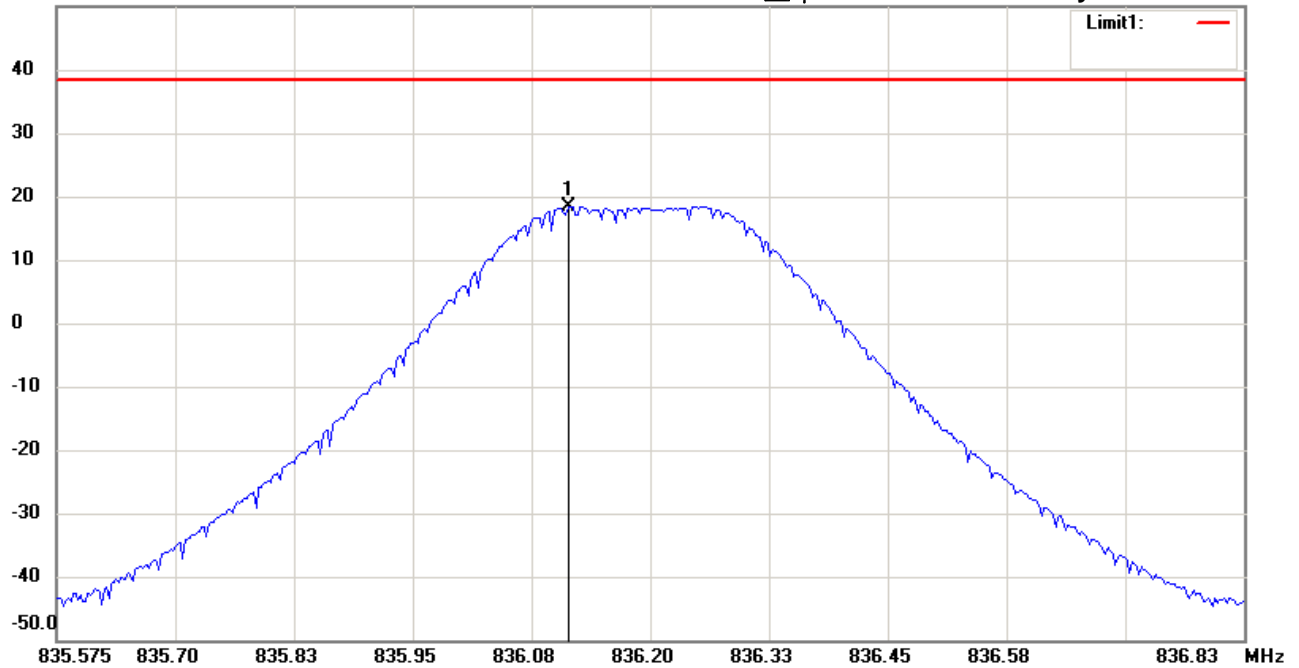
Date: 2015/7/28

Temperature:27.8 °C

50.0 dBm

Time: 上午 11:39:04

Humidity:63.4 %



Site : Chamber

Condition : FCC\_part 22 POWER

EUT : W6M21507-15160

M/N:

Test Mode : GSM850 CH188

Note :

Polarization: *Vertical*

Power : 120 Va.c.

Distance: 3m

Mk.	Frequency (MHz)	Reading (dBm)	Detector	Corr. factor (dB)	Result (dBm)	Limit (dBm)	Ant.Pos (cm)	Tab.Pos (deg.)	Margin (dB)	Comment
*	836.1136	-15.38	peak	33.78	18.40	38.45	150	305	-20.05	

\*:Maximum data    x:Over limit    !:over margin



Radiated Emission Measurement

Operator: Kent

File :POWER

Data :#1

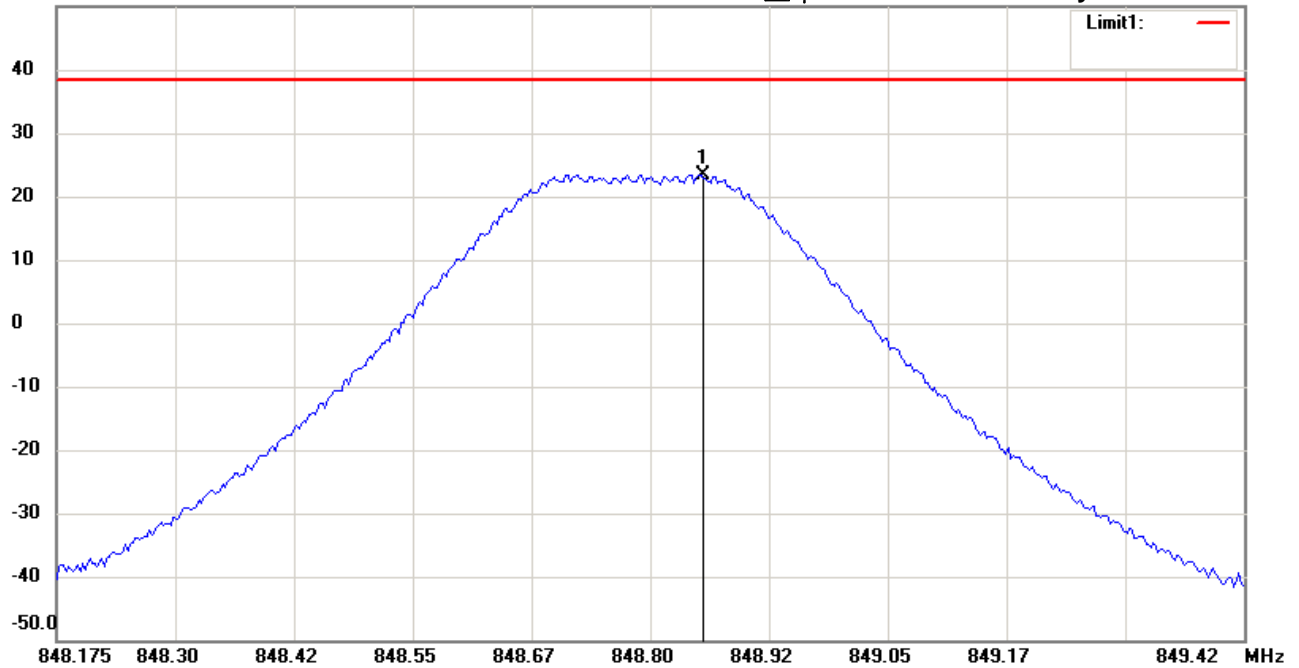
Date: 2015/7/28

Temperature:27.8 °C

50.0 dBm

Time: 上午 11:52:17

Humidity:63.4 %



Site : Chamber

Condition : FCC\_part 22 POWER

EUT : W6M21507-15160

M/N:

Test Mode : GSM850 CH251

Note :

Polarization: *Horizontal*

Power : 120 Va.c.

Distance: 3m

Mk.	Frequency (MHz)	Reading (dBm)	Detector	Corr. factor (dB)	Result (dBm)	Limit (dBm)	Ant.Pos (cm)	Tab.Pos (deg.)	Margin (dB)	Comment
*	848.8540	-10.89	peak	34.33	23.44	38.45	150	195	-15.01	

\*:Maximum data    x:Over limit    !:over margin



Radiated Emission Measurement

Operator: Kent

File :POWER

Data :#2

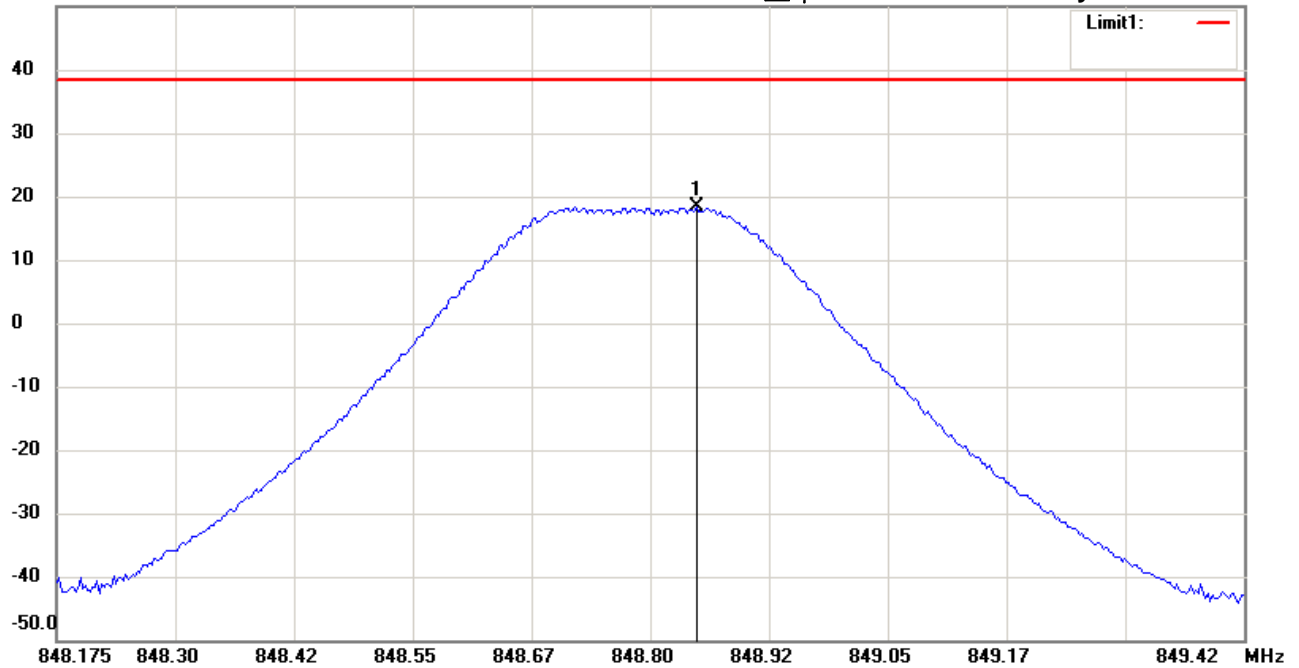
Date: 2015/7/28

Temperature:27.8 °C

50.0 dBm

Time: 上午 11:54:03

Humidity:63.4 %



Site : Chamber

Condition : FCC\_part 22 POWER

EUT : W6M21507-15160

M/N:

Test Mode : GSM850 CH251

Note :

Polarization: *Vertical*

Power : 120 Va.c.

Distance: 3m

Mk.	Frequency (MHz)	Reading (dBm)	Detector	Corr. factor (dB)	Result (dBm)	Limit (dBm)	Ant.Pos (cm)	Tab.Pos (deg.)	Margin (dB)	Comment
*	848.8488	-15.85	peak	34.17	18.32	38.45	150	35	-20.13	

\*:Maximum data    x:Over limit    !:over margin



**Radiated Emission Measurement**

Operator: Kent

File :POWER

Data :#1

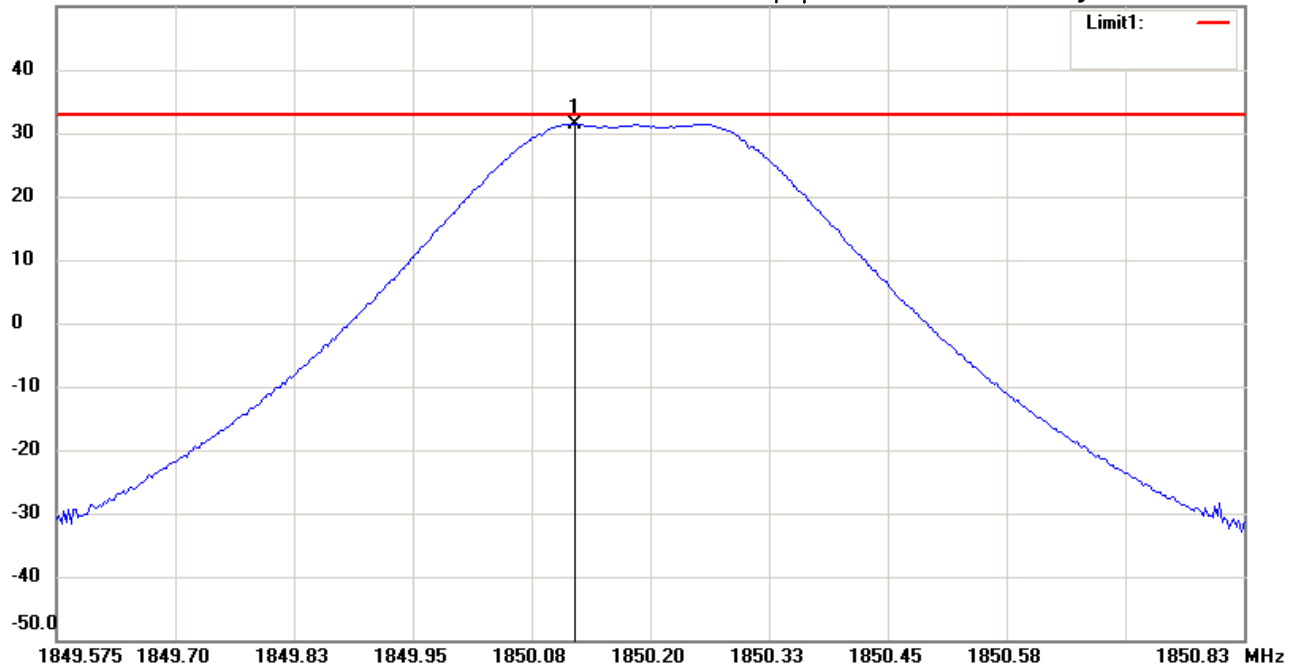
Date: 2015/7/28

Temperature:27.8 °C

50.0 dBm

Time: 下午 02:10:44

Humidity:63.4 %



Site : Chamber

Condition : FCC\_part 24 POWER

Polarization: *Horizontal*

EUT : W6M21507-15160

Power : 120 Va.c.

M/N:

Distance: 3m

Test Mode : PCS1900 CH512

Note :

Mk.	Frequency (MHz)	Reading (dBm)	Detector	Corr. factor (dB)	Result (dBm)	Limit (dBm)	Ant.Pos (cm)	Tab.Pos (deg.)	Margin (dB)	Comment
*	1850.121	-12.76	peak	44.16	31.40	33.00	150	265	-1.60	

\*:Maximum data    x:Over limit    !:over margin





**Radiated Emission Measurement**

Operator: Kent

File :POWER

Data :#2

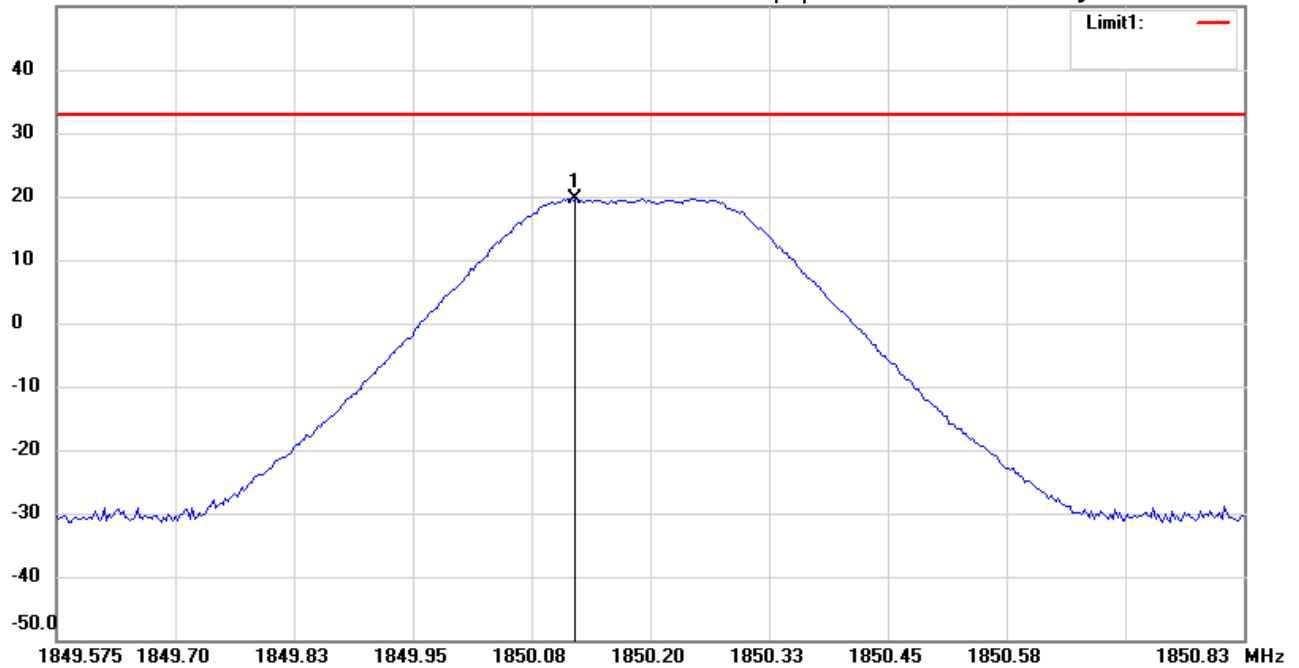
Date: 2015/7/28

Temperature:27.8 °C

50.0 dBm

Time: 下午 02:13:01

Humidity:63.4 %



Site : Chamber

Condition : FCC\_part 24 POWER

EUT : W6M21507-15160

M/N:

Test Mode : PCS1900 CH512

Note :

Polarization: *Vertical*

Power : 120 Va.c.

Distance: 3m

Mk.	Frequency (MHz)	Reading (dBm)	Detector	Corr. factor (dB)	Result (dBm)	Limit (dBm)	Ant.Pos (cm)	Tab.Pos (deg.)	Margin (dB)	Comment
*	1850.121	-25.68	peak	45.39	19.71	33.00	150	240	-13.29	

\*:Maximum data    x:Over limit    !:over margin



Radiated Emission Measurement

Operator: Kent

File :POWER

Data :#1

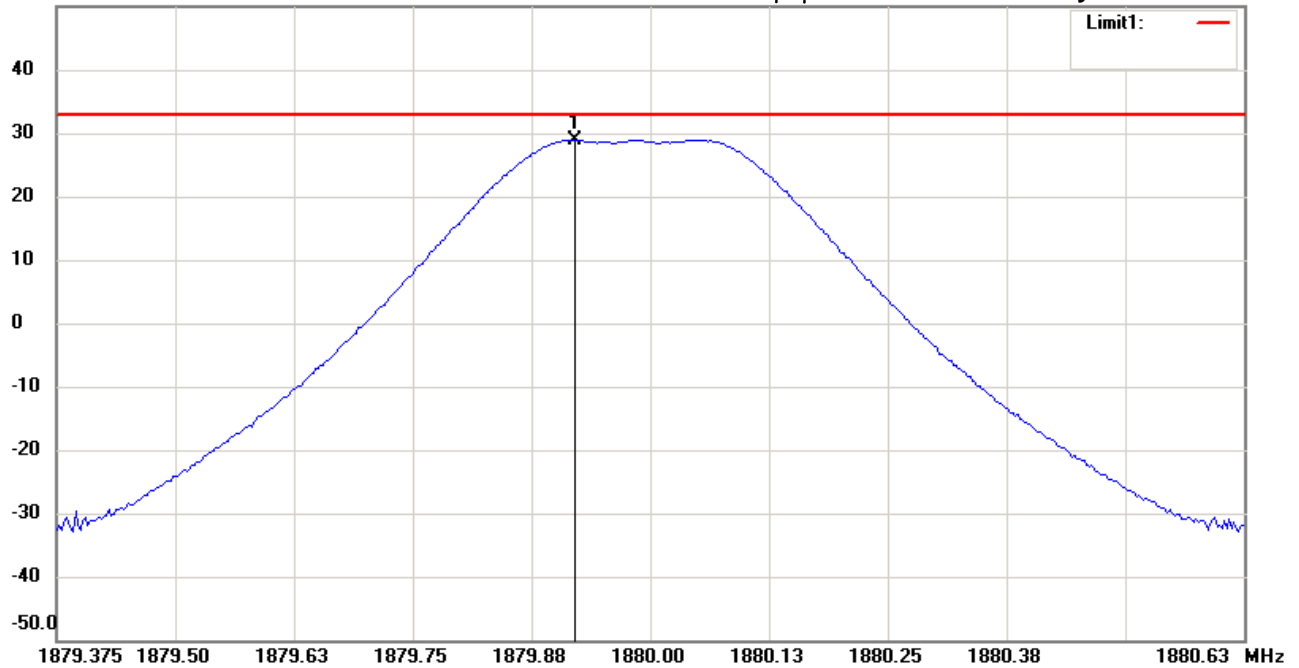
Date: 2015/7/28

Temperature:27.8 °C

50.0 dBm

Time: 下午 02:16:50

Humidity:63.4 %



Site : Chamber

Condition : FCC\_part 24 POWER

EUT : W6M21507-15160

M/N:

Test Mode : PCS1900 CH661

Note :

Polarization: *Horizontal*

Power : 120 Va.c.

Distance: 3m

Mk.	Frequency (MHz)	Reading (dBm)	Detector	Corr. factor (dB)	Result (dBm)	Limit (dBm)	Ant.Pos (cm)	Tab.Pos (deg.)	Margin (dB)	Comment
*	1879.919	-15.22	peak	44.17	28.95	33.00	150	245	-4.05	

\*:Maximum data    x:Over limit    !:over margin



Radiated Emission Measurement

Operator: Kent

File :POWER

Data :#2

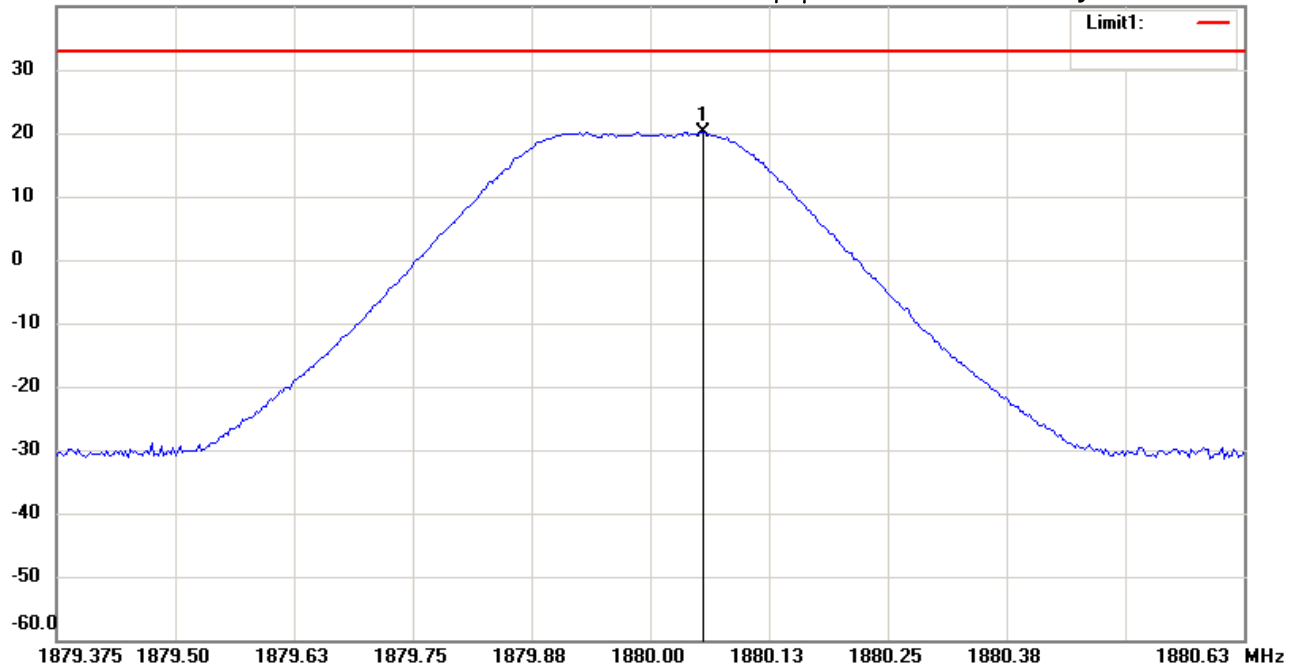
Date: 2015/7/28

Temperature:27.8 °C

40.0 dBm

Time: 下午 02:19:45

Humidity:63.4 %



Site : Chamber

Condition : FCC\_part 24 POWER

EUT : W6M21507-15160

M/N:

Test Mode : PCS1900 CH661

Note :

Polarization: *Vertical*

Power : 120 Va.c.

Distance: 3m

Mk.	Frequency (MHz)	Reading (dBm)	Detector	Corr. factor (dB)	Result (dBm)	Limit (dBm)	Ant.Pos (cm)	Tab.Pos (deg.)	Margin (dB)	Comment
*	1880.054	-25.30	peak	45.49	20.19	33.00	150	265	-12.81	

\*:Maximum data    x:Over limit    !:over margin



Radiated Emission Measurement

Operator: Kent

File :POWER

Data :#1

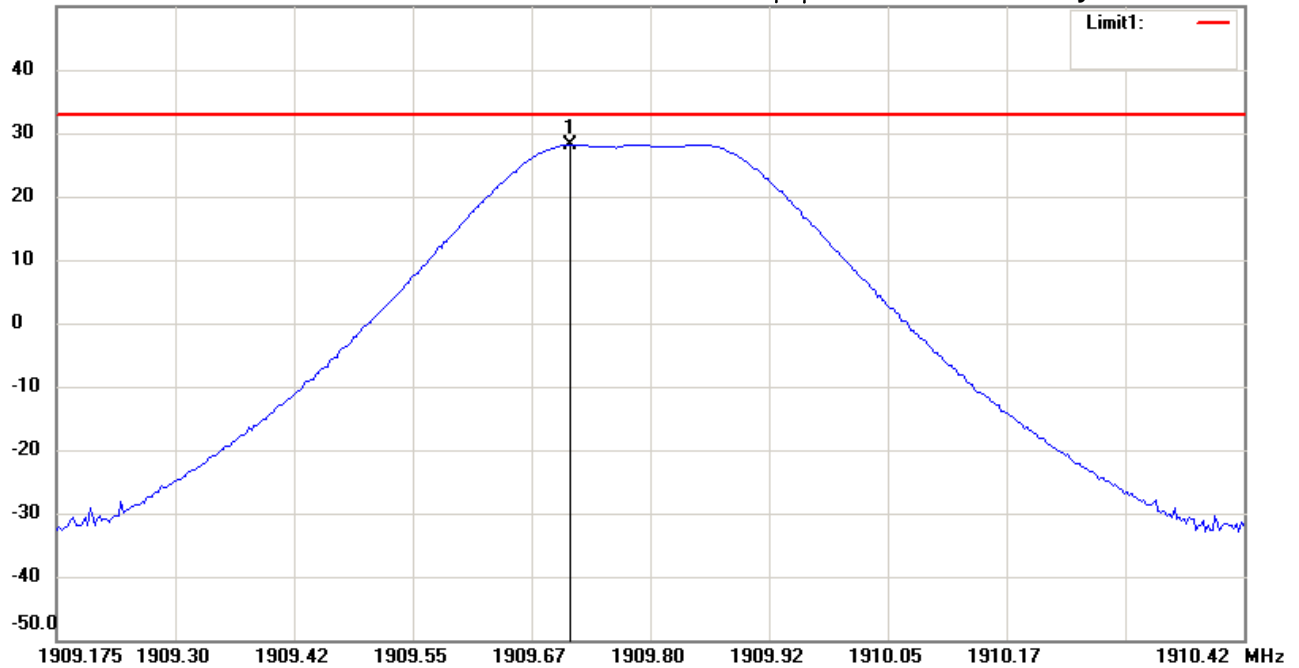
Date: 2015/7/28

Temperature:27.8 °C

50.0 dBm

Time: 下午 02:23:45

Humidity:63.4 %



Site : Chamber

Condition : FCC\_part 24 POWER

EUT : W6M21507-15160

M/N:

Test Mode : PCS1900 CH810

Note :

Polarization: *Horizontal*

Power : 120 Va.c.

Distance: 3m

Mk.	Frequency (MHz)	Reading (dBm)	Detector	Corr. factor (dB)	Result (dBm)	Limit (dBm)	Ant.Pos (cm)	Tab.Pos (deg.)	Margin (dB)	Comment
*	1909.714	-16.16	peak	44.39	28.23	33.00	150	270	-4.77	

\*:Maximum data    x:Over limit    !:over margin



Radiated Emission Measurement

Operator: Kent

File :POWER

Data :#2

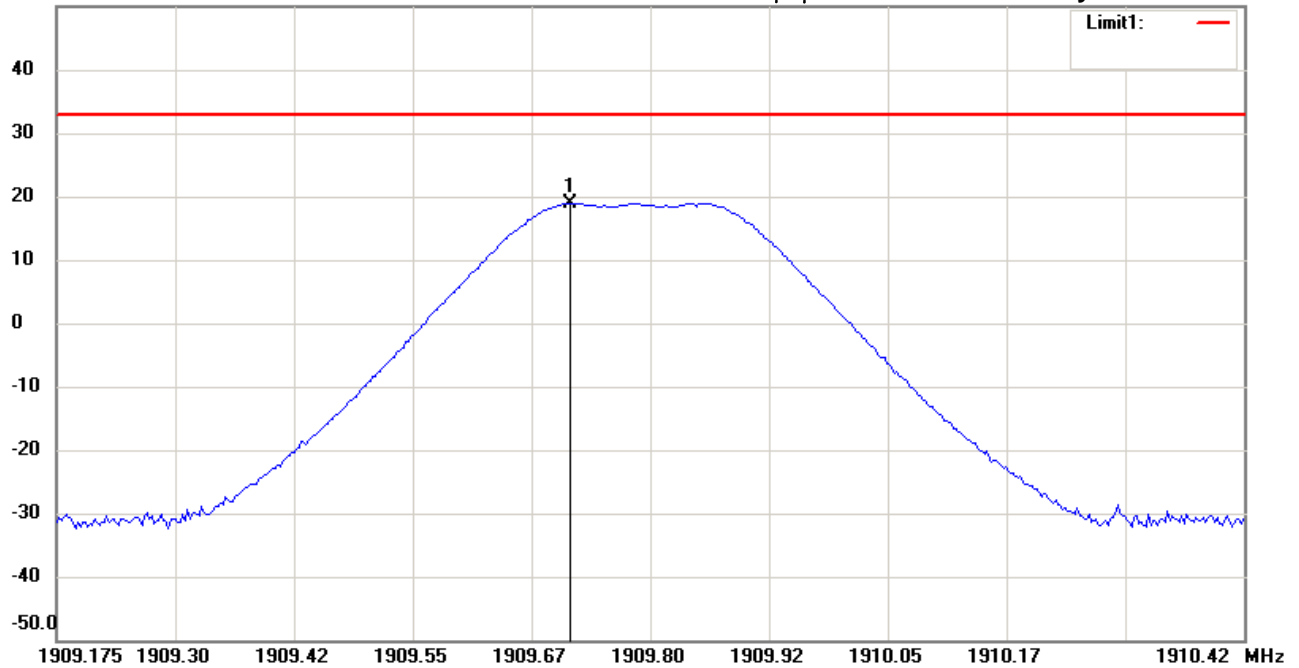
Date: 2015/7/28

Temperature:27.8 °C

50.0 dBm

Time: 下午 02:25:58

Humidity:63.4 %



Site : Chamber

Condition : FCC\_part 24 POWER

EUT : W6M21507-15160

M/N:

Test Mode : PCS1900 CH810

Note :

Polarization: *Vertical*

Power : 120 Va.c.

Distance: 3m

Mk.	Frequency (MHz)	Reading (dBm)	Detector	Corr. factor (dB)	Result (dBm)	Limit (dBm)	Ant.Pos (cm)	Tab.Pos (deg.)	Margin (dB)	Comment
*	1909.716	-26.91	peak	45.85	18.94	33.00	150	180	-14.06	

\*:Maximum data    x:Over limit    !:over margin



Radiated Emission Measurement

Operator: Kent

File :POWER

Data :#1

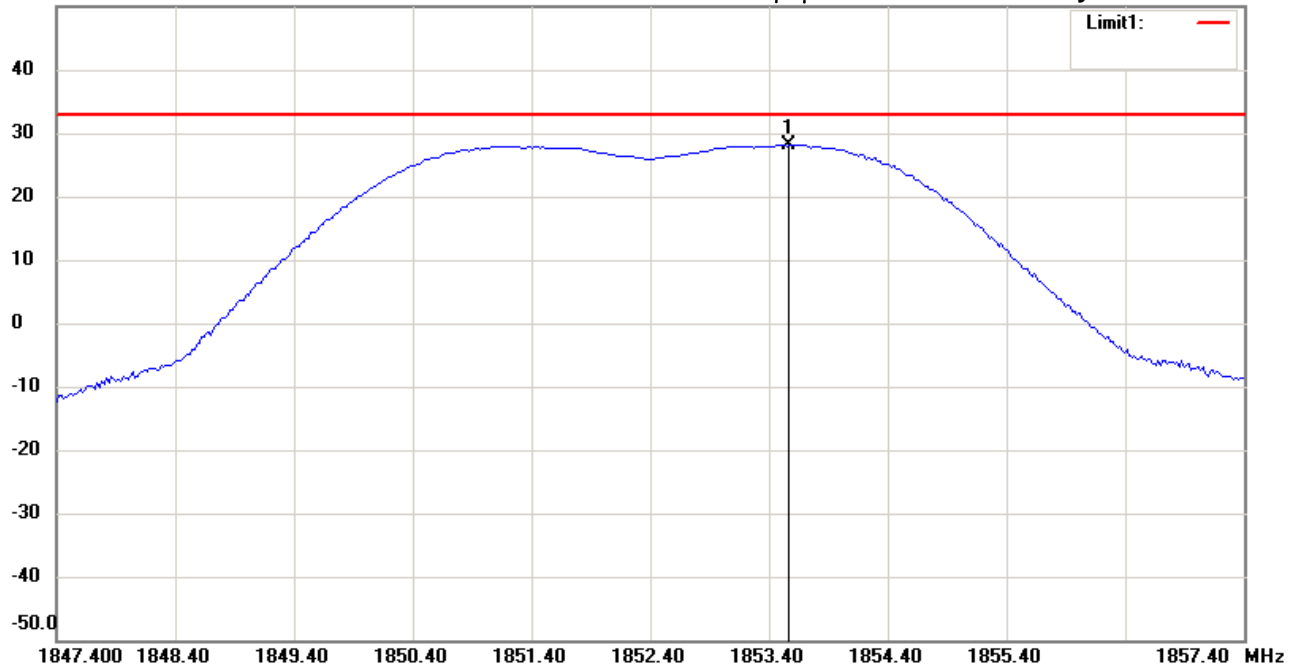
Date: 2015/7/28

Temperature:27.8 °C

50.0 dBm

Time: 下午 01:47:41

Humidity:63.4 %



Site : Chamber

Condition : FCC\_part 24 POWER

EUT : W6M21507-15160

M/N:

Test Mode : BAND2 CH9262

Note :

Polarization: *Horizontal*

Power : 120 Va.c.

Distance: 3m

Mk.	Frequency (MHz)	Reading (dBm)	Detector	Corr. factor (dB)	Result (dBm)	Limit (dBm)	Ant.Pos (cm)	Tab.Pos (deg.)	Margin (dB)	Comment
*	1853.572	-15.99	peak	44.16	28.17	33.00	150	135	-4.83	

\*:Maximum data    x:Over limit    !:over margin



Radiated Emission Measurement

Operator: Kent

File :POWER

Data :#2

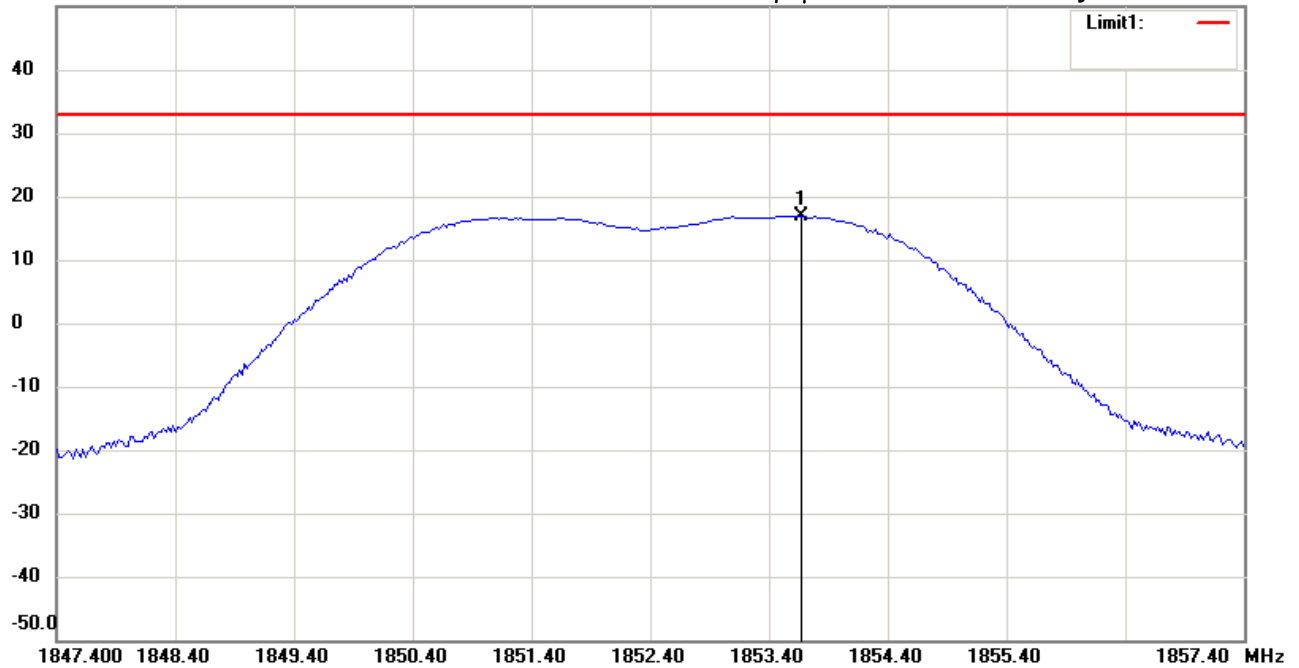
Date: 2015/7/28

Temperature:27.8 °C

50.0 dBm

Time: 下午 01:49:08

Humidity:63.4 %



Site : Chamber

Condition : FCC\_part 24 POWER

EUT : W6M21507-15160

M/N:

Test Mode : BAND2 CH9262

Note :

Polarization: *Vertical*

Power : 120 Va.c.

Distance: 3m

Mk.	Frequency (MHz)	Reading (dBm)	Detector	Corr. factor (dB)	Result (dBm)	Limit (dBm)	Ant.Pos (cm)	Tab.Pos (deg.)	Margin (dB)	Comment
*	1853.653	-28.44	peak	45.40	16.96	33.00	150	195	-16.04	

\*:Maximum data    x:Over limit    !:over margin



Radiated Emission Measurement

Operator: Kent

File :POWER

Data :#1

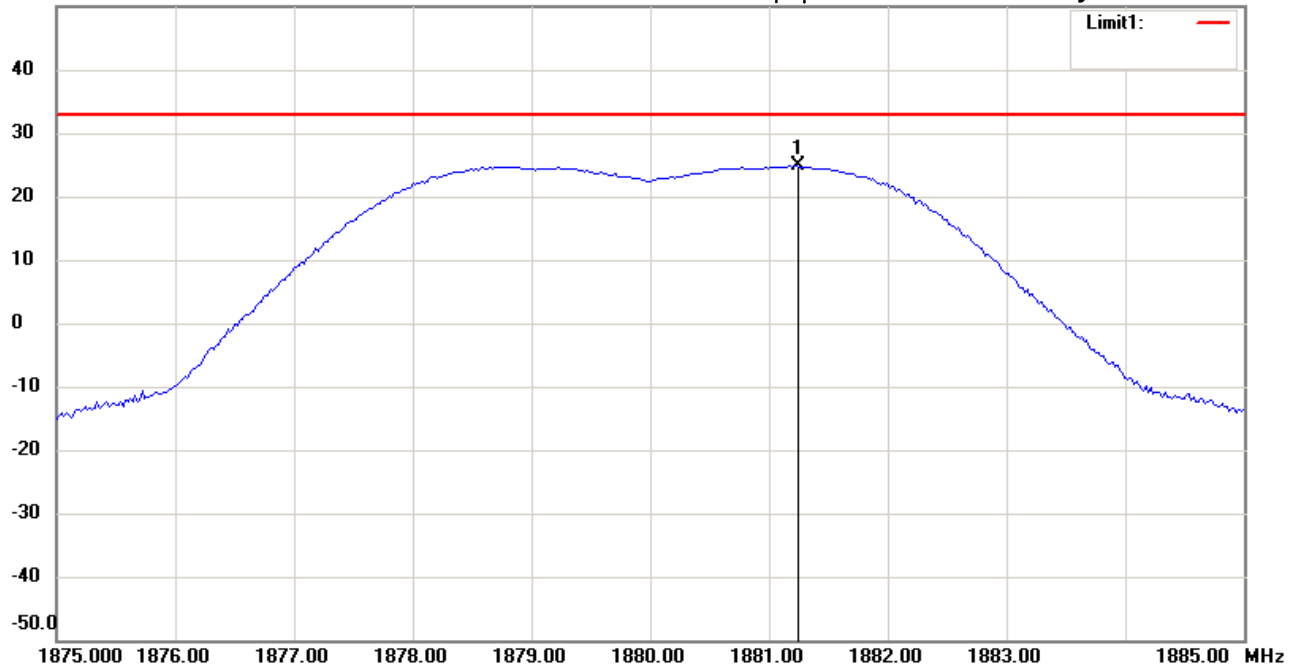
Date: 2015/7/28

Temperature:27.8 °C

50.0 dBm

Time: 下午 01:53:24

Humidity:63.4 %



Site : Chamber

Condition : FCC\_part 24 POWER

EUT : W6M21507-15160

M/N:

Test Mode : BAND2 CH9440

Note :

Polarization: *Horizontal*

Power : 120 Va.c.

Distance: 3m

Mk.	Frequency (MHz)	Reading (dBm)	Detector	Corr. factor (dB)	Result (dBm)	Limit (dBm)	Ant.Pos (cm)	Tab.Pos (deg.)	Margin (dB)	Comment
*	1881.233	-19.33	peak	44.17	24.84	33.00	150	235	-8.16	

\*:Maximum data    x:Over limit    !:over margin





Radiated Emission Measurement

Operator: Kent

File :POWER

Data :#2

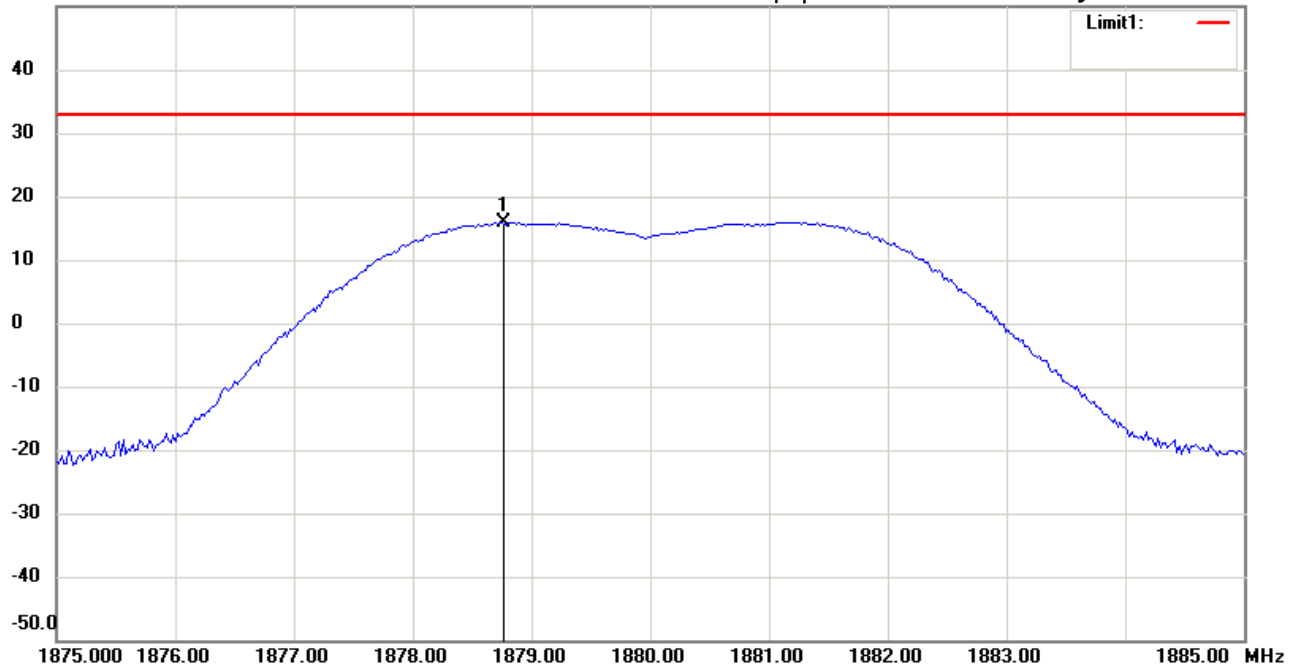
Date: 2015/7/28

Temperature:27.8 °C

50.0 dBm

Time: 下午 01:54:52

Humidity:63.4 %



Site : Chamber

Condition : FCC\_part 24 POWER

Polarization: *Vertical*

EUT : W6M21507-15160

Power : 120 Va.c.

M/N:

Distance: 3m

Test Mode : BAND2 CH9440

Note :

Mk.	Frequency (MHz)	Reading (dBm)	Detector	Corr. factor (dB)	Result (dBm)	Limit (dBm)	Ant.Pos (cm)	Tab.Pos (deg.)	Margin (dB)	Comment
*	1878.748	-29.57	peak	45.49	15.92	33.00	150	75	-17.08	

\*:Maximum data    x:Over limit    !:over margin



Radiated Emission Measurement

Operator: Kent

File :POWER

Data :#1

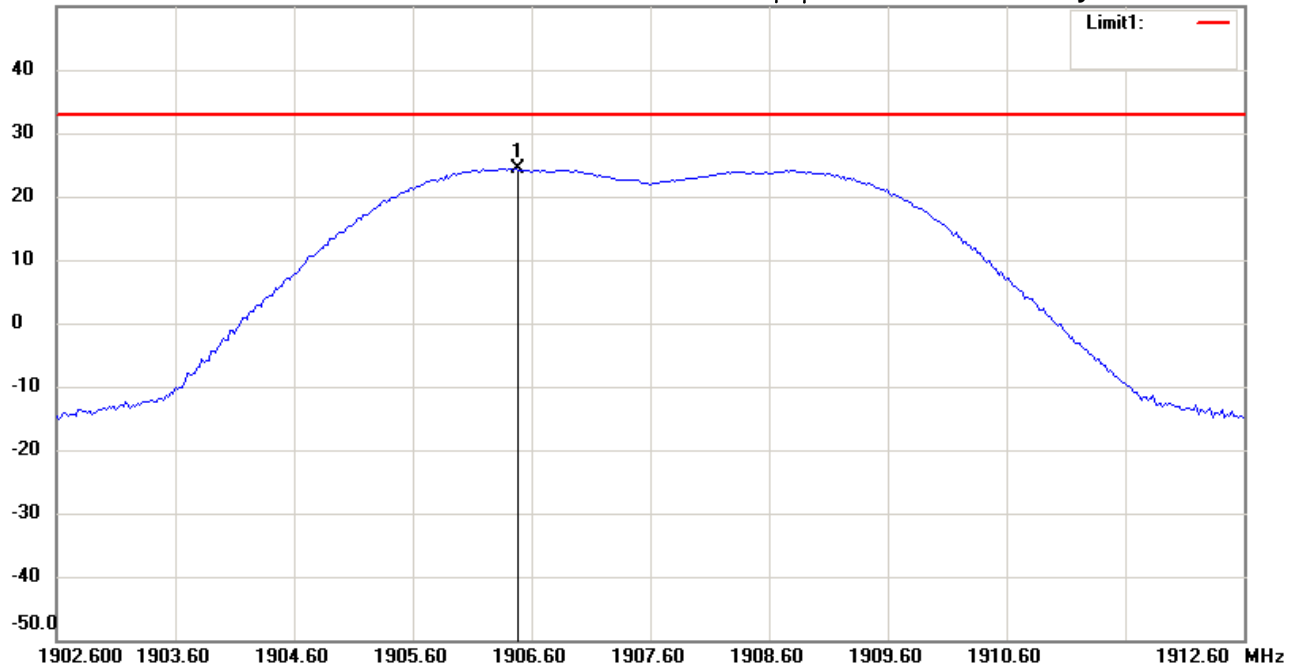
Date: 2015/7/28

Temperature:27.8 °C

50.0 dBm

Time: 下午 01:59:12

Humidity:63.4 %



Site : Chamber

Condition : FCC\_part 24 POWER

EUT : W6M21507-15160

M/N:

Test Mode : BAND2 CH9538

Note :

Polarization: *Horizontal*

Power : 120 Va.c.

Distance: 3m

Mk.	Frequency (MHz)	Reading (dBm)	Detector	Corr. factor (dB)	Result (dBm)	Limit (dBm)	Ant.Pos (cm)	Tab.Pos (deg.)	Margin (dB)	Comment
*	1906.468	-19.94	peak	44.32	24.38	33.00	150	245	-8.62	

\*:Maximum data    x:Over limit    !:over margin



**Radiated Emission Measurement**

Operator: Kent

File :POWER

Data :#2

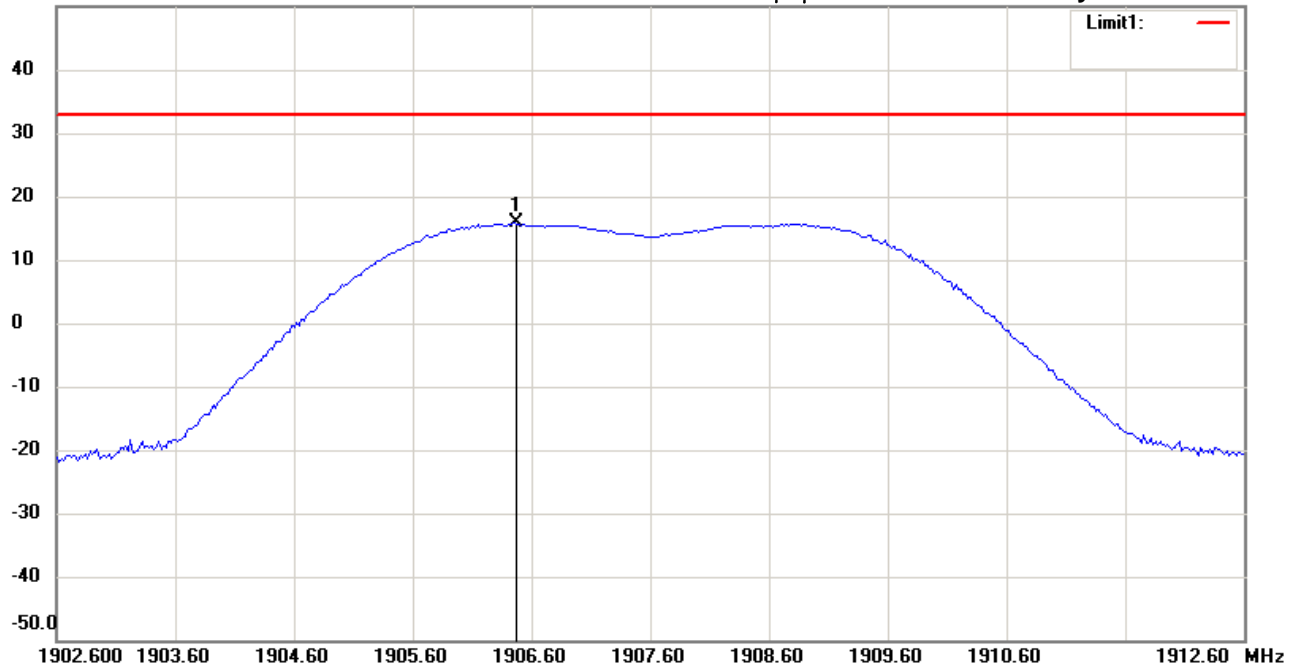
Date: 2015/7/28

Temperature:27.8 °C

50.0 dBm

Time: 下午 02:00:34

Humidity:63.4 %



Site : Chamber

Condition : FCC\_part 24 POWER

Polarization: *Vertical*

EUT : W6M21507-15160

Power : 120 Va.c.

M/N:

Distance: 3m

Test Mode : BAND2 CH9538

Note :

Mk.	Frequency (MHz)	Reading (dBm)	Detector	Corr. factor (dB)	Result (dBm)	Limit (dBm)	Ant.Pos (cm)	Tab.Pos (deg.)	Margin (dB)	Comment
*	1906.448	-29.98	peak	45.75	15.77	33.00	150	335	-17.23	

\*:Maximum data    x:Over limit    !:over margin



Radiated Emission Measurement

Operator: Kent

File :POWER

Data :#1

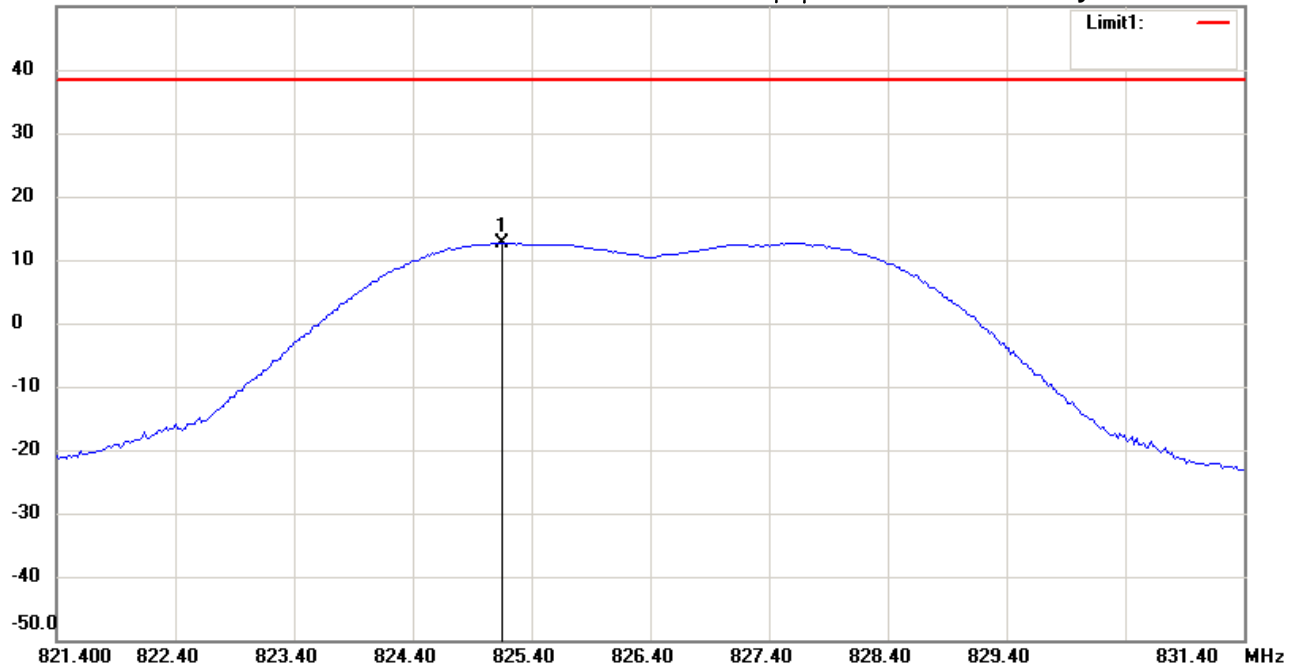
Date: 2015/7/28

Temperature:27.8 °C

50.0 dBm

Time: 下午 01:17:26

Humidity:63.4 %



Site : Chamber

Condition : FCC\_part 22 POWER

EUT : W6M21507-15160

M/N:

Test Mode : BAND5 CH4132

Note :

Polarization: *Horizontal*

Power : 120 Va.c.

Distance: 3m

Mk.	Frequency (MHz)	Reading (dBm)	Detector	Corr. factor (dB)	Result (dBm)	Limit (dBm)	Ant.Pos (cm)	Tab.Pos (deg.)	Margin (dB)	Comment
*	825.1475	-20.86	peak	33.52	12.66	38.45	150	345	-25.79	

\*:Maximum data    x:Over limit    !:over margin



Radiated Emission Measurement

Operator: Kent

File :POWER

Data :#2

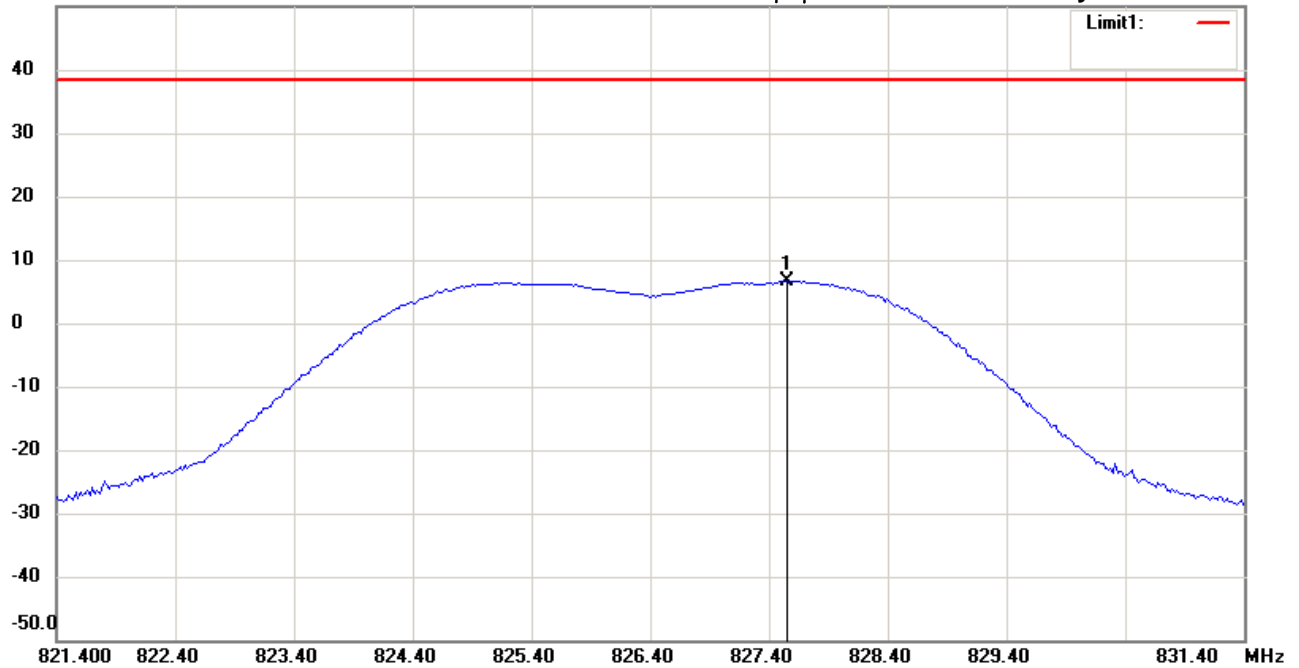
Date: 2015/7/28

Temperature:27.8 °C

50.0 dBm

Time: 下午 01:19:02

Humidity:63.4 %



Site : Chamber

Condition : FCC\_part 22 POWER

EUT : W6M21507-15160

M/N:

Test Mode : BAND5 CH4132

Note :

Polarization: *Vertical*

Power : 120 Va.c.

Distance: 3m

Mk.	Frequency (MHz)	Reading (dBm)	Detector	Corr. factor (dB)	Result (dBm)	Limit (dBm)	Ant.Pos (cm)	Tab.Pos (deg.)	Margin (dB)	Comment
*	827.5523	-26.91	peak	33.52	6.61	38.45	150	40	-31.84	

\*:Maximum data    x:Over limit    !:over margin



Radiated Emission Measurement

Operator: Kent

File :POWER

Data :#1

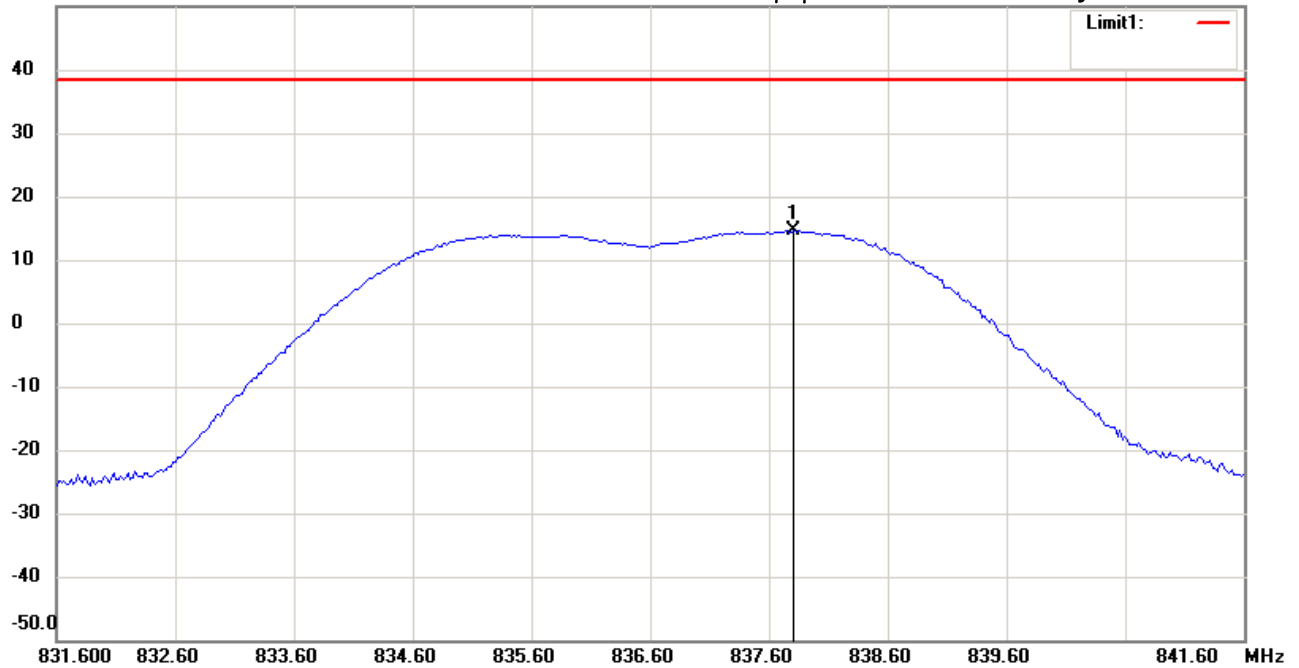
Date: 2015/7/28

Temperature:27.8 °C

50.0 dBm

Time: 下午 01:24:32

Humidity:63.4 %



Site : Chamber

Condition : FCC\_part 22 POWER

EUT : W6M21507-15160

M/N:

Test Mode : BAND5 CH4183

Note :

Polarization: *Horizontal*

Power : 120 Va.c.

Distance: 3m

Mk.	Frequency (MHz)	Reading (dBm)	Detector	Corr. factor (dB)	Result (dBm)	Limit (dBm)	Ant.Pos (cm)	Tab.Pos (deg.)	Margin (dB)	Comment
*	837.8124	-19.41	peak	33.95	14.54	38.45	150	205	-23.91	

\*:Maximum data    x:Over limit    !:over margin



Radiated Emission Measurement

Operator: Kent

File :POWER

Data :#2

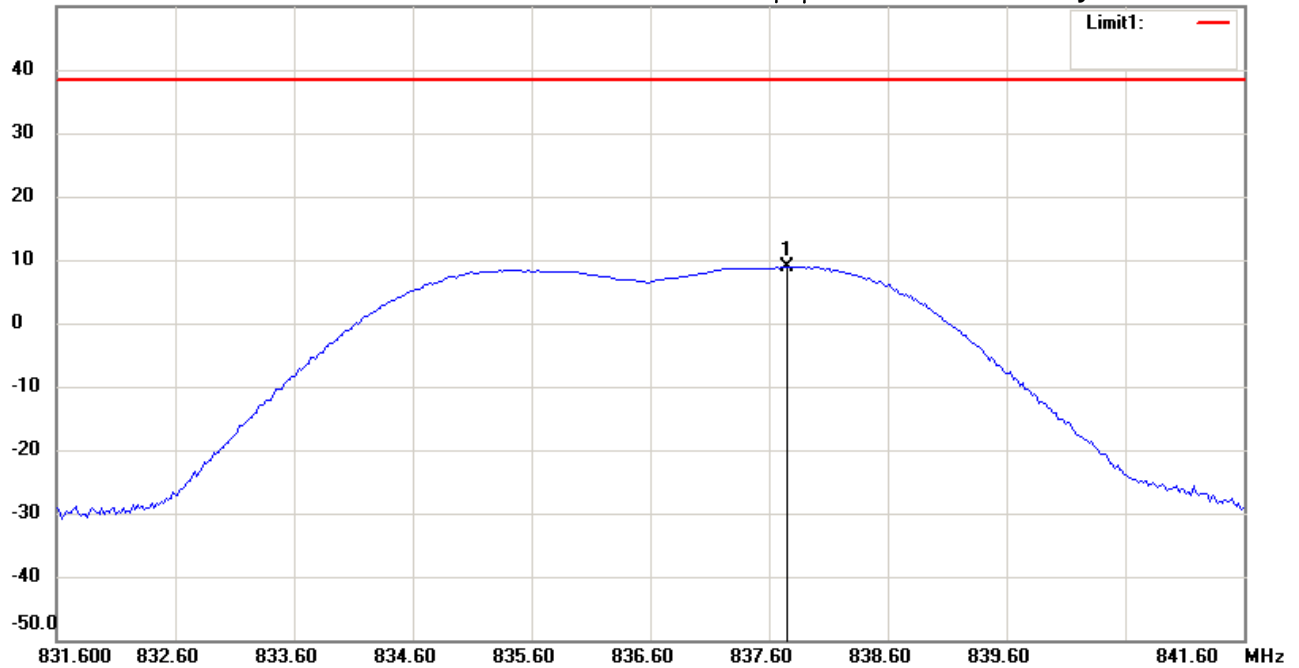
Date: 2015/7/28

Temperature:27.8 °C

50.0 dBm

Time: 下午 01:25:54

Humidity:63.4 %



Site : Chamber

Condition : FCC\_part 22 POWER

EUT : W6M21507-15160

M/N:

Test Mode : BAND5 CH4183

Note :

Polarization: *Vertical*

Power : 120 Va.c.

Distance: 3m

Mk.	Frequency (MHz)	Reading (dBm)	Detector	Corr. factor (dB)	Result (dBm)	Limit (dBm)	Ant.Pos (cm)	Tab.Pos (deg.)	Margin (dB)	Comment
*	837.7523	-24.87	peak	33.83	8.96	38.45	150	50	-29.49	

\*:Maximum data    x:Over limit    !:over margin



Radiated Emission Measurement

Operator: Kent

File :POWER

Data :#1

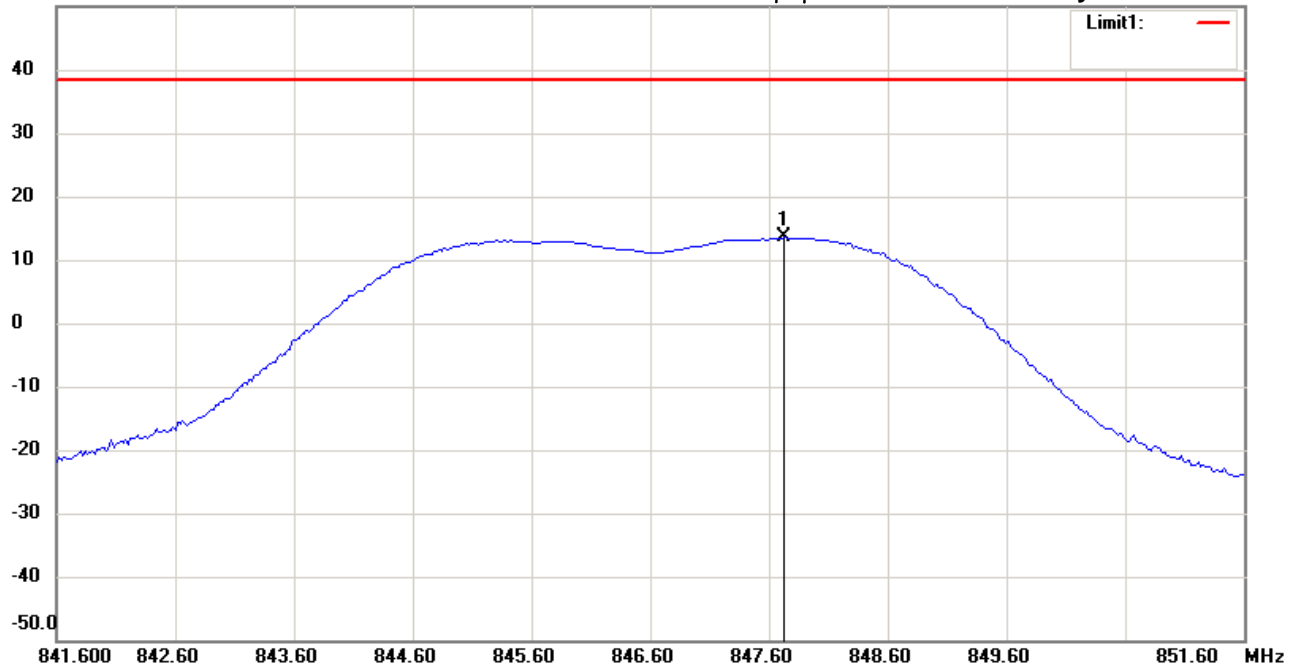
Date: 2015/7/28

Temperature:27.8 °C

50.0 dBm

Time: 下午 01:32:41

Humidity:63.4 %



Site : Chamber

Condition : FCC\_part 22 POWER

EUT : W6M21507-15160

M/N:

Test Mode : BAND5 CH4233

Note :

Polarization: *Horizontal*

Power : 120 Va.c.

Distance: 3m

Mk.	Frequency (MHz)	Reading (dBm)	Detector	Corr. factor (dB)	Result (dBm)	Limit (dBm)	Ant.Pos (cm)	Tab.Pos (deg.)	Margin (dB)	Comment
*	847.7323	-20.75	peak	34.29	13.54	38.45	150	330	-24.91	

\*:Maximum data    x:Over limit    !:over margin





Radiated Emission Measurement

Operator: Kent

File :POWER

Data :#2

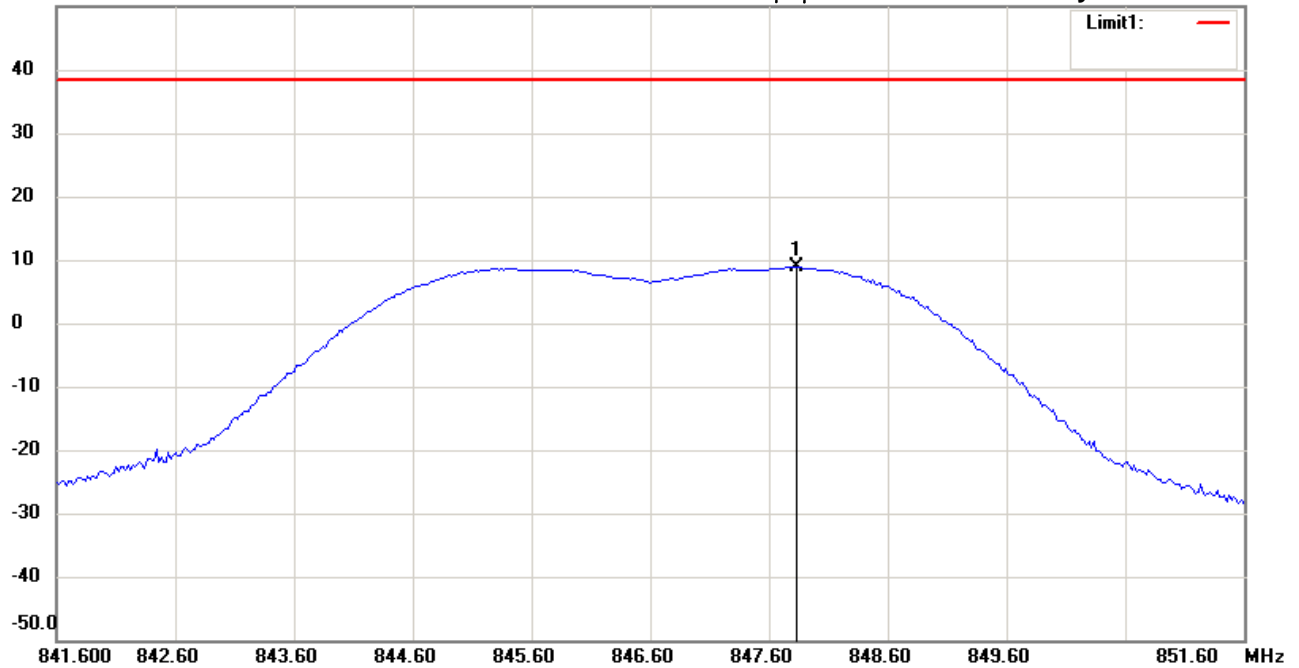
Date: 2015/7/28

Temperature:27.8 °C

50.0 dBm

Time: 下午 01:40:25

Humidity:63.4 %



Site : Chamber

Condition : FCC\_part 22 POWER

EUT : W6M21507-15160

M/N:

Test Mode : BAND5 CH4233

Note :


Polarization: *Vertical*

Power : 120 Va.c.

Distance: 3m

Mk.	Frequency (MHz)	Reading (dBm)	Detector	Corr. factor (dB)	Result (dBm)	Limit (dBm)	Ant.Pos (cm)	Tab.Pos (deg.)	Margin (dB)	Comment
*	847.8325	-25.25	peak	34.14	8.89	38.45	150	145	-29.56	

\*:Maximum data    x:Over limit    !:over margin



***Worldwide Testing Services(Taiwan) Co., Ltd.***

---

Filed Strength of Spurious Emission



**Radiated Emission Measurement**

Operator: Kent

File :1

Data :#1

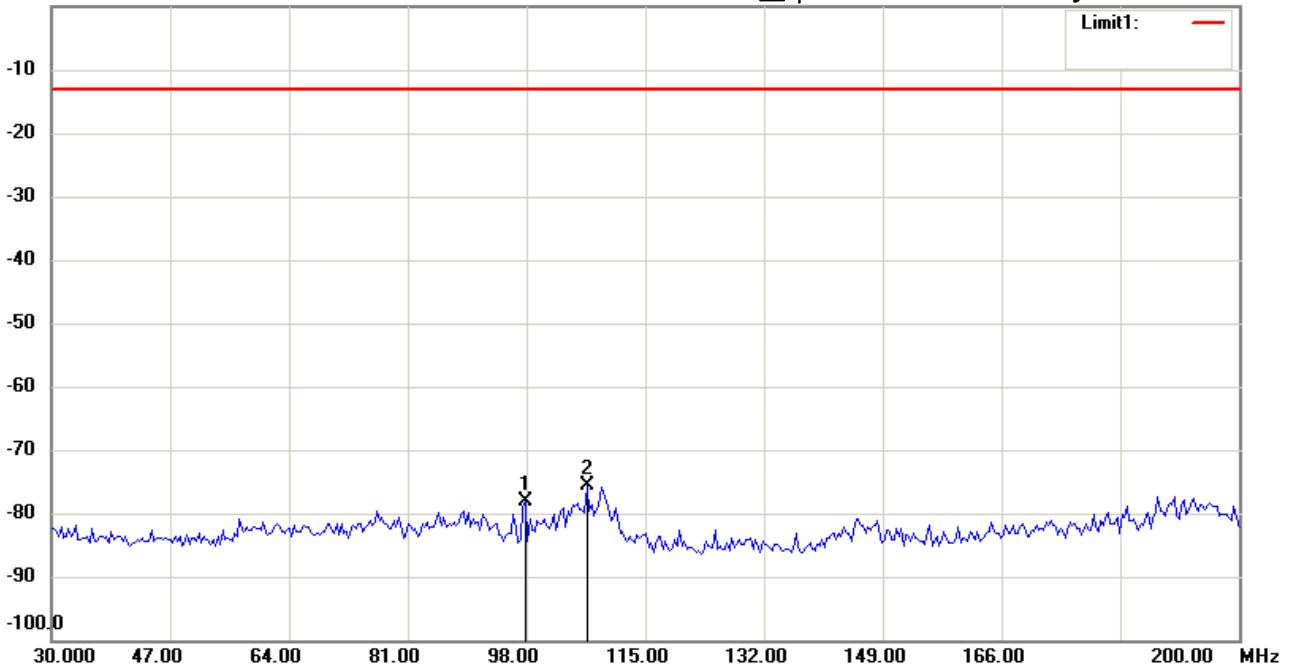
Date: 2015/7/28

Temperature:27.8 °C

0.0 dBm

Time: 上午 10:25:04

Humidity:63.4 %



Site : Chamber

Condition : FCC\_part 22 (850 band)

EUT : W6M21507-15160

M/N:

Test Mode : ACTIVE GSM850 CH128

Note :

Polarization: *Horizontal*

Power : 120 Va.c.

Distance: 3m

Mk.	Frequency (MHz)	Reading (dBm)	Detector	Corr. factor (dB)	Result (dBm)	Limit (dBm)	Ant.Pos (cm)	Tab.Pos (deg.)	Margin (dB)	Comment
	97.7956	-99.50	peak	21.49	-78.01	-13.00	150	330	-65.01	
*	106.6533	-96.73	peak	21.07	-75.66	-13.00	150	151	-62.66	

\*:Maximum data    x:Over limit    !:over margin



**Radiated Emission Measurement**

Operator: Kent

File :1

Data :#2

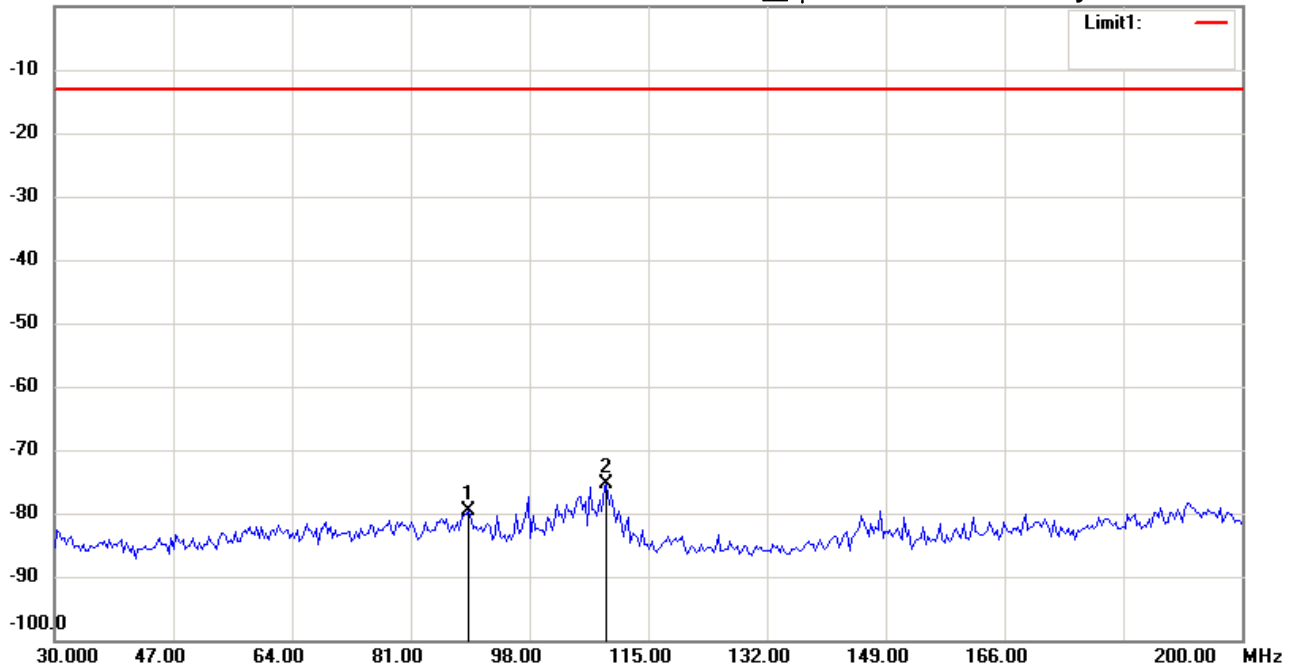
Date: 2015/7/28

Temperature:27.8 °C

0.0 dBm

Time: 上午 10:58:43

Humidity:63.4 %



Site : Chamber

Condition : FCC\_part 22 (850 band)

EUT : W6M21507-15160

M/N:

Test Mode : ACTIVE GSM850 CH128

Note :

Polarization: **Vertical**

Power : 120 Va.c.

Distance: 3m

Mk.	Frequency (MHz)	Reading (dBm)	Detector	Corr. factor (dB)	Result (dBm)	Limit (dBm)	Ant.Pos (cm)	Tab.Pos (deg.)	Margin (dB)	Comment
	89.2786	-101.44	peak	21.75	-79.69	-13.00	150	185	-66.69	
*	109.0381	-96.87	peak	21.43	-75.44	-13.00	150	305	-62.44	

\*:Maximum data    x:Over limit    !:over margin



**Radiated Emission Measurement**

Operator: Kent

File :2

Data :#1

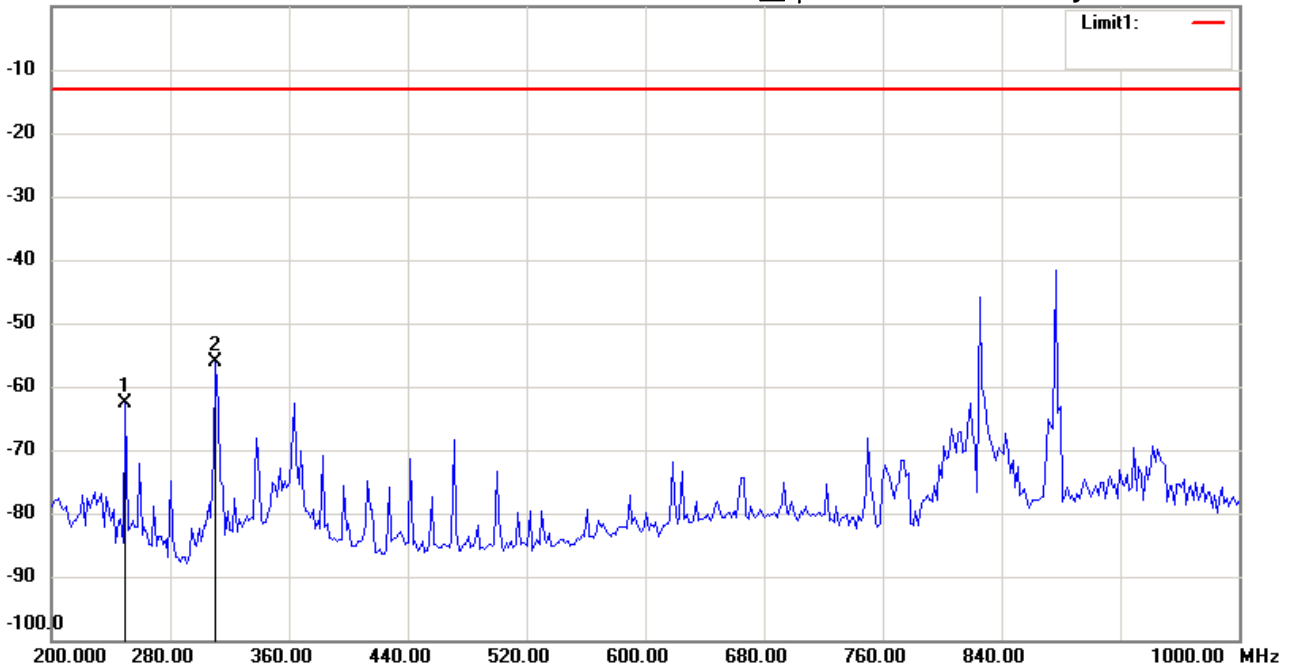
Date: 2015/7/28

Temperature:27.8 °C

0.0 dBm

Time: 上午 08:58:55

Humidity:63.4 %



Site : Chamber

Condition : FCC\_part 22 (850 band)

EUT : W6M21507-15160

M/N:

Test Mode : ACTIVE GSM850 CH128

Note :

Polarization: *Horizontal*

Power : 120 Va.c.

Distance: 3m

Mk.	Frequency (MHz)	Reading (dBm)	Detector	Corr. factor (dB)	Result (dBm)	Limit (dBm)	Ant.Pos (cm)	Tab.Pos (deg.)	Margin (dB)	Comment
	249.6994	-49.34	peak	-13.34	-62.68	-13.00	150	140	-49.68	
*	310.6212	-45.43	peak	-10.65	-56.08	-13.00	150	220	-43.08	

\*:Maximum data    x:Over limit    !:over margin



**Radiated Emission Measurement**

Operator: Kent

File :2

Data :#2

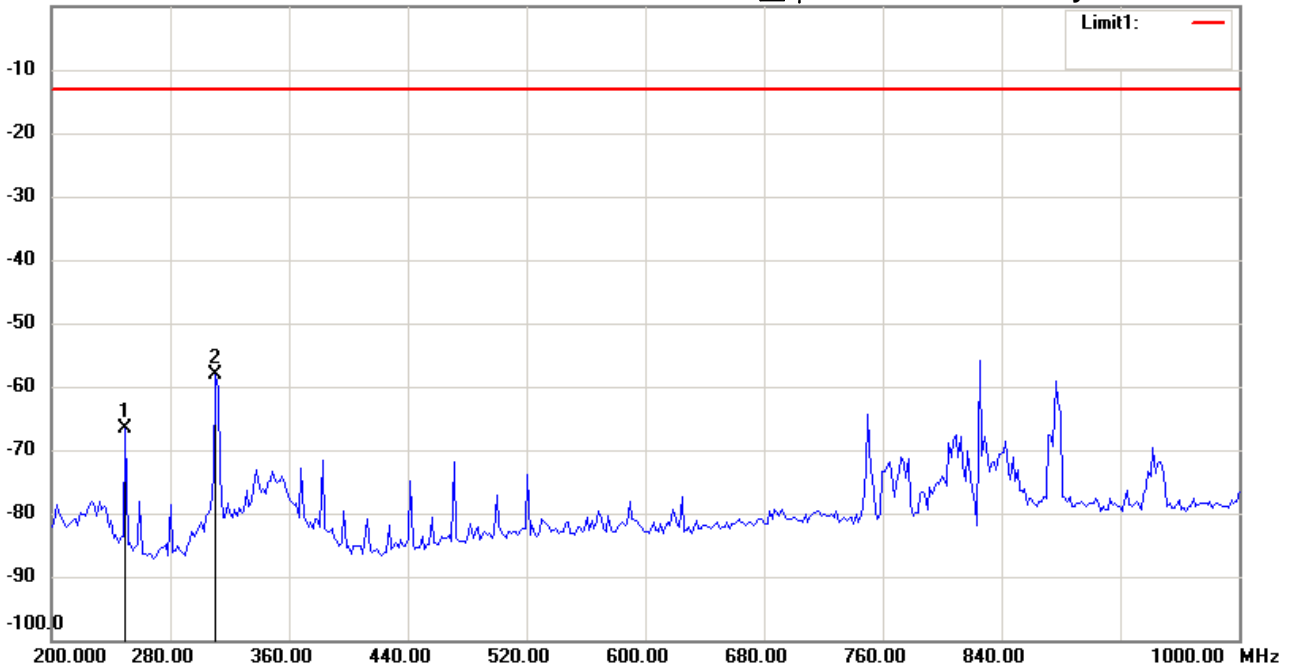
Date: 2015/7/28

Temperature:27.8 °C

0.0 dBm

Time: 上午 09:00:25

Humidity:63.4 %



Site : Chamber

Condition : FCC\_part 22 (850 band)

EUT : W6M21507-15160

M/N:

Test Mode : ACTIVE GSM850 CH128

Note :

Polarization: **Vertical**

Power : 120 Va.c.

Distance: 3m

Mk.	Frequency (MHz)	Reading (dBm)	Detector	Corr. factor (dB)	Result (dBm)	Limit (dBm)	Ant.Pos (cm)	Tab.Pos (deg.)	Margin (dB)	Comment
	249.6994	-54.66	peak	-12.06	-66.72	-13.00	150	195	-53.72	
*	310.6212	-50.14	peak	-8.03	-58.17	-13.00	150	220	-45.17	

\*:Maximum data    x:Over limit    !:over margin



**Radiated Emission Measurement**

Operator: Kent

File :3

Data :#1

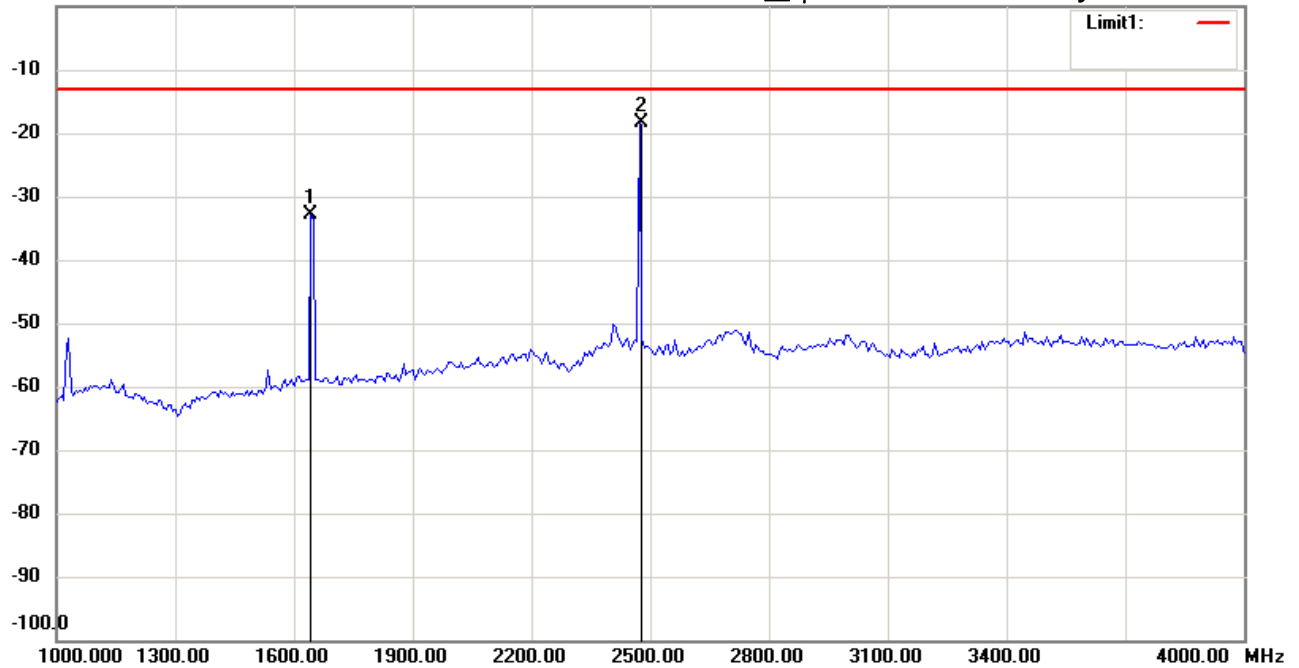
Date: 2015/7/27

Temperature:27.8 °C

0.0 dBm

Time: 上午 09:53:15

Humidity:63.4 %



Site : Chamber

Condition : FCC\_part 22 (850 band)

EUT : W6M21507-15160

M/N:

Test Mode : ACTIVE GSM850 CH128

Note :

Polarization: *Horizontal*

Power : 120 Va.c.

Distance: 3m

Mk.	Frequency (MHz)	Reading (dBm)	Detector	Corr. factor (dB)	Result (dBm)	Limit (dBm)	Ant.Pos (cm)	Tab.Pos (deg.)	Margin (dB)	Comment
	1643.286	-35.71	peak	2.75	-32.96	-13.00	150	220	-19.96	
*	2472.946	-26.61	peak	8.20	-18.41	-13.00	150	185	-5.41	

\*:Maximum data    x:Over limit    !:over margin



**Radiated Emission Measurement**

Operator: Kent

File :3

Data :#4

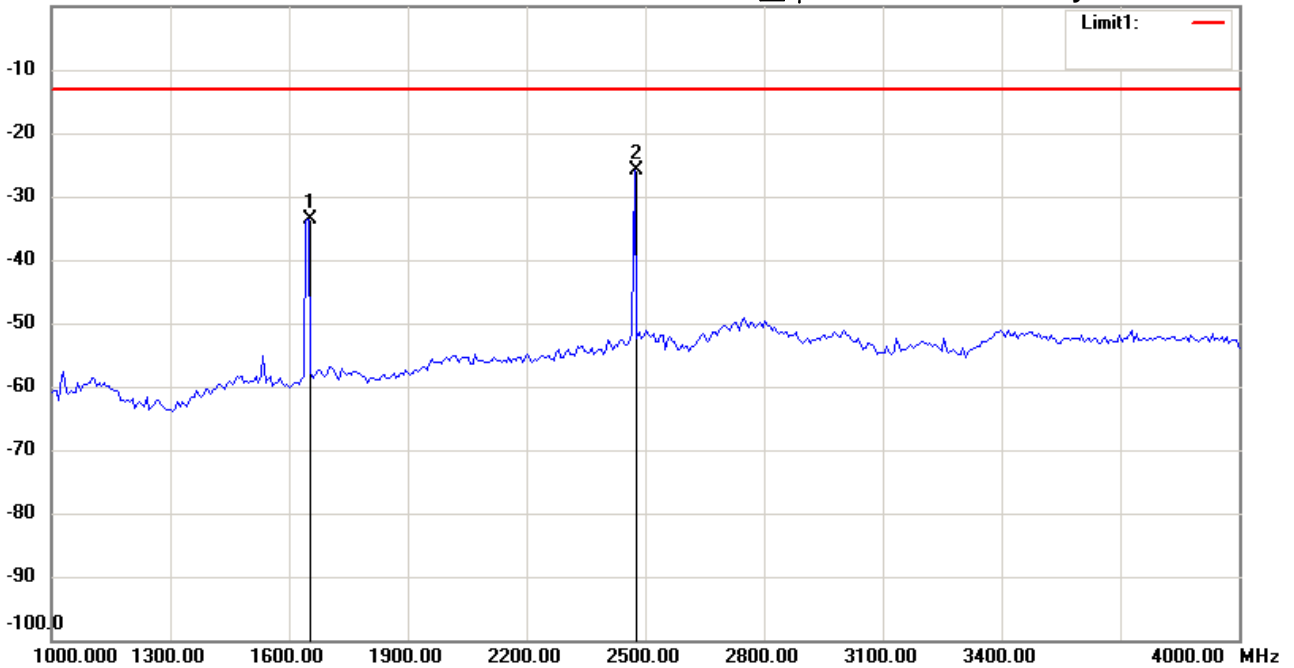
Date: 2015/7/27

Temperature:27.8 °C

0.0 dBm

Time: 上午 09:56:50

Humidity:63.4 %



Site : Chamber

Condition : FCC\_part 22 (850 band)

EUT : W6M21507-15160

M/N:

Test Mode : ACTIVE GSM850 CH128

Note :

Polarization: **Vertical**

Power : 120 Va.c.

Distance: 3m

Mk.	Frequency (MHz)	Reading (dBm)	Detector	Corr. factor (dB)	Result (dBm)	Limit (dBm)	Ant.Pos (cm)	Tab.Pos (deg.)	Margin (dB)	Comment
	1649.299	-36.91	peak	3.25	-33.66	-13.00	150	220	-20.66	
*	2472.946	-35.43	peak	9.45	-25.98	-13.00	150	185	-12.98	

\*:Maximum data    x:Over limit    !:over margin





Radiated Emission Measurement

Operator: Kent

File :3

Data :#2

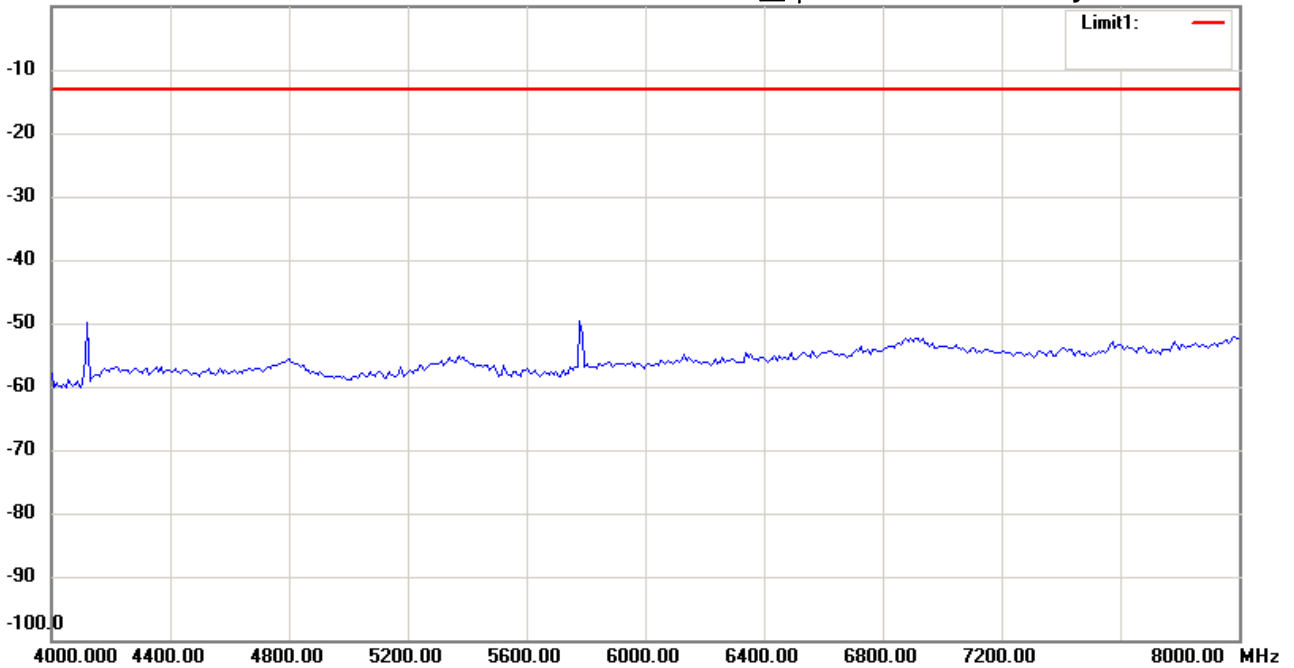
Date: 2015/7/27

Temperature:27.8 °C

0.0 dBm

Time: 上午 09:54:10

Humidity:63.4 %



Site : Chamber

Condition : FCC\_part 22 (850 band)

EUT : W6M21507-15160

M/N:

Test Mode : ACTIVE GSM850 CH128

Note :

Polarization: *Horizontal*

Power : 120 Va.c.

Distance: 3m

Mk.	Frequency (MHz)	Reading (dBm)	Detector	Corr. factor (dB)	Result (dBm)	Limit (dBm)	Ant.Pos (cm)	Tab.Pos (deg.)	Margin (dB)	Comment
-----	-----------------	---------------	----------	-------------------	--------------	-------------	--------------	----------------	-------------	---------

\*:Maximum data    x:Over limit    !:over margin



Radiated Emission Measurement

Operator: Kent

File :3

Data :#5

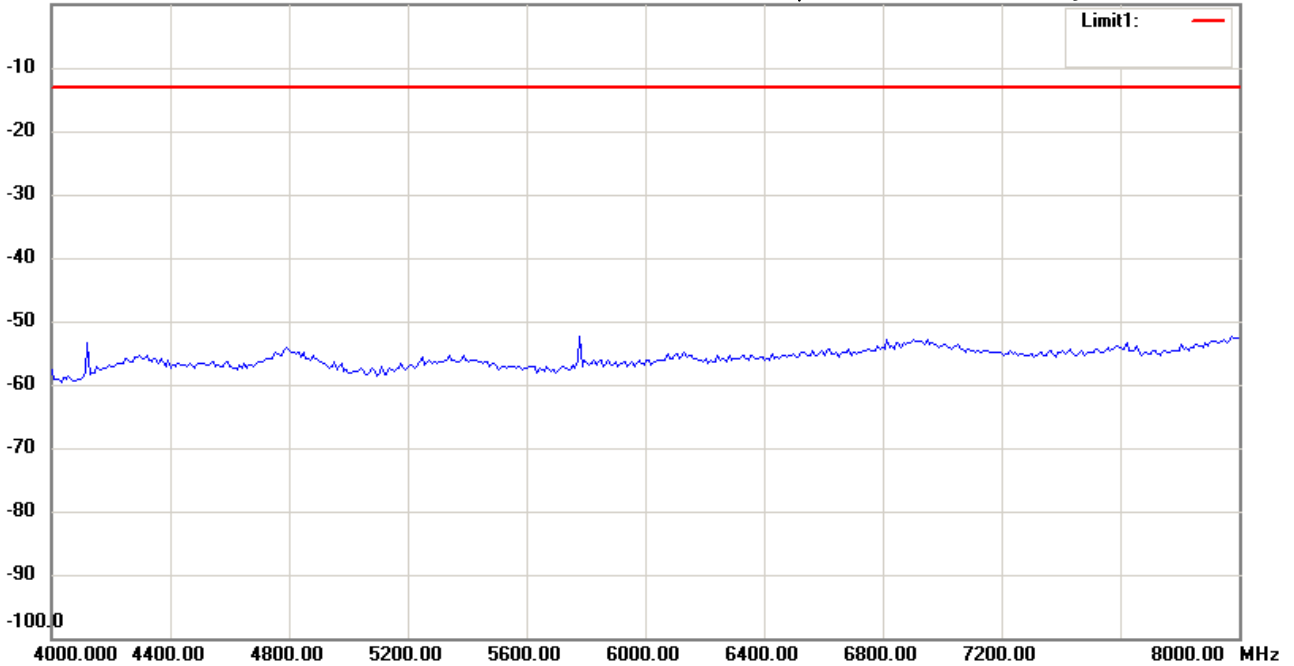
Date: 2015/7/27

Temperature:27.8 °C

0.0 dBm

Time: 上午 09:57:46

Humidity:63.4 %



Site : Chamber

Condition : FCC\_part 22 (850 band)

EUT : W6M21507-15160

M/N:

Test Mode : ACTIVE GSM850 CH128

Note :

Polarization: *Vertical*

Power : 120 Va.c.

Distance: 3m

Mk.	Frequency (MHz)	Reading (dBm)	Detector	Corr. factor (dB)	Result (dBm)	Limit (dBm)	Ant.Pos (cm)	Tab.Pos (deg.)	Margin (dB)	Comment
-----	-----------------	---------------	----------	-------------------	--------------	-------------	--------------	----------------	-------------	---------

\*:Maximum data    x:Over limit    !:over margin



Radiated Emission Measurement

Operator: Kent

File :3

Data :#3

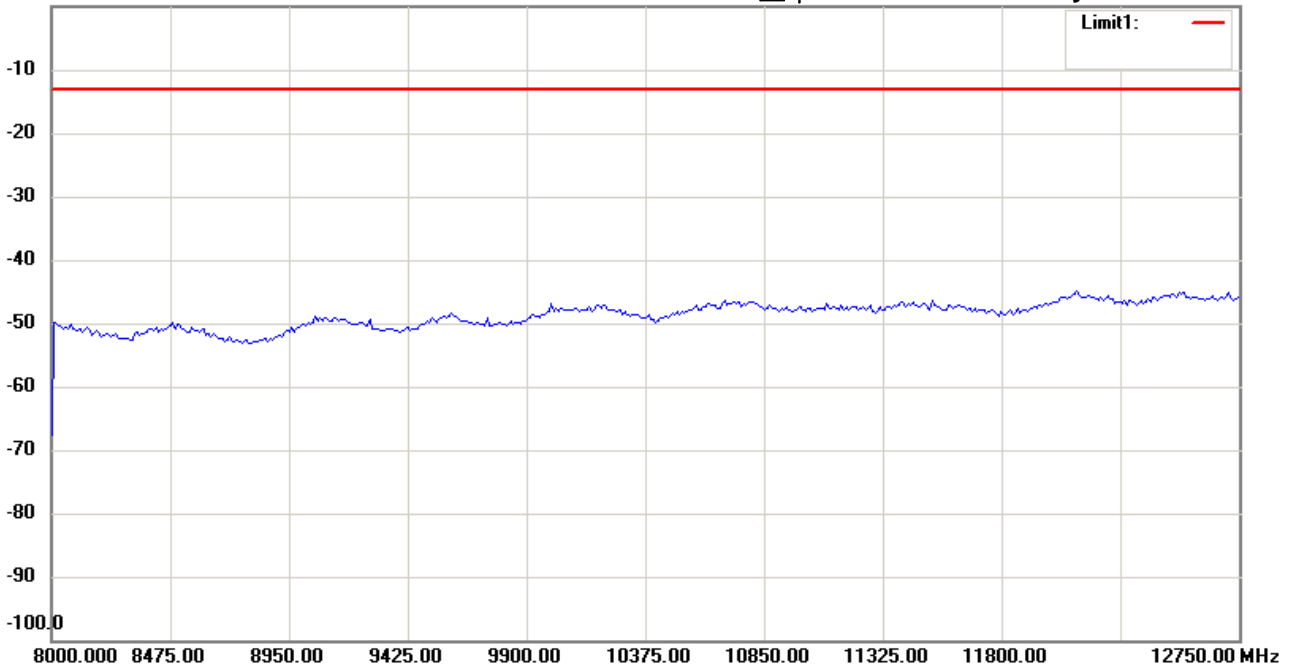
Date: 2015/7/27

Temperature:27.8 °C

0.0 dBm

Time: 上午 09:54:54

Humidity:63.4 %



Site : Chamber

Condition : FCC\_part 22 (850 band)

EUT : W6M21507-15160

M/N:

Test Mode : ACTIVE GSM850 CH128

Note :

Polarization: *Horizontal*

Power : 120 Va.c.

Distance: 3m

Mk.	Frequency (MHz)	Reading (dBm)	Detector	Corr. factor (dB)	Result (dBm)	Limit (dBm)	Ant.Pos (cm)	Tab.Pos (deg.)	Margin (dB)	Comment
-----	-----------------	---------------	----------	-------------------	--------------	-------------	--------------	----------------	-------------	---------

\*:Maximum data    x:Over limit    !:over margin



Radiated Emission Measurement

Operator: Kent

File :3

Data :#6

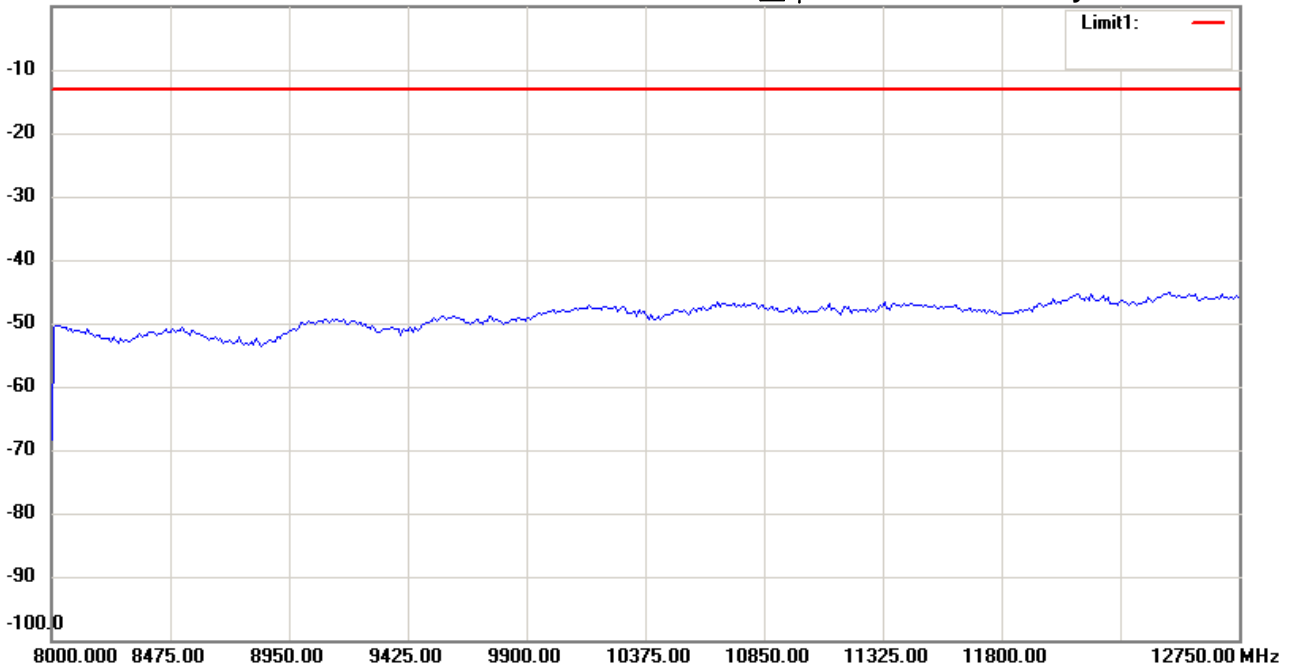
Date: 2015/7/27

Temperature:27.8 °C

0.0 dBm

Time: 上午 09:58:35

Humidity:63.4 %



Site : Chamber

Condition : FCC\_part 22 (850 band)

EUT : W6M21507-15160

M/N:

Test Mode : ACTIVE GSM850 CH128

Note :

Polarization: *Vertical*

Power : 120 Va.c.

Distance: 3m

Mk.	Frequency (MHz)	Reading (dBm)	Detector	Corr. factor (dB)	Result (dBm)	Limit (dBm)	Ant.Pos (cm)	Tab.Pos (deg.)	Margin (dB)	Comment
-----	-----------------	---------------	----------	-------------------	--------------	-------------	--------------	----------------	-------------	---------

\*:Maximum data    x:Over limit    !:over margin



**Radiated Emission Measurement**

Operator: Kent

File :1

Data :#1

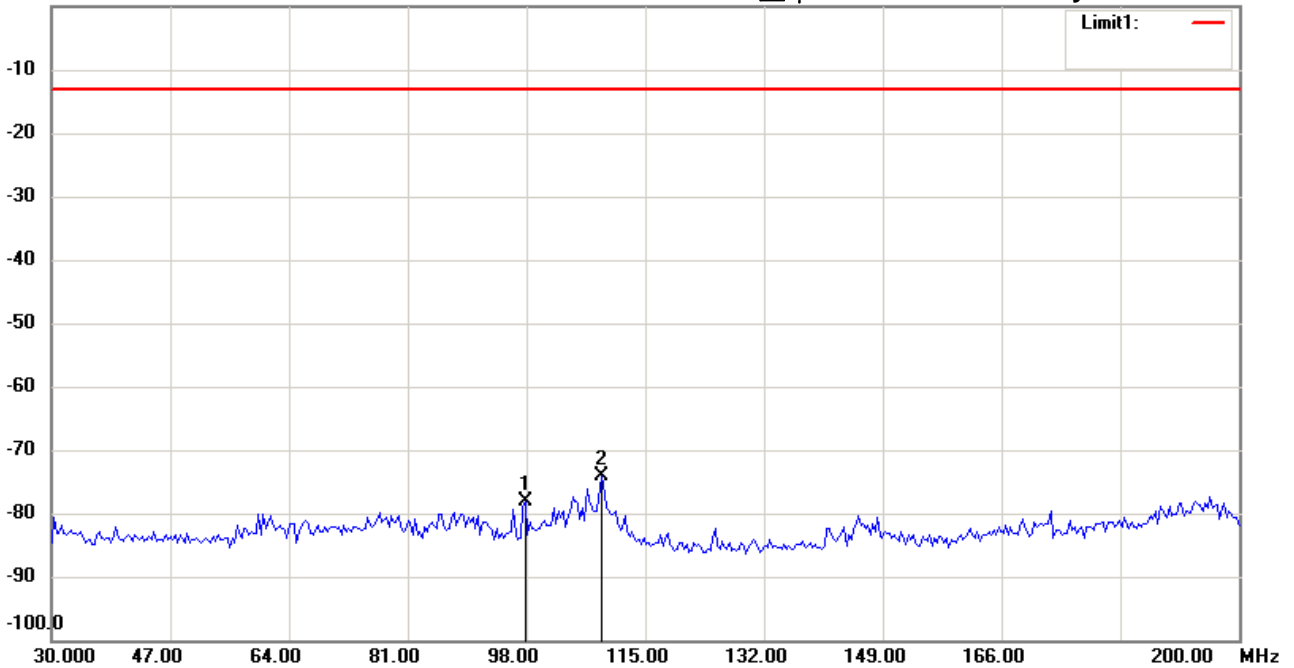
Date: 2015/7/28

Temperature:27.8 °C

0.0 dBm

Time: 上午 10:25:45

Humidity:63.4 %



Site : Chamber

Condition : FCC\_part 22 (850 band)

EUT : W6M21507-15160

M/N:

Test Mode : ACTIVE GSM850 CH188

Note :

Polarization: *Horizontal*

Power : 120 Va.c.

Distance: 3m

Mk.	Frequency (MHz)	Reading (dBm)	Detector	Corr. factor (dB)	Result (dBm)	Limit (dBm)	Ant.Pos (cm)	Tab.Pos (deg.)	Margin (dB)	Comment
	97.7956	-99.66	peak	21.49	-78.17	-13.00	150	165	-65.17	
*	108.6974	-95.11	peak	20.93	-74.18	-13.00	150	245	-61.18	

\*:Maximum data    x:Over limit    !:over margin



**Radiated Emission Measurement**

Operator: Kent

File :1

Data :#2

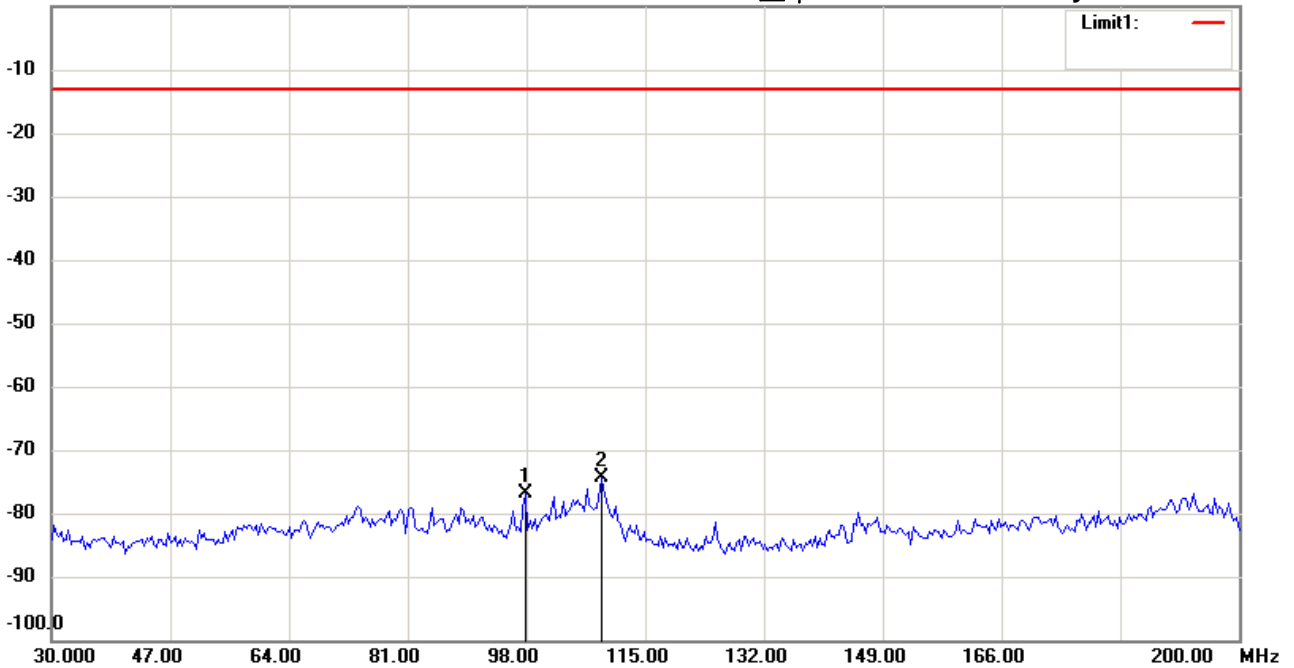
Date: 2015/7/28

Temperature:27.8 °C

0.0 dBm

Time: 上午 10:26:14

Humidity:63.4 %



Site : Chamber

Condition : FCC\_part 22 (850 band)

EUT : W6M21507-15160

M/N:

Test Mode : ACTIVE GSM850 CH188

Note :

Polarization: *Vertical*

Power : 120 Va.c.

Distance: 3m

Mk.	Frequency (MHz)	Reading (dBm)	Detector	Corr. factor (dB)	Result (dBm)	Limit (dBm)	Ant.Pos (cm)	Tab.Pos (deg.)	Margin (dB)	Comment
	97.7956	-98.88	peak	22.05	-76.83	-13.00	150	110	-63.83	
*	108.6974	-95.80	peak	21.46	-74.34	-13.00	150	240	-61.34	

\*:Maximum data    x:Over limit    !:over margin



**Radiated Emission Measurement**

Operator: Kent

File :2

Data :#1

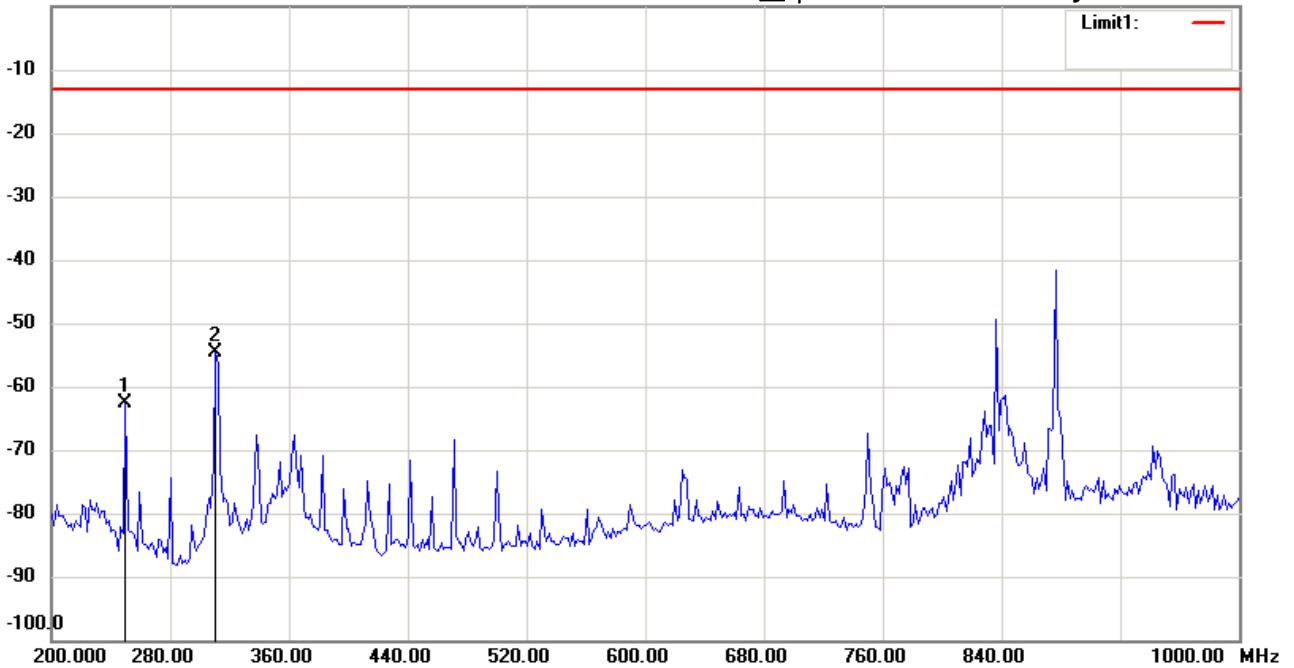
Date: 2015/7/28

Temperature:27.8 °C

0.0 dBm

Time: 上午 09:05:37

Humidity:63.4 %



Site : Chamber

Condition : FCC\_part 22 (850 band)

EUT : W6M21507-15160

M/N:

Test Mode : ACTIVE GSM850 CH188

Note :

Polarization: *Horizontal*

Power : 120 Va.c.

Distance: 3m

Mk.	Frequency (MHz)	Reading (dBm)	Detector	Corr. factor (dB)	Result (dBm)	Limit (dBm)	Ant.Pos (cm)	Tab.Pos (deg.)	Margin (dB)	Comment
	249.6994	-49.33	peak	-13.34	-62.67	-13.00	150	245	-49.67	
*	310.6212	-43.89	peak	-10.65	-54.54	-13.00	150	195	-41.54	

\*:Maximum data    x:Over limit    !:over margin



**Radiated Emission Measurement**

Operator: Kent

File :2

Data :#2

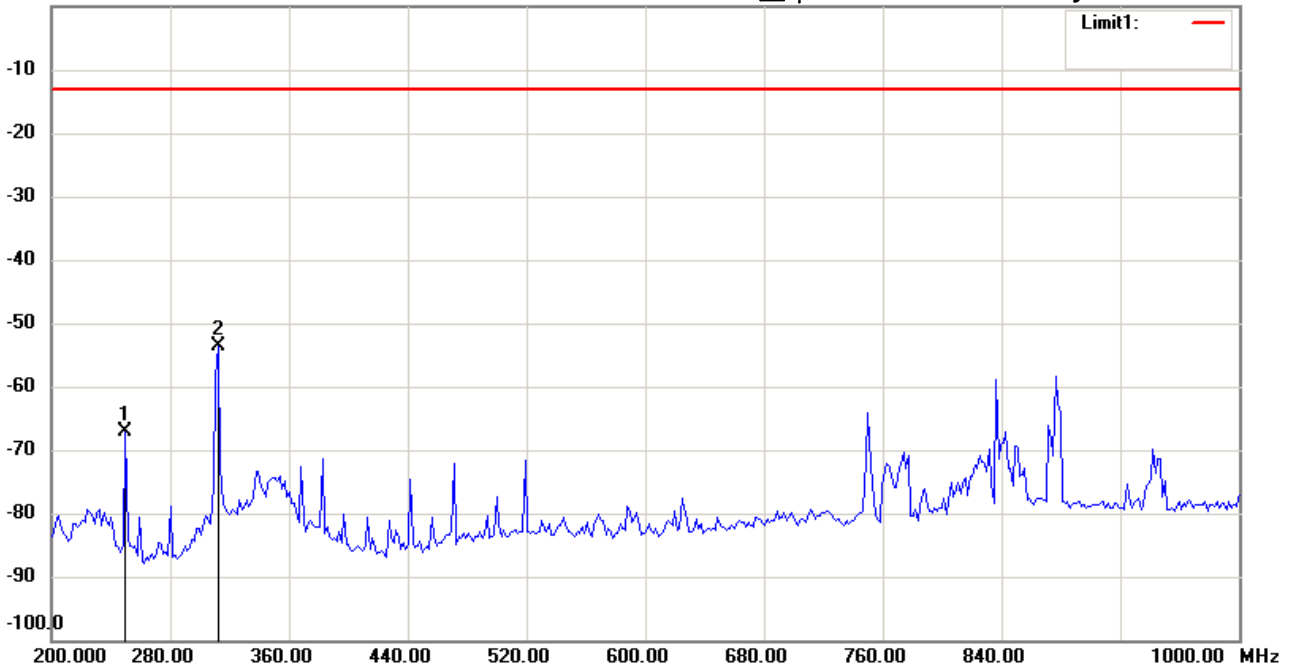
Date: 2015/7/28

Temperature:27.8 °C

0.0 dBm

Time: 上午 09:07:06

Humidity:63.4 %



Site : Chamber

Condition : FCC\_part 22 (850 band)

EUT : W6M21507-15160

M/N:

Test Mode : ACTIVE GSM850 CH188

Note :

Polarization: *Vertical*

Power : 120 Va.c.

Distance: 3m

Mk.	Frequency (MHz)	Reading (dBm)	Detector	Corr. factor (dB)	Result (dBm)	Limit (dBm)	Ant.Pos (cm)	Tab.Pos (deg.)	Margin (dB)	Comment
	249.6994	-54.97	peak	-12.06	-67.03	-13.00	150	220	-54.03	
*	312.2244	-45.59	peak	-8.10	-53.69	-13.00	150	195	-40.69	

\*:Maximum data    x:Over limit    !:over margin





**Radiated Emission Measurement**

Operator: Kent

File :3

Data :#1

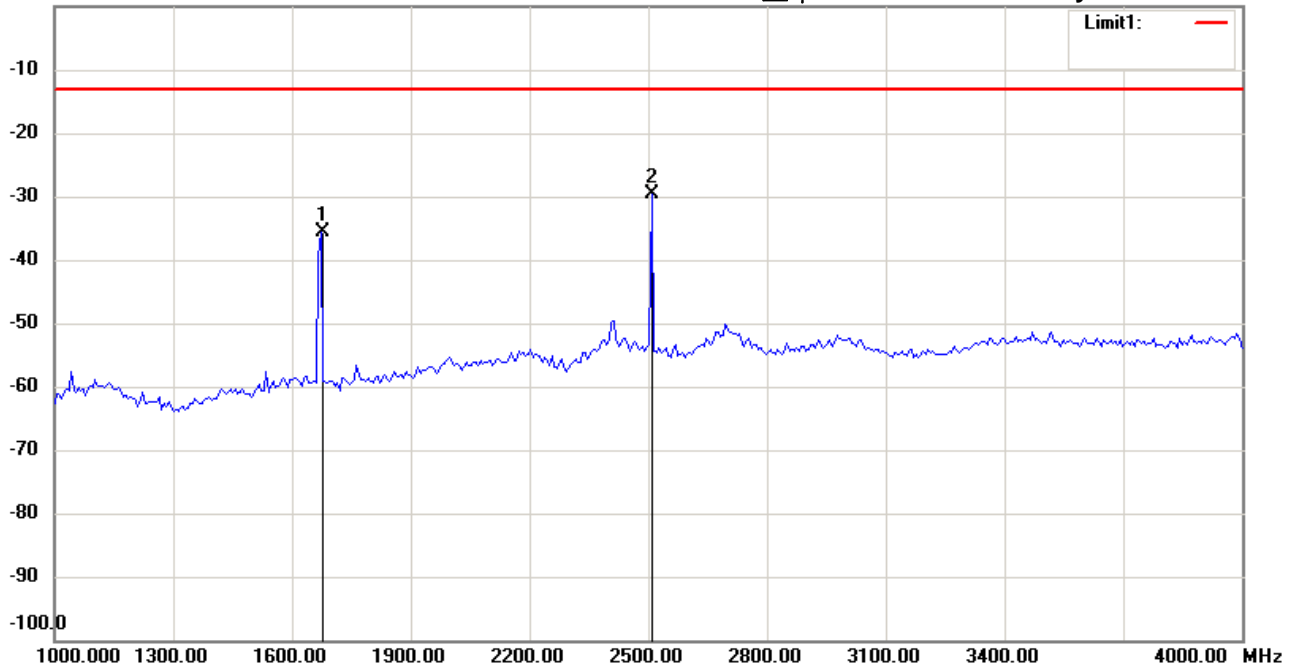
Date: 2015/7/27

Temperature:27.8 °C

0.0 dBm

Time: 上午 10:57:52

Humidity:63.4 %



Site : Chamber

Condition : FCC\_part 22 (850 band)

EUT : W6M21507-15160

M/N:

Test Mode : ACTIVE GSM850 CH188

Note :

Polarization: *Horizontal*

Power : 120 Va.c.

Distance: 3m

Mk.	Frequency (MHz)	Reading (dBm)	Detector	Corr. factor (dB)	Result (dBm)	Limit (dBm)	Ant.Pos (cm)	Tab.Pos (deg.)	Margin (dB)	Comment
	1673.347	-38.30	peak	2.78	-35.52	-13.00	150	220	-22.52	
*	2509.018	-37.54	peak	7.85	-29.69	-13.00	150	185	-16.69	

\*:Maximum data    x:Over limit    !:over margin



**Radiated Emission Measurement**

Operator: Kent

File :3

Data :#4

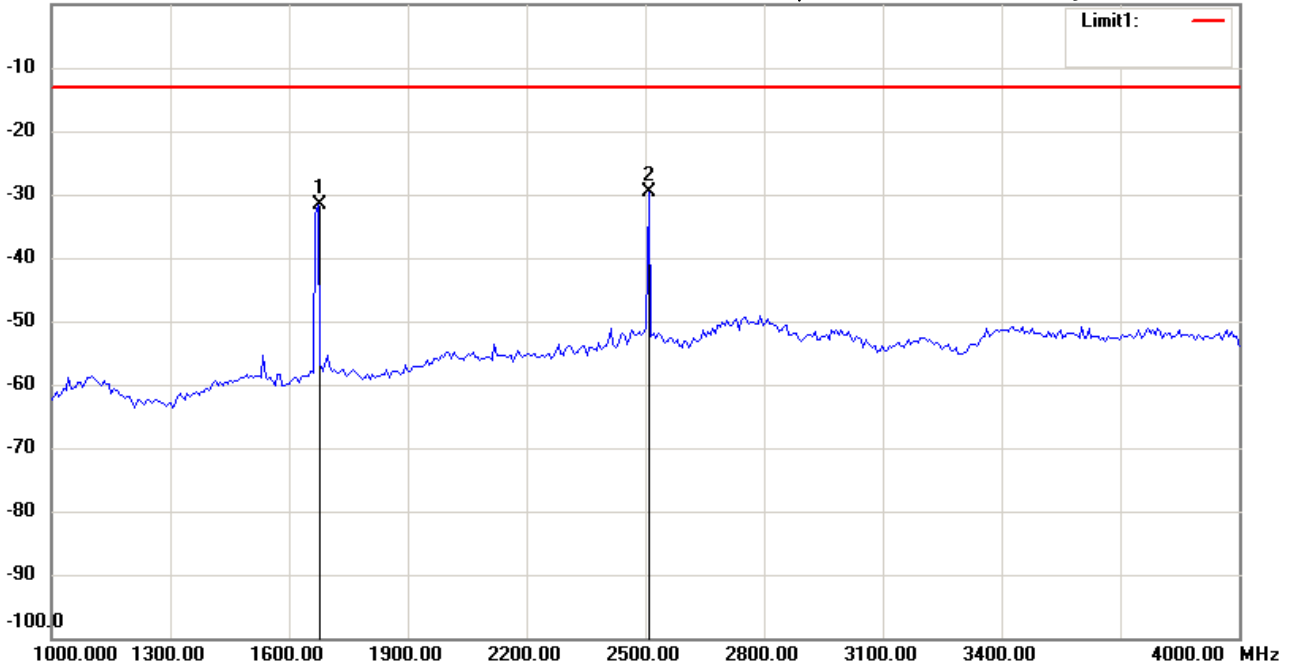
Date: 2015/7/27

Temperature:27.8 °C

0.0 dBm

Time: 上午 11:03:48

Humidity:63.4 %



Site : Chamber

Condition : FCC\_part 22 (850 band)

EUT : W6M21507-15160

M/N:

Test Mode : ACTIVE GSM850 CH188

Note :

Polarization: *Vertical*

Power : 120 Va.c.

Distance: 3m

Mk.	Frequency (MHz)	Reading (dBm)	Detector	Corr. factor (dB)	Result (dBm)	Limit (dBm)	Ant.Pos (cm)	Tab.Pos (deg.)	Margin (dB)	Comment
	1673.347	-35.58	peak	3.84	-31.74	-13.00	150	175	-18.74	
*	2509.018	-39.56	peak	9.98	-29.58	-13.00	150	110	-16.58	

\*:Maximum data    x:Over limit    !:over margin



**Radiated Emission Measurement**

Operator: Kent

File :3

Data :#2

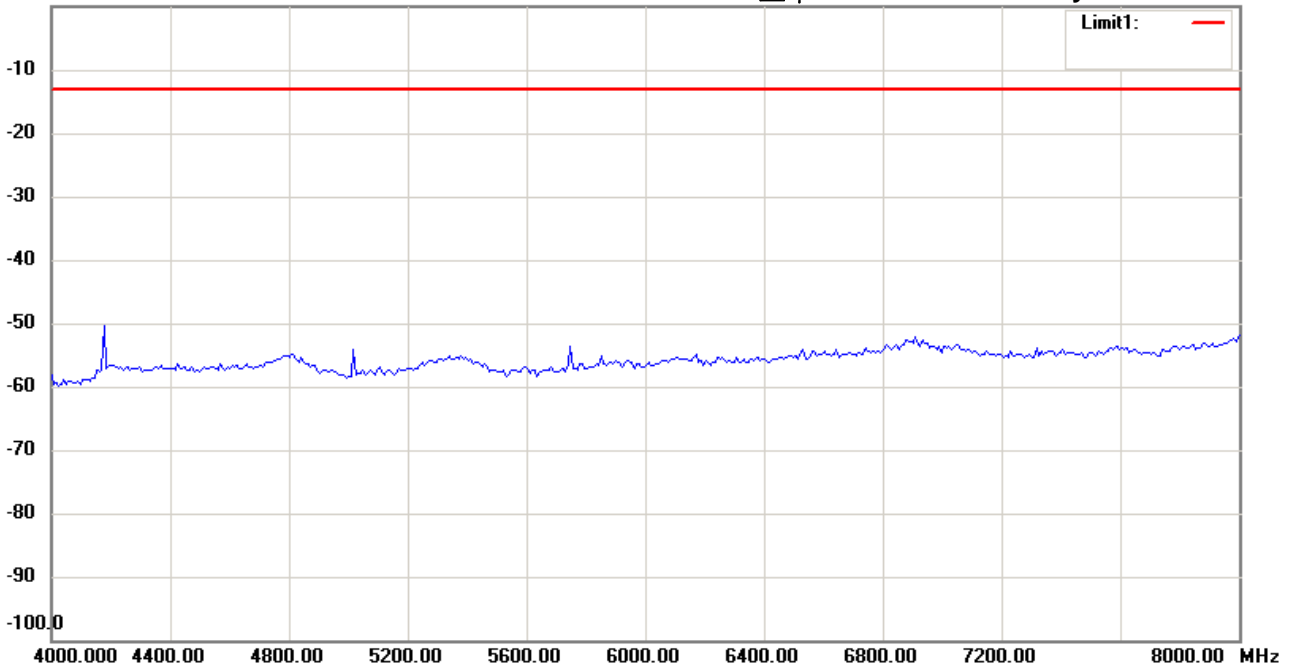
Date: 2015/7/27

Temperature:27.8 °C

0.0 dBm

Time: 上午 10:58:30

Humidity:63.4 %



Site : Chamber

Condition : FCC\_part 22 (850 band)

EUT : W6M21507-15160

M/N:

Test Mode : ACTIVE GSM850 CH188

Note :

Polarization: *Horizontal*

Power : 120 Va.c.

Distance: 3m

Mk.	Frequency (MHz)	Reading (dBm)	Detector	Corr. factor (dB)	Result (dBm)	Limit (dBm)	Ant.Pos (cm)	Tab.Pos (deg.)	Margin (dB)	Comment
-----	-----------------	---------------	----------	-------------------	--------------	-------------	--------------	----------------	-------------	---------

\*:Maximum data    x:Over limit    !:over margin



Radiated Emission Measurement

Operator: Kent

File :3

Data :#5

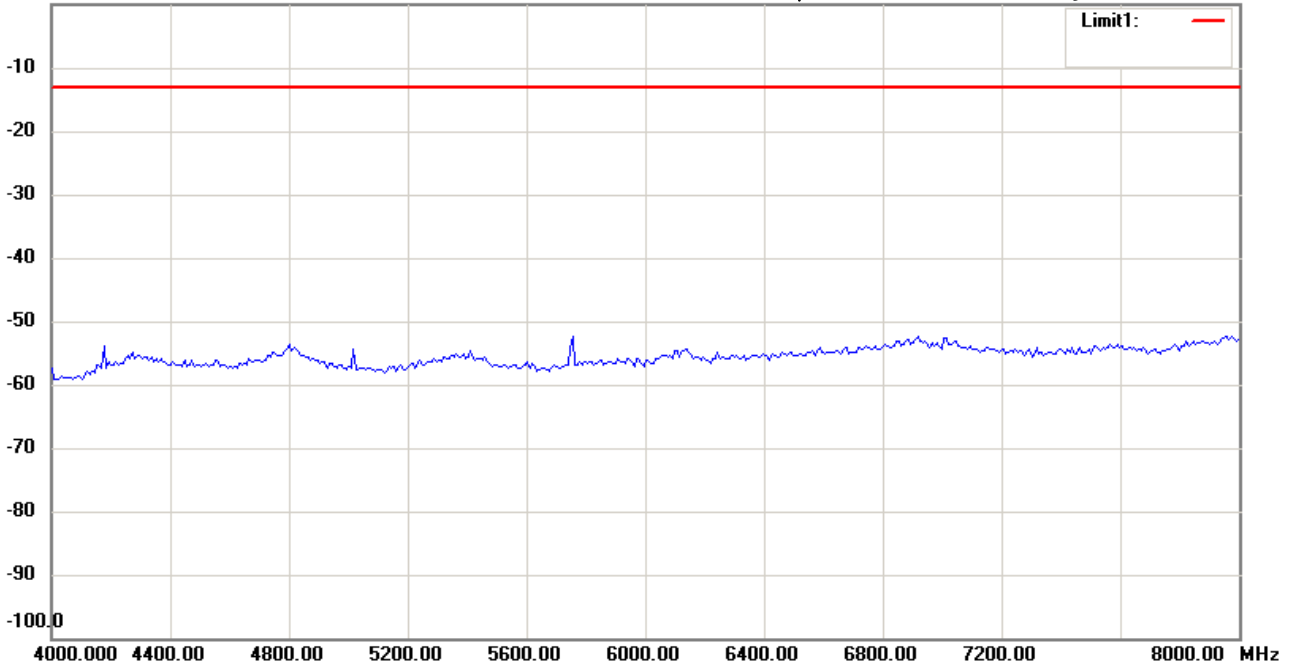
Date: 2015/7/27

Temperature:27.8 °C

0.0 dBm

Time: 上午 11:04:26

Humidity:63.4 %



Site : Chamber

Condition : FCC\_part 22 (850 band)

EUT : W6M21507-15160

M/N:

Test Mode : ACTIVE GSM850 CH188

Note :

Polarization: *Vertical*

Power : 120 Va.c.

Distance: 3m

Mk.	Frequency (MHz)	Reading (dBm)	Detector	Corr. factor (dB)	Result (dBm)	Limit (dBm)	Ant.Pos (cm)	Tab.Pos (deg.)	Margin (dB)	Comment
-----	-----------------	---------------	----------	-------------------	--------------	-------------	--------------	----------------	-------------	---------

\*:Maximum data    x:Over limit    !:over margin



**Radiated Emission Measurement**

Operator: Kent

File :3

Data :#3

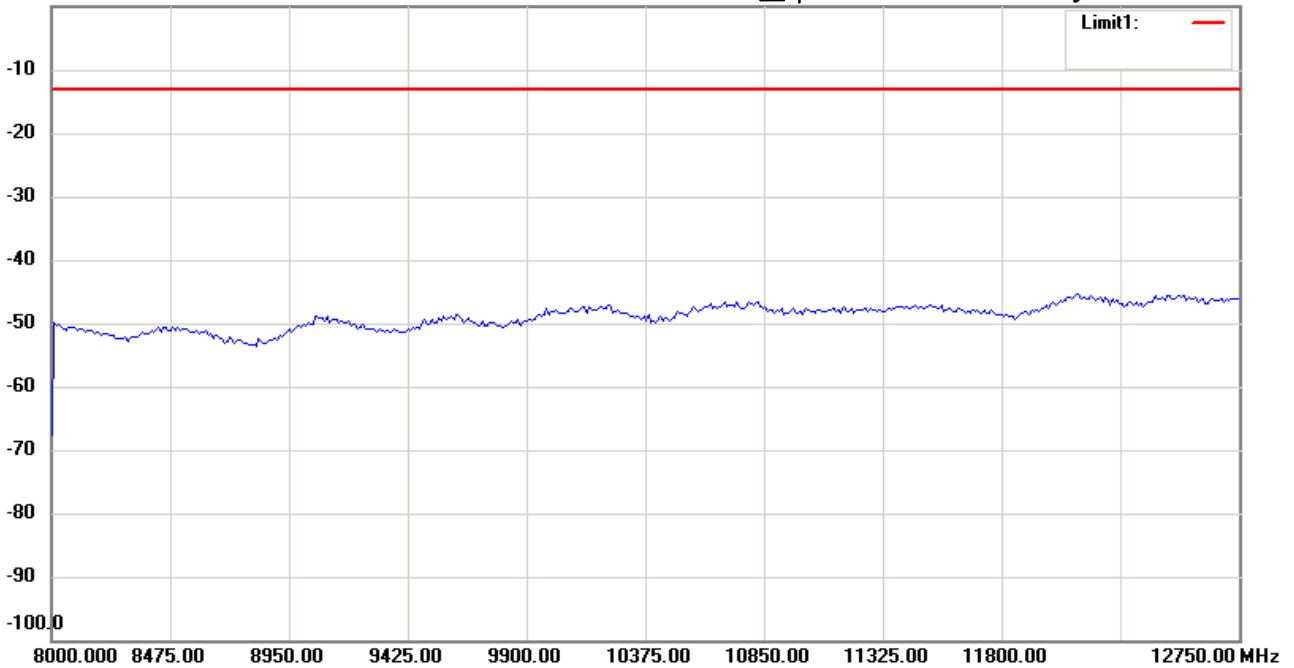
Date: 2015/7/27

Temperature:27.8 °C

0.0 dBm

Time: 上午 10:59:38

Humidity:63.4 %



Site : Chamber

Condition : FCC\_part 22 (850 band)

EUT : W6M21507-15160

M/N:

Test Mode : ACTIVE GSM850 CH188

Note :

Polarization: *Horizontal*

Power : 120 Va.c.

Distance: 3m

Mk.	Frequency (MHz)	Reading (dBm)	Detector	Corr. factor (dB)	Result (dBm)	Limit (dBm)	Ant.Pos (cm)	Tab.Pos (deg.)	Margin (dB)	Comment
-----	-----------------	---------------	----------	-------------------	--------------	-------------	--------------	----------------	-------------	---------

\*:Maximum data    x:Over limit    !:over margin



Radiated Emission Measurement

Operator: Kent

File :3

Data :#6

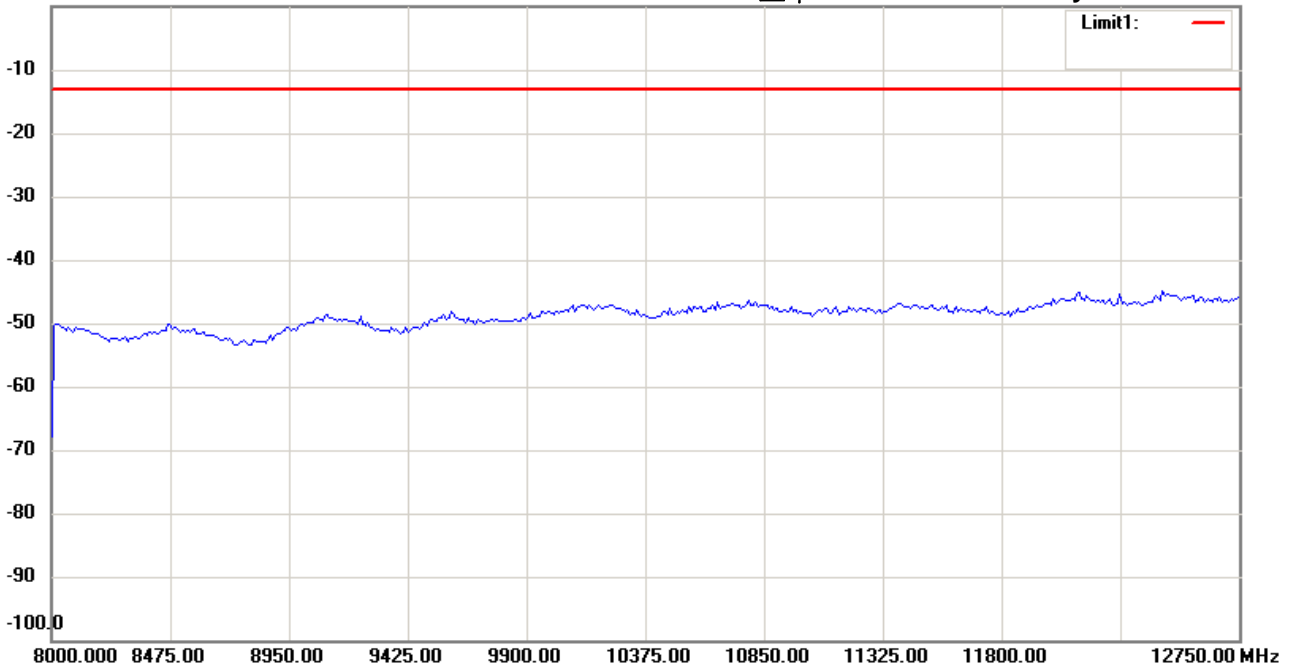
Date: 2015/7/27

Temperature:27.8 °C

0.0 dBm

Time: 上午 11:05:10

Humidity:63.4 %



Site : Chamber

Condition : FCC\_part 22 (850 band)

EUT : W6M21507-15160

M/N:

Test Mode : ACTIVE GSM850 CH188

Note :

Polarization: *Vertical*

Power : 120 Va.c.

Distance: 3m

Mk.	Frequency (MHz)	Reading (dBm)	Detector	Corr. factor (dB)	Result (dBm)	Limit (dBm)	Ant.Pos (cm)	Tab.Pos (deg.)	Margin (dB)	Comment
-----	-----------------	---------------	----------	-------------------	--------------	-------------	--------------	----------------	-------------	---------

\*:Maximum data    x:Over limit    !:over margin



**Radiated Emission Measurement**

Operator: Kent

File :1

Data :#1

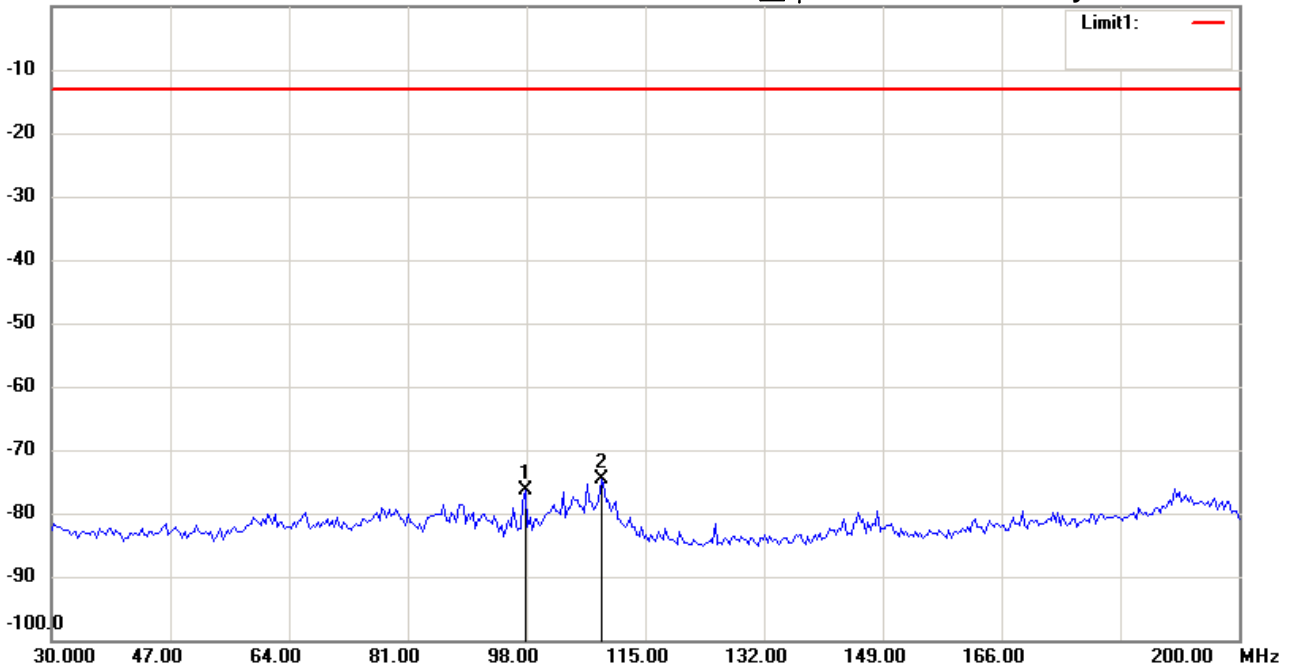
Date: 2015/7/28

Temperature:27.8 °C

0.0 dBm

Time: 上午 10:28:04

Humidity:63.4 %



Site : Chamber

Condition : FCC\_part 22 (850 band)

EUT : W6M21507-15160

M/N:

Test Mode : ACTIVE GSM850 CH251

Note :

Polarization: *Horizontal*

Power : 120 Va.c.

Distance: 3m

Mk.	Frequency (MHz)	Reading (dBm)	Detector	Corr. factor (dB)	Result (dBm)	Limit (dBm)	Ant.Pos (cm)	Tab.Pos (deg.)	Margin (dB)	Comment
	97.7956	-97.98	peak	21.49	-76.49	-13.00	150	285	-63.49	
*	108.6974	-95.52	peak	20.93	-74.59	-13.00	150	195	-61.59	

\*:Maximum data    x:Over limit    !:over margin



Radiated Emission Measurement

Operator: Kent

File :1

Data :#2

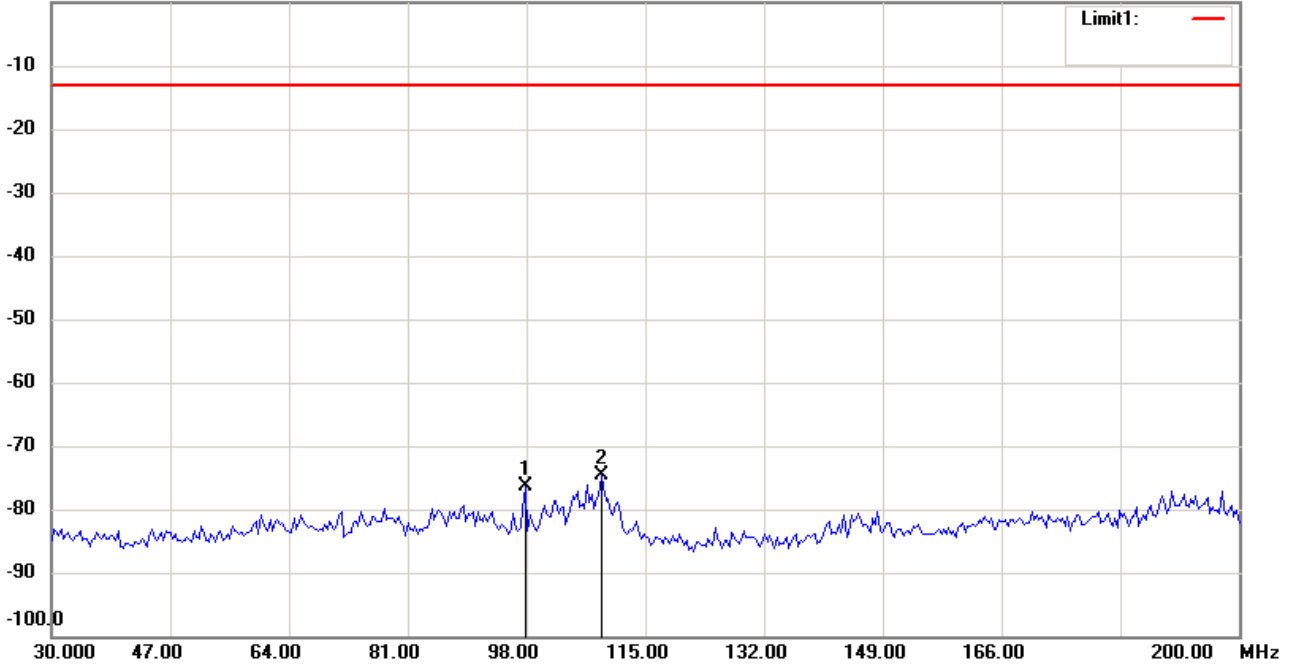
Date: 2015/7/28

Temperature: 27.8 °C

0.0 dBm

Time: 上午 10:28:44

Humidity: 63.4 %



Site : Chamber

Condition : FCC\_part 22 (850 band)

Polarization: **Vertical**

EUT : W6M21507-15160

Power : 120 Va.c.

M/N:

Distance: 3m

Test Mode : ACTIVE GSM850 CH251

Note :

Mk.	Frequency (MHz)	Reading (dBm)	Detector	Corr. factor (dB)	Result (dBm)	Limit (dBm)	Ant.Pos (cm)	Tab.Pos (deg.)	Margin (dB)	Comment
	97.7956	-98.38	peak	22.05	-76.33	-13.00	150	185	-63.33	
*	108.6974	-96.04	peak	21.46	-74.58	-13.00	150	60	-61.58	





**Radiated Emission Measurement**

Operator: Kent

File :2

Data :#1

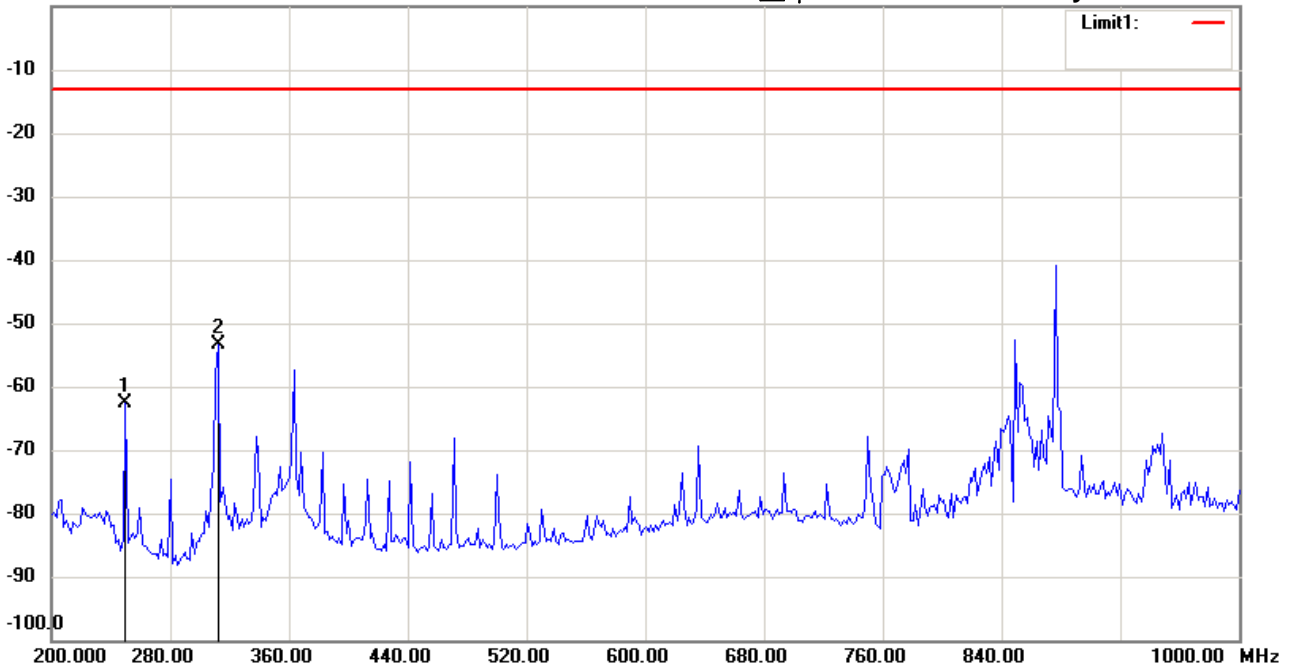
Date: 2015/7/28

Temperature:27.8 °C

0.0 dBm

Time: 上午 09:12:08

Humidity:63.4 %



Site : Chamber

Condition : FCC\_part 22 (850 band)

EUT : W6M21507-15160

M/N:

Test Mode : ACTIVE GSM850 CH251

Note :

Polarization: *Horizontal*

Power : 120 Va.c.

Distance: 3m

Mk.	Frequency (MHz)	Reading (dBm)	Detector	Corr. factor (dB)	Result (dBm)	Limit (dBm)	Ant.Pos (cm)	Tab.Pos (deg.)	Margin (dB)	Comment
	249.6994	-49.25	peak	-13.34	-62.59	-13.00	150	325	-49.59	
*	312.2244	-42.87	peak	-10.60	-53.47	-13.00	150	80	-40.47	

\*:Maximum data    x:Over limit    !:over margin



**Radiated Emission Measurement**

Operator: Kent

File :2

Data :#2

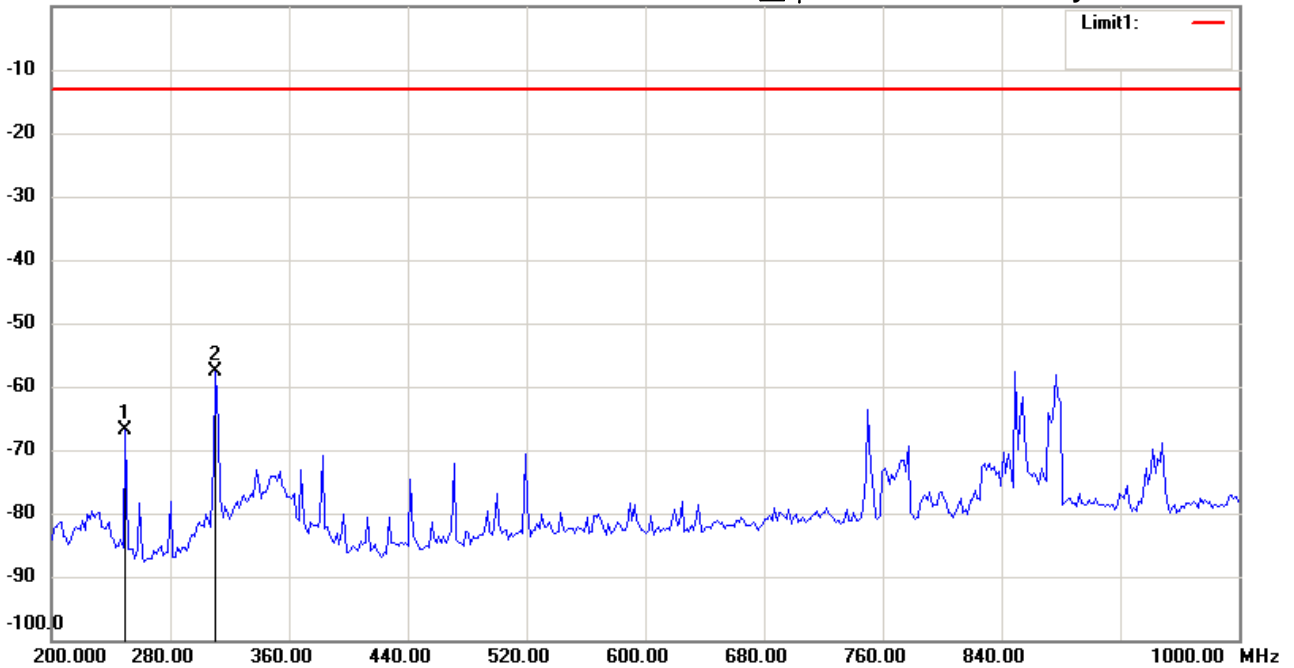
Date: 2015/7/28

Temperature:27.8 °C

0.0 dBm

Time: 上午 09:13:37

Humidity:63.4 %



Site : Chamber

Condition : FCC\_part 22 (850 band)

Polarization: **Vertical**

EUT : W6M21507-15160

Power : 120 Va.c.

M/N:

Distance: 3m

Test Mode : ACTIVE GSM850 CH251

Note :

Mk.	Frequency (MHz)	Reading (dBm)	Detector	Corr. factor (dB)	Result (dBm)	Limit (dBm)	Ant.Pos (cm)	Tab.Pos (deg.)	Margin (dB)	Comment
	249.6994	-54.79	peak	-12.06	-66.85	-13.00	150	245	-53.85	
*	310.6212	-49.60	peak	-8.03	-57.63	-13.00	150	110	-44.63	

\*:Maximum data    x:Over limit    !:over margin



**Radiated Emission Measurement**

Operator: Kent

File :3

Data :#1

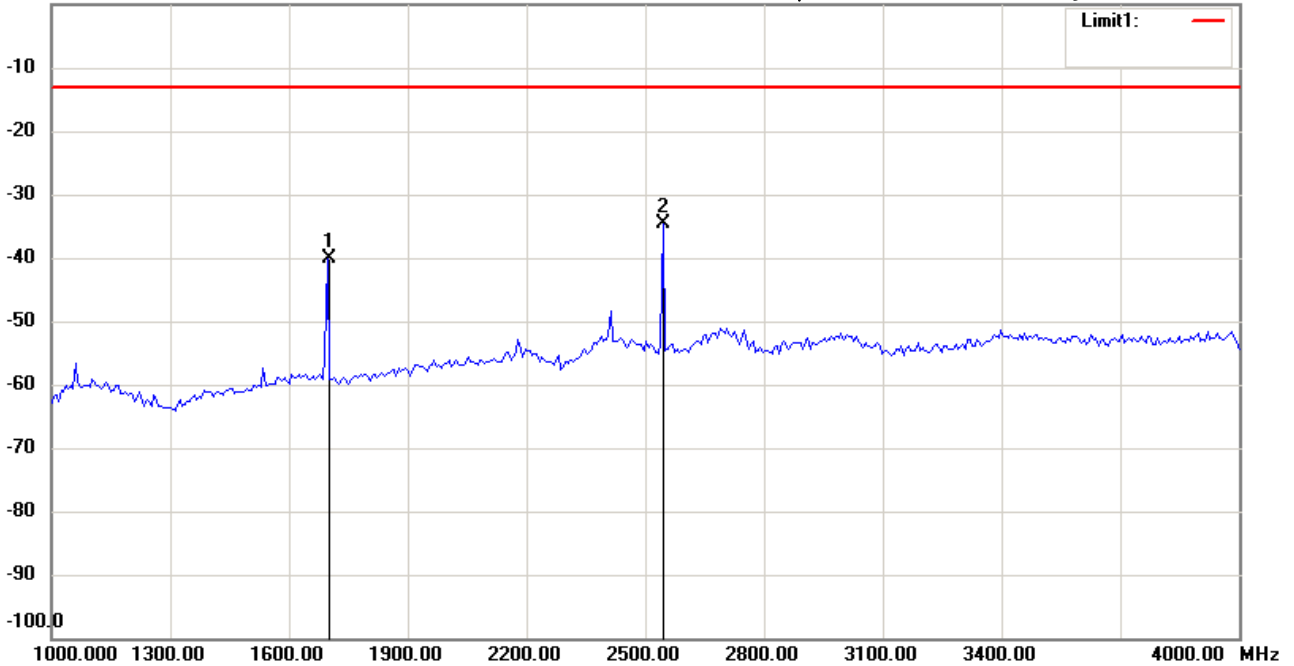
Date: 2015/7/27

Temperature:27.8 °C

0.0 dBm

Time: 上午 11:16:22

Humidity:63.4 %



Site : Chamber

Condition : FCC\_part 22 (850 band)

EUT : W6M21507-15160

M/N:

Test Mode : ACTIVE GSM850 CH251

Note :

Polarization: *Horizontal*

Power : 120 Va.c.

Distance: 3m

Mk.	Frequency (MHz)	Reading (dBm)	Detector	Corr. factor (dB)	Result (dBm)	Limit (dBm)	Ant.Pos (cm)	Tab.Pos (deg.)	Margin (dB)	Comment
	1697.395	-42.84	peak	2.80	-40.04	-13.00	150	220	-27.04	
*	2545.090	-42.28	peak	7.77	-34.51	-13.00	150	195	-21.51	

\*:Maximum data    x:Over limit    !:over margin



**Radiated Emission Measurement**

Operator: Kent

File :3

Data :#4

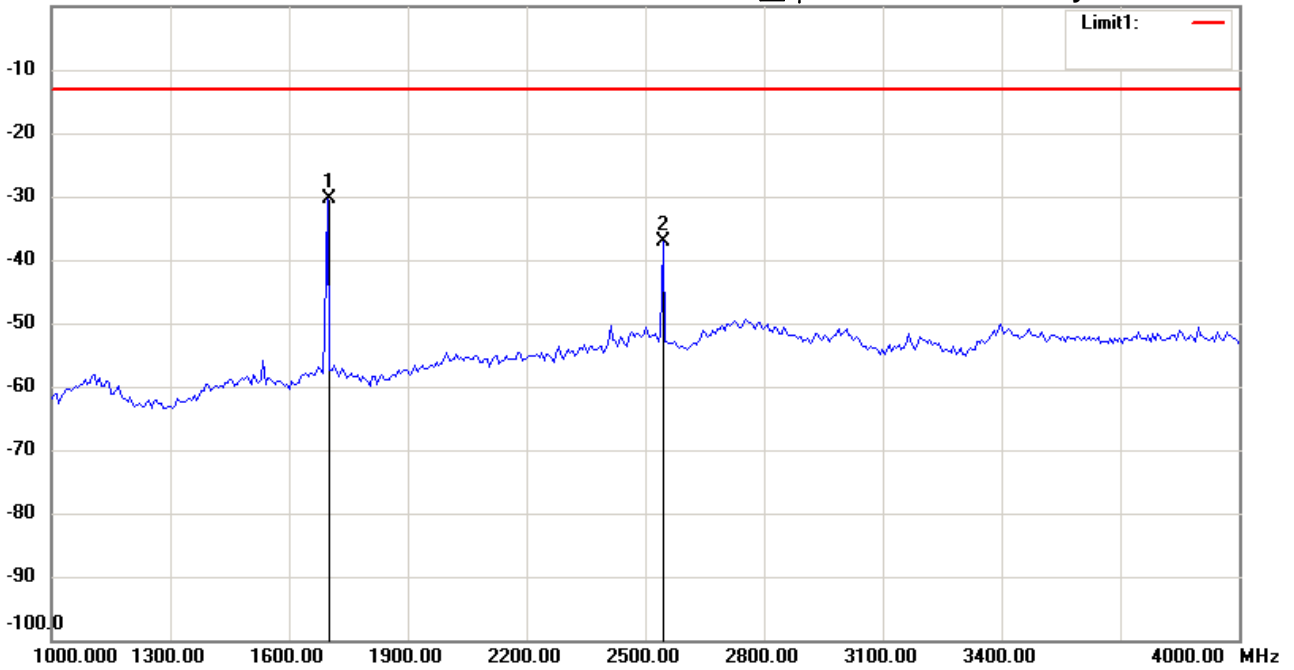
Date: 2015/7/27

Temperature:27.8 °C

0.0 dBm

Time: 上午 11:19:38

Humidity:63.4 %



Site : Chamber

Condition : FCC\_part 22 (850 band)

EUT : W6M21507-15160

M/N:

Test Mode : ACTIVE GSM850 CH251

Note :

Polarization: **Vertical**

Power : 120 Va.c.

Distance: 3m

Mk.	Frequency (MHz)	Reading (dBm)	Detector	Corr. factor (dB)	Result (dBm)	Limit (dBm)	Ant.Pos (cm)	Tab.Pos (deg.)	Margin (dB)	Comment
*	1697.395	-34.80	peak	4.44	-30.36	-13.00	150	220	-17.36	
	2545.090	-46.32	peak	9.24	-37.08	-13.00	150	195	-24.08	

\*:Maximum data    x:Over limit    !:over margin



Radiated Emission Measurement

Operator: Kent

File :3

Data :#2

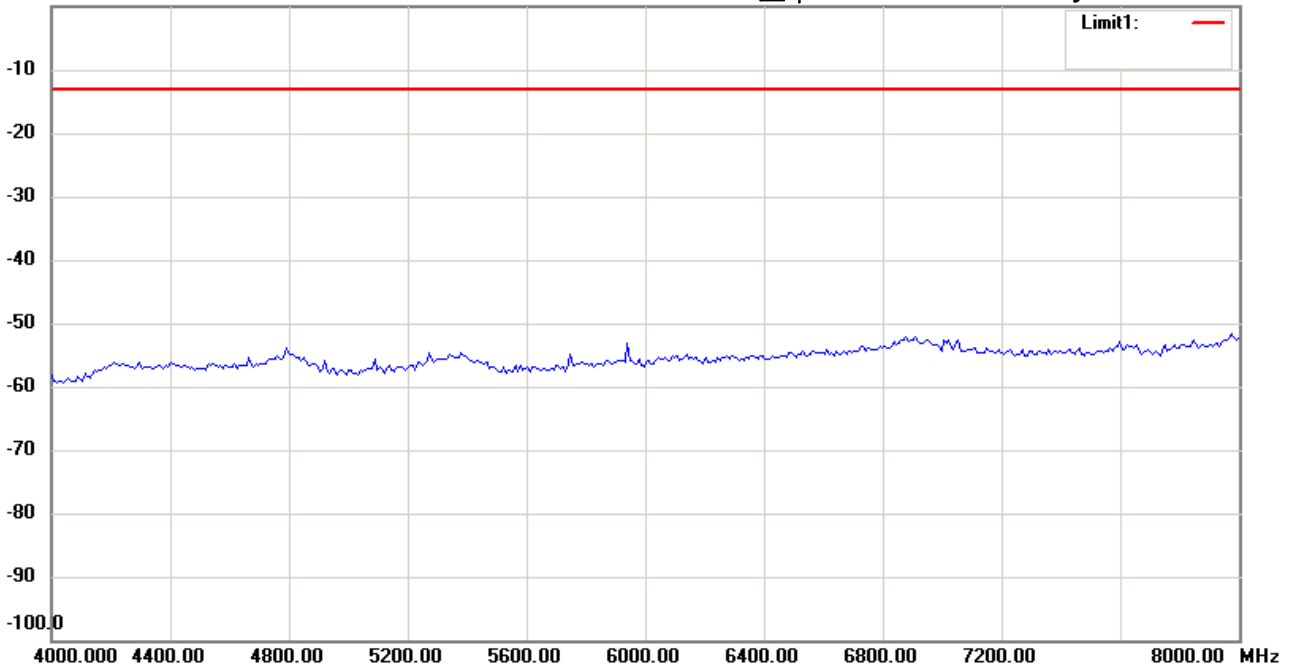
Date: 2015/7/27

Temperature:27.8 °C

0.0 dBm

Time: 上午 11:17:01

Humidity:63.4 %



Site : Chamber

Condition : FCC\_part 22 (850 band)

EUT : W6M21507-15160

M/N:

Test Mode : ACTIVE GSM850 CH251

Note :

Polarization: *Horizontal*

Power : 120 Va.c.

Distance: 3m

Mk.	Frequency (MHz)	Reading (dBm)	Detector	Corr. factor (dB)	Result (dBm)	Limit (dBm)	Ant.Pos (cm)	Tab.Pos (deg.)	Margin (dB)	Comment
-----	-----------------	---------------	----------	-------------------	--------------	-------------	--------------	----------------	-------------	---------

\*:Maximum data    x:Over limit    !:over margin



Radiated Emission Measurement

Operator: Kent

File :3

Data :#5

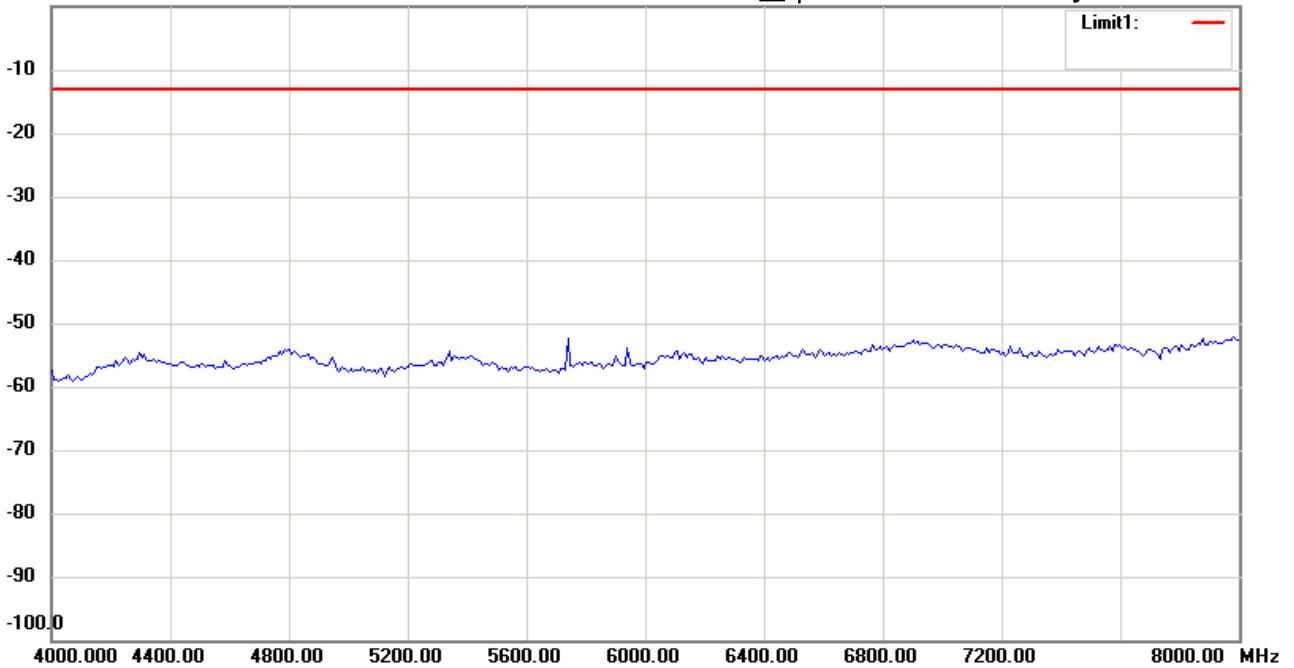
Date: 2015/7/27

Temperature:27.8 °C

0.0 dBm

Time: 上午 11:22:50

Humidity:63.4 %



Site : Chamber

Condition : FCC\_part 22 (850 band)

EUT : W6M21507-15160

M/N:

Test Mode : ACTIVE GSM850 CH251

Note :

Polarization: *Vertical*

Power : 120 Va.c.

Distance: 3m

Mk.	Frequency (MHz)	Reading (dBm)	Detector	Corr. factor (dB)	Result (dBm)	Limit (dBm)	Ant.Pos (cm)	Tab.Pos (deg.)	Margin (dB)	Comment
-----	-----------------	---------------	----------	-------------------	--------------	-------------	--------------	----------------	-------------	---------

\*:Maximum data    x:Over limit    !:over margin



Radiated Emission Measurement

Operator: Kent

File :3

Data :#3

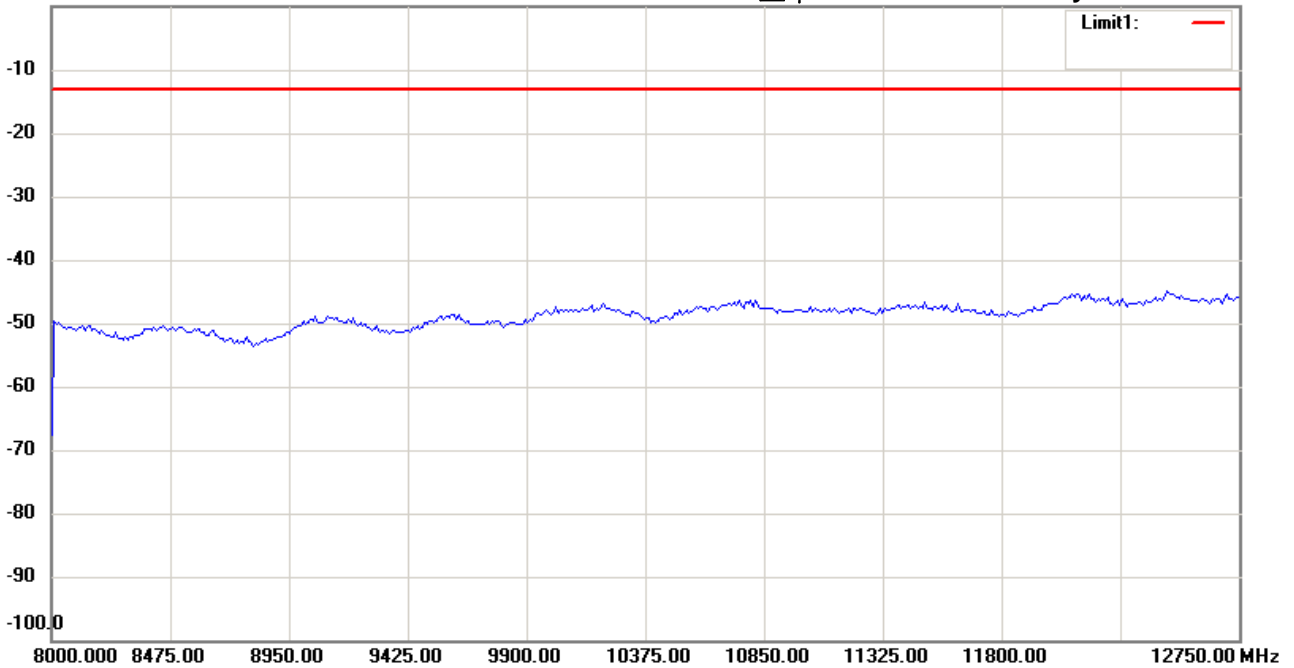
Date: 2015/7/27

Temperature:27.8 °C

0.0 dBm

Time: 上午 11:17:47

Humidity:63.4 %



Site : Chamber

Condition : FCC\_part 22 (850 band)

EUT : W6M21507-15160

M/N:

Test Mode : ACTIVE GSM850 CH251

Note :

Polarization: *Horizontal*

Power : 120 Va.c.

Distance: 3m

Mk.	Frequency (MHz)	Reading (dBm)	Detector	Corr. factor (dB)	Result (dBm)	Limit (dBm)	Ant.Pos (cm)	Tab.Pos (deg.)	Margin (dB)	Comment
-----	-----------------	---------------	----------	-------------------	--------------	-------------	--------------	----------------	-------------	---------

\*:Maximum data    x:Over limit    !:over margin



Radiated Emission Measurement

Operator: Kent

File :3

Data :#6

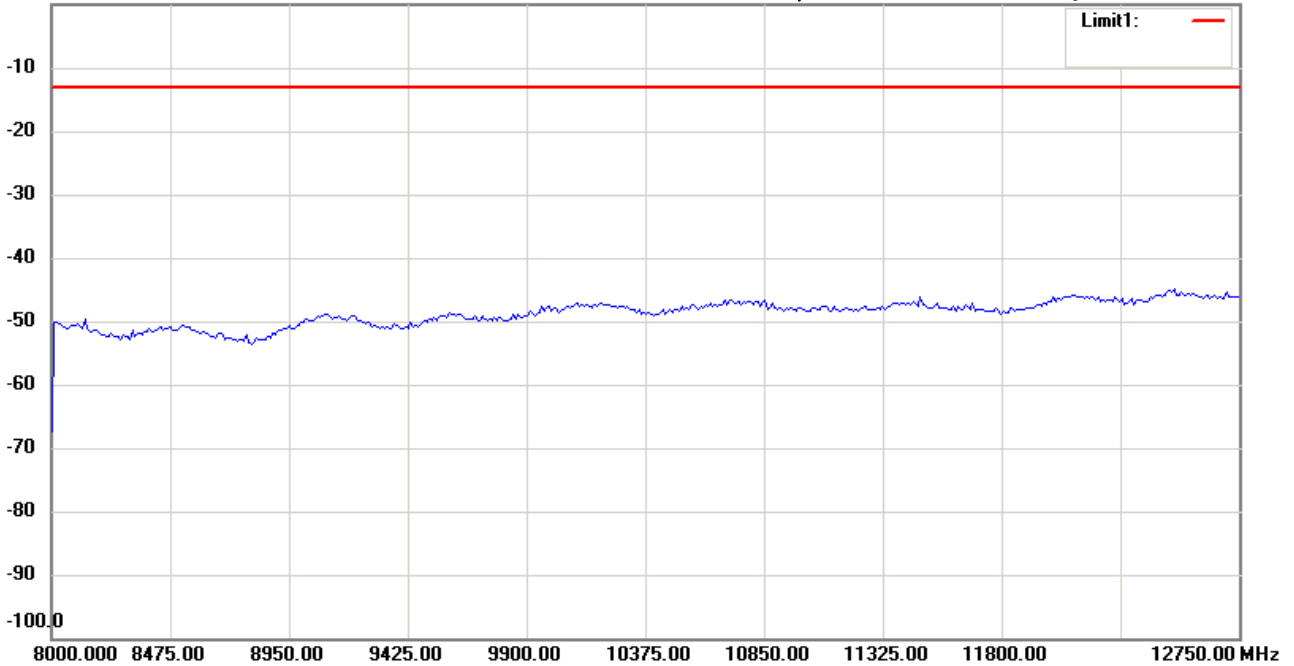
Date: 2015/7/27

Temperature:27.8 °C

0.0 dBm

Time: 上午 11:23:37

Humidity:63.4 %



Site : Chamber

Condition : FCC\_part 22 (850 band)

EUT : W6M21507-15160

M/N:

Test Mode : ACTIVE GSM850 CH251

Note :

Polarization: *Vertical*

Power : 120 Va.c.

Distance: 3m

Mk.	Frequency (MHz)	Reading (dBm)	Detector	Corr. factor (dB)	Result (dBm)	Limit (dBm)	Ant.Pos (cm)	Tab.Pos (deg.)	Margin (dB)	Comment
-----	-----------------	---------------	----------	-------------------	--------------	-------------	--------------	----------------	-------------	---------

\*:Maximum data    x:Over limit    !:over margin





Radiated Emission Measurement

Operator: Kent

File :1

Data :#1

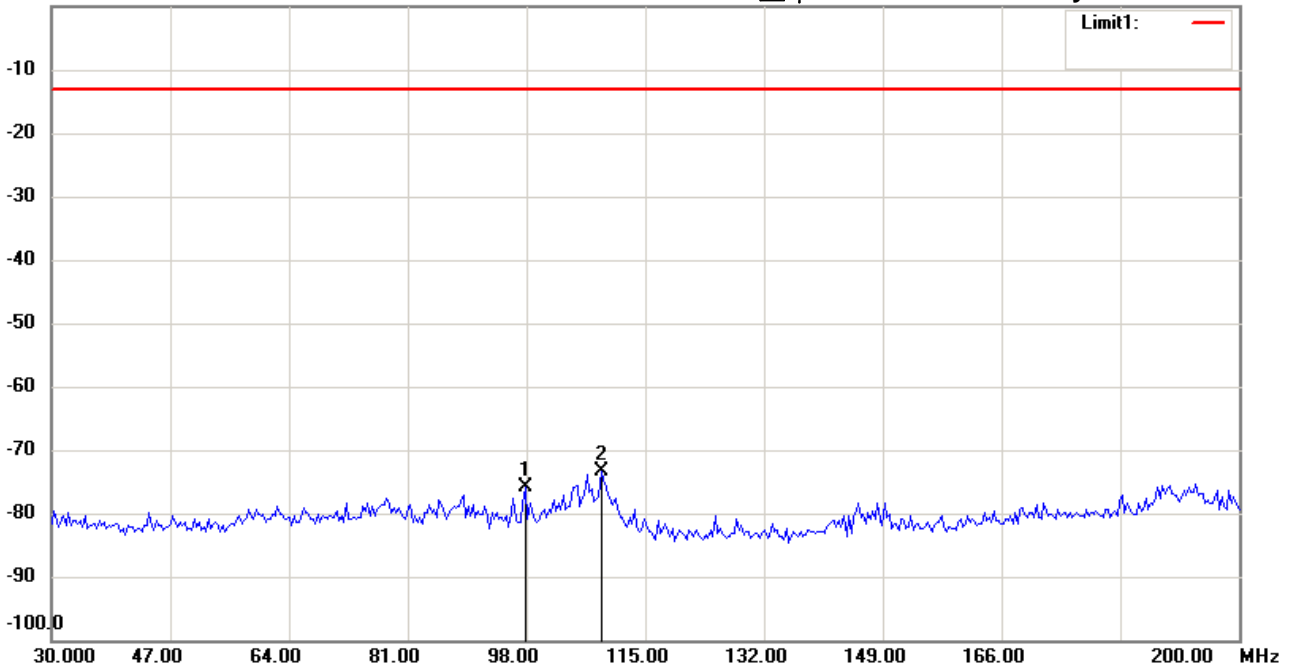
Date: 2015/7/28

Temperature:27.8 °C

0.0 dBm

Time: 上午 10:44:52

Humidity:63.4 %



Site : Chamber

Condition : FCC\_part 24 (1900 band)

Polarization: *Horizontal*

EUT : W6M21507-15160

Power : 120 Va.c.

M/N:

Distance: 3m

Test Mode : ACTIVE PCS1900 CH512

Note :

Mk.	Frequency (MHz)	Reading (dBm)	Detector	Corr. factor (dB)	Result (dBm)	Limit (dBm)	Ant.Pos (cm)	Tab.Pos (deg.)	Margin (dB)	Comment
	97.7956	-99.52	peak	23.64	-75.88	-13.00	150	355	-62.88	
*	108.6974	-96.39	peak	23.08	-73.31	-13.00	150	195	-60.31	

\*:Maximum data    x:Over limit    !:over margin



**Radiated Emission Measurement**

Operator: Kent

File :1

Data :#2

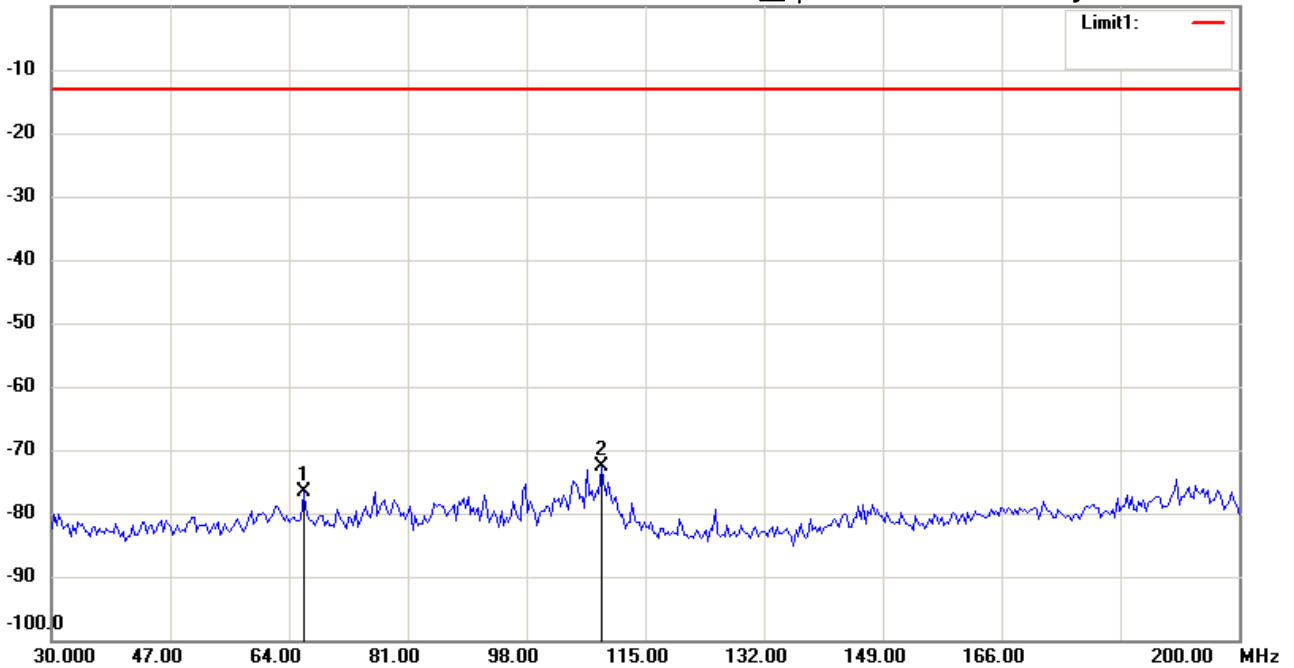
Date: 2015/7/28

Temperature:27.8 °C

0.0 dBm

Time: 上午 10:45:22

Humidity:63.4 %



Site : Chamber

Condition : FCC\_part 24 (1900 band)

EUT : W6M21507-15160

M/N:

Test Mode : ACTIVE PCS1900 CH512

Note :

Polarization: **Vertical**

Power : 120 Va.c.

Distance: 3m

Mk.	Frequency (MHz)	Reading (dBm)	Detector	Corr. factor (dB)	Result (dBm)	Limit (dBm)	Ant.Pos (cm)	Tab.Pos (deg.)	Margin (dB)	Comment
	66.1122	-100.70	peak	24.01	-76.69	-13.00	150	190	-63.69	
*	108.6974	-96.19	peak	23.61	-72.58	-13.00	150	245	-59.58	

\*:Maximum data    x:Over limit    !:over margin



**Radiated Emission Measurement**

Operator: Kent

File :2

Data :#1

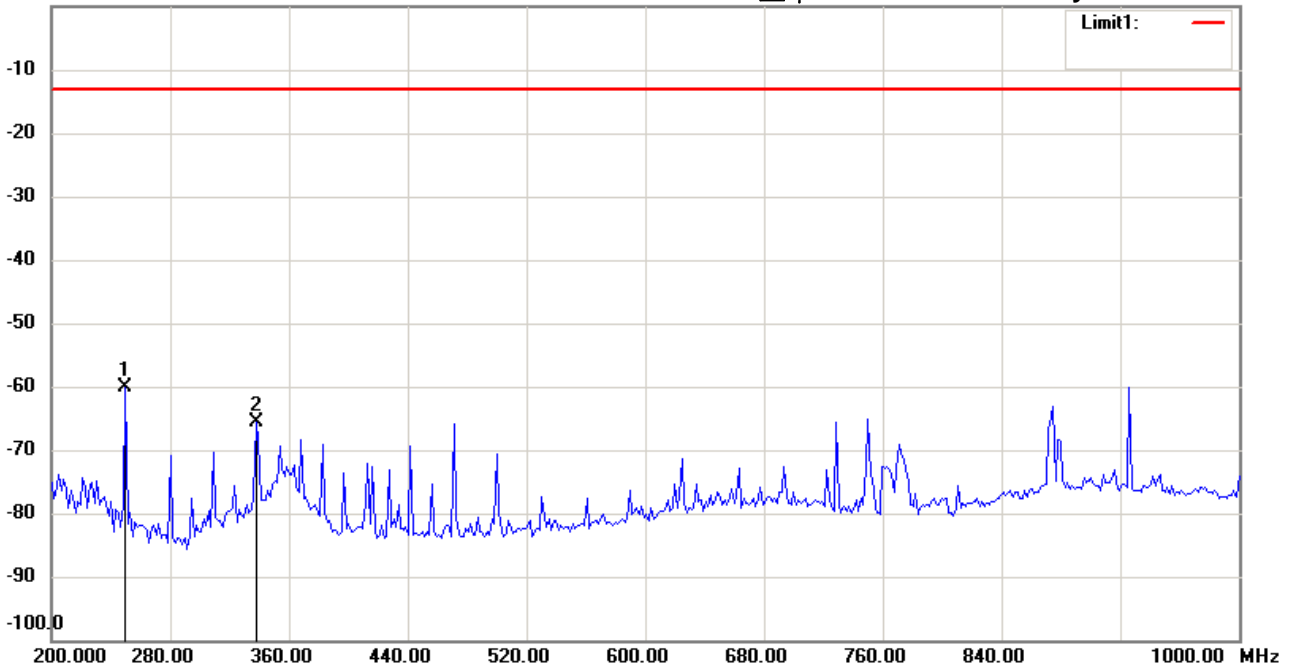
Date: 2015/7/28

Temperature:27.8 °C

0.0 dBm

Time: 上午 09:49:53

Humidity:63.4 %



Site : Chamber

Condition : FCC\_part 24 (1900 band)

EUT : W6M21507-15160

M/N:

Test Mode : ACTIVE PCS1900 CH512

Note :

Polarization: *Horizontal*

Power : 120 Va.c.

Distance: 3m

Mk.	Frequency (MHz)	Reading (dBm)	Detector	Corr. factor (dB)	Result (dBm)	Limit (dBm)	Ant.Pos (cm)	Tab.Pos (deg.)	Margin (dB)	Comment
*	249.6994	-48.85	peak	-11.19	-60.04	-13.00	150	220	-47.04	
	337.8758	-57.96	peak	-7.72	-65.68	-13.00	150	145	-52.68	

\*:Maximum data    x:Over limit    !:over margin



**Radiated Emission Measurement**

Operator: Kent

File :2

Data :#2

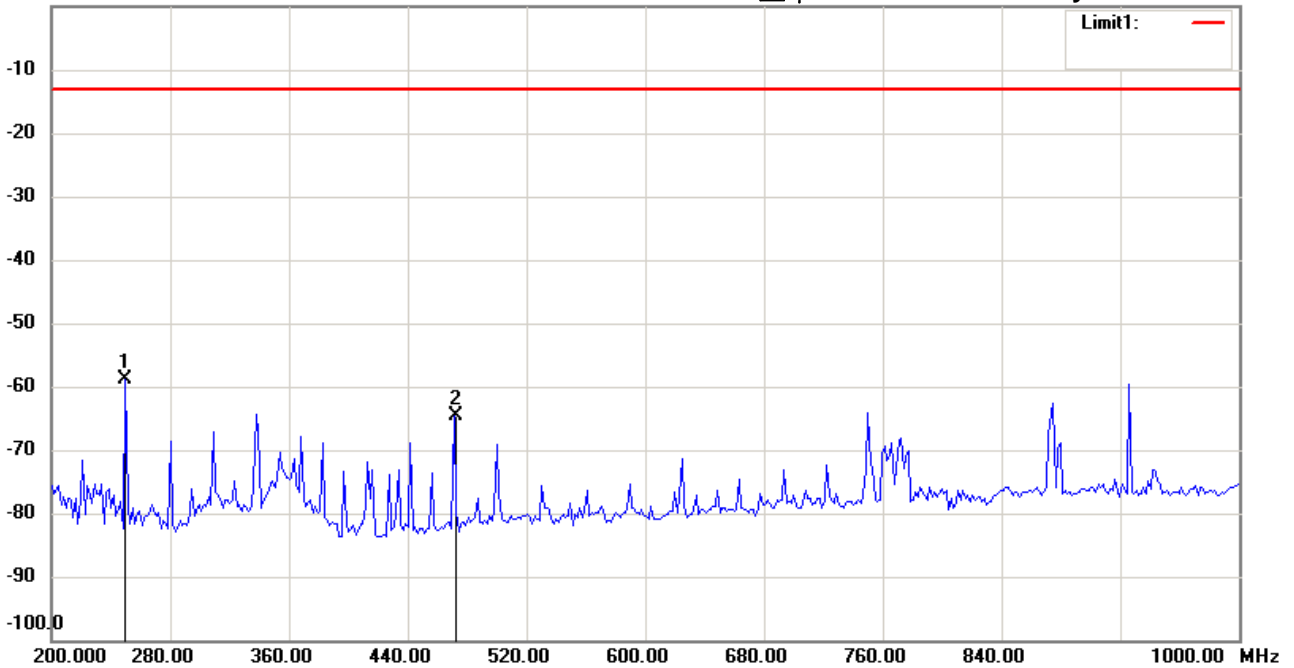
Date: 2015/7/28

Temperature:27.8 °C

0.0 dBm

Time: 上午 09:57:45

Humidity:63.4 %



Site : Chamber

Condition : FCC\_part 24 (1900 band)

Polarization: **Vertical**

EUT : W6M21507-15160

Power : 120 Va.c.

M/N:

Distance: 3m

Test Mode : ACTIVE PCS1900 CH512

Note :

Mk.	Frequency (MHz)	Reading (dBm)	Detector	Corr. factor (dB)	Result (dBm)	Limit (dBm)	Ant.Pos (cm)	Tab.Pos (deg.)	Margin (dB)	Comment
*	249.6994	-48.92	peak	-9.91	-58.83	-13.00	150	220	-45.83	
	470.9420	-58.55	peak	-6.02	-64.57	-13.00	150	185	-51.57	

\*:Maximum data    x:Over limit    !:over margin



**Radiated Emission Measurement**

Operator: Kent

File :3

Data :#1

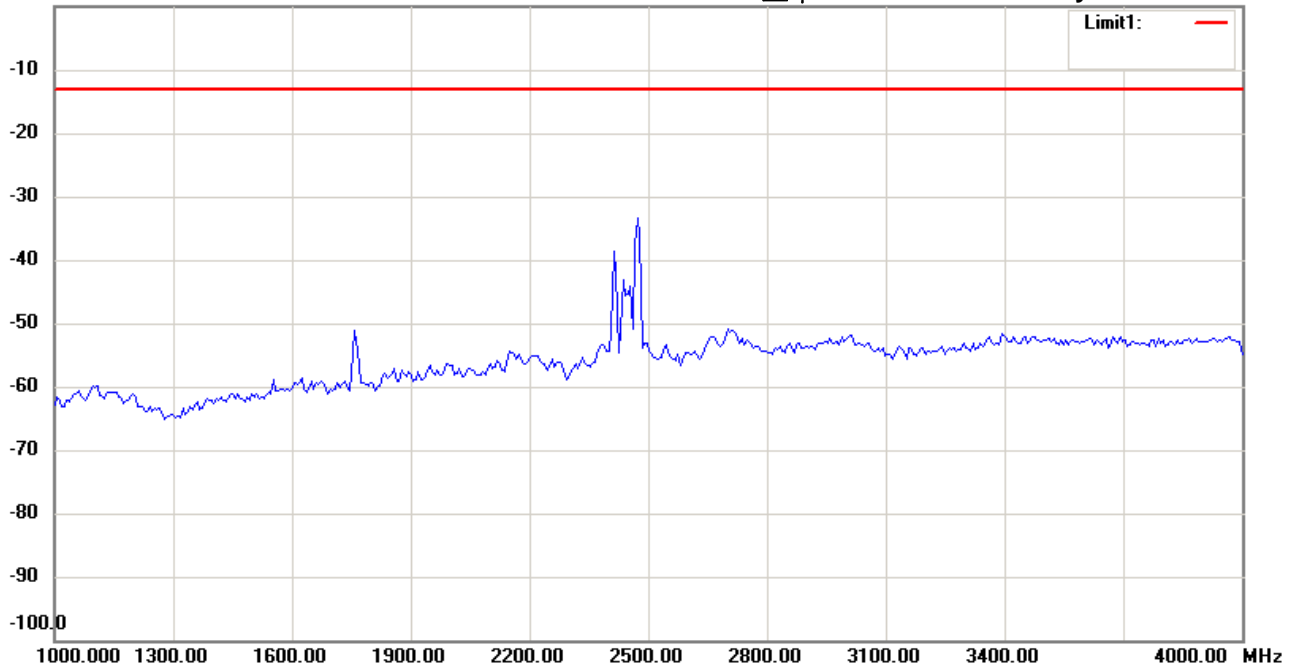
Date: 2015/7/27

Temperature:27.8 °C

0.0 dBm

Time: 上午 11:43:52

Humidity:63.4 %



Site : Chamber

Condition : FCC\_part 24 (1900 band)

EUT : W6M21507-15160

M/N:

Test Mode : ACTIVE PCS1900 CH512

Note :

Polarization: *Horizontal*

Power : 120 Va.c.

Distance: 3m

Mk.	Frequency (MHz)	Reading (dBm)	Detector	Corr. factor (dB)	Result (dBm)	Limit (dBm)	Ant.Pos (cm)	Tab.Pos (deg.)	Margin (dB)	Comment
-----	-----------------	---------------	----------	-------------------	--------------	-------------	--------------	----------------	-------------	---------

\*:Maximum data    x:Over limit    !:over margin



**Radiated Emission Measurement**

Operator: Kent

File :3

Data :#6

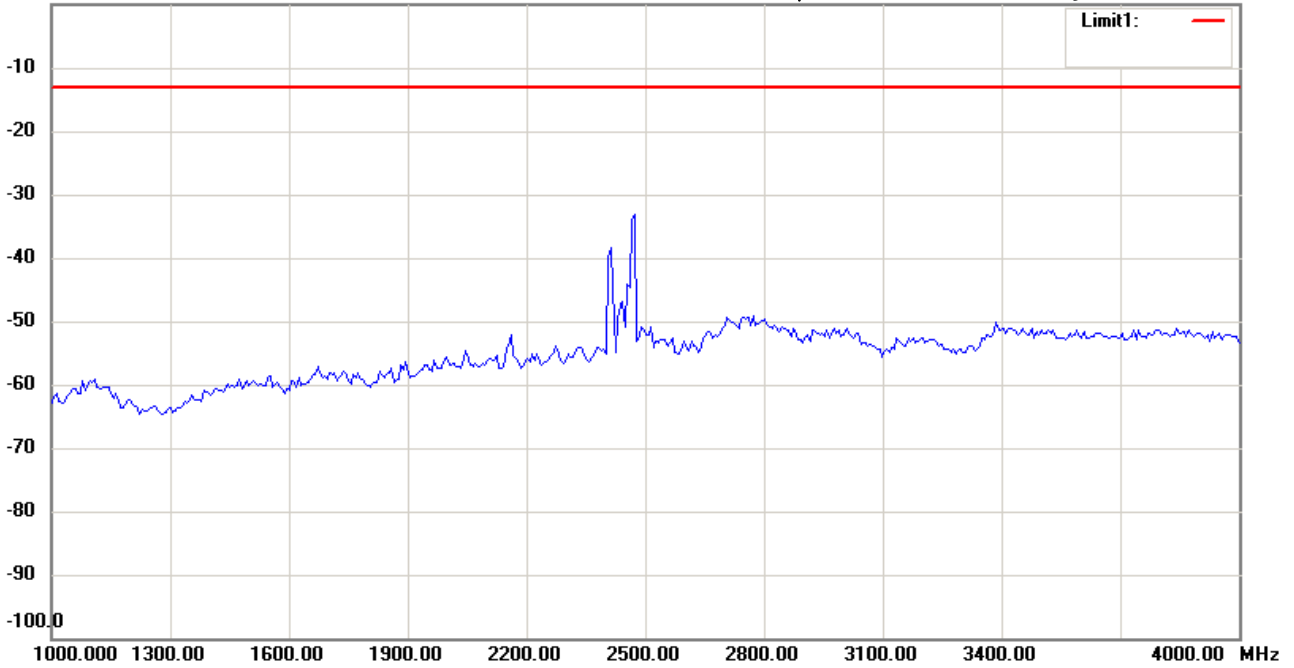
Date: 2015/7/27

Temperature:27.8 °C

0.0 dBm

Time: 上午 11:48:29

Humidity:63.4 %



Site : Chamber

Condition : FCC\_part 24 (1900 band)

EUT : W6M21507-15160

M/N:

Test Mode : ACTIVE PCS1900 CH512

Note :

Polarization: *Vertical*

Power : 120 Va.c.

Distance: 3m

Mk.	Frequency (MHz)	Reading (dBm)	Detector	Corr. factor (dB)	Result (dBm)	Limit (dBm)	Ant.Pos (cm)	Tab.Pos (deg.)	Margin (dB)	Comment
-----	-----------------	---------------	----------	-------------------	--------------	-------------	--------------	----------------	-------------	---------

\*:Maximum data    x:Over limit    !:over margin



Radiated Emission Measurement

Operator: Kent

File :3

Data :#2

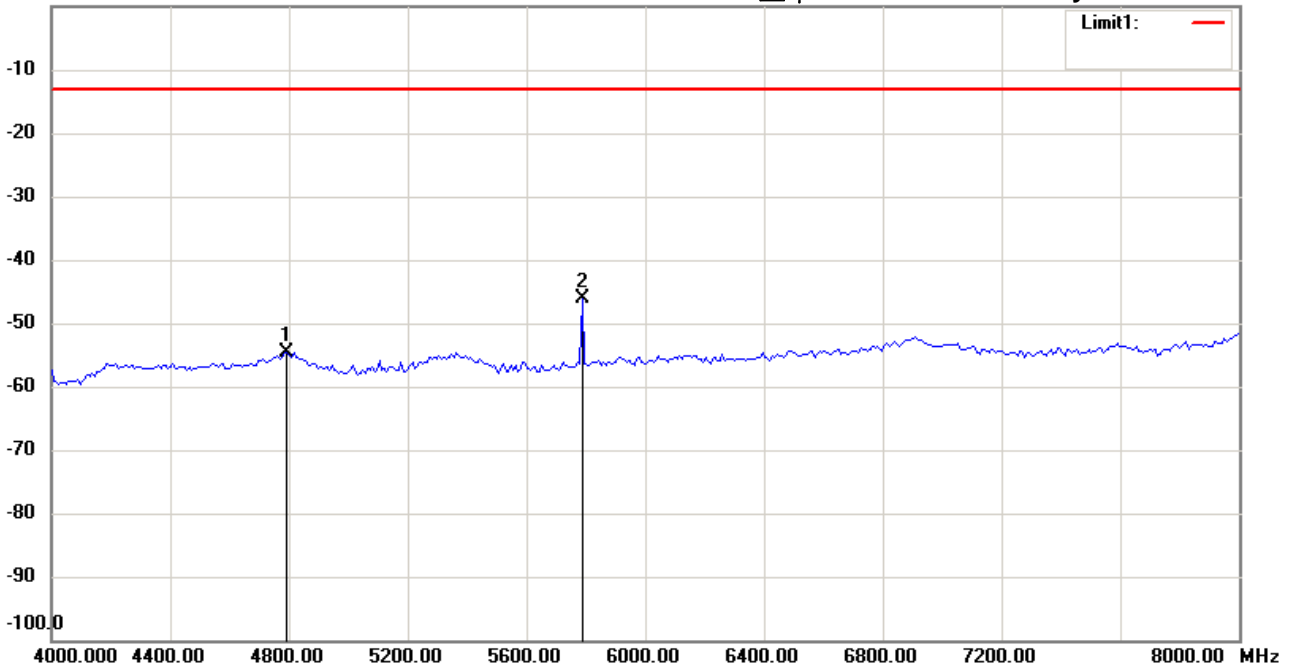
Date: 2015/7/27

Temperature:27.8 °C

0.0 dBm

Time: 上午 11:44:41

Humidity:63.4 %



Site : Chamber

Condition : FCC\_part 24 (1900 band)

EUT : W6M21507-15160

M/N:

Test Mode : ACTIVE PCS1900 CH512

Note :

Polarization: *Horizontal*

Power : 120 Va.c.

Distance: 3m

Mk.	Frequency (MHz)	Reading (dBm)	Detector	Corr. factor (dB)	Result (dBm)	Limit (dBm)	Ant.Pos (cm)	Tab.Pos (deg.)	Margin (dB)	Comment
	4793.587	-66.52	peak	11.83	-54.69	-13.00	150	195	-41.69	
*	5787.575	-57.56	peak	11.36	-46.20	-13.00	150	245	-33.20	

\*:Maximum data    x:Over limit    !:over margin



**Radiated Emission Measurement**

Operator: Kent

File :3

Data :#7

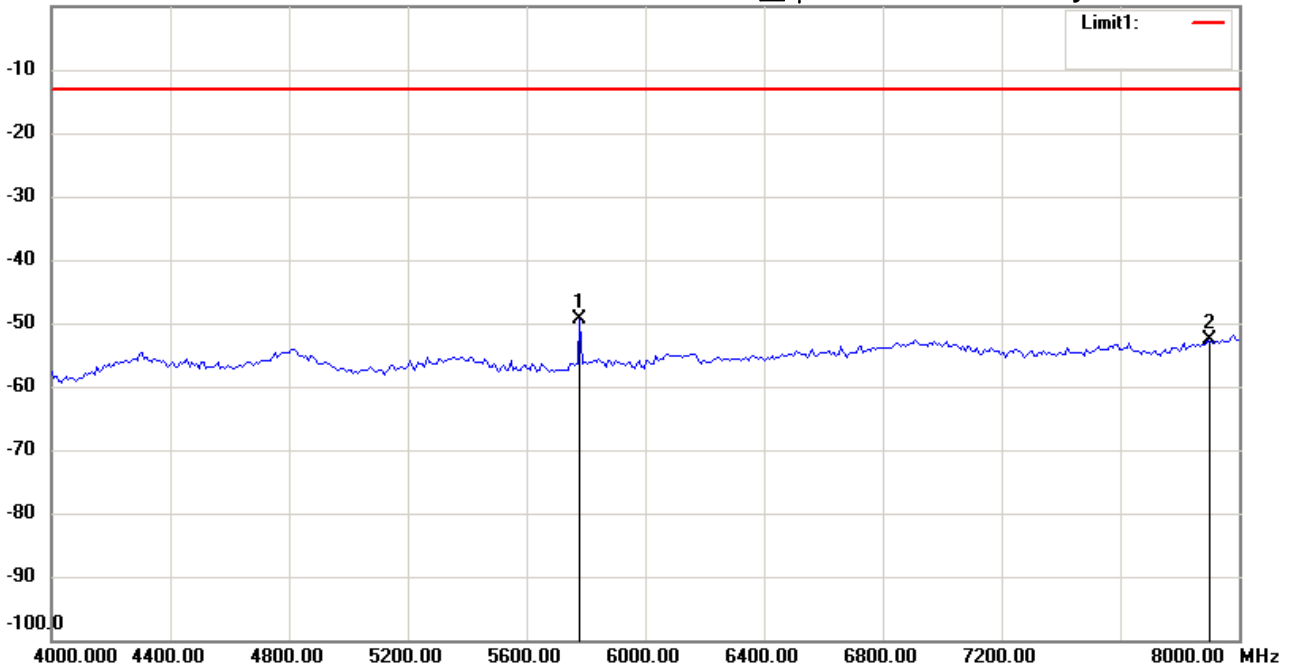
Date: 2015/7/27

Temperature:27.8 °C

0.0 dBm

Time: 上午 11:49:15

Humidity:63.4 %



Site : Chamber

Condition : FCC\_part 24 (1900 band)

EUT : W6M21507-15160

M/N:

Test Mode : ACTIVE PCS1900 CH512

Note :

Polarization: *Vertical*

Power : 120 Va.c.

Distance: 3m

Mk.	Frequency (MHz)	Reading (dBm)	Detector	Corr. factor (dB)	Result (dBm)	Limit (dBm)	Ant.Pos (cm)	Tab.Pos (deg.)	Margin (dB)	Comment
*	5779.559	-60.80	peak	11.31	-49.49	-13.00	150	245	-36.49	
	7895.792	-64.63	peak	11.91	-52.72	-13.00	150	110	-39.72	

\*:Maximum data    x:Over limit    !:over margin





**Radiated Emission Measurement**

Operator: Kent

File :3

Data :#3

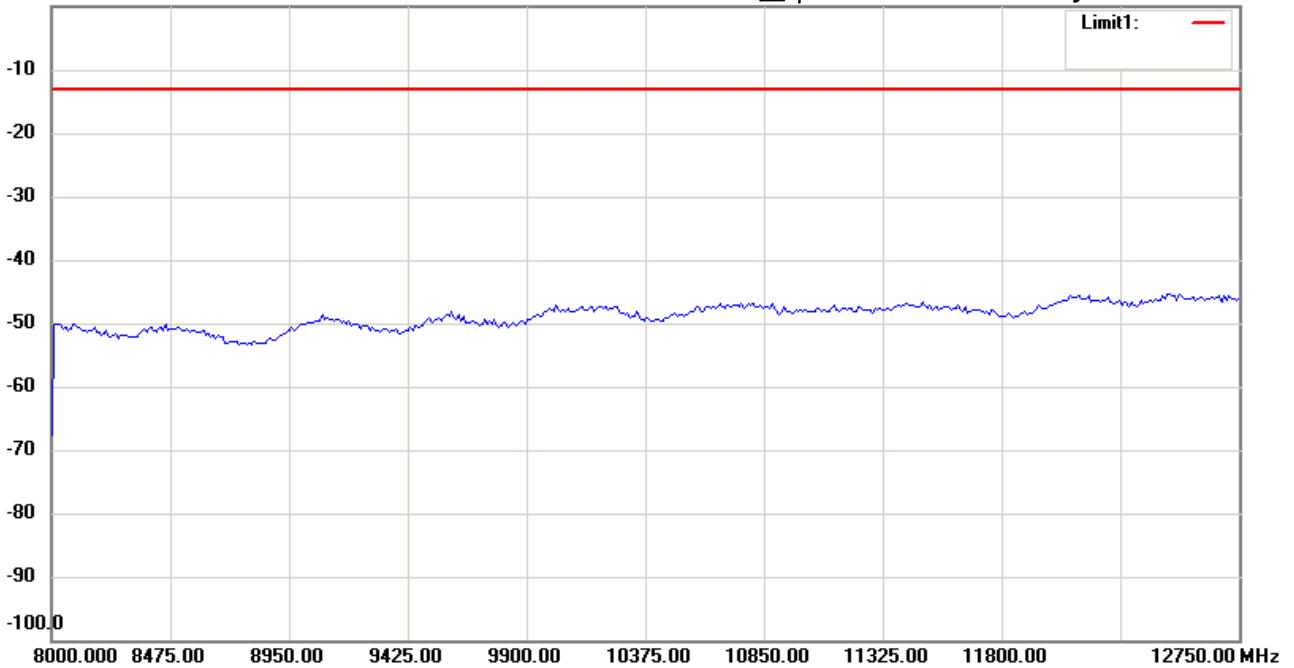
Date: 2015/7/27

Temperature:27.8 °C

0.0 dBm

Time: 上午 11:45:26

Humidity:63.4 %



Site : Chamber

Condition : FCC\_part 24 (1900 band)

EUT : W6M21507-15160

M/N:

Test Mode : ACTIVE PCS1900 CH512

Note :

Polarization: *Horizontal*

Power : 120 Va.c.

Distance: 3m

Mk.	Frequency (MHz)	Reading (dBm)	Detector	Corr. factor (dB)	Result (dBm)	Limit (dBm)	Ant.Pos (cm)	Tab.Pos (deg.)	Margin (dB)	Comment
-----	-----------------	---------------	----------	-------------------	--------------	-------------	--------------	----------------	-------------	---------

\*:Maximum data    x:Over limit    !:over margin



Radiated Emission Measurement

Operator: Kent

File :3

Data :#8

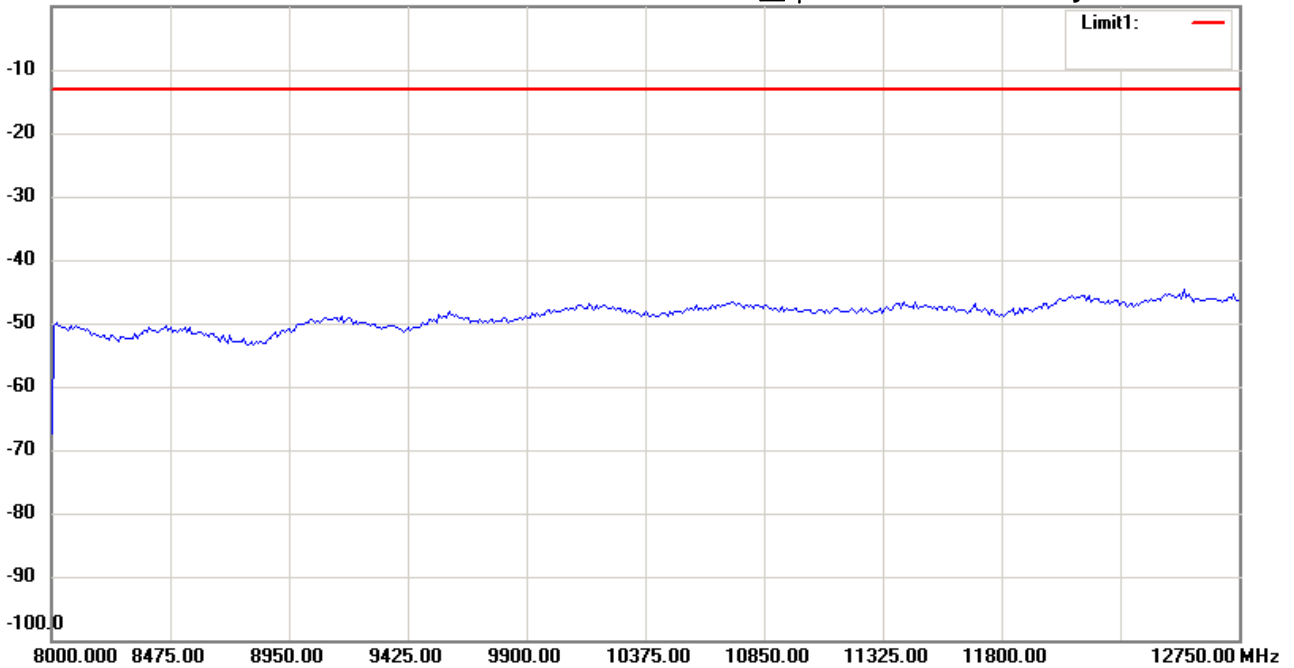
Date: 2015/7/27

Temperature:27.8 °C

0.0 dBm

Time: 上午 11:50:01

Humidity:63.4 %



Site : Chamber

Condition : FCC\_part 24 (1900 band)

EUT : W6M21507-15160

M/N:

Test Mode : ACTIVE PCS1900 CH512

Note :

Polarization: *Vertical*

Power : 120 Va.c.

Distance: 3m

Mk.	Frequency (MHz)	Reading (dBm)	Detector	Corr. factor (dB)	Result (dBm)	Limit (dBm)	Ant.Pos (cm)	Tab.Pos (deg.)	Margin (dB)	Comment
-----	-----------------	---------------	----------	-------------------	--------------	-------------	--------------	----------------	-------------	---------

\*:Maximum data    x:Over limit    !:over margin



Radiated Emission Measurement

Operator: Kent

File :3

Data :#4

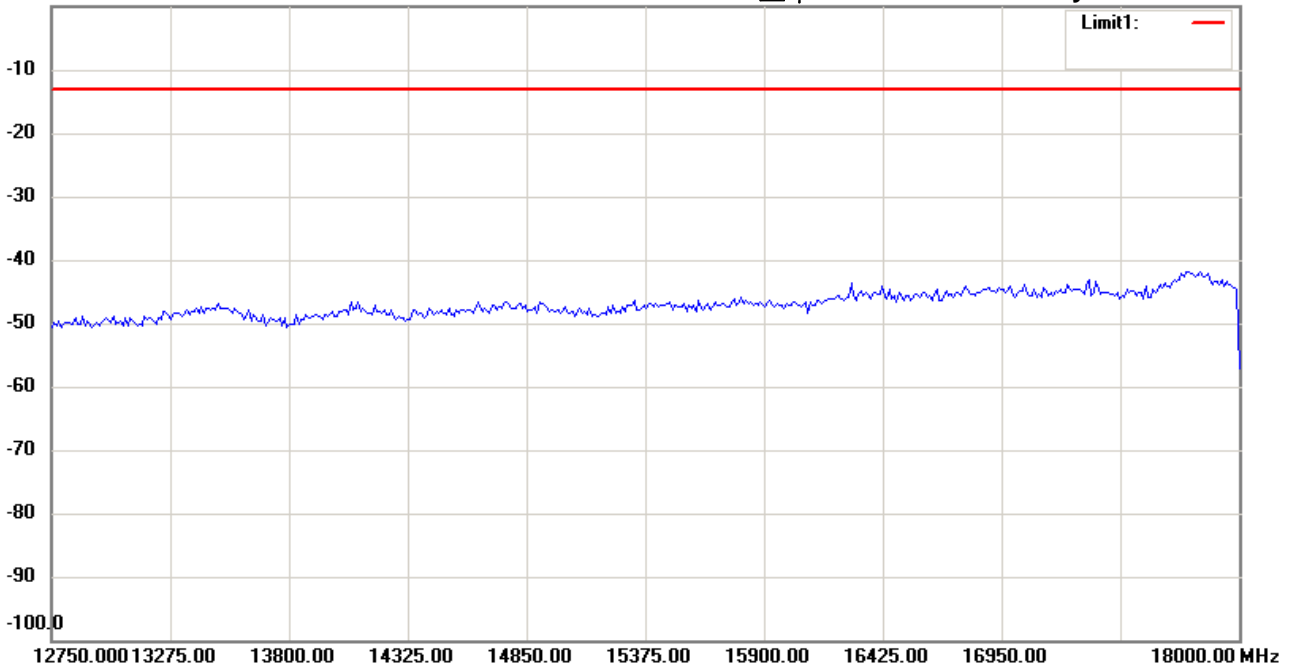
Date: 2015/7/27

Temperature:27.8 °C

0.0 dBm

Time: 上午 11:45:38

Humidity:63.4 %



Site : Chamber

Condition : FCC\_part 24 (1900 band)

EUT : W6M21507-15160

M/N:

Test Mode : ACTIVE PCS1900 CH512

Note :

Polarization: *Horizontal*

Power : 120 Va.c.

Distance: 3m

Mk.	Frequency (MHz)	Reading (dBm)	Detector	Corr. factor (dB)	Result (dBm)	Limit (dBm)	Ant.Pos (cm)	Tab.Pos (deg.)	Margin (dB)	Comment
-----	-----------------	---------------	----------	-------------------	--------------	-------------	--------------	----------------	-------------	---------

\*:Maximum data    x:Over limit    !:over margin



Radiated Emission Measurement

Operator: Kent

File :3

Data :#9

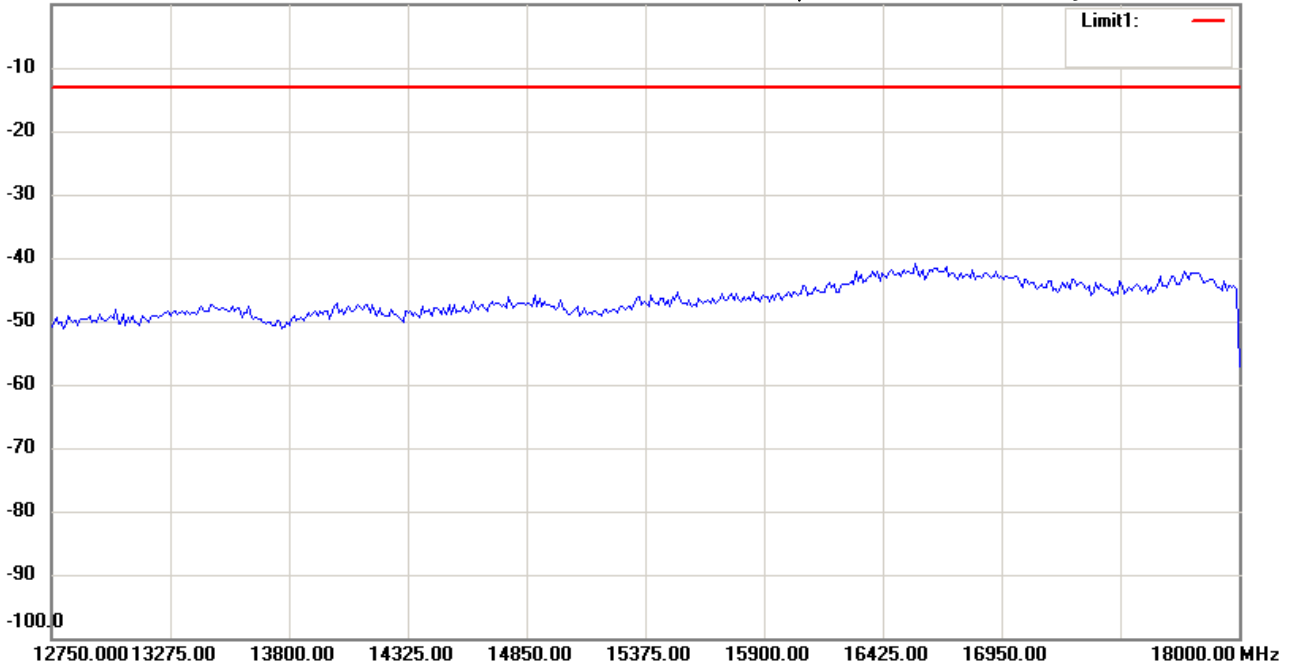
Date: 2015/7/27

Temperature:27.8 °C

0.0 dBm

Time: 上午 11:50:13

Humidity:63.4 %



Site : Chamber

Condition : FCC\_part 24 (1900 band)

EUT : W6M21507-15160

M/N:

Test Mode : ACTIVE PCS1900 CH512

Note :

Polarization: *Vertical*

Power : 120 Va.c.

Distance: 3m

Mk.	Frequency (MHz)	Reading (dBm)	Detector	Corr. factor (dB)	Result (dBm)	Limit (dBm)	Ant.Pos (cm)	Tab.Pos (deg.)	Margin (dB)	Comment
-----	-----------------	---------------	----------	-------------------	--------------	-------------	--------------	----------------	-------------	---------

\*:Maximum data    x:Over limit    !:over margin



Radiated Emission Measurement

Operator: Kent

File :3

Data :#5

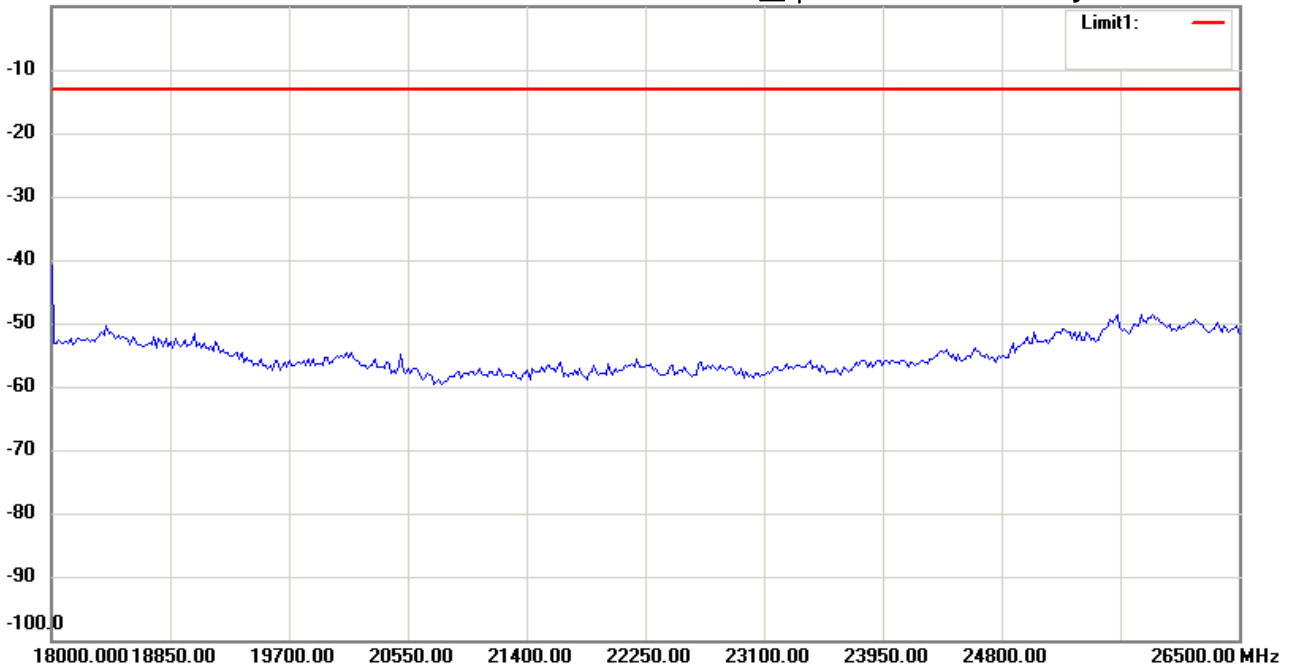
Date: 2015/7/27

Temperature:27.8 °C

0.0 dBm

Time: 上午 11:45:50

Humidity:63.4 %



Site : Chamber

Condition : FCC\_part 24 (1900 band)

EUT : W6M21507-15160

M/N:

Test Mode : ACTIVE PCS1900 CH512

Note :

Polarization: *Horizontal*

Power : 120 Va.c.

Distance: 3m

Mk.	Frequency (MHz)	Reading (dBm)	Detector	Corr. factor (dB)	Result (dBm)	Limit (dBm)	Ant.Pos (cm)	Tab.Pos (deg.)	Margin (dB)	Comment
-----	-----------------	---------------	----------	-------------------	--------------	-------------	--------------	----------------	-------------	---------

\*:Maximum data    x:Over limit    !:over margin



**Radiated Emission Measurement**

Operator: Kent

File :3

Data :#10

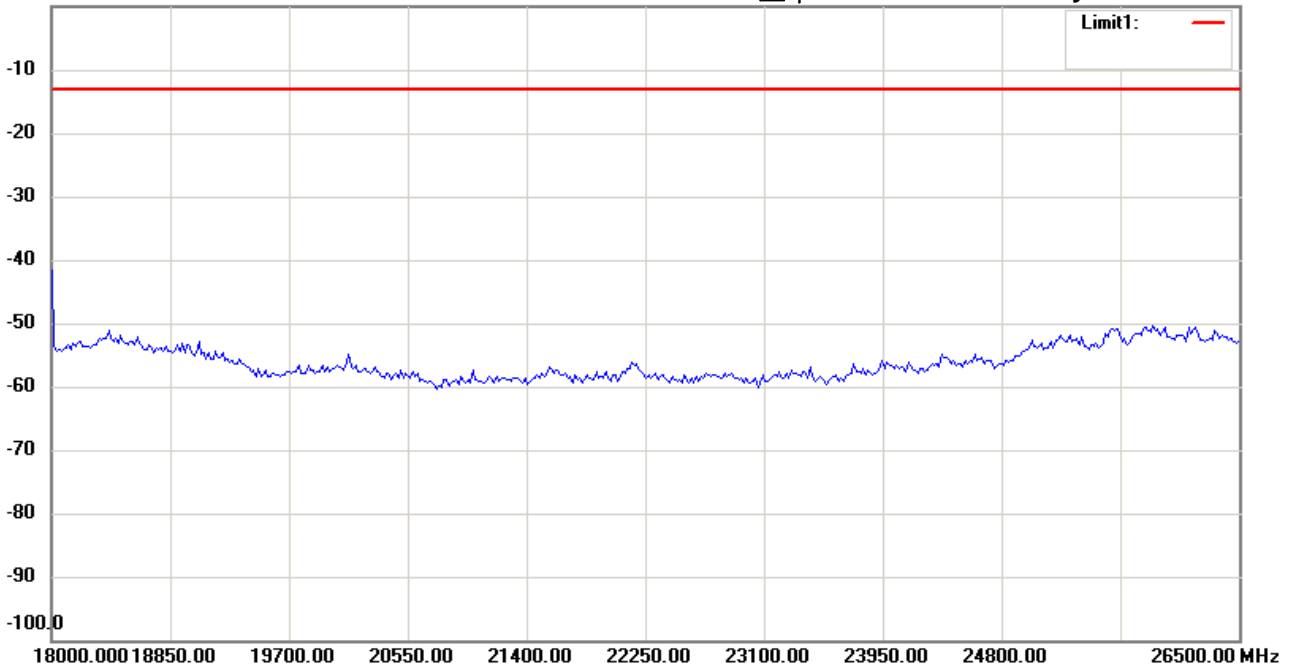
Date: 2015/7/27

Temperature:27.8 °C

0.0 dBm

Time: 上午 11:50:24

Humidity:63.4 %



Site : Chamber

Condition : FCC\_part 24 (1900 band)

Polarization: *Vertical*

EUT : W6M21507-15160

Power : 120 Va.c.

M/N:

Distance: 3m

Test Mode : ACTIVE PCS1900 CH512

Note :

Mk.	Frequency (MHz)	Reading (dBm)	Detector	Corr. factor (dB)	Result (dBm)	Limit (dBm)	Ant.Pos (cm)	Tab.Pos (deg.)	Margin (dB)	Comment
-----	-----------------	---------------	----------	-------------------	--------------	-------------	--------------	----------------	-------------	---------

\*:Maximum data    x:Over limit    !:over margin



Radiated Emission Measurement

Operator: Kent

File :1

Data :#1

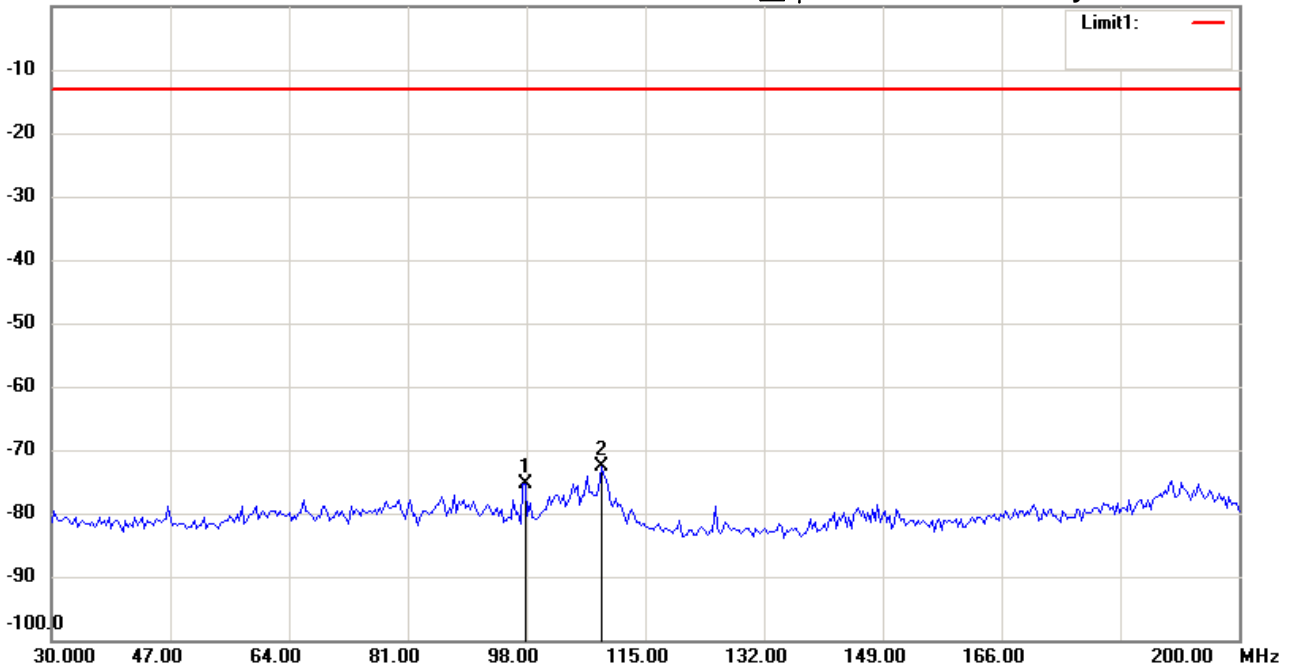
Date: 2015/7/28

Temperature:27.8 °C

0.0 dBm

Time: 上午 10:46:16

Humidity:63.4 %



Site : Chamber

Condition : FCC\_part 24 (1900 band)

EUT : W6M21507-15160

M/N:

Test Mode : ACTIVE PCS1900 CH661

Note :

Polarization: *Horizontal*

Power : 120 Va.c.

Distance: 3m

Mk.	Frequency (MHz)	Reading (dBm)	Detector	Corr. factor (dB)	Result (dBm)	Limit (dBm)	Ant.Pos (cm)	Tab.Pos (deg.)	Margin (dB)	Comment
	97.4550	-99.10	peak	23.64	-75.46	-13.00	150	195	-62.46	
*	108.6974	-95.69	peak	23.08	-72.61	-13.00	150	345	-59.61	

\*:Maximum data    x:Over limit    !:over margin



**Radiated Emission Measurement**

Operator: Kent

File :1

Data :#2

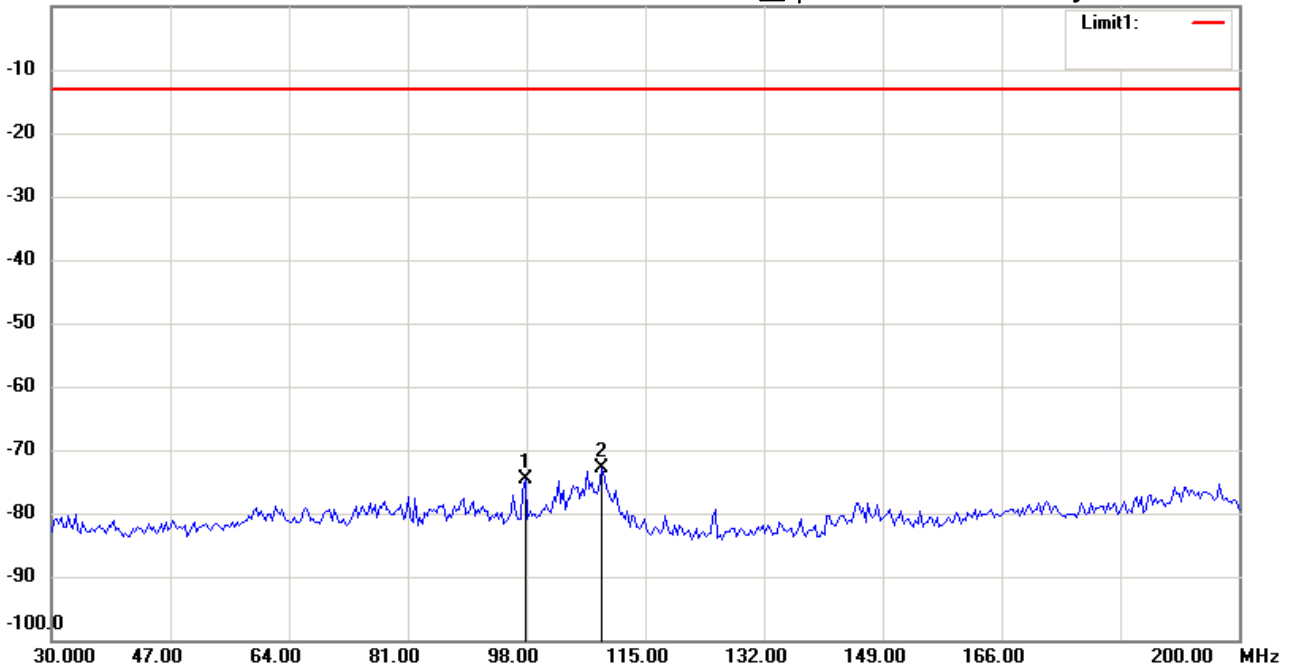
Date: 2015/7/28

Temperature:27.8 °C

0.0 dBm

Time: 上午 10:46:44

Humidity:63.4 %



Site : Chamber

Condition : FCC\_part 24 (1900 band)

Polarization: **Vertical**

EUT : W6M21507-15160

Power : 120 Va.c.

M/N:

Distance: 3m

Test Mode : ACTIVE PCS1900 CH661

Note :

Mk.	Frequency (MHz)	Reading (dBm)	Detector	Corr. factor (dB)	Result (dBm)	Limit (dBm)	Ant.Pos (cm)	Tab.Pos (deg.)	Margin (dB)	Comment
	97.7956	-98.91	peak	24.20	-74.71	-13.00	150	185	-61.71	
*	108.6974	-96.51	peak	23.61	-72.90	-13.00	150	245	-59.90	

\*:Maximum data    x:Over limit    !:over margin





**Radiated Emission Measurement**

Operator: Kent

File :2

Data :#1

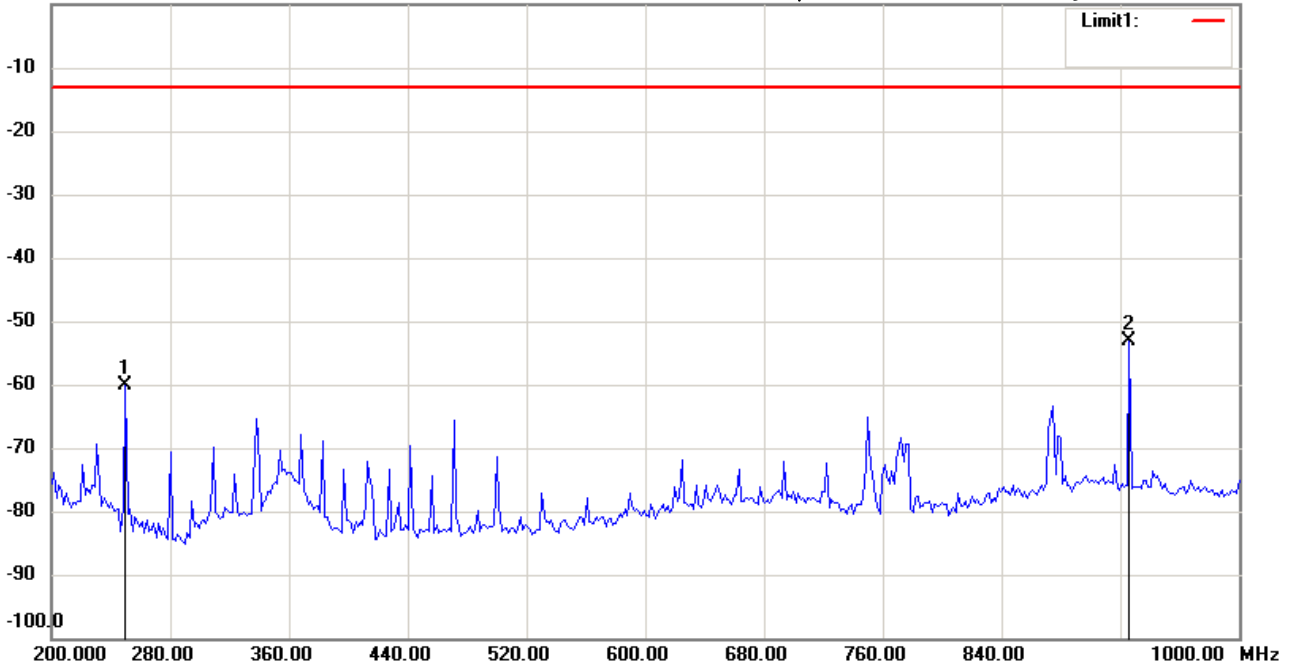
Date: 2015/7/28

Temperature:27.8 °C

0.0 dBm

Time: 上午 09:50:52

Humidity:63.4 %



Site : Chamber

Condition : FCC\_part 24 (1900 band)

EUT : W6M21507-15160

M/N:

Test Mode : ACTIVE PCS1900 CH661

Note :

Polarization: *Horizontal*

Power : 120 Va.c.

Distance: 3m

Mk.	Frequency (MHz)	Reading (dBm)	Detector	Corr. factor (dB)	Result (dBm)	Limit (dBm)	Ant.Pos (cm)	Tab.Pos (deg.)	Margin (dB)	Comment
	249.6994	-48.85	peak	-11.19	-60.04	-13.00	150	185	-47.04	
*	926.2525	-53.76	peak	0.68	-53.08	-13.00	150	220	-40.08	

\*:Maximum data    x:Over limit    !:over margin



**Radiated Emission Measurement**

Operator: Kent

File :2

Data :#2

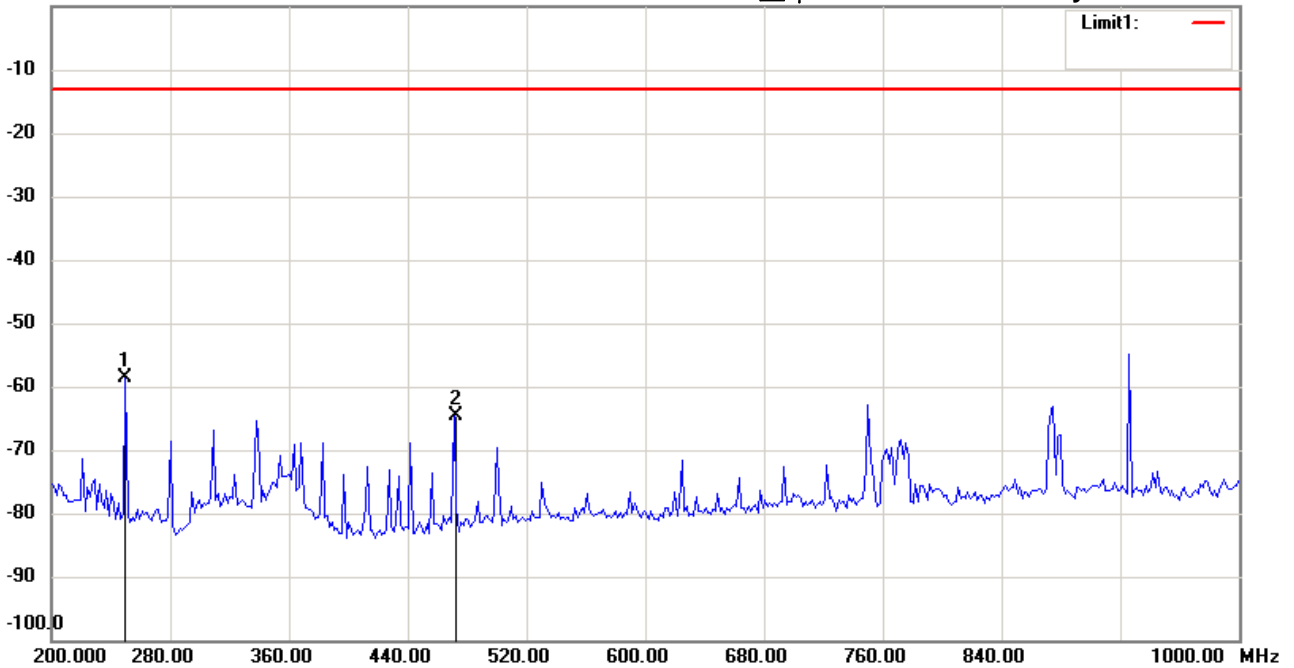
Date: 2015/7/28

Temperature:27.8 °C

0.0 dBm

Time: 上午 09:58:49

Humidity:63.4 %



Site : Chamber

Condition : FCC\_part 24 (1900 band)

EUT : W6M21507-15160

M/N:

Test Mode : ACTIVE PCS1900 CH661

Note :

Polarization: *Vertical*

Power : 120 Va.c.

Distance: 3m

Mk.	Frequency (MHz)	Reading (dBm)	Detector	Corr. factor (dB)	Result (dBm)	Limit (dBm)	Ant.Pos (cm)	Tab.Pos (deg.)	Margin (dB)	Comment
*	249.6994	-48.66	peak	-9.91	-58.57	-13.00	150	220	-45.57	
	470.9420	-58.51	peak	-6.02	-64.53	-13.00	150	175	-51.53	

\*:Maximum data    x:Over limit    !:over margin



**Radiated Emission Measurement**

Operator: Kent

File :3

Data :#1

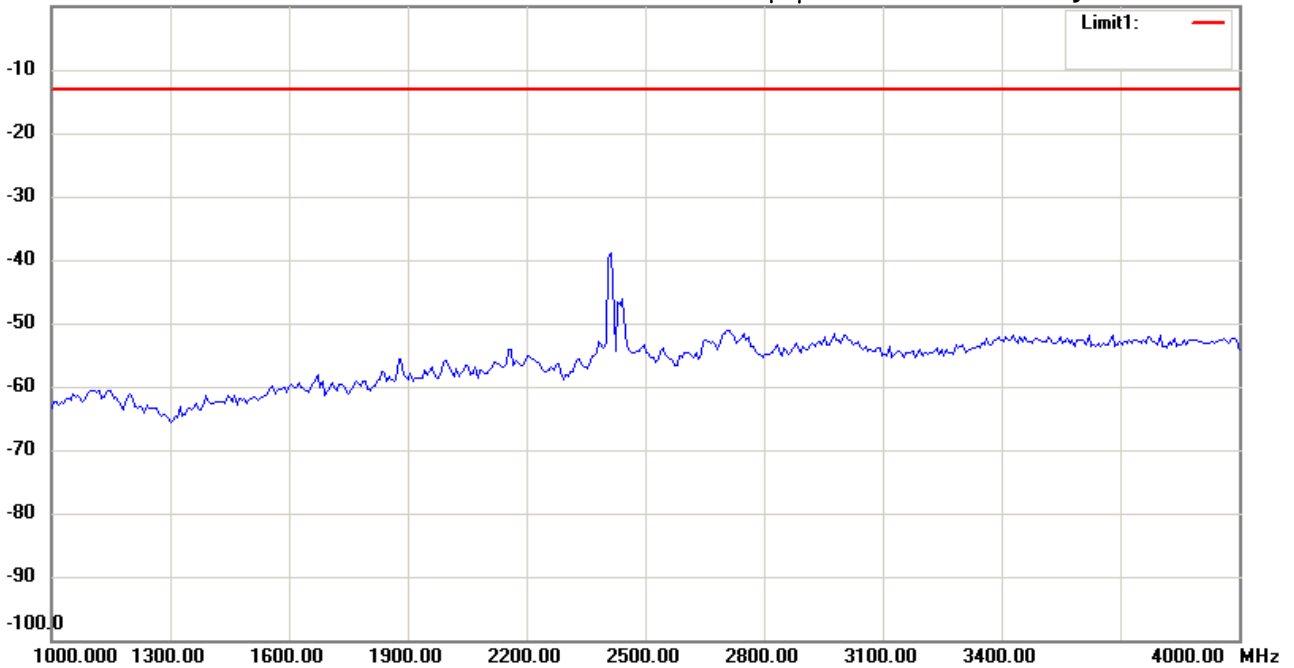
Date: 2015/7/27

Temperature:27.8 °C

0.0 dBm

Time: 下午 01:15:35

Humidity:63.4 %



Site : Chamber

Condition : FCC\_part 24 (1900 band)

EUT : W6M21507-15160

M/N:

Test Mode : ACTIVE PCS1900 CH661

Note :

Polarization: *Horizontal*

Power : 120 Va.c.

Distance: 3m

Mk.	Frequency (MHz)	Reading (dBm)	Detector	Corr. factor (dB)	Result (dBm)	Limit (dBm)	Ant.Pos (cm)	Tab.Pos (deg.)	Margin (dB)	Comment
-----	-----------------	---------------	----------	-------------------	--------------	-------------	--------------	----------------	-------------	---------

\*:Maximum data    x:Over limit    !:over margin



Radiated Emission Measurement

Operator: Kent

File :3

Data :#6

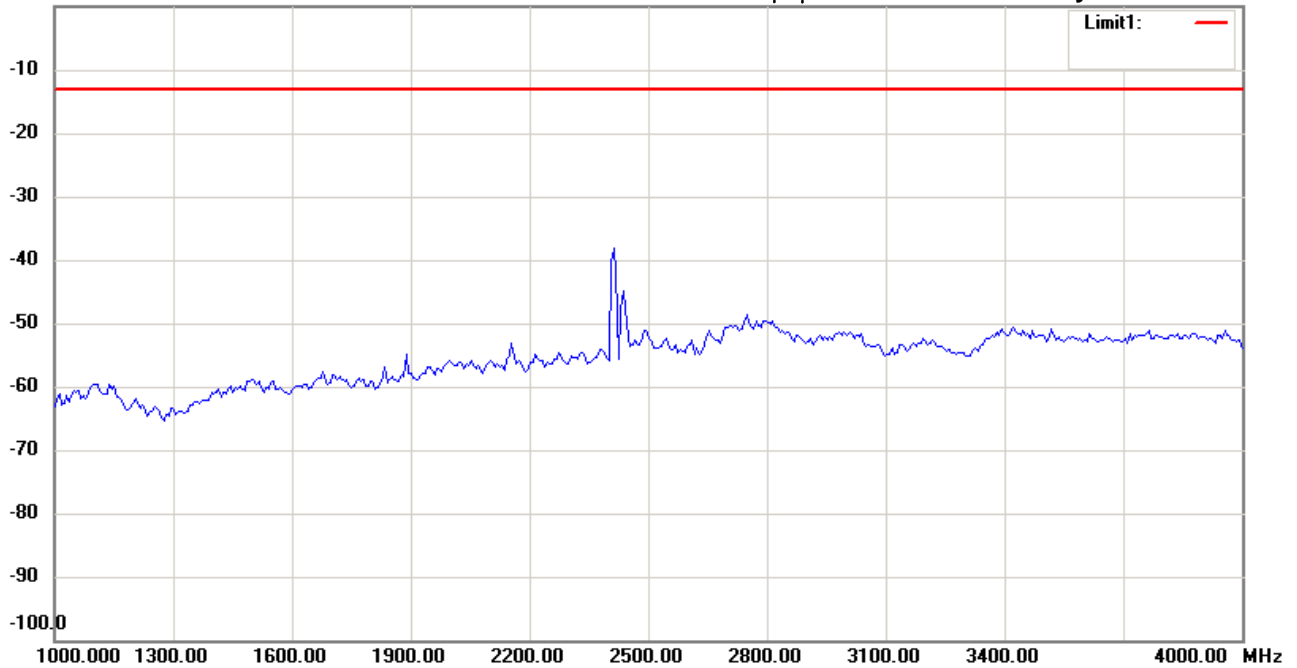
Date: 2015/7/27

Temperature:27.8 °C

0.0 dBm

Time: 下午 01:19:29

Humidity:63.4 %



Site : Chamber

Condition : FCC\_part 24 (1900 band)

EUT : W6M21507-15160

M/N:

Test Mode : ACTIVE PCS1900 CH661

Note :

Polarization: *Vertical*

Power : 120 Va.c.

Distance: 3m

Mk.	Frequency (MHz)	Reading (dBm)	Detector	Corr. factor (dB)	Result (dBm)	Limit (dBm)	Ant.Pos (cm)	Tab.Pos (deg.)	Margin (dB)	Comment
-----	-----------------	---------------	----------	-------------------	--------------	-------------	--------------	----------------	-------------	---------

\*:Maximum data    x:Over limit    !:over margin



Radiated Emission Measurement

Operator: Kent

File :3

Data :#2

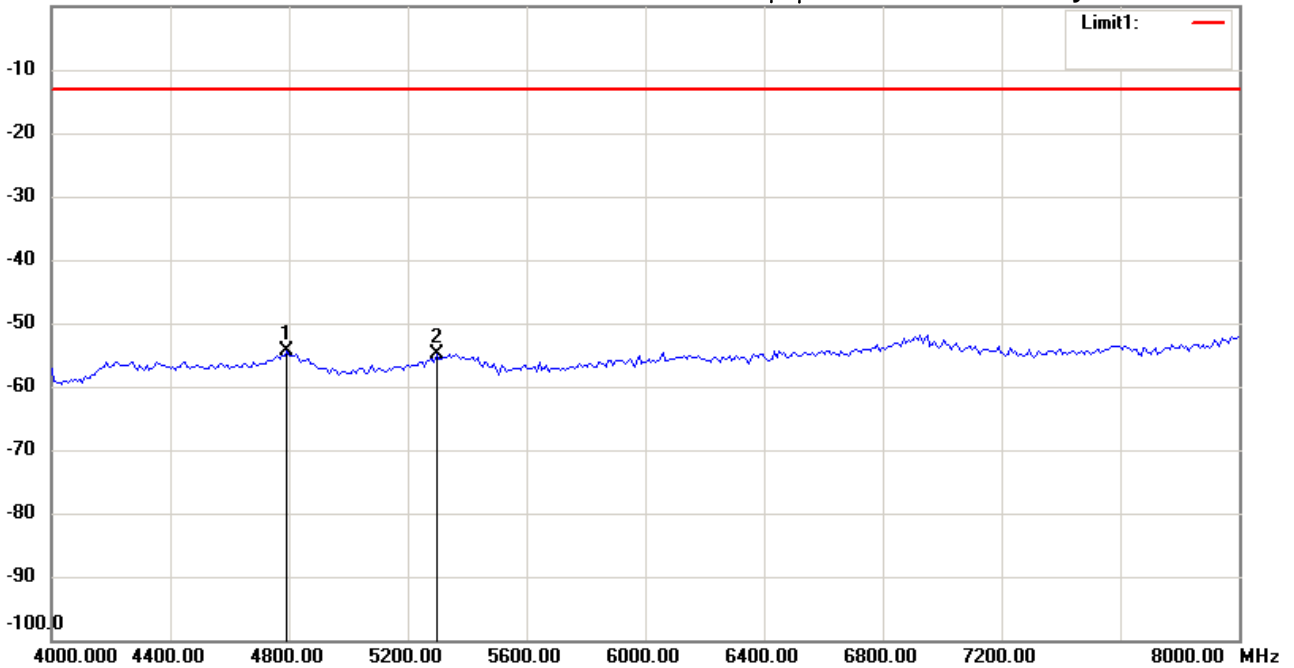
Date: 2015/7/27

Temperature:27.8 °C

0.0 dBm

Time: 下午 01:16:24

Humidity:63.4 %



Site : Chamber

Condition : FCC\_part 24 (1900 band)

Polarization: *Horizontal*

EUT : W6M21507-15160

Power : 120 Va.c.

M/N:

Distance: 3m

Test Mode : ACTIVE PCS1900 CH661

Note :

Mk.	Frequency (MHz)	Reading (dBm)	Detector	Corr. factor (dB)	Result (dBm)	Limit (dBm)	Ant.Pos (cm)	Tab.Pos (deg.)	Margin (dB)	Comment
*	4793.587	-66.31	peak	11.83	-54.48	-13.00	150	220	-41.48	
	5298.597	-67.30	peak	12.52	-54.78	-13.00	150	195	-41.78	

\*:Maximum data    x:Over limit    !:over margin



Radiated Emission Measurement

Operator: Kent

File :3

Data :#7

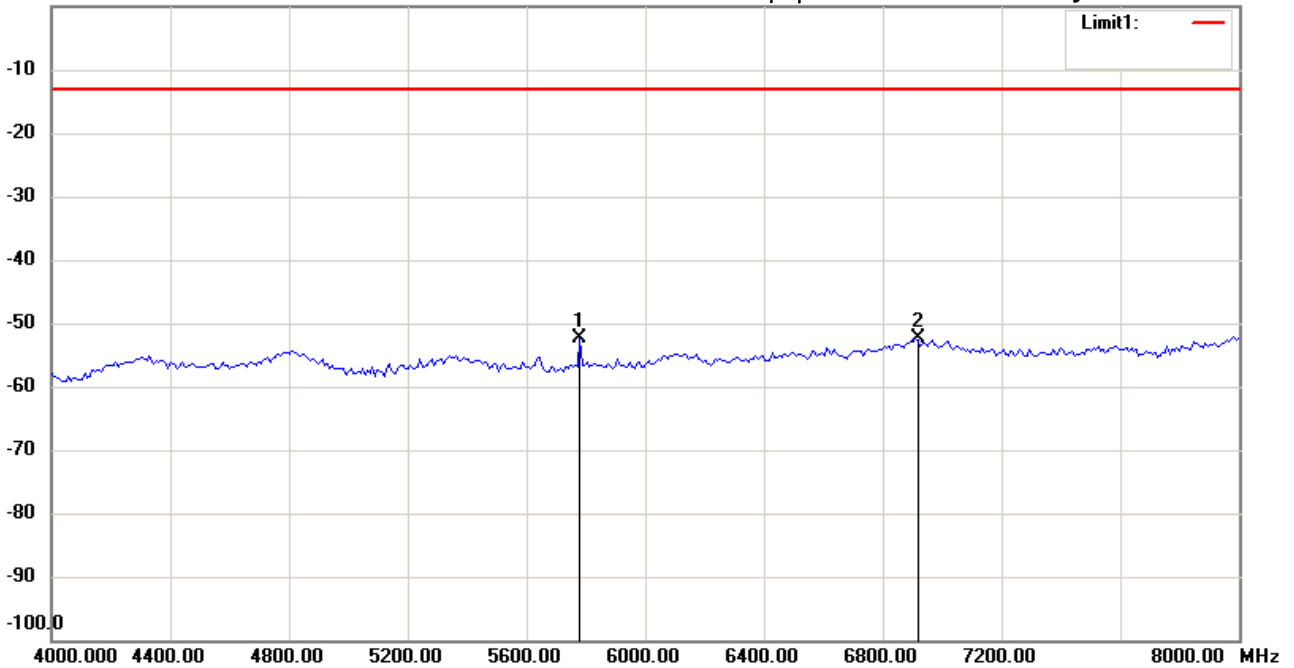
Date: 2015/7/27

Temperature:27.8 °C

0.0 dBm

Time: 下午 01:20:18

Humidity:63.4 %



Site : Chamber

Condition : FCC\_part 24 (1900 band)

EUT : W6M21507-15160

M/N:

Test Mode : ACTIVE PCS1900 CH661

Note :

Polarization: **Vertical**

Power : 120 Va.c.

Distance: 3m

Mk.	Frequency (MHz)	Reading (dBm)	Detector	Corr. factor (dB)	Result (dBm)	Limit (dBm)	Ant.Pos (cm)	Tab.Pos (deg.)	Margin (dB)	Comment
	5779.559	-63.69	peak	11.31	-52.38	-13.00	150	185	-39.38	
*	6909.820	-65.76	peak	13.41	-52.35	-13.00	150	220	-39.35	

\*:Maximum data    x:Over limit    !:over margin



Radiated Emission Measurement

Operator: Kent

File :3

Data :#3

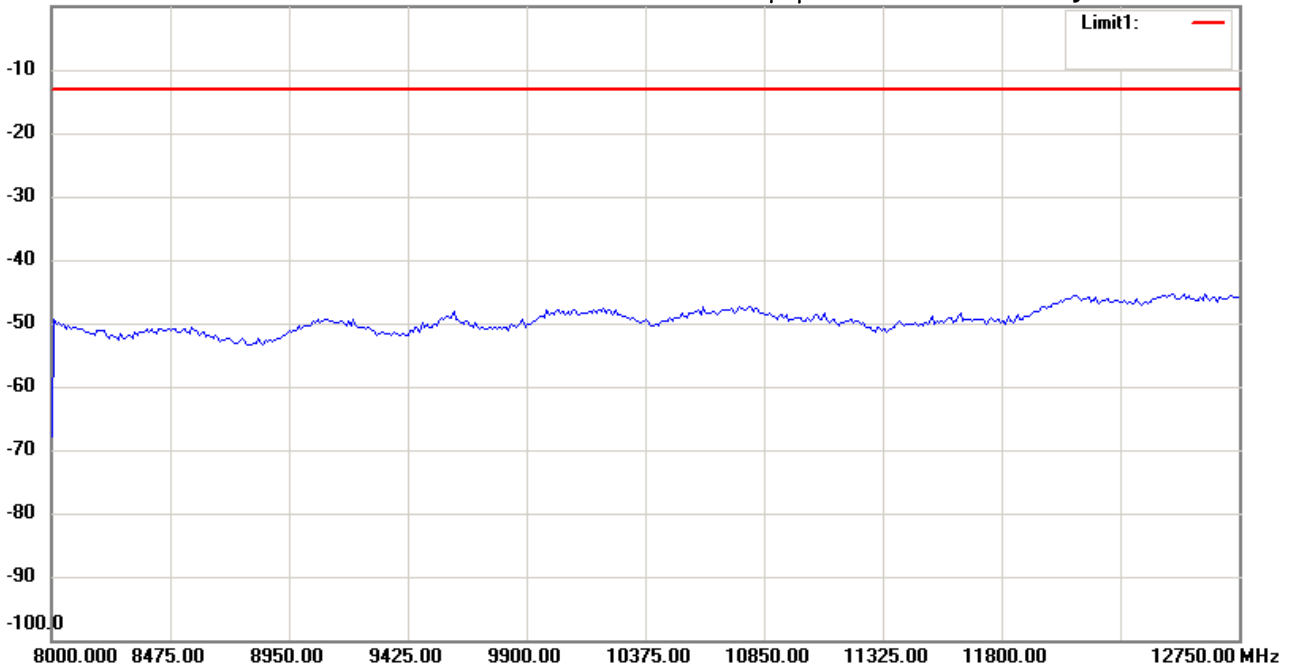
Date: 2015/7/27

Temperature:27.8 °C

0.0 dBm

Time: 下午 01:17:07

Humidity:63.4 %



Site : Chamber

Condition : FCC\_part 24 (1900 band)

EUT : W6M21507-15160

M/N:

Test Mode : ACTIVE PCS1900 CH661

Note :

Polarization: *Horizontal*

Power : 120 Va.c.

Distance: 3m

Mk.	Frequency (MHz)	Reading (dBm)	Detector	Corr. factor (dB)	Result (dBm)	Limit (dBm)	Ant.Pos (cm)	Tab.Pos (deg.)	Margin (dB)	Comment
-----	-----------------	---------------	----------	-------------------	--------------	-------------	--------------	----------------	-------------	---------

\*:Maximum data    x:Over limit    !:over margin



**Radiated Emission Measurement**

**Operator: Kent**

**File :3**

**Data :#8**

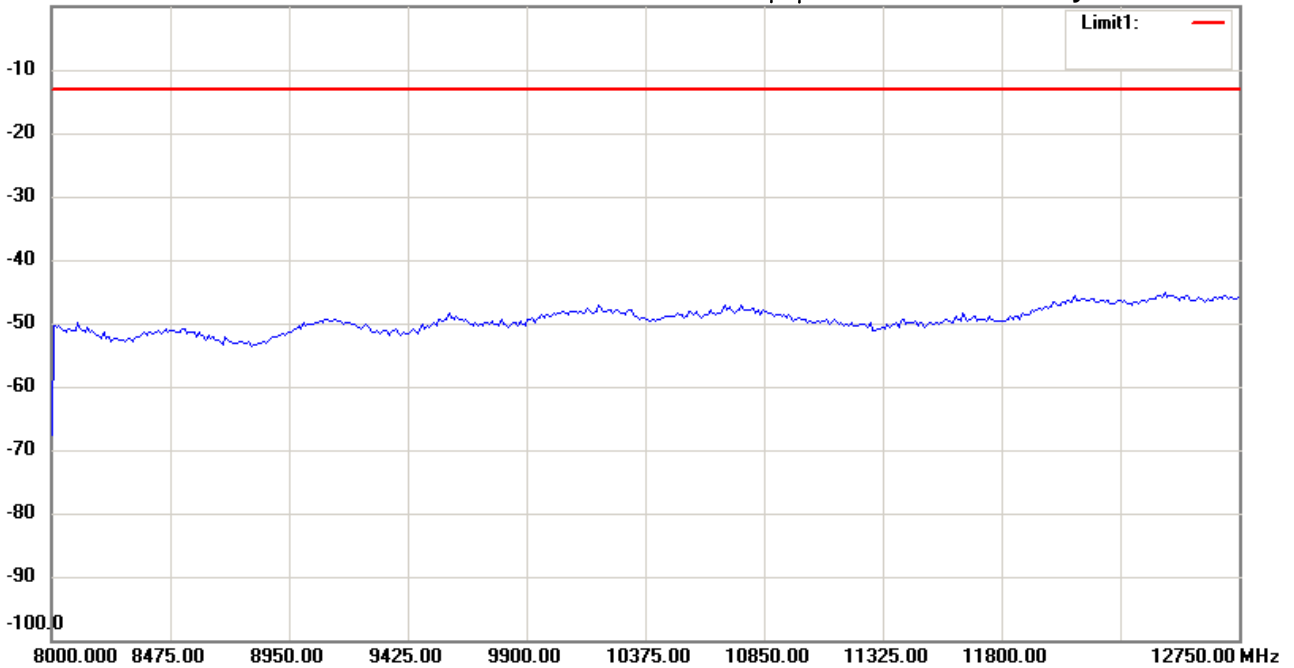
**Date: 2015/7/27**

**Temperature:27.8 °C**

**0.0 dBm**

**Time: 下午 01:21:03**

**Humidity:63.4 %**



**Site : Chamber**

**Condition : FCC\_part 24 (1900 band)**

**Polarization: Vertical**

**EUT : W6M21507-15160**

**Power : 120 Va.c.**

**M/N:**

**Distance: 3m**

**Test Mode : ACTIVE PCS1900 CH661**

**Note :**

Mk.	Frequency (MHz)	Reading (dBm)	Detector	Corr. factor (dB)	Result (dBm)	Limit (dBm)	Ant.Pos (cm)	Tab.Pos (deg.)	Margin (dB)	Comment
-----	-----------------	---------------	----------	-------------------	--------------	-------------	--------------	----------------	-------------	---------

**\*:Maximum data    x:Over limit    !:over margin**





Radiated Emission Measurement

Operator: Kent

File :3

Data :#4

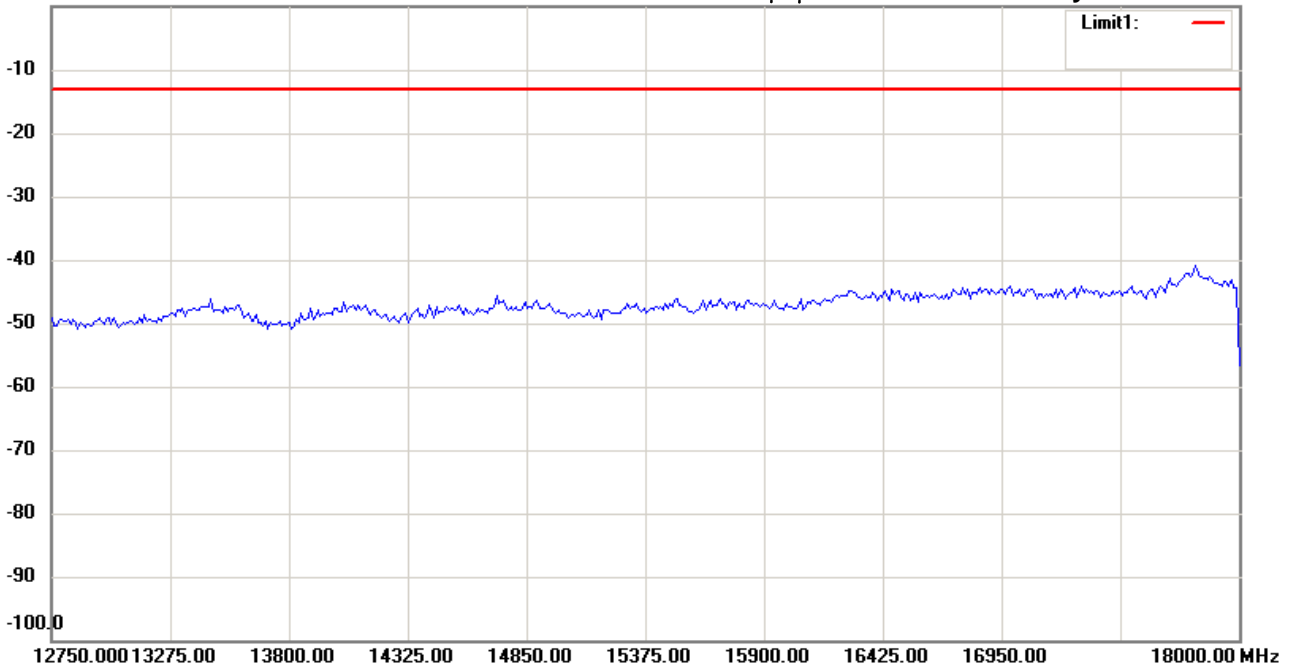
Date: 2015/7/27

Temperature:27.8 °C

0.0 dBm

Time: 下午 01:17:19

Humidity:63.4 %



Site : Chamber

Condition : FCC\_part 24 (1900 band)

EUT : W6M21507-15160

M/N:

Test Mode : ACTIVE PCS1900 CH661

Note :

Polarization: *Horizontal*

Power : 120 Va.c.

Distance: 3m

Mk.	Frequency (MHz)	Reading (dBm)	Detector	Corr. factor (dB)	Result (dBm)	Limit (dBm)	Ant.Pos (cm)	Tab.Pos (deg.)	Margin (dB)	Comment
-----	-----------------	---------------	----------	-------------------	--------------	-------------	--------------	----------------	-------------	---------

\*:Maximum data    x:Over limit    !:over margin



Radiated Emission Measurement

Operator: Kent

File :3

Data :#9

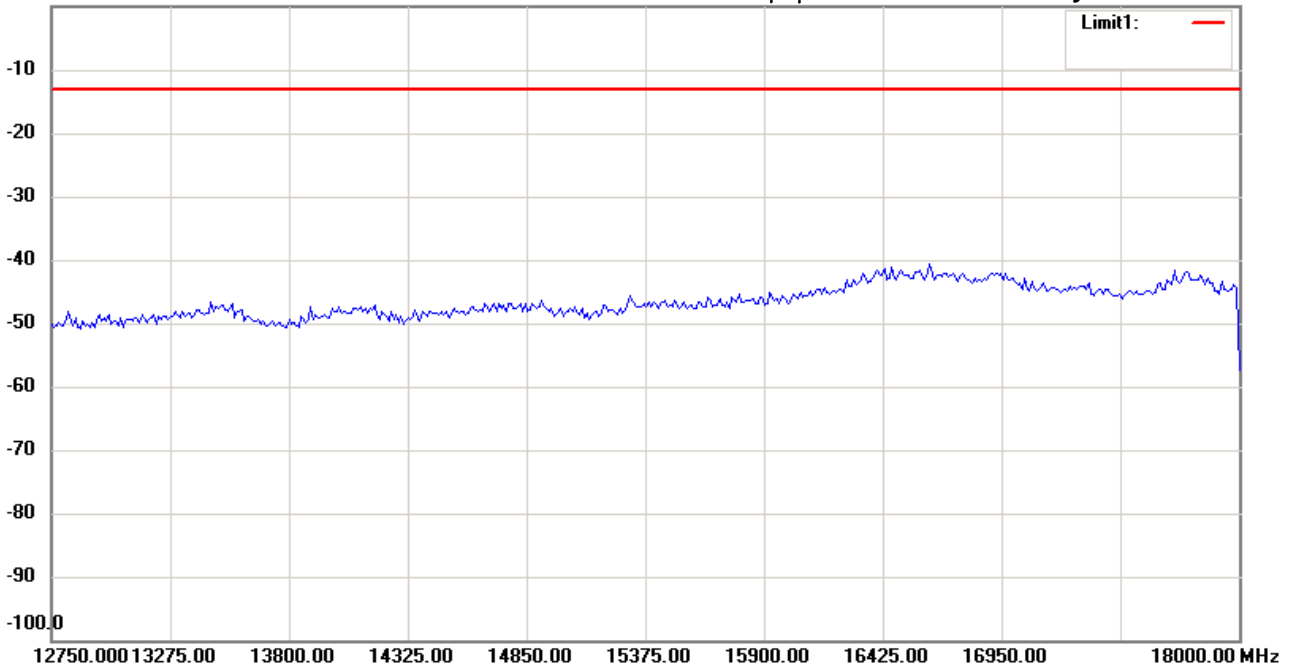
Date: 2015/7/27

Temperature:27.8 °C

0.0 dBm

Time: 下午 01:21:15

Humidity:63.4 %



Site : Chamber

Condition : FCC\_part 24 (1900 band)

EUT : W6M21507-15160

M/N:

Test Mode : ACTIVE PCS1900 CH661

Note :

Polarization: *Vertical*

Power : 120 Va.c.

Distance: 3m

Mk.	Frequency (MHz)	Reading (dBm)	Detector	Corr. factor (dB)	Result (dBm)	Limit (dBm)	Ant.Pos (cm)	Tab.Pos (deg.)	Margin (dB)	Comment
-----	-----------------	---------------	----------	-------------------	--------------	-------------	--------------	----------------	-------------	---------

\*:Maximum data    x:Over limit    !:over margin



**Radiated Emission Measurement**

Operator: Kent

File :3

Data :#5

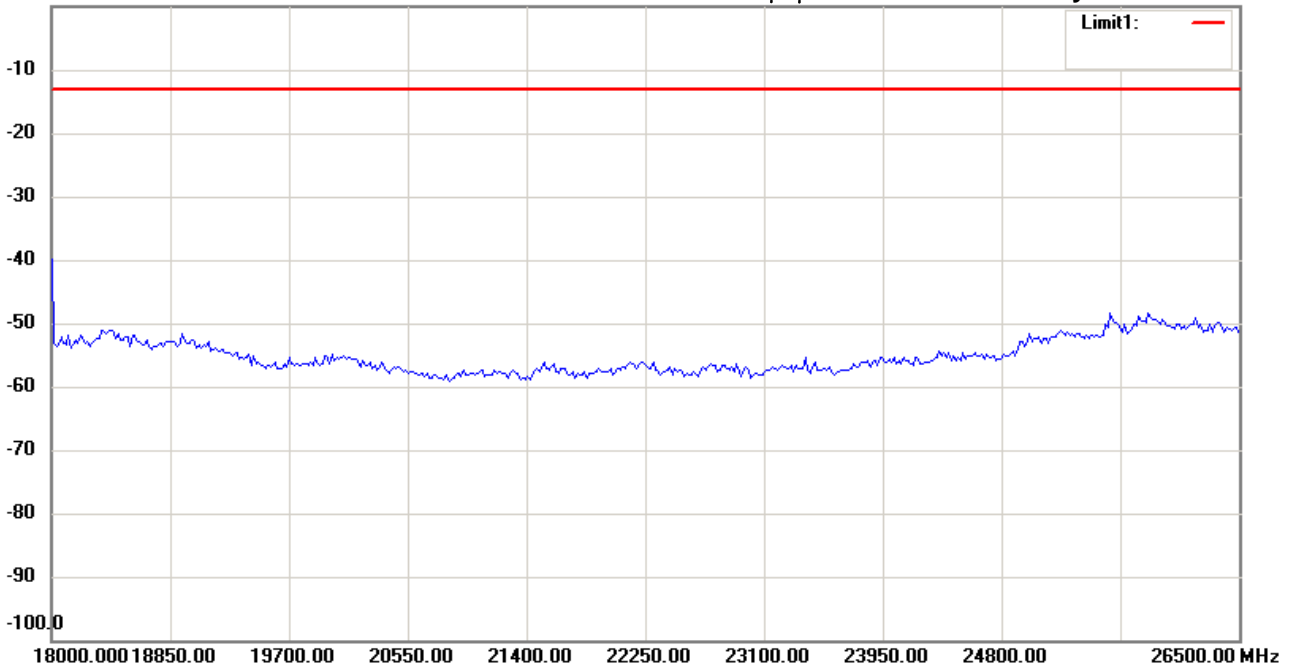
Date: 2015/7/27

Temperature:27.8 °C

0.0 dBm

Time: 下午 01:17:30

Humidity:63.4 %



Site : Chamber

Condition : FCC\_part 24 (1900 band)

EUT : W6M21507-15160

M/N:

Test Mode : ACTIVE PCS1900 CH661

Note :

Polarization: *Horizontal*

Power : 120 Va.c.

Distance: 3m

Mk.	Frequency (MHz)	Reading (dBm)	Detector	Corr. factor (dB)	Result (dBm)	Limit (dBm)	Ant.Pos (cm)	Tab.Pos (deg.)	Margin (dB)	Comment
-----	-----------------	---------------	----------	-------------------	--------------	-------------	--------------	----------------	-------------	---------

\*:Maximum data    x:Over limit    !:over margin



**Radiated Emission Measurement**

Operator: Kent

File :3

Data :#10

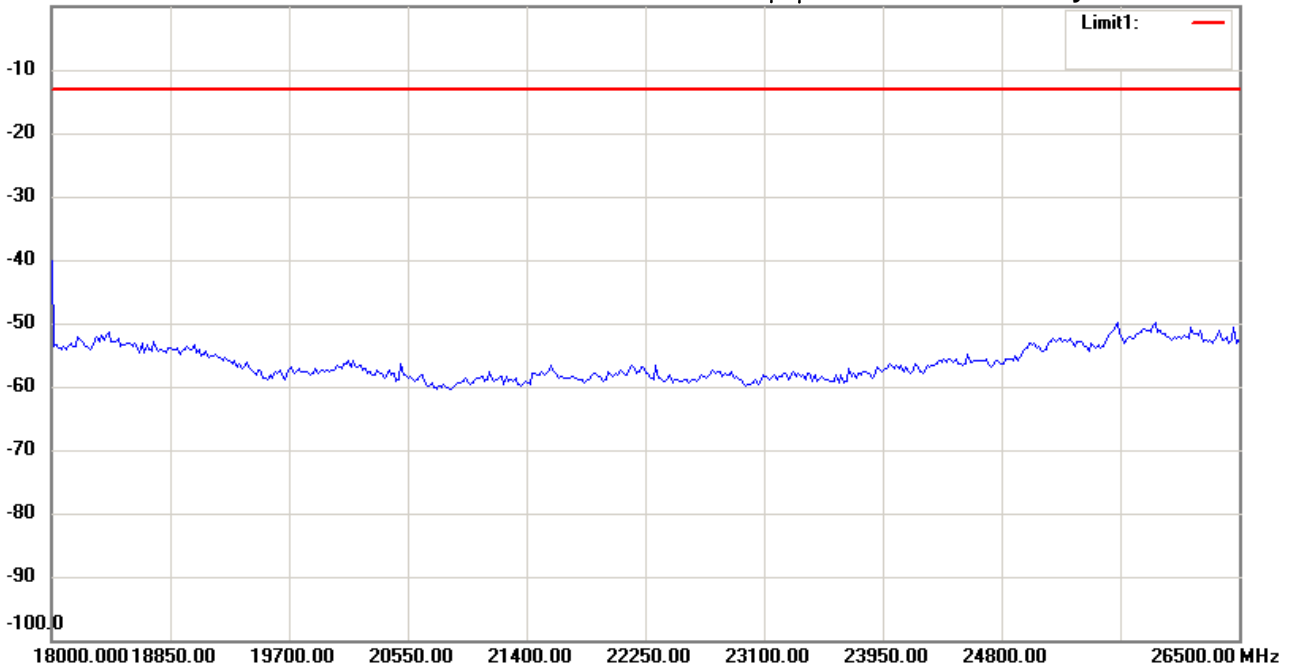
Date: 2015/7/27

Temperature:27.8 °C

0.0 dBm

Time: 下午 01:21:26

Humidity:63.4 %



Site : Chamber

Condition : FCC\_part 24 (1900 band)

EUT : W6M21507-15160

M/N:

Test Mode : ACTIVE PCS1900 CH661

Note :

Polarization: *Vertical*

Power : 120 Va.c.

Distance: 3m

Mk.	Frequency (MHz)	Reading (dBm)	Detector	Corr. factor (dB)	Result (dBm)	Limit (dBm)	Ant.Pos (cm)	Tab.Pos (deg.)	Margin (dB)	Comment
-----	-----------------	---------------	----------	-------------------	--------------	-------------	--------------	----------------	-------------	---------

\*:Maximum data    x:Over limit    !:over margin



**Radiated Emission Measurement**

Operator: Kent

File :1

Data :#1

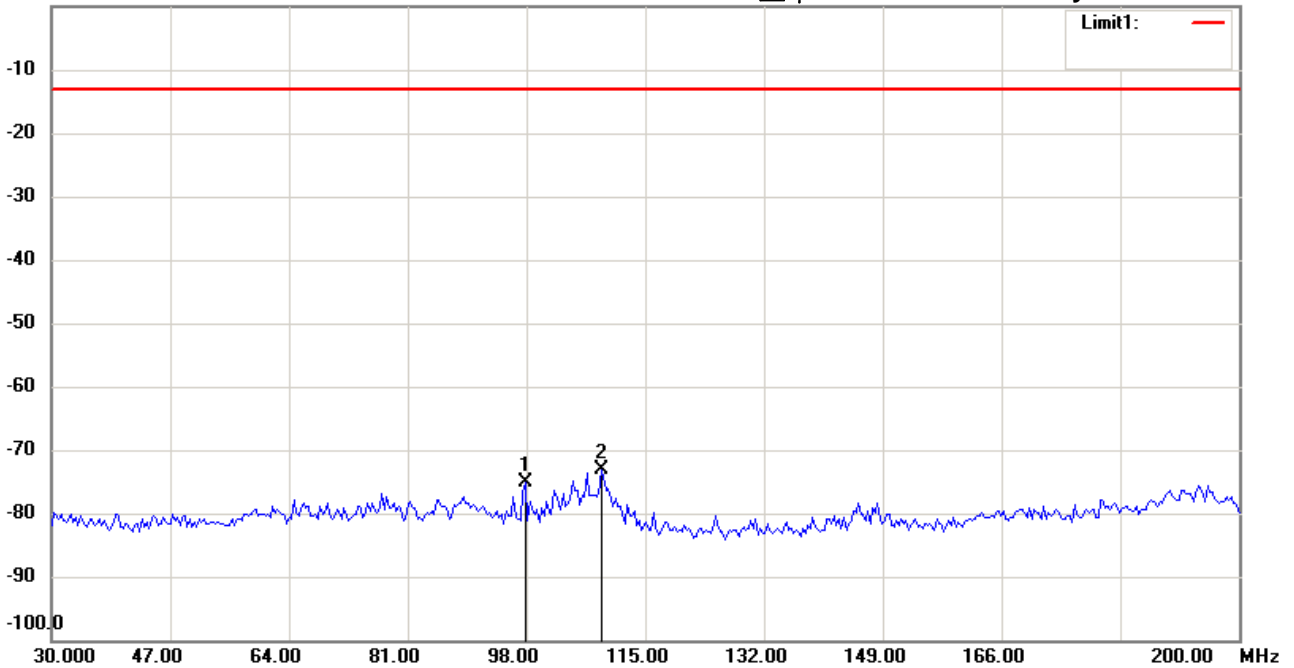
Date: 2015/7/28

Temperature:27.8 °C

0.0 dBm

Time: 上午 10:47:32

Humidity:63.4 %



Site : Chamber

Condition : FCC\_part 24 (1900 band)

Polarization: *Horizontal*

EUT : W6M21507-15160

Power : 120 Va.c.

M/N:

Distance: 3m

Test Mode : ACTIVE PCS1900 CH810

Note :

Mk.	Frequency (MHz)	Reading (dBm)	Detector	Corr. factor (dB)	Result (dBm)	Limit (dBm)	Ant.Pos (cm)	Tab.Pos (deg.)	Margin (dB)	Comment
	97.7956	-98.84	peak	23.64	-75.20	-13.00	150	220	-62.20	
*	108.6974	-96.29	peak	23.08	-73.21	-13.00	150	185	-60.21	

\*:Maximum data    x:Over limit    !:over margin



**Radiated Emission Measurement**

Operator: Kent

File :1

Data :#2

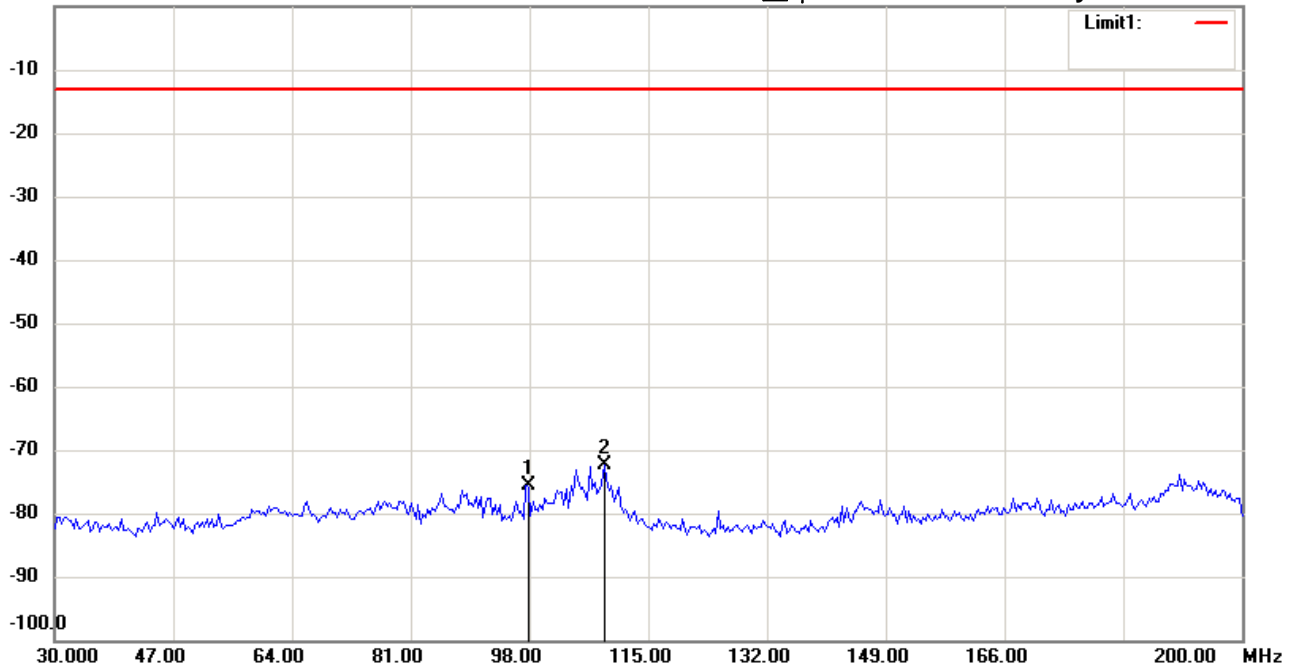
Date: 2015/7/28

Temperature:27.8 °C

0.0 dBm

Time: 上午 10:48:18

Humidity:63.4 %



Site : Chamber

Condition : FCC\_part 24 (1900 band)

EUT : W6M21507-15160

M/N:

Test Mode : ACTIVE PCS1900 CH810

Note :

Polarization: **Vertical**

Power : 120 Va.c.

Distance: 3m

Mk.	Frequency (MHz)	Reading (dBm)	Detector	Corr. factor (dB)	Result (dBm)	Limit (dBm)	Ant.Pos (cm)	Tab.Pos (deg.)	Margin (dB)	Comment
	97.4550	-99.87	peak	24.19	-75.68	-13.00	150	220	-62.68	
*	108.6974	-96.08	peak	23.61	-72.47	-13.00	150	185	-59.47	

\*:Maximum data    x:Over limit    !:over margin



**Radiated Emission Measurement**

Operator: Kent

File :2

Data :#1

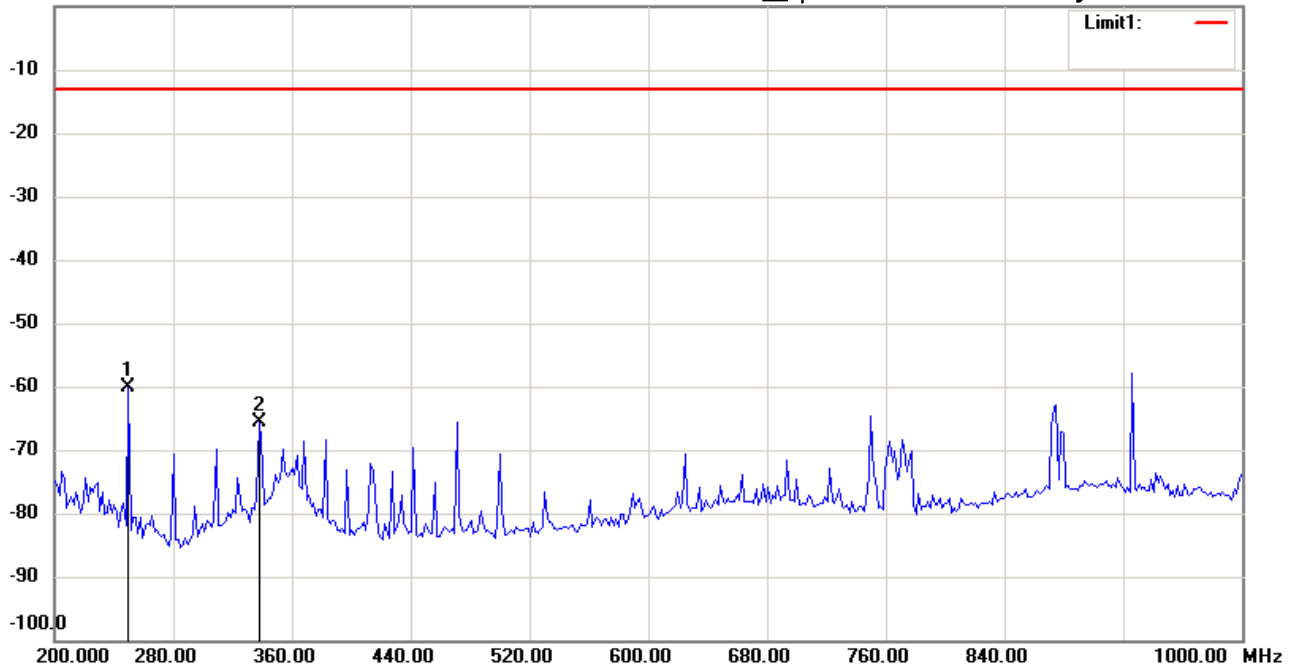
Date: 2015/7/28

Temperature:27.8 °C

0.0 dBm

Time: 上午 09:51:54

Humidity:63.4 %



Site : Chamber

Condition : FCC\_part 24 (1900 band)

EUT : W6M21507-15160

M/N:

Test Mode : ACTIVE PCS1900 CH810

Note :

Polarization: *Horizontal*

Power : 120 Va.c.

Distance: 3m

Mk.	Frequency (MHz)	Reading (dBm)	Detector	Corr. factor (dB)	Result (dBm)	Limit (dBm)	Ant.Pos (cm)	Tab.Pos (deg.)	Margin (dB)	Comment
*	249.6994	-48.94	peak	-11.19	-60.13	-13.00	150	220	-47.13	
	337.8758	-58.00	peak	-7.72	-65.72	-13.00	150	185	-52.72	

\*:Maximum data    x:Over limit    !:over margin



**Radiated Emission Measurement**

Operator: Kent

File :2

Data :#2

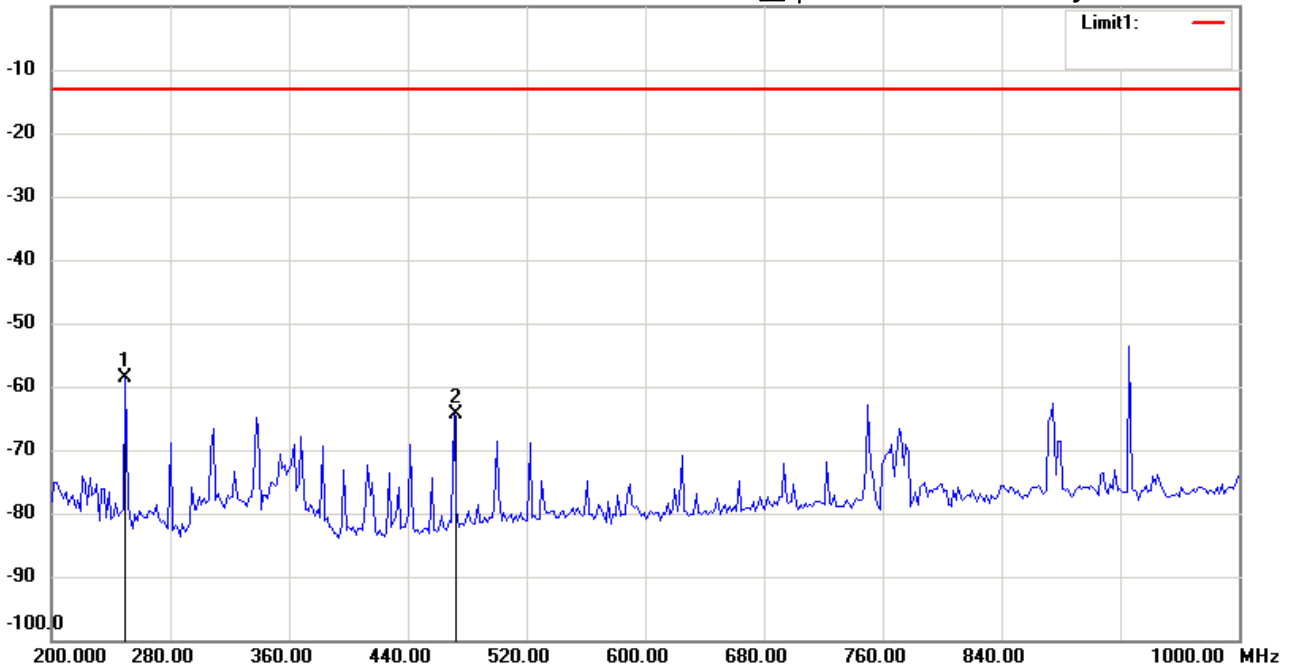
Date: 2015/7/28

Temperature:27.8 °C

0.0 dBm

Time: 上午 09:59:48

Humidity:63.4 %



Site : Chamber

Condition : FCC\_part 24 (1900 band)

Polarization: *Vertical*

EUT : W6M21507-15160

Power : 120 Va.c.

M/N:

Distance: 3m

Test Mode : ACTIVE PCS1900 CH810

Note :

Mk.	Frequency (MHz)	Reading (dBm)	Detector	Corr. factor (dB)	Result (dBm)	Limit (dBm)	Ant.Pos (cm)	Tab.Pos (deg.)	Margin (dB)	Comment
*	249.6994	-48.79	peak	-9.91	-58.70	-13.00	150	220	-45.70	
	470.9420	-58.34	peak	-6.02	-64.36	-13.00	150	145	-51.36	

\*:Maximum data    x:Over limit    !:over margin





Radiated Emission Measurement

Operator: Kent

File :3

Data :#1

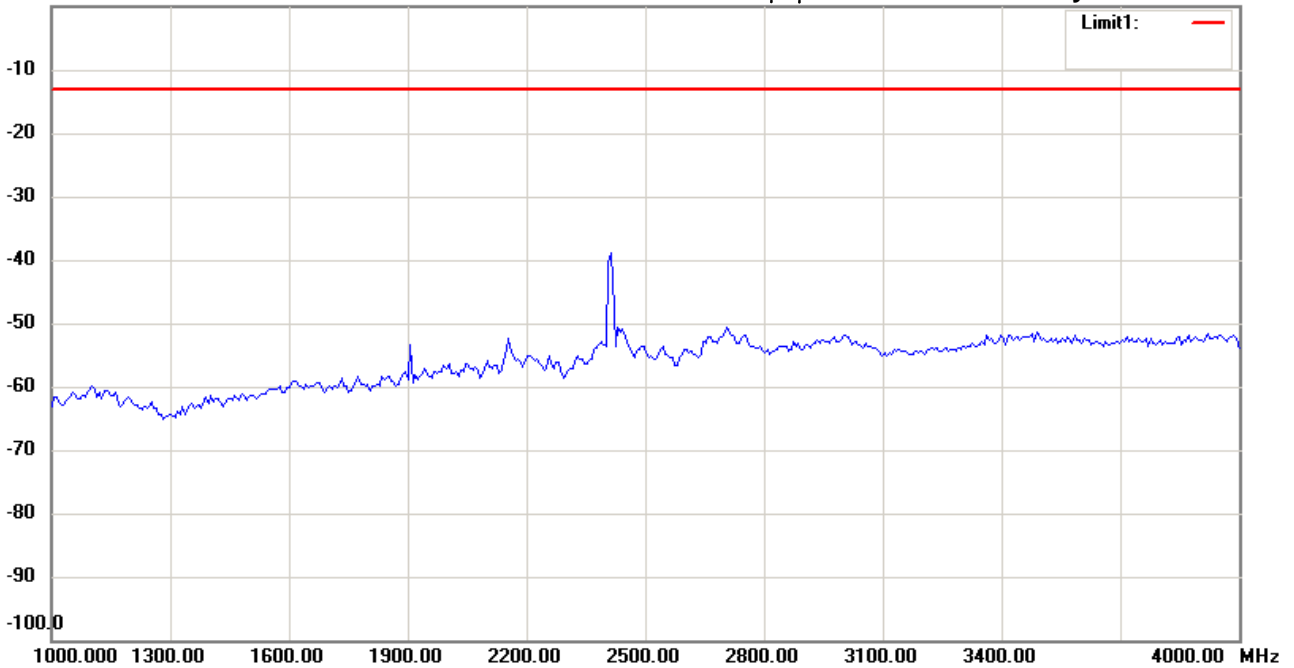
Date: 2015/7/27

Temperature:27.8 °C

0.0 dBm

Time: 下午 01:33:22

Humidity:63.4 %



Site : Chamber

Condition : FCC\_part 24 (1900 band)

EUT : W6M21507-15160

M/N:

Test Mode : ACTIVE PCS1900 CH810

Note :

Polarization: *Horizontal*

Power : 132 Va.c.

Distance: 3m

Mk.	Frequency (MHz)	Reading (dBm)	Detector	Corr. factor (dB)	Result (dBm)	Limit (dBm)	Ant.Pos (cm)	Tab.Pos (deg.)	Margin (dB)	Comment
-----	-----------------	---------------	----------	-------------------	--------------	-------------	--------------	----------------	-------------	---------

\*:Maximum data    x:Over limit    !:over margin



Radiated Emission Measurement

Operator: Kent

File :3

Data :#6

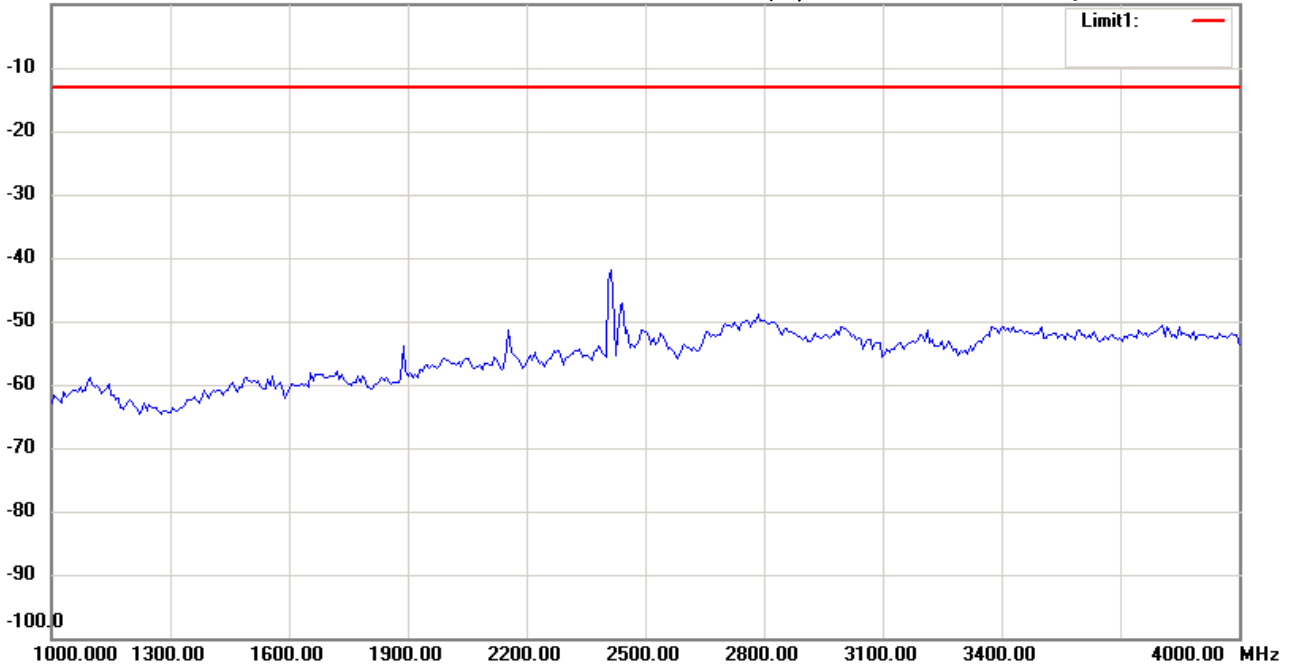
Date: 2015/7/27

Temperature:27.8 °C

0.0 dBm

Time: 下午 01:37:12

Humidity:63.4 %



Site : Chamber

Condition : FCC\_part 24 (1900 band)

EUT : W6M21507-15160

M/N:

Test Mode : ACTIVE PCS1900 CH810

Note :

Polarization: *Vertical*

Power : 120 Va.c.

Distance: 3m

Mk.	Frequency (MHz)	Reading (dBm)	Detector	Corr. factor (dB)	Result (dBm)	Limit (dBm)	Ant.Pos (cm)	Tab.Pos (deg.)	Margin (dB)	Comment
-----	-----------------	---------------	----------	-------------------	--------------	-------------	--------------	----------------	-------------	---------

\*:Maximum data    x:Over limit    !:over margin



**Radiated Emission Measurement**

Operator: Kent

File :3

Data :#2

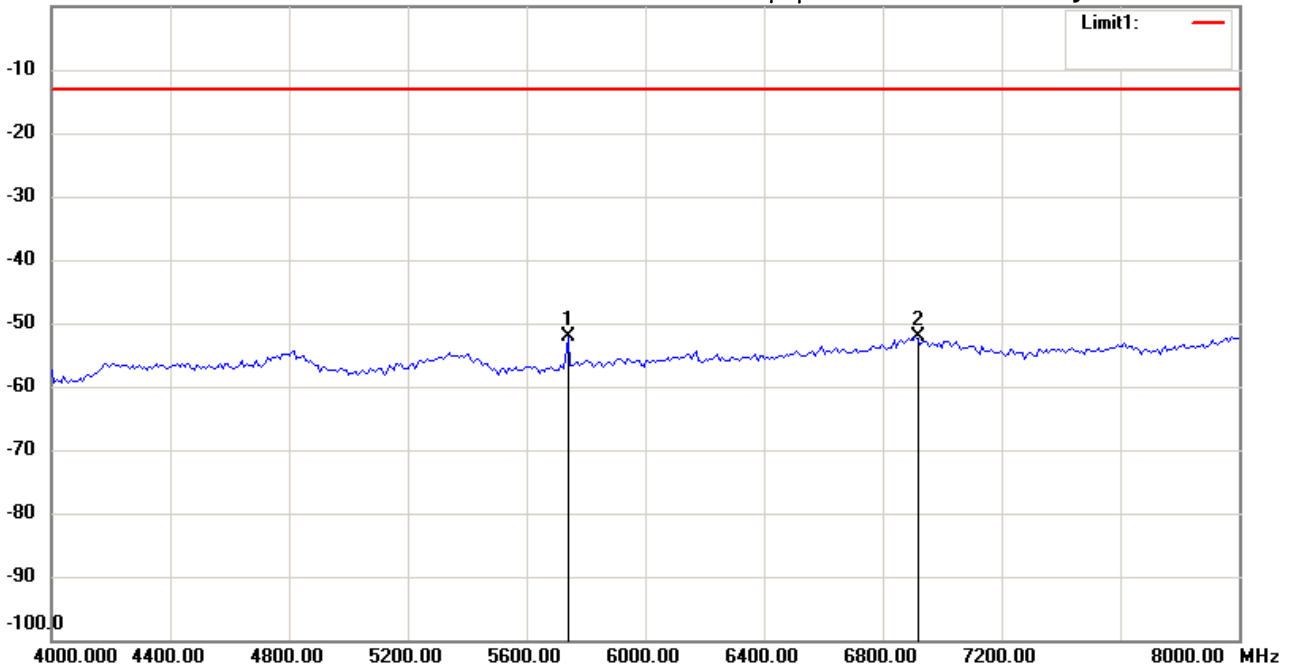
Date: 2015/7/27

Temperature:27.8 °C

0.0 dBm

Time: 下午 01:34:06

Humidity:63.4 %



Site : Chamber

Condition : FCC\_part 24 (1900 band)

EUT : W6M21507-15160

M/N:

Test Mode : ACTIVE PCS1900 CH810

Note :

Polarization: *Horizontal*

Power : 120 Va.c.

Distance: 3m

Mk.	Frequency (MHz)	Reading (dBm)	Detector	Corr. factor (dB)	Result (dBm)	Limit (dBm)	Ant.Pos (cm)	Tab.Pos (deg.)	Margin (dB)	Comment
	5739.479	-62.91	peak	10.82	-52.09	-13.00	150	220	-39.09	
*	6909.820	-65.99	peak	13.94	-52.05	-13.00	150	195	-39.05	

\*:Maximum data    x:Over limit    !:over margin



**Radiated Emission Measurement**

Operator: Kent

File :3

Data :#7

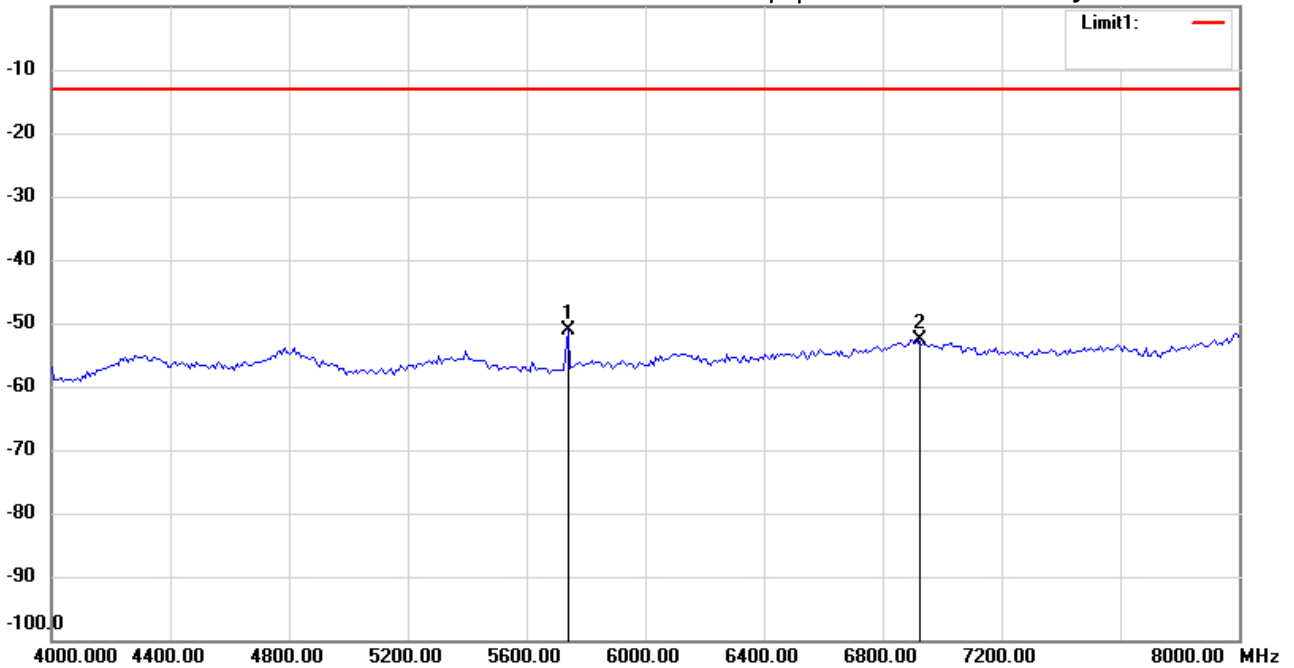
Date: 2015/7/27

Temperature:27.8 °C

0.0 dBm

Time: 下午 01:38:00

Humidity:63.4 %



Site : Chamber

Condition : FCC\_part 24 (1900 band)

Polarization: **Vertical**

EUT : W6M21507-15160

Power : 120 Va.c.

M/N:

Distance: 3m

Test Mode : ACTIVE PCS1900 CH810

Note :

Mk.	Frequency (MHz)	Reading (dBm)	Detector	Corr. factor (dB)	Result (dBm)	Limit (dBm)	Ant.Pos (cm)	Tab.Pos (deg.)	Margin (dB)	Comment
*	5739.479	-61.77	peak	10.75	-51.02	-13.00	150	220	-38.02	
	6917.836	-66.01	peak	13.34	-52.67	-13.00	150	195	-39.67	

\*:Maximum data    x:Over limit    !:over margin



Radiated Emission Measurement

Operator: Kent

File :3

Data :#3

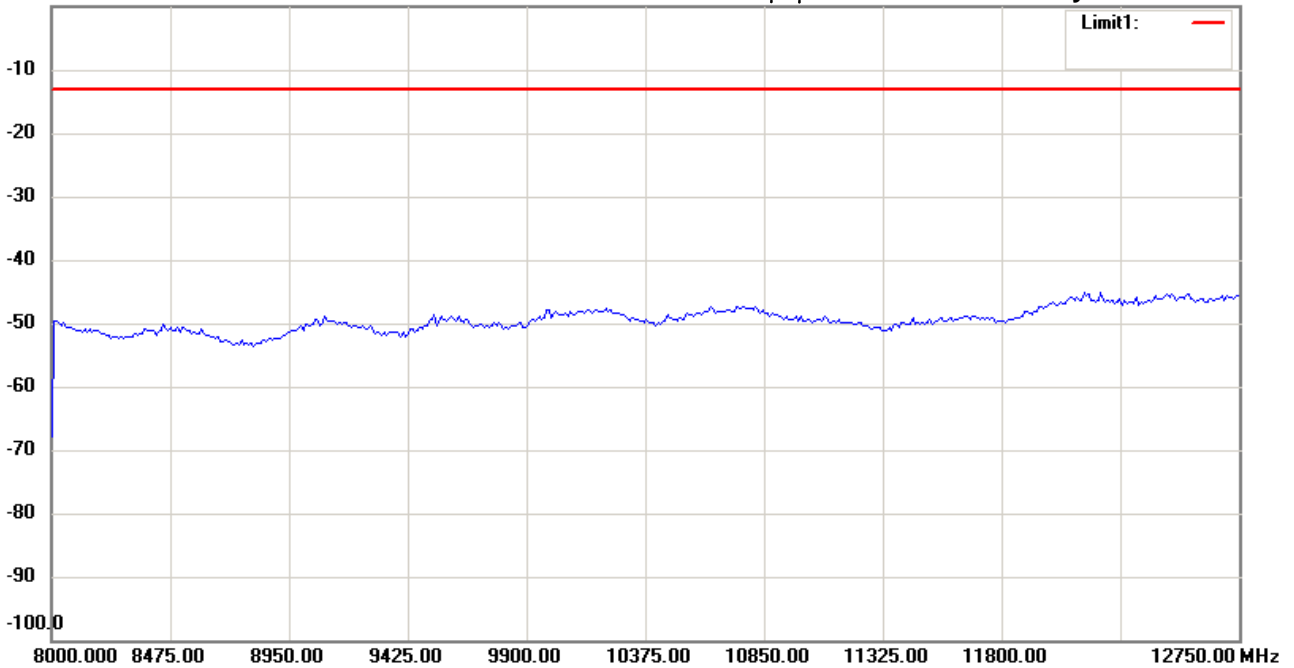
Date: 2015/7/27

Temperature:27.8 °C

0.0 dBm

Time: 下午 01:34:50

Humidity:63.4 %



Site : Chamber

Condition : FCC\_part 24 (1900 band)

EUT : W6M21507-15160

M/N:

Test Mode : ACTIVE PCS1900 CH810

Note :

Polarization: *Horizontal*

Power : 120 Va.c.

Distance: 3m

Mk.	Frequency (MHz)	Reading (dBm)	Detector	Corr. factor (dB)	Result (dBm)	Limit (dBm)	Ant.Pos (cm)	Tab.Pos (deg.)	Margin (dB)	Comment
-----	-----------------	---------------	----------	-------------------	--------------	-------------	--------------	----------------	-------------	---------

\*:Maximum data    x:Over limit    !:over margin



**Radiated Emission Measurement**

Operator: Kent

File :3

Data :#8

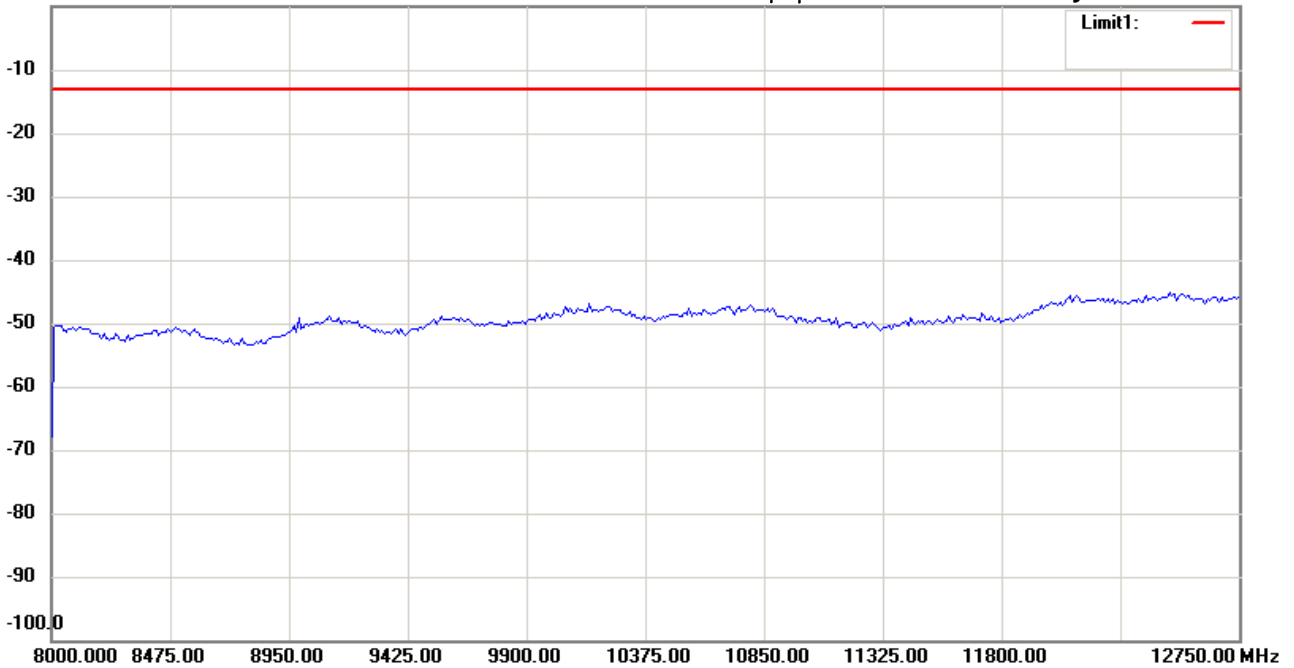
Date: 2015/7/27

Temperature:27.8 °C

0.0 dBm

Time: 下午 01:38:51

Humidity:63.4 %



Site : Chamber

Condition : FCC\_part 24 (1900 band)

EUT : W6M21507-15160

M/N:

Test Mode : ACTIVE PCS1900 CH810

Note :

Polarization: *Vertical*

Power : 120 Va.c.

Distance: 3m

Mk.	Frequency (MHz)	Reading (dBm)	Detector	Corr. factor (dB)	Result (dBm)	Limit (dBm)	Ant.Pos (cm)	Tab.Pos (deg.)	Margin (dB)	Comment
-----	-----------------	---------------	----------	-------------------	--------------	-------------	--------------	----------------	-------------	---------

\*:Maximum data    x:Over limit    !:over margin



Radiated Emission Measurement

Operator: Kent

File :3

Data :#4

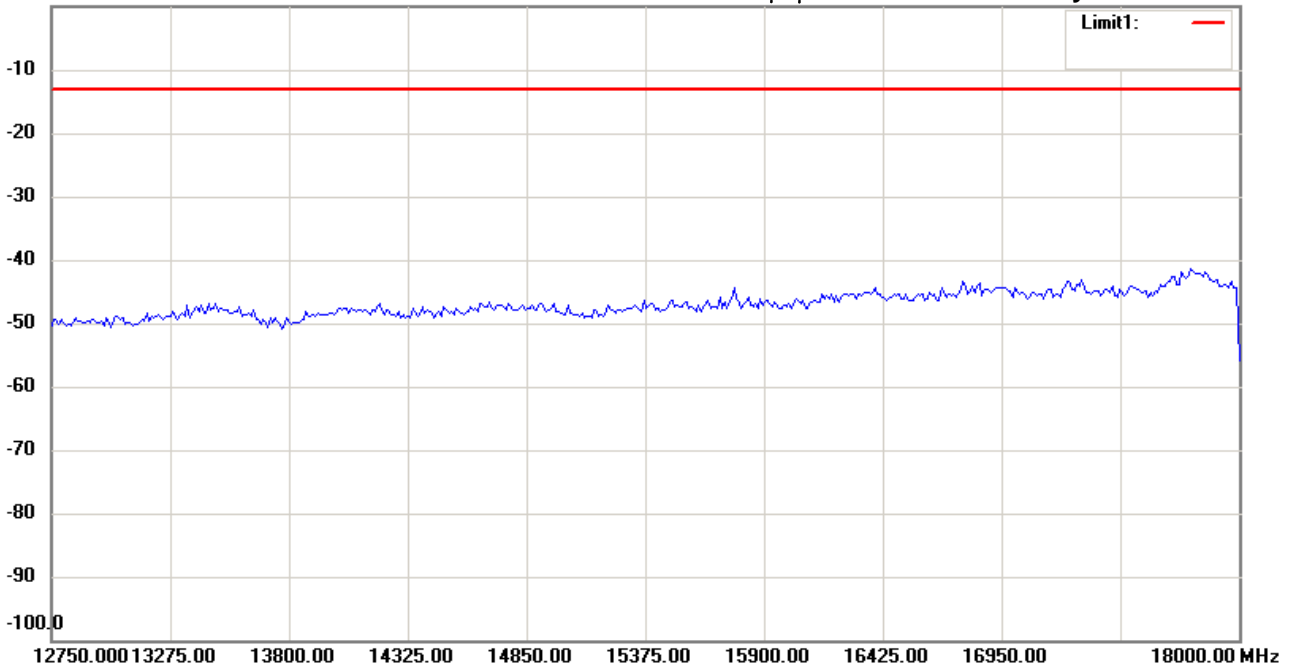
Date: 2015/7/27

Temperature:27.8 °C

0.0 dBm

Time: 下午 01:35:01

Humidity:63.4 %



Site : Chamber

Condition : FCC\_part 24 (1900 band)

EUT : W6M21507-15160

M/N:

Test Mode : ACTIVE PCS1900 CH810

Note :

Polarization: *Horizontal*

Power : 120 Va.c.

Distance: 3m

Mk.	Frequency (MHz)	Reading (dBm)	Detector	Corr. factor (dB)	Result (dBm)	Limit (dBm)	Ant.Pos (cm)	Tab.Pos (deg.)	Margin (dB)	Comment
-----	-----------------	---------------	----------	-------------------	--------------	-------------	--------------	----------------	-------------	---------

\*:Maximum data    x:Over limit    !:over margin



Radiated Emission Measurement

Operator: Kent

File :3

Data :#9

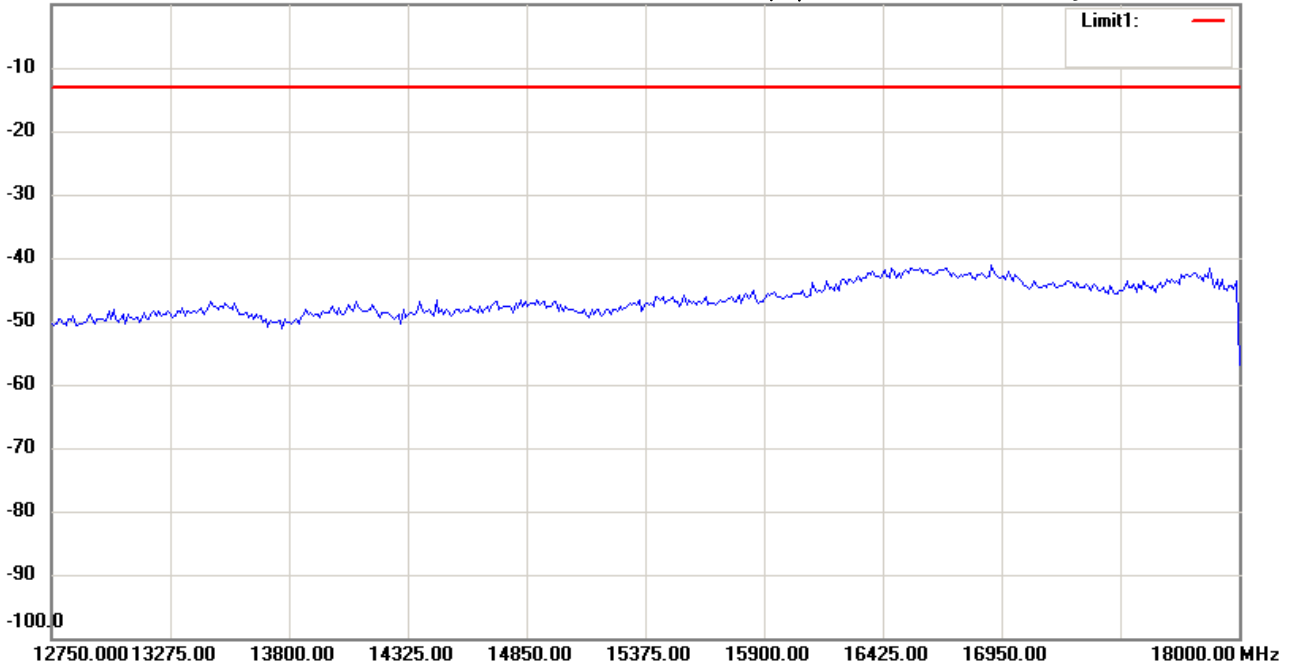
Date: 2015/7/27

Temperature:27.8 °C

0.0 dBm

Time: 下午 01:39:02

Humidity:63.4 %



Site : Chamber

Condition : FCC\_part 24 (1900 band)

EUT : W6M21507-15160

M/N:

Test Mode : ACTIVE PCS1900 CH810

Note :

Polarization: *Vertical*

Power : 120 Va.c.

Distance: 3m

Mk.	Frequency (MHz)	Reading (dBm)	Detector	Corr. factor (dB)	Result (dBm)	Limit (dBm)	Ant.Pos (cm)	Tab.Pos (deg.)	Margin (dB)	Comment
-----	-----------------	---------------	----------	-------------------	--------------	-------------	--------------	----------------	-------------	---------

\*:Maximum data    x:Over limit    !:over margin





Radiated Emission Measurement

Operator: Kent

File :3

Data :#5

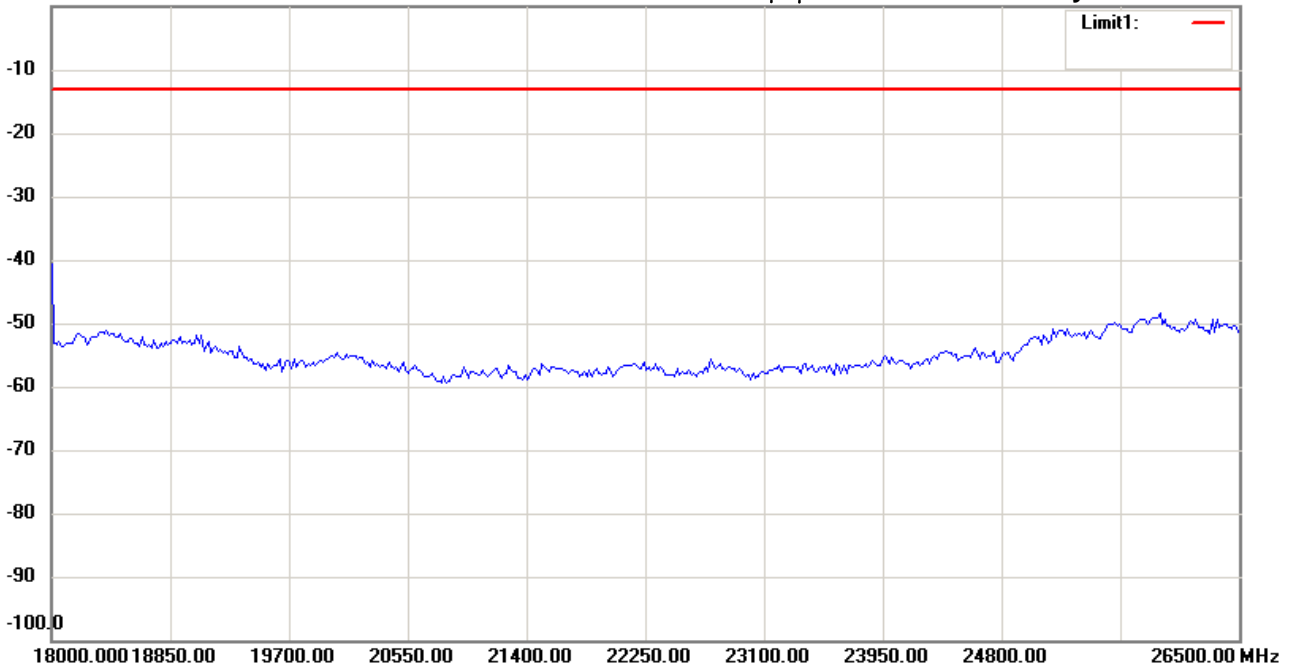
Date: 2015/7/27

Temperature:27.8 °C

0.0 dBm

Time: 下午 01:35:13

Humidity:63.4 %



Site : Chamber

Condition : FCC\_part 24 (1900 band)

EUT : W6M21507-15160

M/N:

Test Mode : ACTIVE PCS1900 CH810

Note :

Polarization: *Horizontal*

Power : 120 Va.c.

Distance: 3m

Mk.	Frequency (MHz)	Reading (dBm)	Detector	Corr. factor (dB)	Result (dBm)	Limit (dBm)	Ant.Pos (cm)	Tab.Pos (deg.)	Margin (dB)	Comment
-----	-----------------	---------------	----------	-------------------	--------------	-------------	--------------	----------------	-------------	---------

\*:Maximum data    x:Over limit    !:over margin



Radiated Emission Measurement

Operator: Kent

File :3

Data :#10

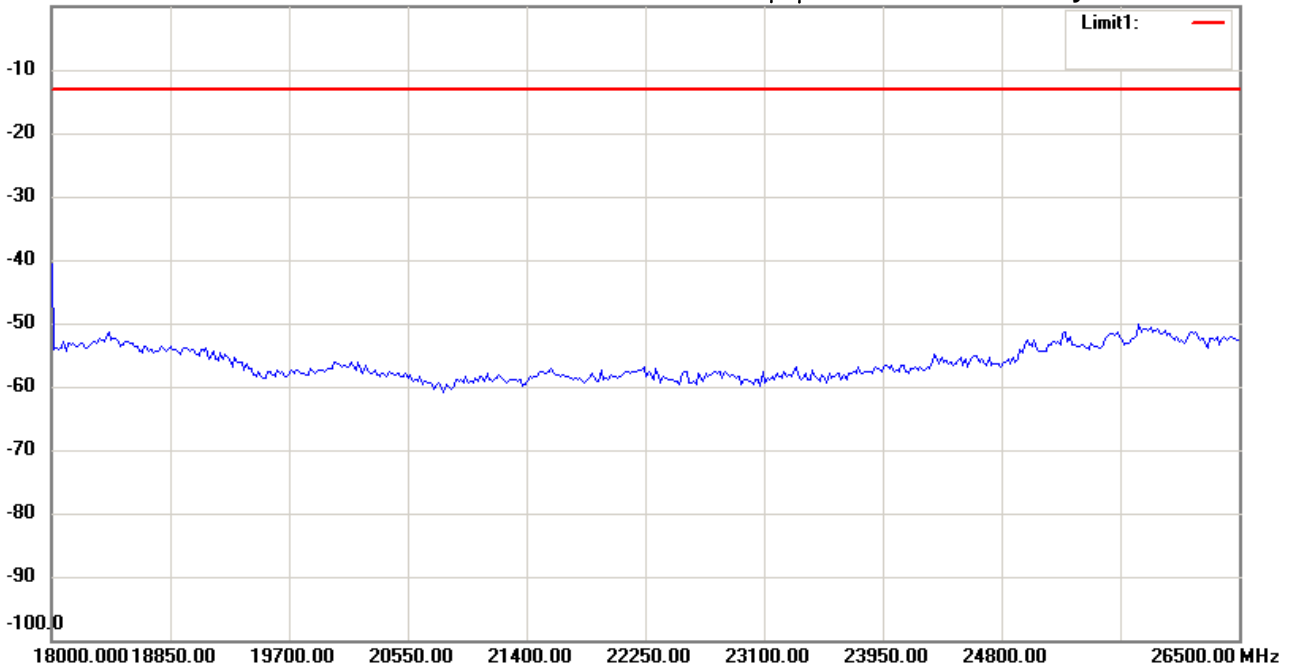
Date: 2015/7/27

Temperature:27.8 °C

0.0 dBm

Time: 下午 01:39:14

Humidity:63.4 %



Site : Chamber

Condition : FCC\_part 24 (1900 band)

EUT : W6M21507-15160

M/N:

Test Mode : ACTIVE PCS1900 CH810

Note :

Polarization: *Vertical*

Power : 120 Va.c.

Distance: 3m

Mk.	Frequency (MHz)	Reading (dBm)	Detector	Corr. factor (dB)	Result (dBm)	Limit (dBm)	Ant.Pos (cm)	Tab.Pos (deg.)	Margin (dB)	Comment
-----	-----------------	---------------	----------	-------------------	--------------	-------------	--------------	----------------	-------------	---------

\*:Maximum data    x:Over limit    !:over margin



Radiated Emission Measurement

Operator: Kent

File :1

Data :#1

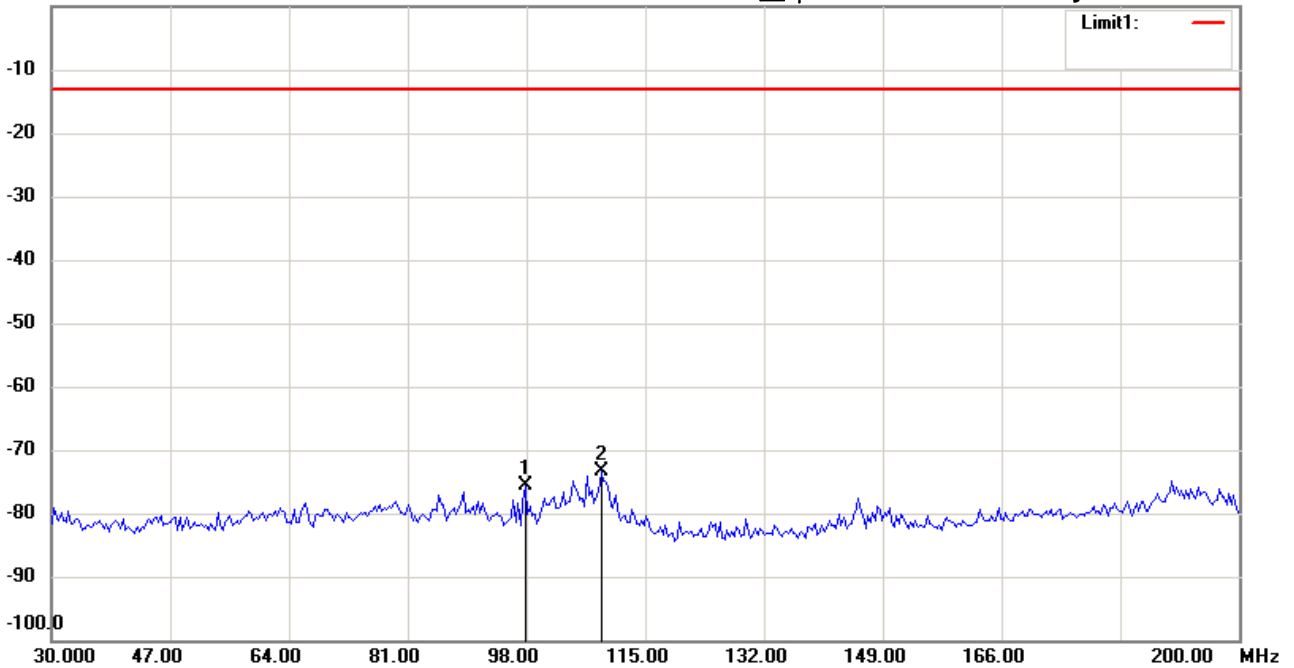
Date: 2015/7/28

Temperature:27.8 °C

0.0 dBm

Time: 上午 10:53:36

Humidity:63.4 %



Site : Chamber

Condition : FCC\_part 24 (1900 band)

EUT : W6M21507-15160

M/N:

Test Mode : ACTIVE BAND2 CH9262

Note :

Polarization: *Horizontal*

Power : 120 Va.c.

Distance: 3m

Mk.	Frequency (MHz)	Reading (dBm)	Detector	Corr. factor (dB)	Result (dBm)	Limit (dBm)	Ant.Pos (cm)	Tab.Pos (deg.)	Margin (dB)	Comment
	97.7956	-99.34	peak	23.64	-75.70	-13.00	150	185	-62.70	
*	108.6974	-96.36	peak	23.08	-73.28	-13.00	150	220	-60.28	

\*:Maximum data    x:Over limit    !:over margin



**Radiated Emission Measurement**

Operator: Kent

File :1

Data :#2

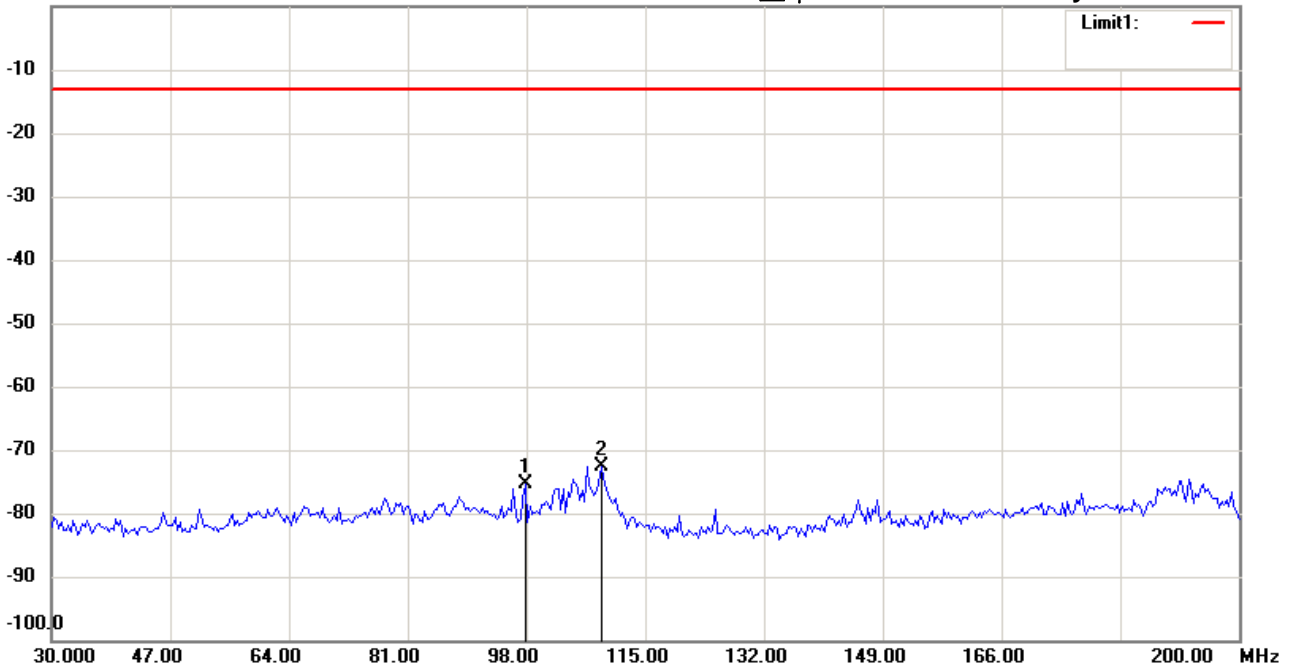
Date: 2015/7/28

Temperature:27.8 °C

0.0 dBm

Time: 上午 10:54:04

Humidity:63.4 %



Site : Chamber

Condition : FCC\_part 24 (1900 band)

Polarization: **Vertical**

EUT : W6M21507-15160

Power : 120 Va.c.

M/N:

Distance: 3m

Test Mode : ACTIVE BAND2 CH9262

Note :

Mk.	Frequency (MHz)	Reading (dBm)	Detector	Corr. factor (dB)	Result (dBm)	Limit (dBm)	Ant.Pos (cm)	Tab.Pos (deg.)	Margin (dB)	Comment
	97.7956	-99.51	peak	24.20	-75.31	-13.00	150	345	-62.31	
*	108.6974	-96.20	peak	23.61	-72.59	-13.00	150	120	-59.59	

\*:Maximum data    x:Over limit    !:over margin



**Radiated Emission Measurement**

Operator: Kent

File :2

Data :#1

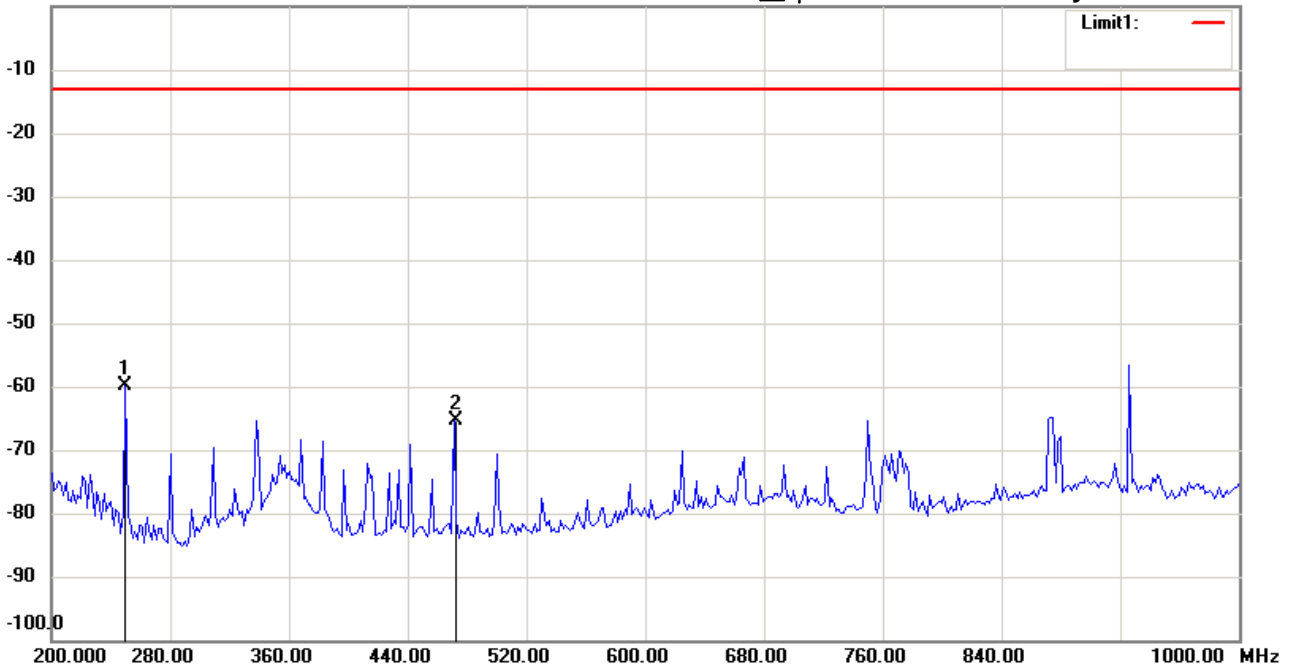
Date: 2015/7/28

Temperature:27.8 °C

0.0 dBm

Time: 上午 10:05:50

Humidity:63.4 %



Site : Chamber

Condition : FCC\_part 24 (1900 band)

Polarization: *Horizontal*

EUT : W6M21507-15160

Power : 120 Va.c.

M/N:

Distance: 3m

Test Mode : ACTIVE BAND2 CH9262

Note :

Mk.	Frequency (MHz)	Reading (dBm)	Detector	Corr. factor (dB)	Result (dBm)	Limit (dBm)	Ant.Pos (cm)	Tab.Pos (deg.)	Margin (dB)	Comment
*	249.6994	-48.60	peak	-11.19	-59.79	-13.00	150	185	-46.79	
	470.9420	-58.13	peak	-7.12	-65.25	-13.00	150	220	-52.25	

\*:Maximum data    x:Over limit    !:over margin



**Radiated Emission Measurement**

Operator: Kent

File :2

Data :#2

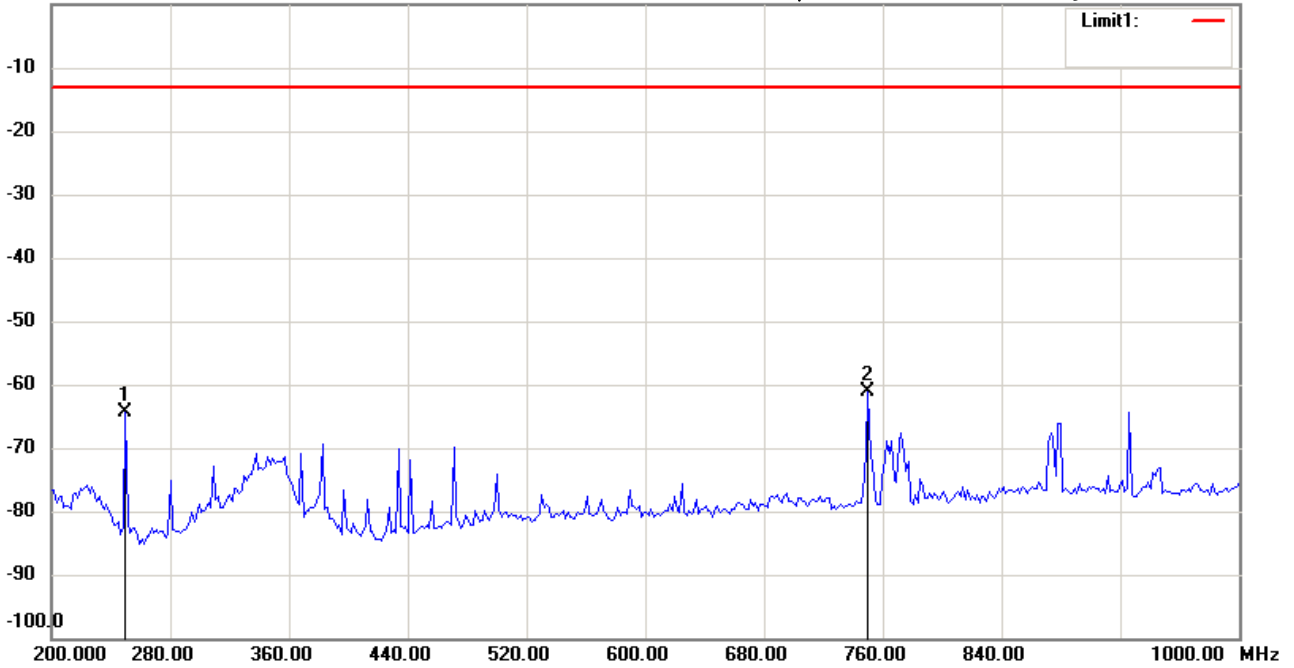
Date: 2015/7/28

Temperature:27.8 °C

0.0 dBm

Time: 上午 10:12:23

Humidity:63.4 %



Site : Chamber

Condition : FCC\_part 24 (1900 band)

EUT : W6M21507-15160

M/N:

Test Mode : ACTIVE BAND2 CH9262

Note :

Polarization: *Vertical*

Power : 120 Va.c.

Distance: 3m

Mk.	Frequency (MHz)	Reading (dBm)	Detector	Corr. factor (dB)	Result (dBm)	Limit (dBm)	Ant.Pos (cm)	Tab.Pos (deg.)	Margin (dB)	Comment
	249.6994	-54.45	peak	-9.91	-64.36	-13.00	150	160	-51.36	
*	749.8998	-59.73	peak	-1.48	-61.21	-13.00	150	305	-48.21	

\*:Maximum data    x:Over limit    !:over margin



**Radiated Emission Measurement**

Operator: Kent

File :3

Data :#1

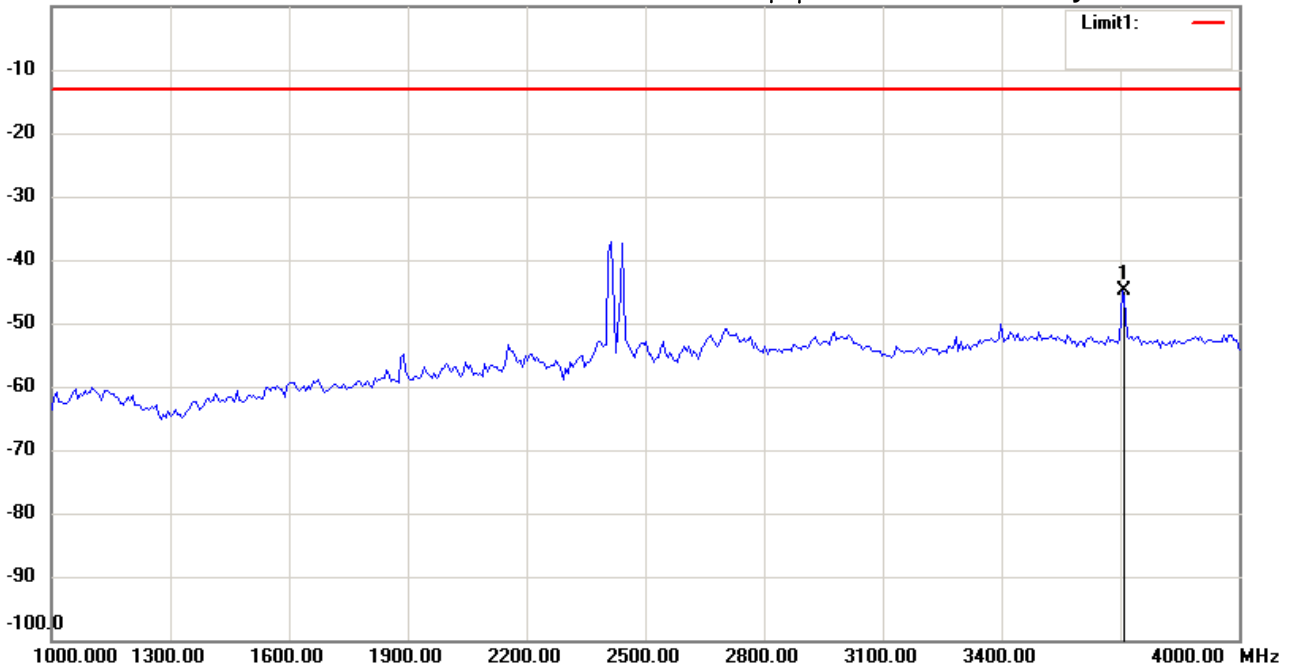
Date: 2015/7/27

Temperature:27.8 °C

0.0 dBm

Time: 下午 01:55:56

Humidity:63.4 %



Site : Chamber

Condition : FCC\_part 24 (1900 band)

EUT : W6M21507-15160

M/N:

Test Mode : ACTIVE BAND2 CH9262

Note :

Polarization: *Horizontal*

Power : 120 Va.c.

Distance: 3m

Mk.	Frequency (MHz)	Reading (dBm)	Detector	Corr. factor (dB)	Result (dBm)	Limit (dBm)	Ant.Pos (cm)	Tab.Pos (deg.)	Margin (dB)	Comment
*	3705.411	-55.00	peak	10.02	-44.98	-13.00	150	195	-31.98	

\*:Maximum data    x:Over limit    !:over margin



**Radiated Emission Measurement**

**Operator: Kent**

**File :3**

**Data :#6**

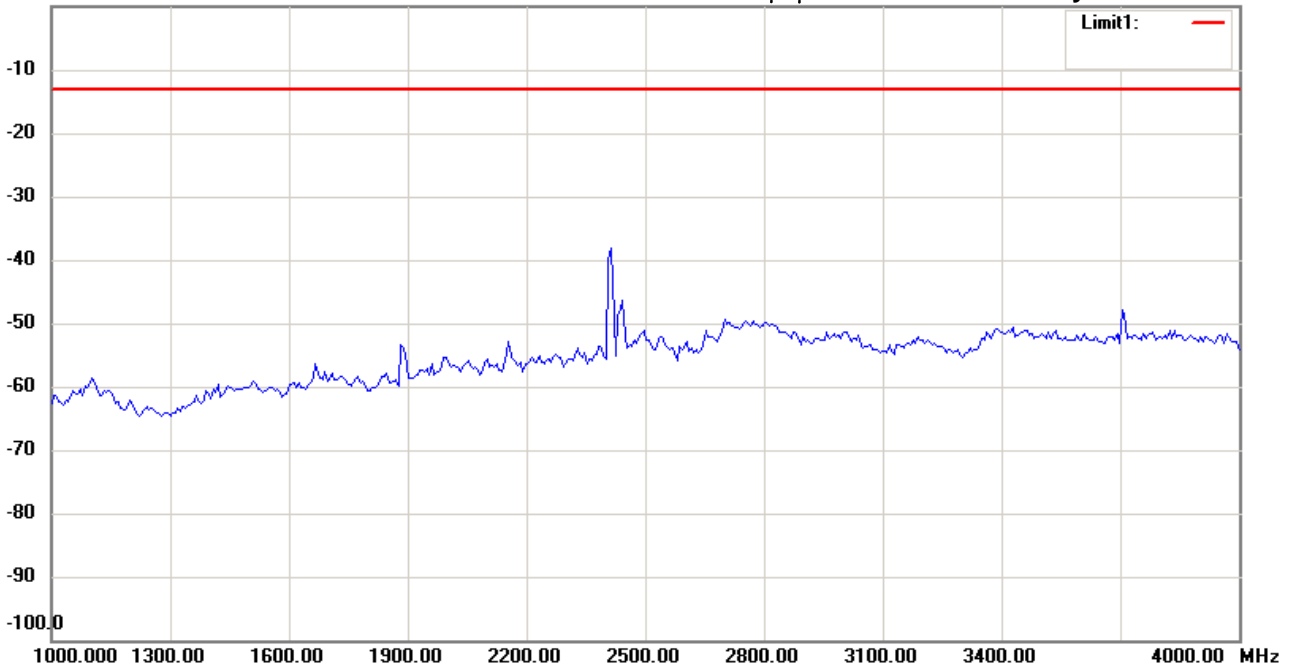
**Date: 2015/7/27**

**Temperature:27.8 °C**

**0.0 dBm**

**Time: 下午 01:59:59**

**Humidity:63.4 %**



**Site : Chamber**

**Condition : FCC\_part 24 (1900 band)**

**Polarization: Vertical**

**EUT : W6M21507-15160**

**Power : 120 Va.c.**

**M/N:**

**Distance: 3m**

**Test Mode : ACTIVE BAND2 CH9262**

**Note :**

Mk.	Frequency (MHz)	Reading (dBm)	Detector	Corr. factor (dB)	Result (dBm)	Limit (dBm)	Ant.Pos (cm)	Tab.Pos (deg.)	Margin (dB)	Comment
-----	-----------------	---------------	----------	-------------------	--------------	-------------	--------------	----------------	-------------	---------

**\*:Maximum data    x:Over limit    !:over margin**





Radiated Emission Measurement

Operator: Kent

File :3

Data :#2

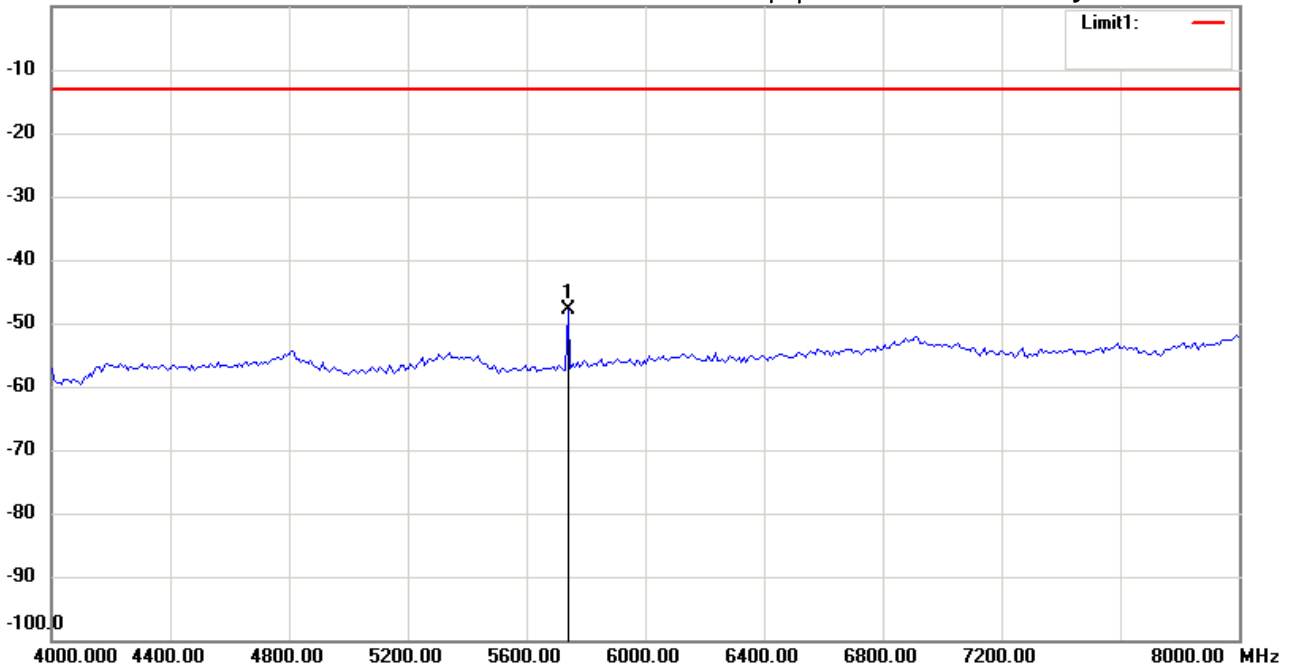
Date: 2015/7/27

Temperature:27.8 °C

0.0 dBm

Time: 下午 01:56:46

Humidity:63.4 %



Site : Chamber

Condition : FCC\_part 24 (1900 band)

EUT : W6M21507-15160

M/N:

Test Mode : ACTIVE BAND2 CH9262

Note :

Polarization: *Horizontal*

Power : 120 Va.c.

Distance: 3m

Mk.	Frequency (MHz)	Reading (dBm)	Detector	Corr. factor (dB)	Result (dBm)	Limit (dBm)	Ant.Pos (cm)	Tab.Pos (deg.)	Margin (dB)	Comment
*	5739.479	-58.79	peak	10.82	-47.97	-13.00	150	345	-34.97	

\*:Maximum data    x:Over limit    !:over margin



Radiated Emission Measurement

Operator: Kent

File :3

Data :#7

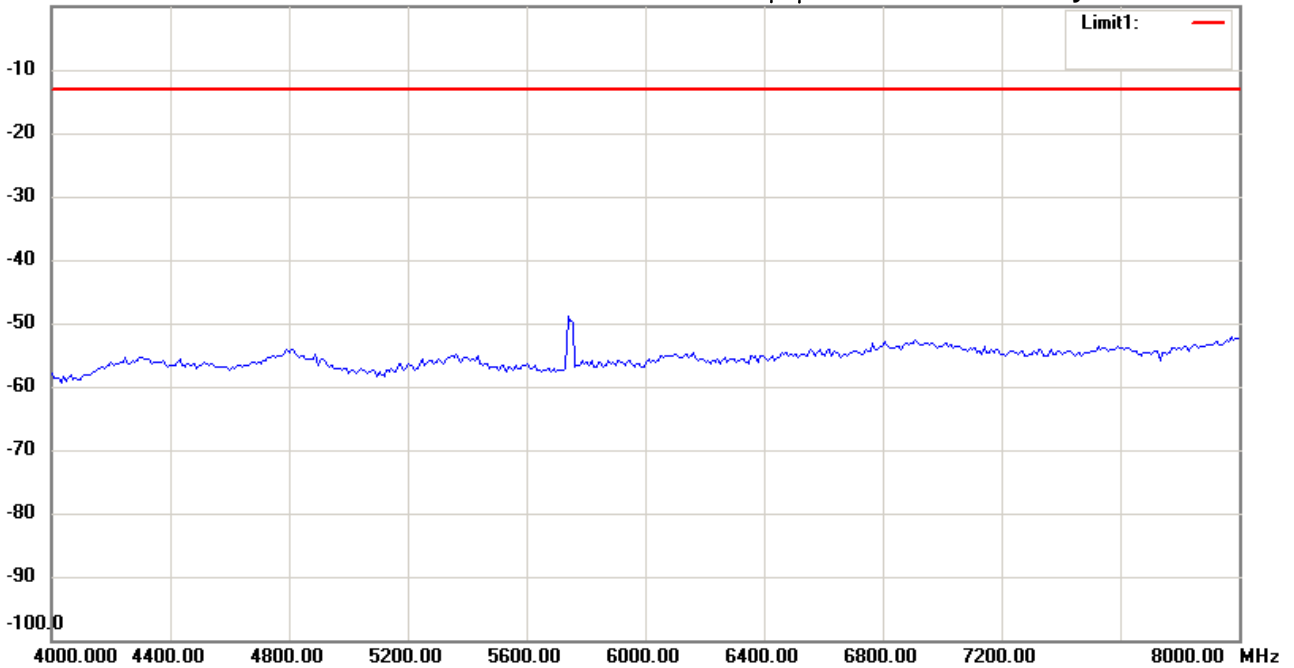
Date: 2015/7/27

Temperature:27.8 °C

0.0 dBm

Time: 下午 02:00:48

Humidity:63.4 %



Site : Chamber

Condition : FCC\_part 24 (1900 band)

EUT : W6M21507-15160

M/N:

Test Mode : ACTIVE BAND2 CH9262

Note :

Polarization: *Vertical*

Power : 120 Va.c.

Distance: 3m

Mk.	Frequency (MHz)	Reading (dBm)	Detector	Corr. factor (dB)	Result (dBm)	Limit (dBm)	Ant.Pos (cm)	Tab.Pos (deg.)	Margin (dB)	Comment
-----	-----------------	---------------	----------	-------------------	--------------	-------------	--------------	----------------	-------------	---------

\*:Maximum data    x:Over limit    !:over margin



Radiated Emission Measurement

Operator: Kent

File :3

Data :#3

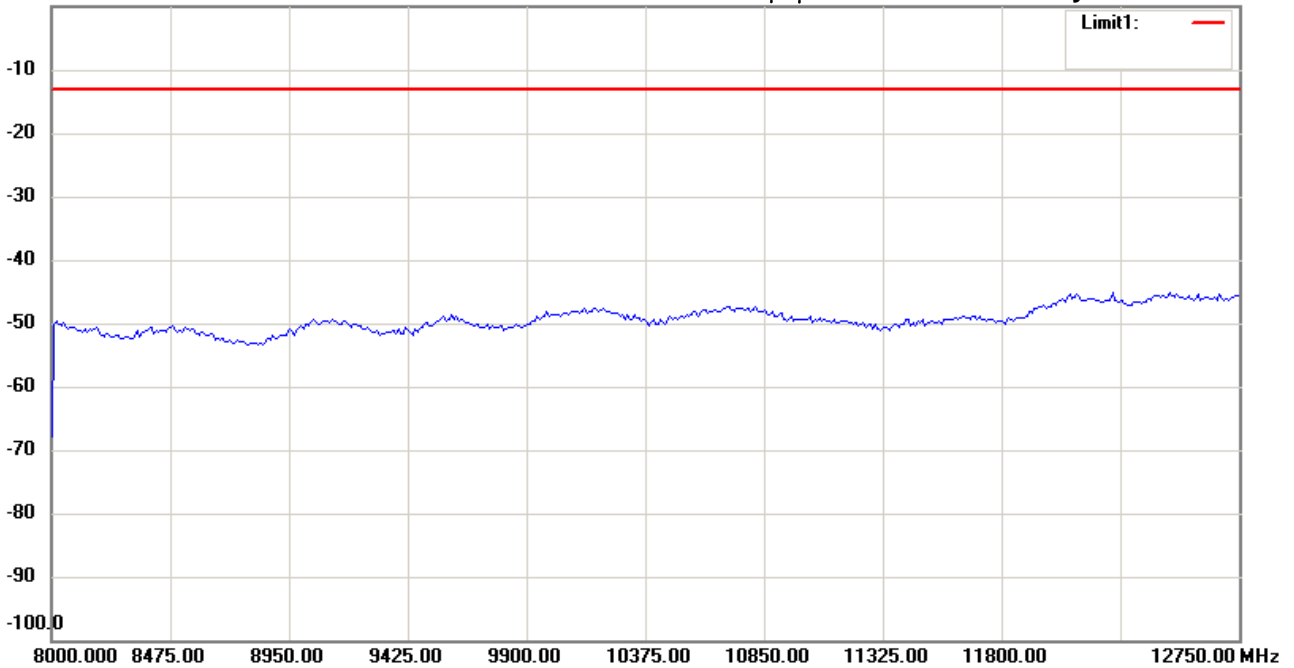
Date: 2015/7/27

Temperature:27.8 °C

0.0 dBm

Time: 下午 01:57:33

Humidity:63.4 %



Site : Chamber

Condition : FCC\_part 24 (1900 band)

EUT : W6M21507-15160

M/N:

Test Mode : ACTIVE BAND2 CH9262

Note :

Polarization: *Horizontal*

Power : 120 Va.c.

Distance: 3m

Mk.	Frequency (MHz)	Reading (dBm)	Detector	Corr. factor (dB)	Result (dBm)	Limit (dBm)	Ant.Pos (cm)	Tab.Pos (deg.)	Margin (dB)	Comment
-----	-----------------	---------------	----------	-------------------	--------------	-------------	--------------	----------------	-------------	---------

\*:Maximum data    x:Over limit    !:over margin



Radiated Emission Measurement

Operator: Kent

File :3

Data :#8

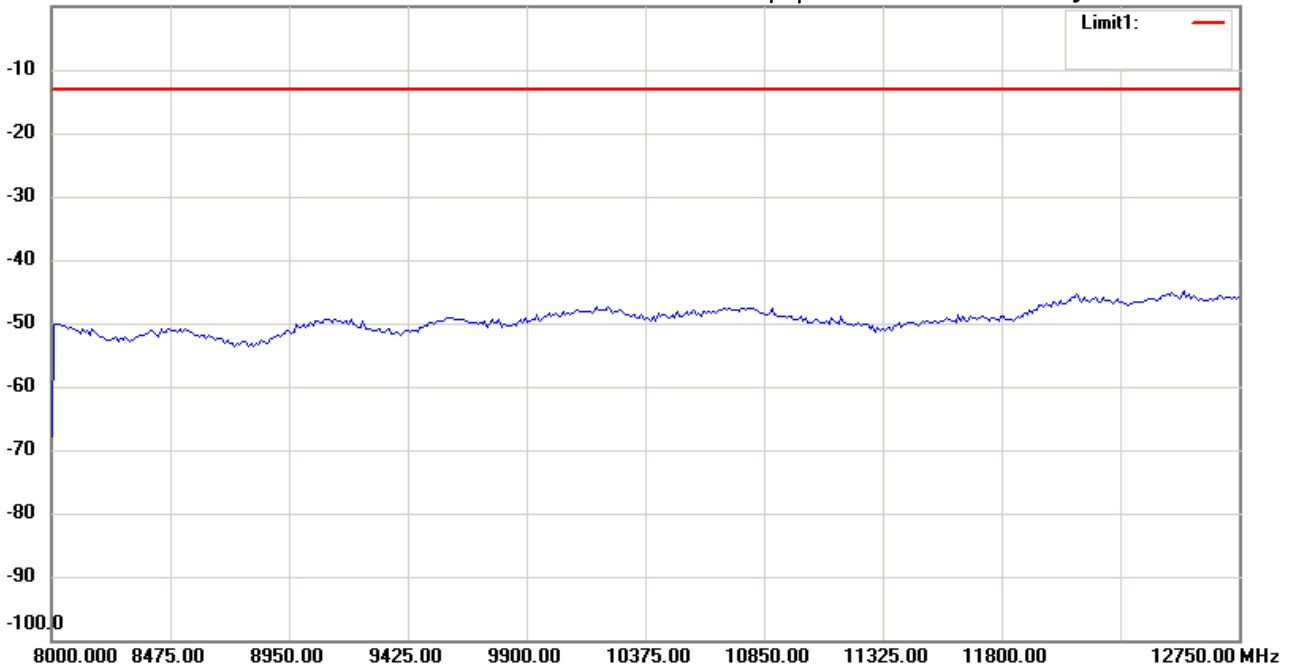
Date: 2015/7/27

Temperature:27.8 °C

0.0 dBm

Time: 下午 02:01:33

Humidity:63.4 %



Site : Chamber

Condition : FCC\_part 24 (1900 band)

EUT : W6M21507-15160

M/N:

Test Mode : ACTIVE BAND2 CH9262

Note :

Polarization: *Vertical*

Power : 120 Va.c.

Distance: 3m

Mk.	Frequency (MHz)	Reading (dBm)	Detector	Corr. factor (dB)	Result (dBm)	Limit (dBm)	Ant.Pos (cm)	Tab.Pos (deg.)	Margin (dB)	Comment
-----	-----------------	---------------	----------	-------------------	--------------	-------------	--------------	----------------	-------------	---------

\*:Maximum data    x:Over limit    !:over margin



Radiated Emission Measurement

Operator: Kent

File :3

Data :#4

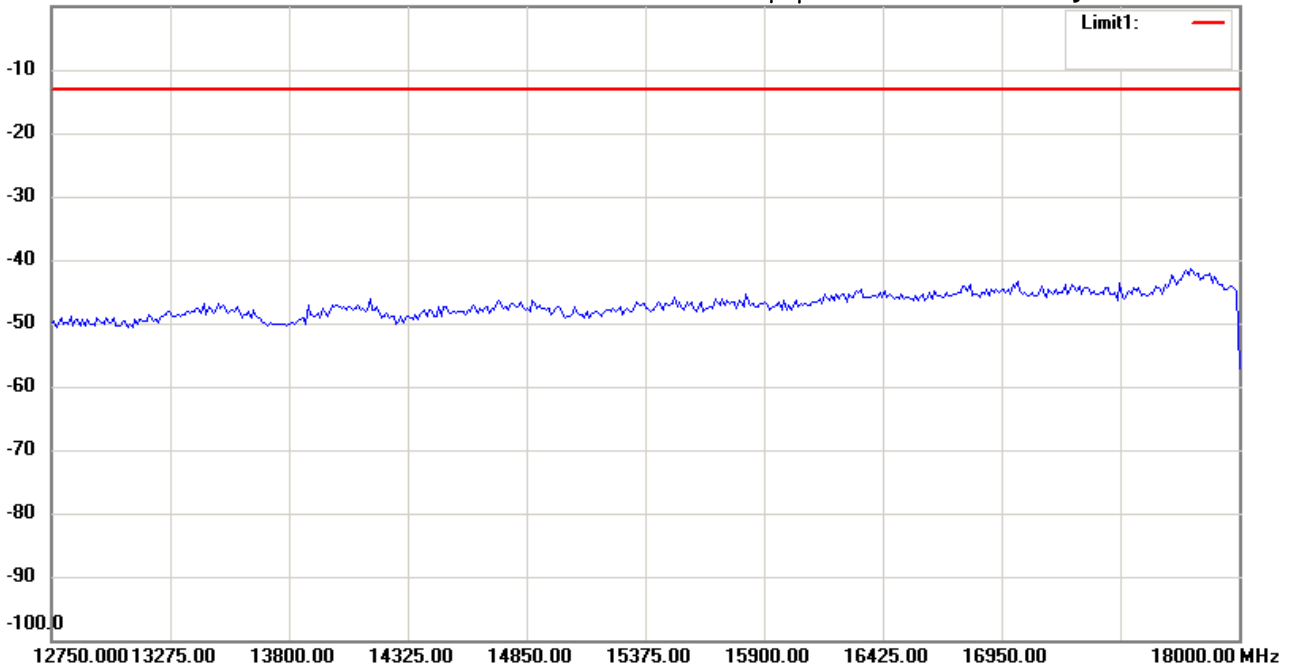
Date: 2015/7/27

Temperature:27.8 °C

0.0 dBm

Time: 下午 01:57:44

Humidity:63.4 %



Site : Chamber

Condition : FCC\_part 24 (1900 band)

EUT : W6M21507-15160

M/N:

Test Mode : ACTIVE BAND2 CH9262

Note :

Polarization: *Horizontal*

Power : 120 Va.c.

Distance: 3m

Mk.	Frequency (MHz)	Reading (dBm)	Detector	Corr. factor (dB)	Result (dBm)	Limit (dBm)	Ant.Pos (cm)	Tab.Pos (deg.)	Margin (dB)	Comment
-----	-----------------	---------------	----------	-------------------	--------------	-------------	--------------	----------------	-------------	---------

\*:Maximum data    x:Over limit    !:over margin



Radiated Emission Measurement

Operator: Kent

File :3

Data :#9

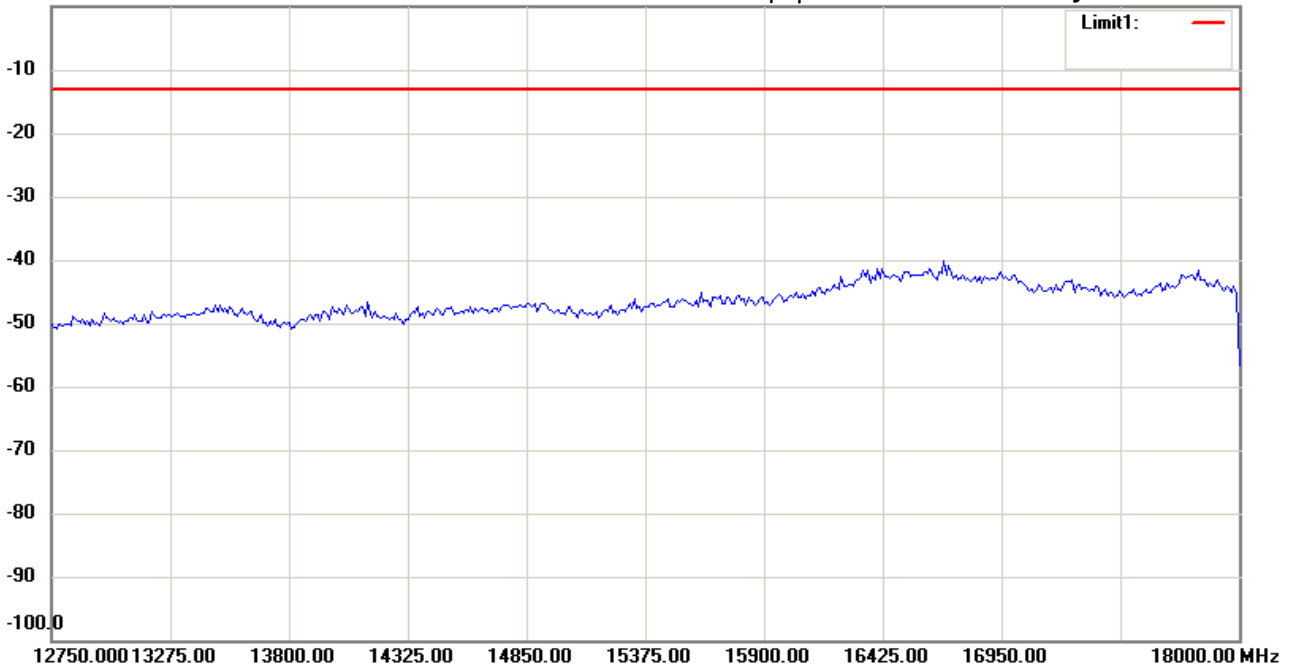
Date: 2015/7/27

Temperature:27.8 °C

0.0 dBm

Time: 下午 02:01:45

Humidity:63.4 %



Site : Chamber

Condition : FCC\_part 24 (1900 band)

EUT : W6M21507-15160

M/N:

Test Mode : ACTIVE BAND2 CH9262

Note :

Polarization: *Vertical*

Power : 120 Va.c.

Distance: 3m

Mk.	Frequency (MHz)	Reading (dBm)	Detector	Corr. factor (dB)	Result (dBm)	Limit (dBm)	Ant.Pos (cm)	Tab.Pos (deg.)	Margin (dB)	Comment
-----	-----------------	---------------	----------	-------------------	--------------	-------------	--------------	----------------	-------------	---------

\*:Maximum data    x:Over limit    !:over margin



Radiated Emission Measurement

Operator: Kent

File :3

Data :#5

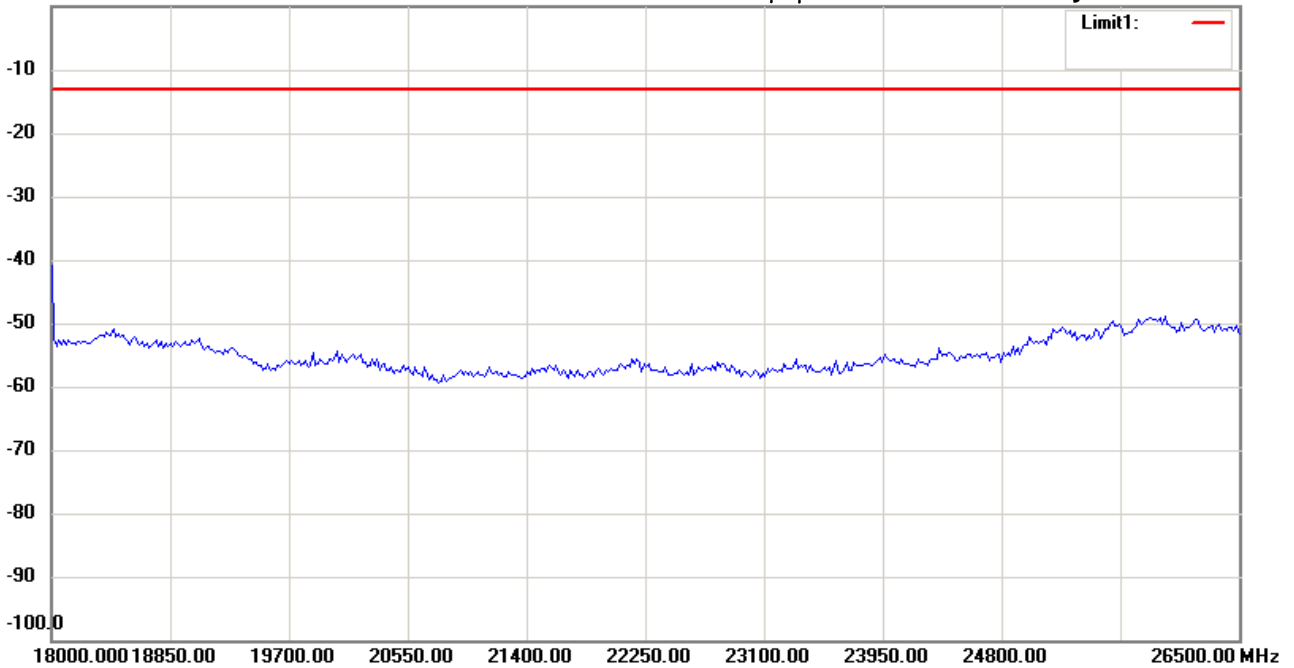
Date: 2015/7/27

Temperature:27.8 °C

0.0 dBm

Time: 下午 01:57:56

Humidity:63.4 %



Site : Chamber

Condition : FCC\_part 24 (1900 band)

EUT : W6M21507-15160

M/N:

Test Mode : ACTIVE BAND2 CH9262

Note :

Polarization: *Horizontal*

Power : 120 Va.c.

Distance: 3m

Mk.	Frequency (MHz)	Reading (dBm)	Detector	Corr. factor (dB)	Result (dBm)	Limit (dBm)	Ant.Pos (cm)	Tab.Pos (deg.)	Margin (dB)	Comment
-----	-----------------	---------------	----------	-------------------	--------------	-------------	--------------	----------------	-------------	---------

\*:Maximum data    x:Over limit    !:over margin



**Radiated Emission Measurement**

Operator: Kent

File :3

Data :#10

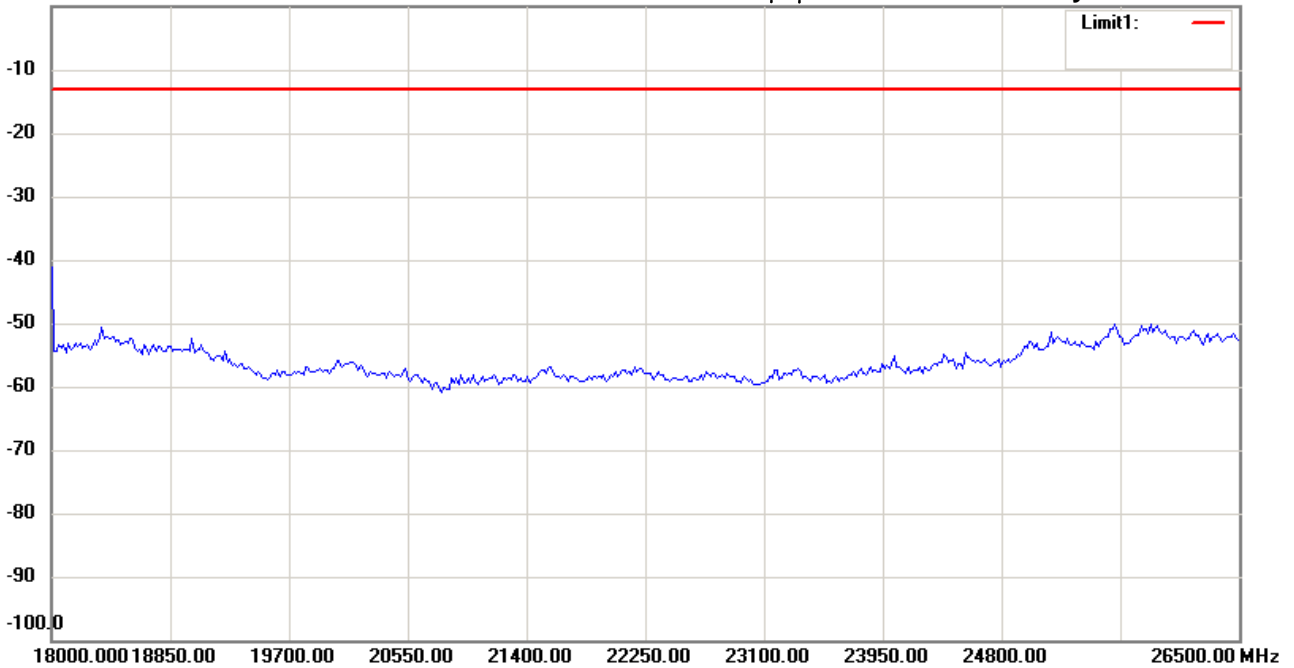
Date: 2015/7/27

Temperature:27.8 °C

0.0 dBm

Time: 下午 02:01:56

Humidity:63.4 %



Site : Chamber

Condition : FCC\_part 24 (1900 band)

EUT : W6M21507-15160

M/N:

Test Mode : ACTIVE BAND2 CH9262

Note :

Polarization: *Vertical*

Power : 120 Va.c.

Distance: 3m

Mk.	Frequency (MHz)	Reading (dBm)	Detector	Corr. factor (dB)	Result (dBm)	Limit (dBm)	Ant.Pos (cm)	Tab.Pos (deg.)	Margin (dB)	Comment
-----	-----------------	---------------	----------	-------------------	--------------	-------------	--------------	----------------	-------------	---------

\*:Maximum data    x:Over limit    !:over margin





**Radiated Emission Measurement**

Operator: Kent

File :1

Data :#1

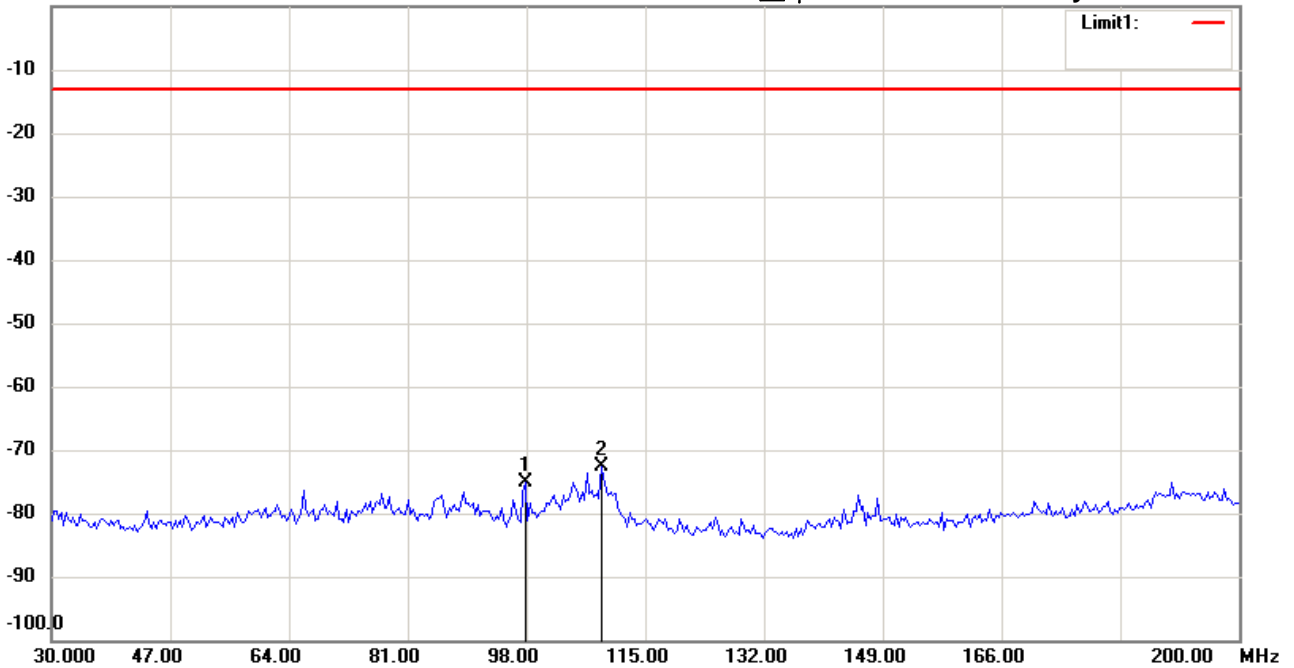
Date: 2015/7/28

Temperature:27.8 °C

0.0 dBm

Time: 上午 10:55:00

Humidity:63.4 %



Site : Chamber

Condition : FCC\_part 24 (1900 band)

Polarization: *Horizontal*

EUT : W6M21507-15160

Power : 120 Va.c.

M/N:

Distance: 3m

Test Mode : ACTIVE BAND2 CH9400

Note :

Mk.	Frequency (MHz)	Reading (dBm)	Detector	Corr. factor (dB)	Result (dBm)	Limit (dBm)	Ant.Pos (cm)	Tab.Pos (deg.)	Margin (dB)	Comment
	97.7956	-98.72	peak	23.64	-75.08	-13.00	150	195	-62.08	
*	108.6974	-95.75	peak	23.08	-72.67	-13.00	150	250	-59.67	

\*:Maximum data    x:Over limit    !:over margin



Radiated Emission Measurement

Operator: Kent

File :1

Data :#2

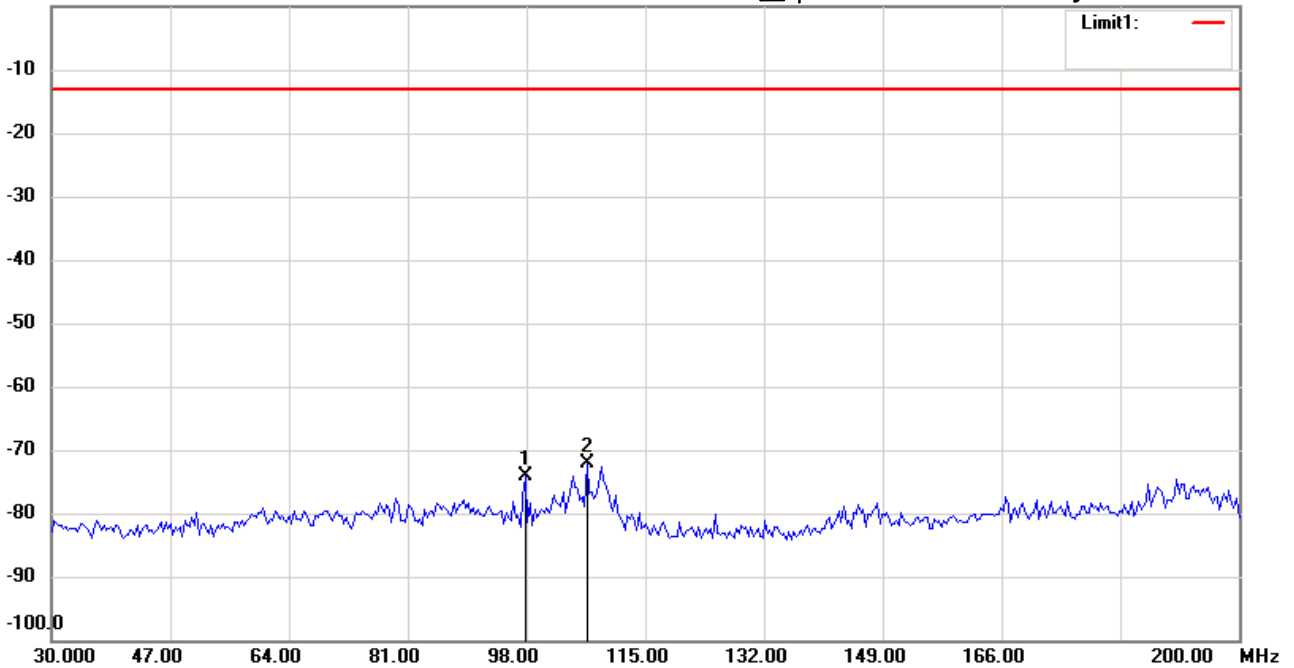
Date: 2015/7/28

Temperature: 27.8 °C

0.0 dBm

Time: 上午 10:55:27

Humidity: 63.4 %



Site : Chamber

Condition : FCC\_part 24 (1900 band)

EUT : W6M21507-15160

M/N:

Test Mode : ACTIVE BAND2 CH9400

Note :

Polarization: *Vertical*

Power : 120 Va.c.

Distance: 3m

Mk.	Frequency (MHz)	Reading (dBm)	Detector	Corr. factor (dB)	Result (dBm)	Limit (dBm)	Ant.Pos (cm)	Tab.Pos (deg.)	Margin (dB)	Comment
	97.7956	-98.33	peak	24.20	-74.13	-13.00	150	75	-61.13	
*	106.6533	-95.78	peak	23.76	-72.02	-13.00	150	195	-59.02	



**Radiated Emission Measurement**

Operator: Kent

File :2

Data :#1

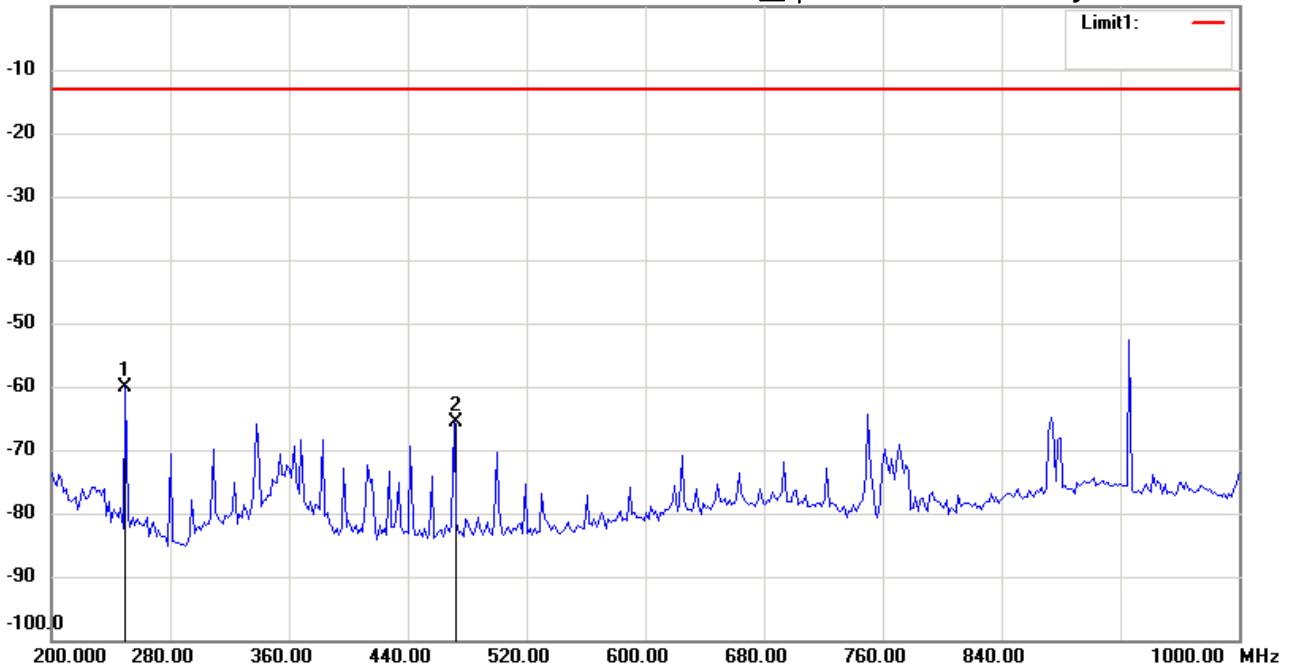
Date: 2015/7/28

Temperature:27.8 °C

0.0 dBm

Time: 上午 10:06:42

Humidity:63.4 %



Site : Chamber

Condition : FCC\_part 24 (1900 band)

Polarization: *Horizontal*

EUT : W6M21507-15160

Power : 120 Va.c.

M/N:

Distance: 3m

Test Mode : ACTIVE BAND2 CH9400

Note :

Mk.	Frequency (MHz)	Reading (dBm)	Detector	Corr. factor (dB)	Result (dBm)	Limit (dBm)	Ant.Pos (cm)	Tab.Pos (deg.)	Margin (dB)	Comment
*	249.6994	-48.91	peak	-11.19	-60.10	-13.00	150	245	-47.10	
	470.9420	-58.46	peak	-7.12	-65.58	-13.00	150	160	-52.58	

\*:Maximum data    x:Over limit    !:over margin



**Radiated Emission Measurement**

Operator: Kent

File :2

Data :#2

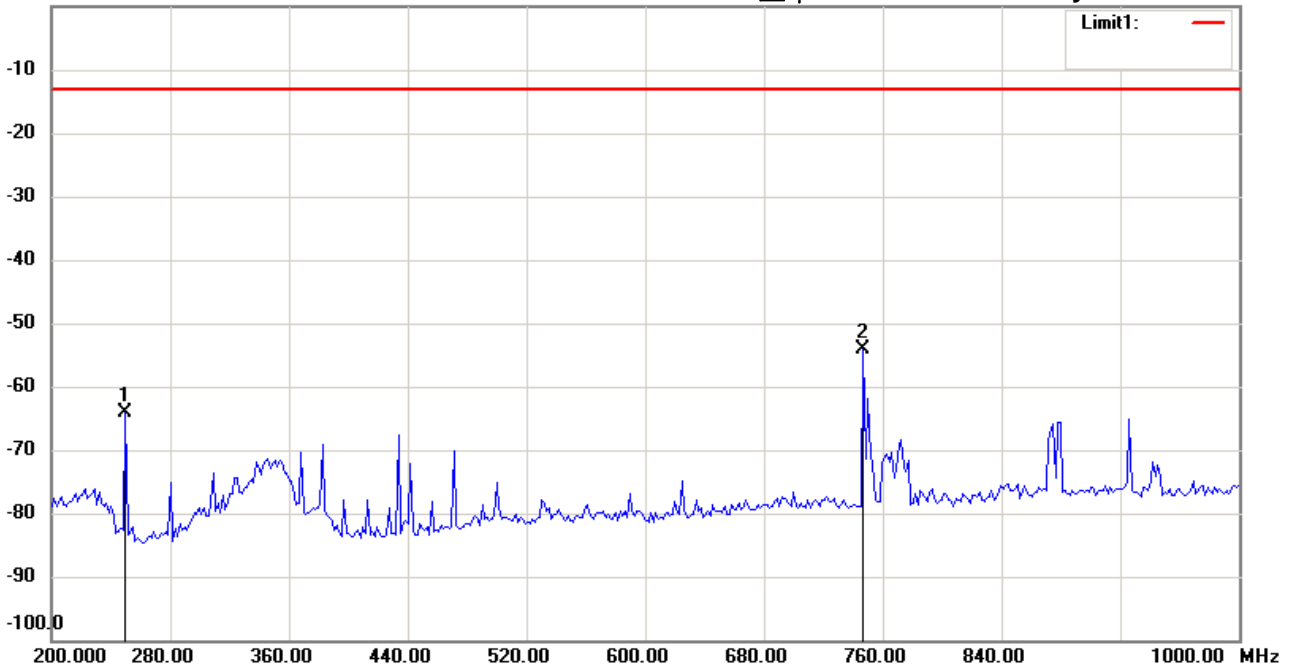
Date: 2015/7/28

Temperature:27.8 °C

0.0 dBm

Time: 上午 10:13:24

Humidity:63.4 %



Site : Chamber

Condition : FCC\_part 24 (1900 band)

Polarization: **Vertical**

EUT : W6M21507-15160

Power : 120 Va.c.

M/N:

Distance: 3m

Test Mode : ACTIVE BAND2 CH9400

Note :

Mk.	Frequency (MHz)	Reading (dBm)	Detector	Corr. factor (dB)	Result (dBm)	Limit (dBm)	Ant.Pos (cm)	Tab.Pos (deg.)	Margin (dB)	Comment
	249.6994	-54.21	peak	-9.91	-64.12	-13.00	150	140	-51.12	
*	746.6934	-52.57	peak	-1.46	-54.03	-13.00	150	305	-41.03	

\*:Maximum data    x:Over limit    !:over margin



Radiated Emission Measurement

Operator: Kent

File :3

Data :#1

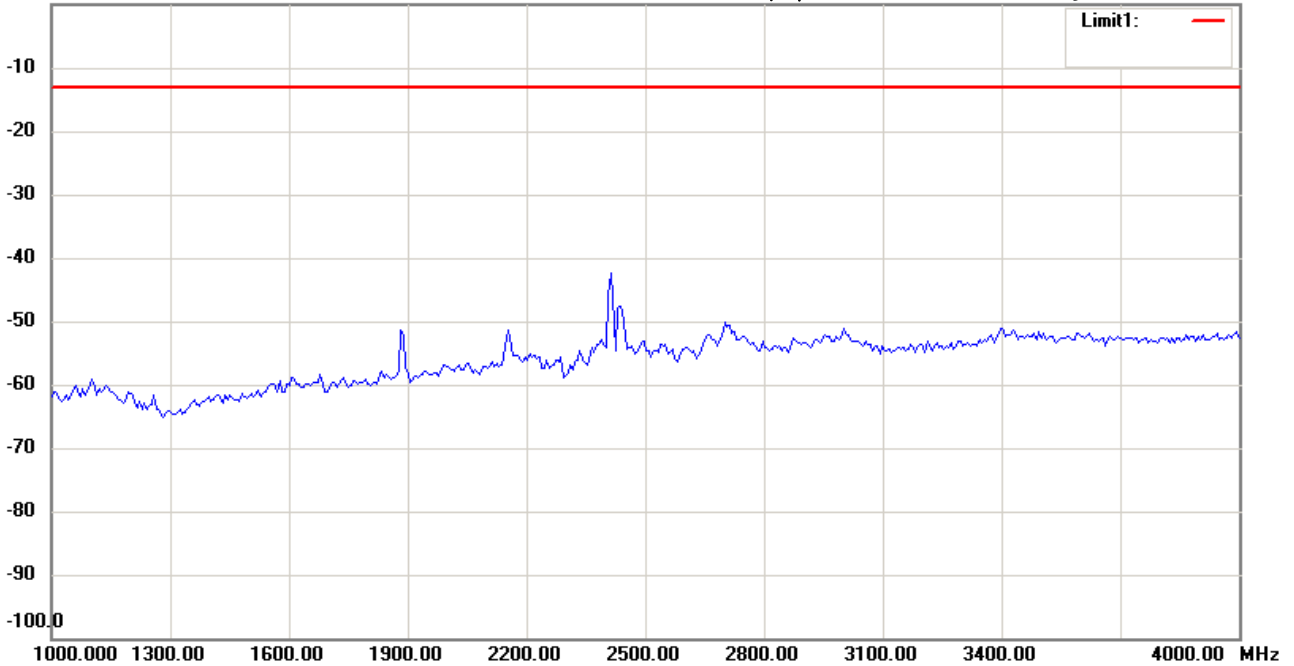
Date: 2015/7/27

Temperature:27.8 °C

0.0 dBm

Time: 下午 02:14:47

Humidity:63.4 %



Site : Chamber

Condition : FCC\_part 24 (1900 band)

EUT : W6M21507-15160

M/N:

Test Mode : ACTIVE BAND2 CH9400

Note :

Polarization: *Horizontal*

Power : 120 Va.c.

Distance: 3m

Mk.	Frequency (MHz)	Reading (dBm)	Detector	Corr. factor (dB)	Result (dBm)	Limit (dBm)	Ant.Pos (cm)	Tab.Pos (deg.)	Margin (dB)	Comment
-----	-----------------	---------------	----------	-------------------	--------------	-------------	--------------	----------------	-------------	---------

\*:Maximum data    x:Over limit    !:over margin



**Radiated Emission Measurement**

**Operator: Kent**

**File :3**

**Data :#6**

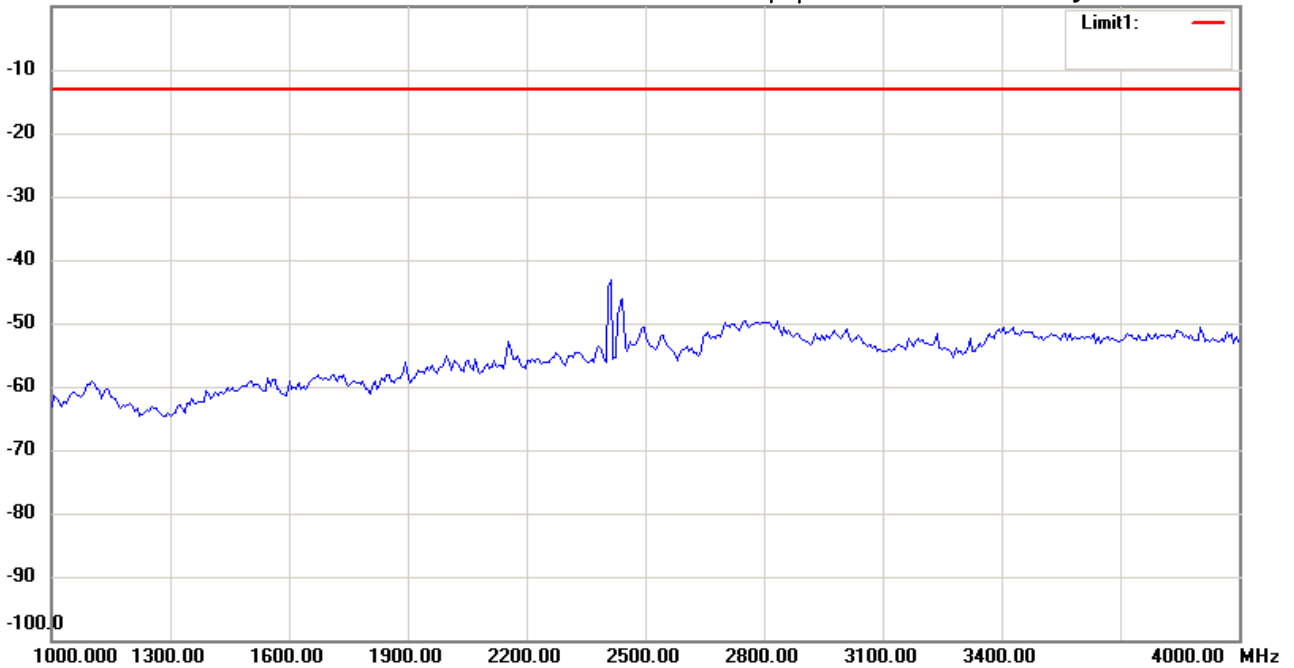
**Date: 2015/7/27**

**Temperature:27.8 °C**

**0.0 dBm**

**Time: 下午 02:19:29**

**Humidity:63.4 %**



**Site : Chamber**

**Condition : FCC\_part 24 (1900 band)**

**Polarization: Vertical**

**EUT : W6M21507-15160**

**Power : 120 Va.c.**

**M/N:**

**Distance: 3m**

**Test Mode : ACTIVE BAND2 CH9400**

**Note :**

Mk.	Frequency (MHz)	Reading (dBm)	Detector	Corr. factor (dB)	Result (dBm)	Limit (dBm)	Ant.Pos (cm)	Tab.Pos (deg.)	Margin (dB)	Comment
-----	-----------------	---------------	----------	-------------------	--------------	-------------	--------------	----------------	-------------	---------

**\*:Maximum data    x:Over limit    !:over margin**



**Radiated Emission Measurement**

Operator: Kent

File :3

Data :#2

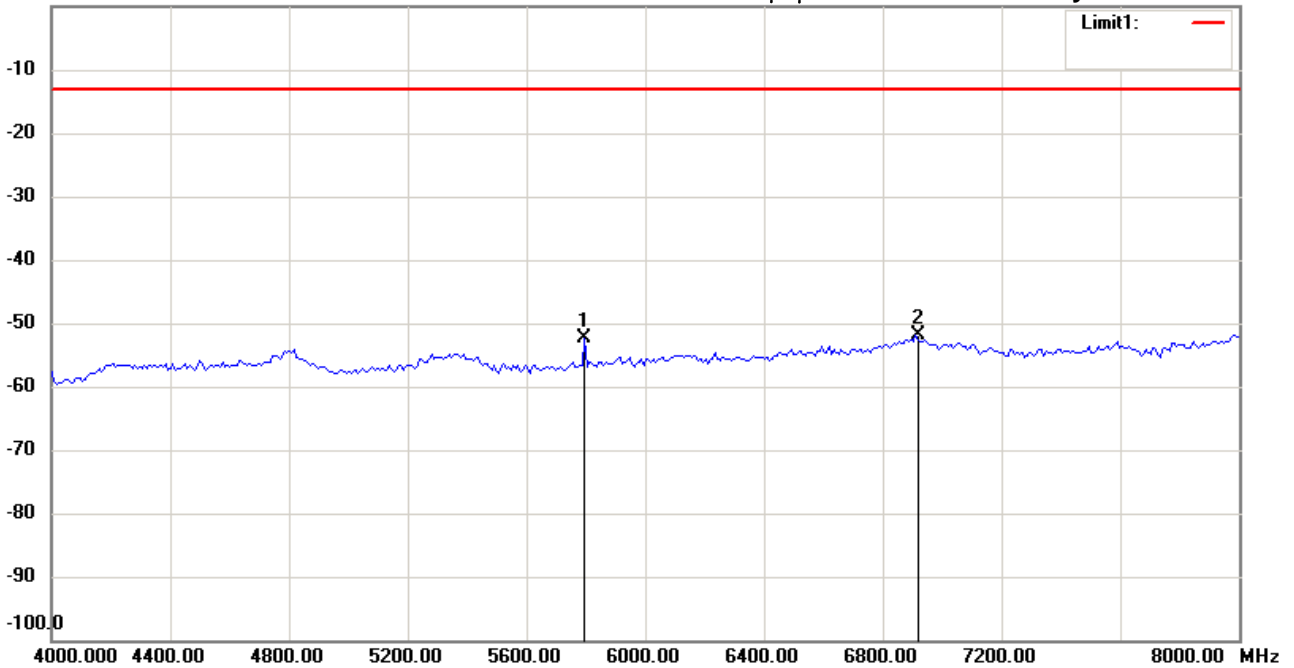
Date: 2015/7/27

Temperature:27.8 °C

0.0 dBm

Time: 下午 02:16:10

Humidity:63.4 %



Site : Chamber

Condition : FCC\_part 24 (1900 band)

EUT : W6M21507-15160

M/N:

Test Mode : ACTIVE BAND2 CH9400

Note :

Polarization: *Horizontal*

Power : 120 Va.c.

Distance: 3m

Mk.	Frequency (MHz)	Reading (dBm)	Detector	Corr. factor (dB)	Result (dBm)	Limit (dBm)	Ant.Pos (cm)	Tab.Pos (deg.)	Margin (dB)	Comment
	5795.591	-63.83	peak	11.45	-52.38	-13.00	150	245	-39.38	
*	6909.820	-65.74	peak	13.94	-51.80	-13.00	150	195	-38.80	

\*:Maximum data    x:Over limit    !:over margin



Radiated Emission Measurement

Operator: Kent

File :3

Data :#7

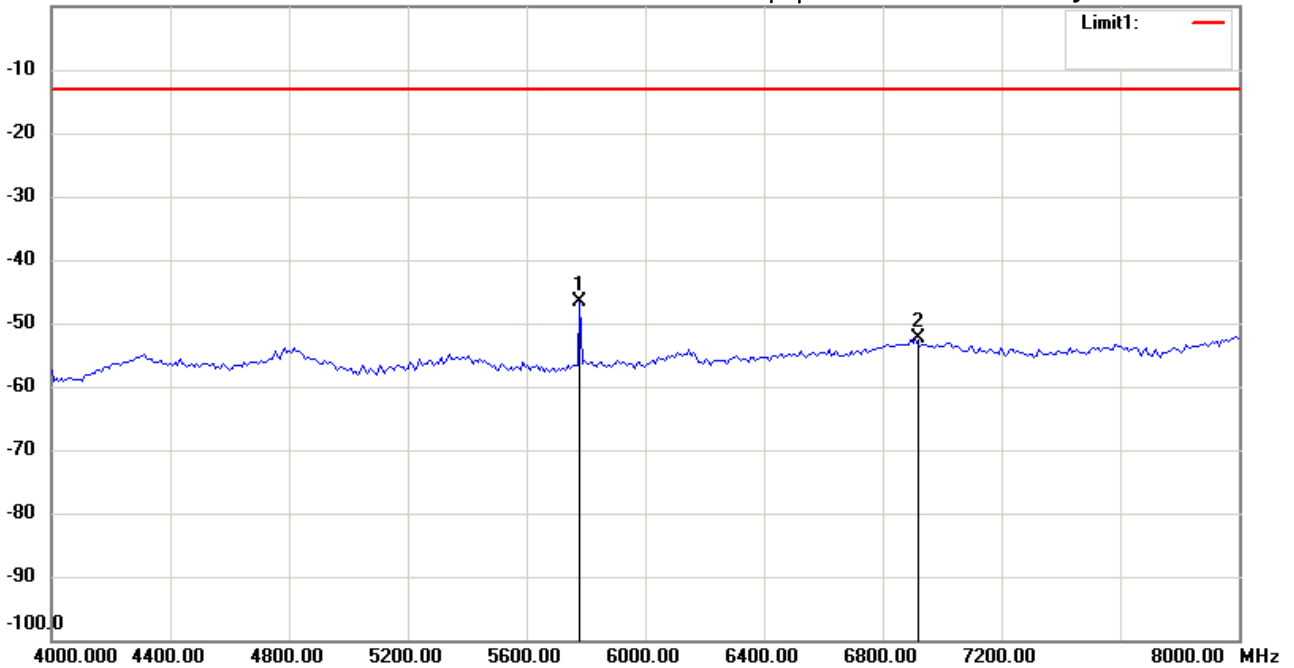
Date: 2015/7/27

Temperature:27.8 °C

0.0 dBm

Time: 下午 02:20:22

Humidity:63.4 %



Site : Chamber

Condition : FCC\_part 24 (1900 band)

EUT : W6M21507-15160

M/N:

Test Mode : ACTIVE BAND2 CH9400

Note :

Polarization: *Vertical*

Power : 120 Va.c.

Distance: 3m

Mk.	Frequency (MHz)	Reading (dBm)	Detector	Corr. factor (dB)	Result (dBm)	Limit (dBm)	Ant.Pos (cm)	Tab.Pos (deg.)	Margin (dB)	Comment
*	5779.559	-57.91	peak	11.31	-46.60	-13.00	150	305	-33.60	
	6909.820	-65.90	peak	13.41	-52.49	-13.00	150	140	-39.49	

\*:Maximum data    x:Over limit    !:over margin





**Radiated Emission Measurement**

Operator: Kent

File :3

Data :#3

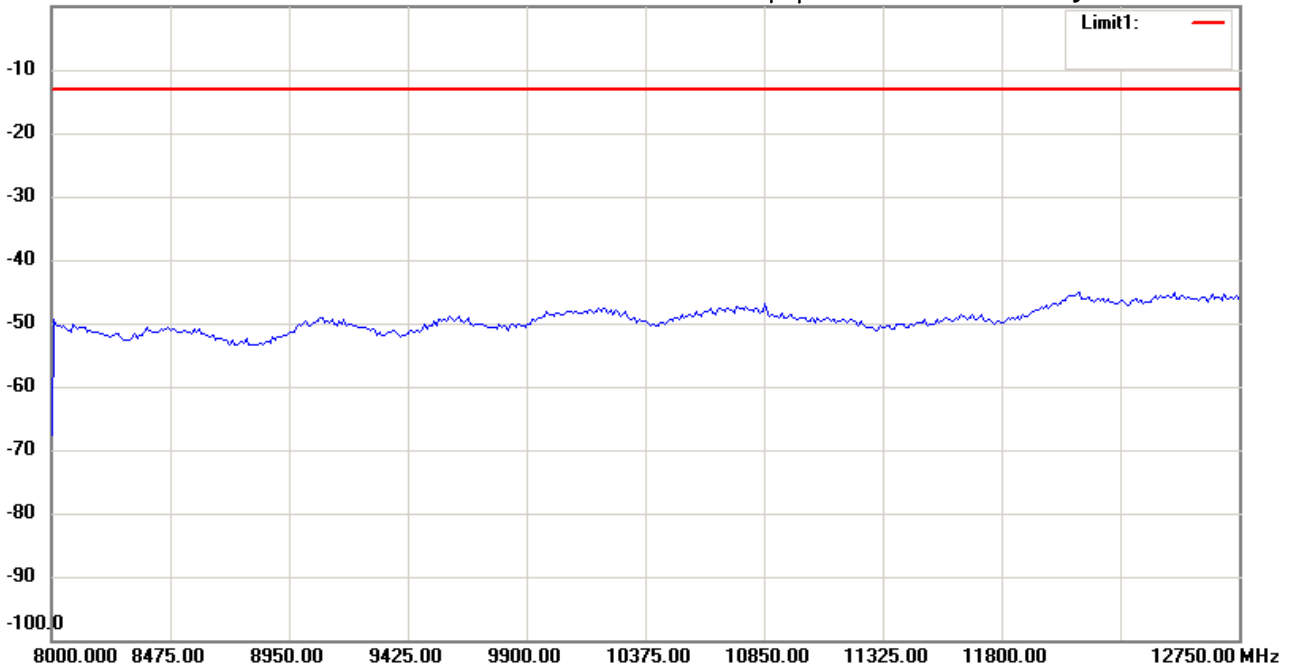
Date: 2015/7/27

Temperature:27.8 °C

0.0 dBm

Time: 下午 02:16:56

Humidity:63.4 %



Site : Chamber

Condition : FCC\_part 24 (1900 band)

EUT : W6M21507-15160

M/N:

Test Mode : ACTIVE BAND2 CH9400

Note :

Polarization: *Horizontal*

Power : 120 Va.c.

Distance: 3m

Mk.	Frequency (MHz)	Reading (dBm)	Detector	Corr. factor (dB)	Result (dBm)	Limit (dBm)	Ant.Pos (cm)	Tab.Pos (deg.)	Margin (dB)	Comment
-----	-----------------	---------------	----------	-------------------	--------------	-------------	--------------	----------------	-------------	---------

\*:Maximum data    x:Over limit    !:over margin



Radiated Emission Measurement

Operator: Kent

File :3

Data :#8

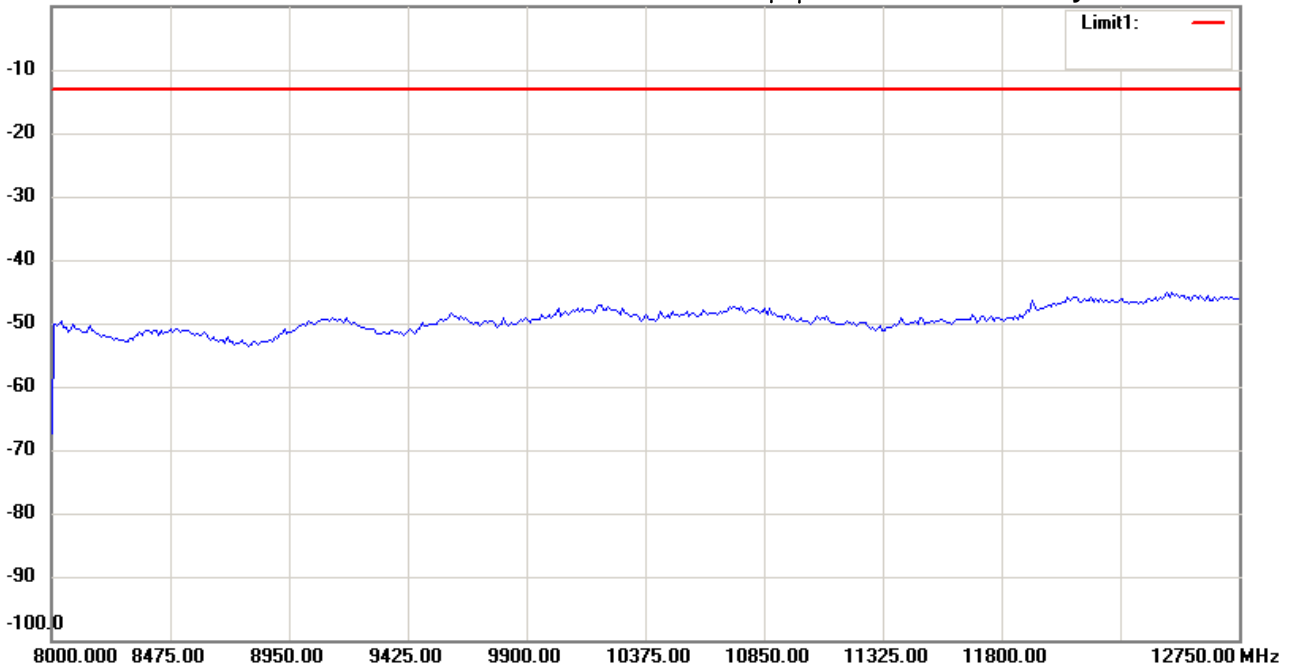
Date: 2015/7/27

Temperature:27.8 °C

0.0 dBm

Time: 下午 02:21:07

Humidity:63.4 %



Site : Chamber

Condition : FCC\_part 24 (1900 band)

EUT : W6M21507-15160

M/N:

Test Mode : ACTIVE BAND2 CH9400

Note :

Polarization: *Vertical*

Power : 120 Va.c.

Distance: 3m

Mk.	Frequency (MHz)	Reading (dBm)	Detector	Corr. factor (dB)	Result (dBm)	Limit (dBm)	Ant.Pos (cm)	Tab.Pos (deg.)	Margin (dB)	Comment
-----	-----------------	---------------	----------	-------------------	--------------	-------------	--------------	----------------	-------------	---------

\*:Maximum data    x:Over limit    !:over margin



Radiated Emission Measurement

Operator: Kent

File :3

Data :#4

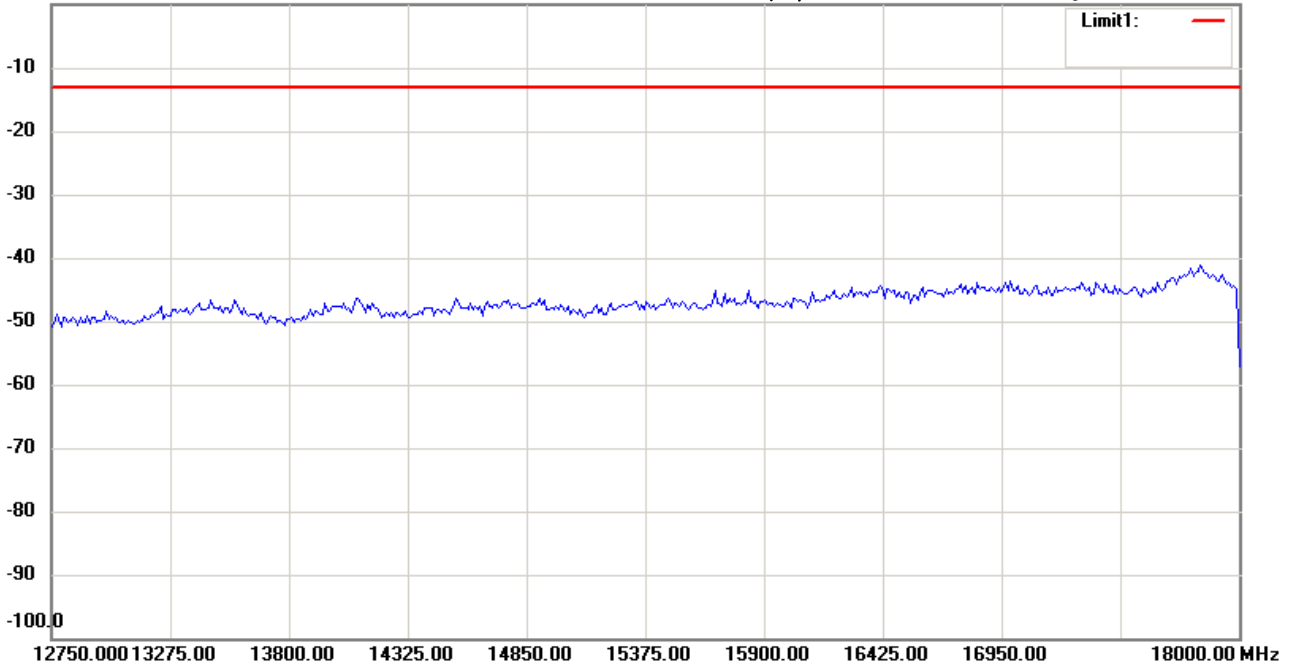
Date: 2015/7/27

Temperature:27.8 °C

0.0 dBm

Time: 下午 02:17:07

Humidity:63.4 %



Site : Chamber

Condition : FCC\_part 24 (1900 band)

EUT : W6M21507-15160

M/N:

Test Mode : ACTIVE BAND2 CH9400

Note :

Polarization: *Horizontal*

Power : 120 Va.c.

Distance: 3m

Mk.	Frequency (MHz)	Reading (dBm)	Detector	Corr. factor (dB)	Result (dBm)	Limit (dBm)	Ant.Pos (cm)	Tab.Pos (deg.)	Margin (dB)	Comment
-----	-----------------	---------------	----------	-------------------	--------------	-------------	--------------	----------------	-------------	---------

\*:Maximum data    x:Over limit    !:over margin



Address: No.5-1, Lishui, Shuang Sing Village, Wanli, New Taipei  
 Tel: +886-2-2492-9447  
 Fax:

**Radiated Emission Measurement**

Operator: Kent

File :3

Data :#9

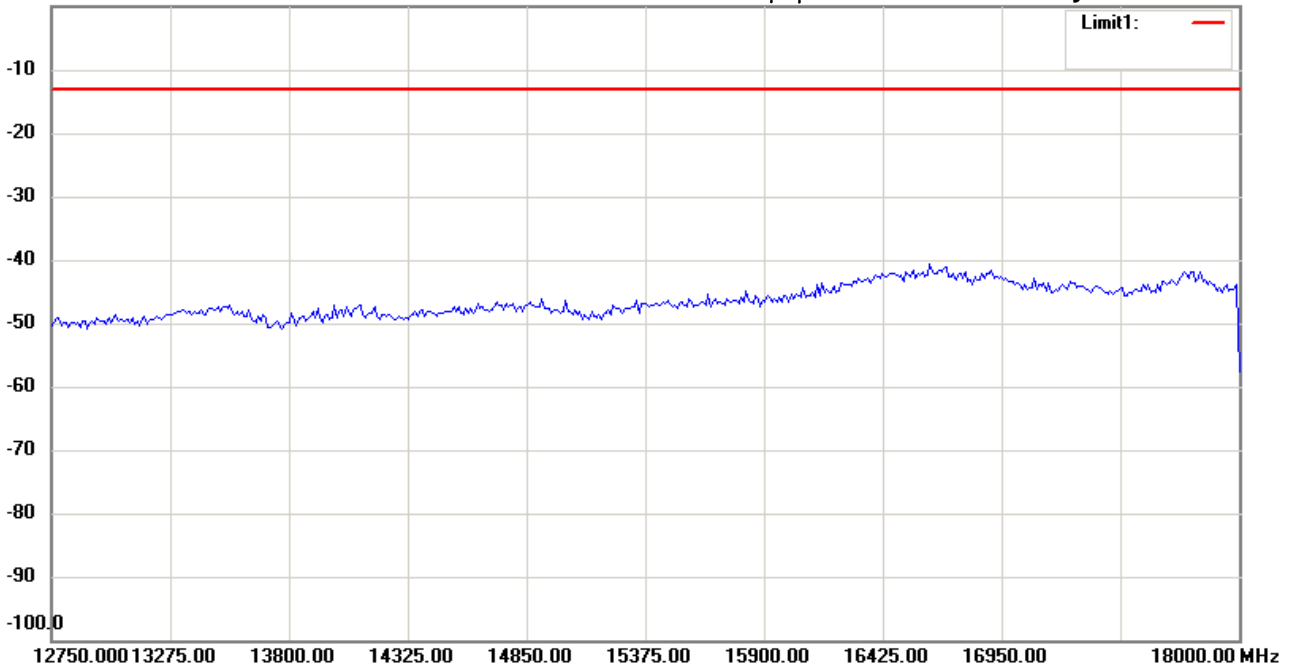
Date: 2015/7/27

Temperature: 27.8 °C

0.0 dBm

Time: 下午 02:21:19

Humidity: 63.4 %



Site : Chamber

Condition : FCC\_part 24 (1900 band)

EUT : W6M21507-15160

M/N:

Test Mode : ACTIVE BAND2 CH9400

Note :

Polarization: *Vertical*

Power : 120 Va.c.

Distance: 3m

Mk.	Frequency (MHz)	Reading (dBm)	Detector	Corr. factor (dB)	Result (dBm)	Limit (dBm)	Ant.Pos (cm)	Tab.Pos (deg.)	Margin (dB)	Comment
-----	-----------------	---------------	----------	-------------------	--------------	-------------	--------------	----------------	-------------	---------

\*:Maximum data    x:Over limit    !:over margin



Address: No.5-1, Lishui, Shuang Sing Village, Wanli, New Taipei  
 Tel: +886-2-2492-9447  
 Fax:

**Radiated Emission Measurement**

Operator: Kent

File :3

Data :#5

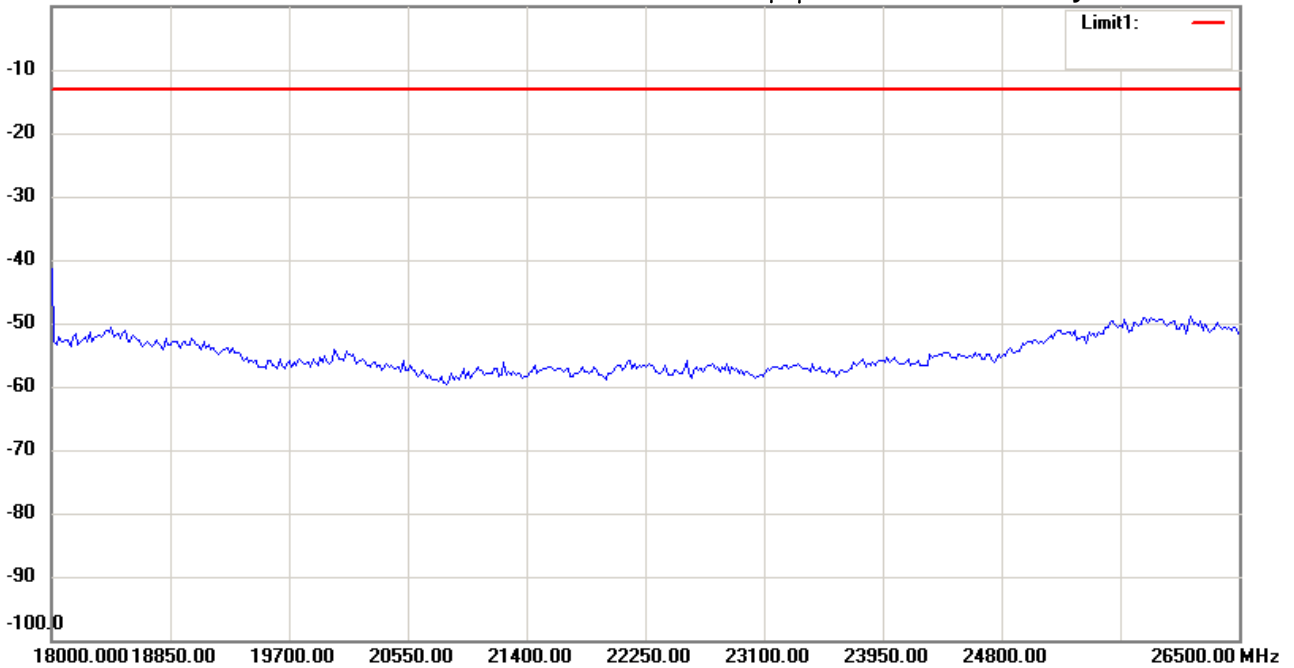
Date: 2015/7/27

Temperature: 27.8 °C

0.0 dBm

Time: 下午 02:17:19

Humidity: 63.4 %



Site : Chamber

Condition : FCC\_part 24 (1900 band)

EUT : W6M21507-15160

M/N:

Test Mode : ACTIVE BAND2 CH9400

Note :

Polarization: *Horizontal*

Power : 120 Va.c.

Distance: 3m

Mk.	Frequency (MHz)	Reading (dBm)	Detector	Corr. factor (dB)	Result (dBm)	Limit (dBm)	Ant.Pos (cm)	Tab.Pos (deg.)	Margin (dB)	Comment
-----	-----------------	---------------	----------	-------------------	--------------	-------------	--------------	----------------	-------------	---------

\*:Maximum data    x:Over limit    !:over margin



**Radiated Emission Measurement**

Operator: Kent

File :3

Data :#10

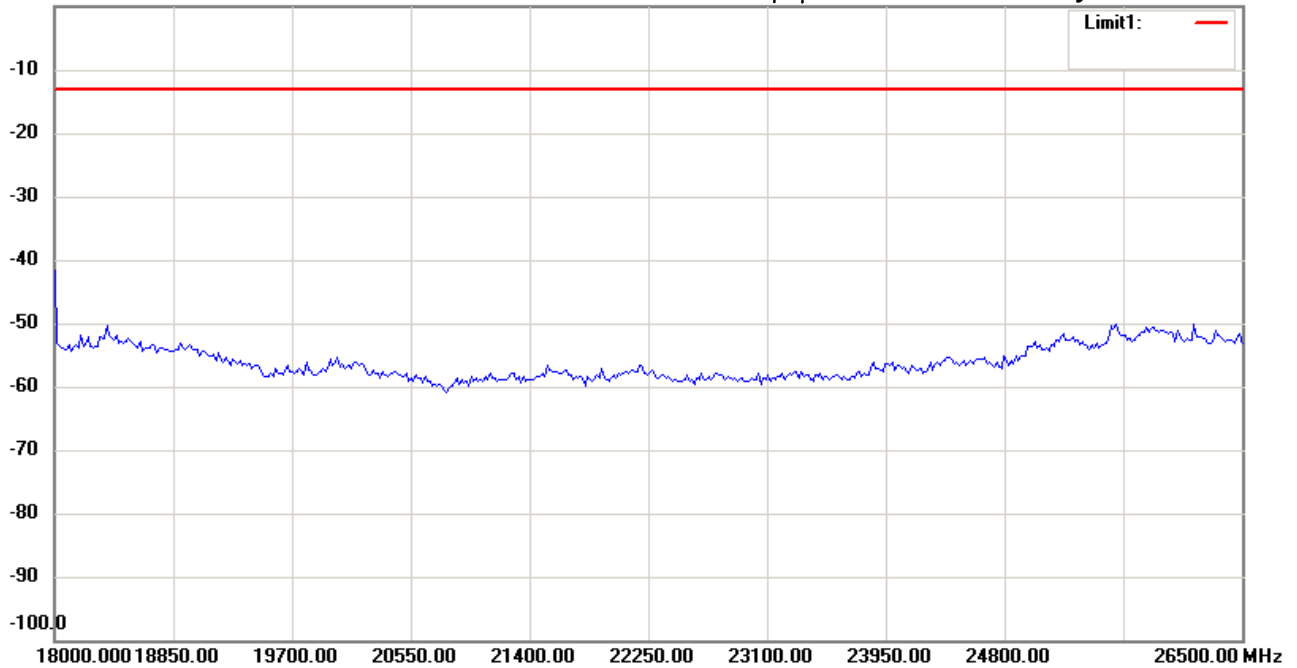
Date: 2015/7/27

Temperature:27.8 °C

0.0 dBm

Time: 下午 02:21:30

Humidity:63.4 %



Site : Chamber

Condition : FCC\_part 24 (1900 band)

EUT : W6M21507-15160

M/N:

Test Mode : ACTIVE BAND2 CH9400

Note :

Polarization: *Vertical*

Power : 120 Va.c.

Distance: 3m

Mk.	Frequency (MHz)	Reading (dBm)	Detector	Corr. factor (dB)	Result (dBm)	Limit (dBm)	Ant.Pos (cm)	Tab.Pos (deg.)	Margin (dB)	Comment
-----	-----------------	---------------	----------	-------------------	--------------	-------------	--------------	----------------	-------------	---------

\*:Maximum data    x:Over limit    !:over margin



Radiated Emission Measurement

Operator: Kent

File :1

Data :#1

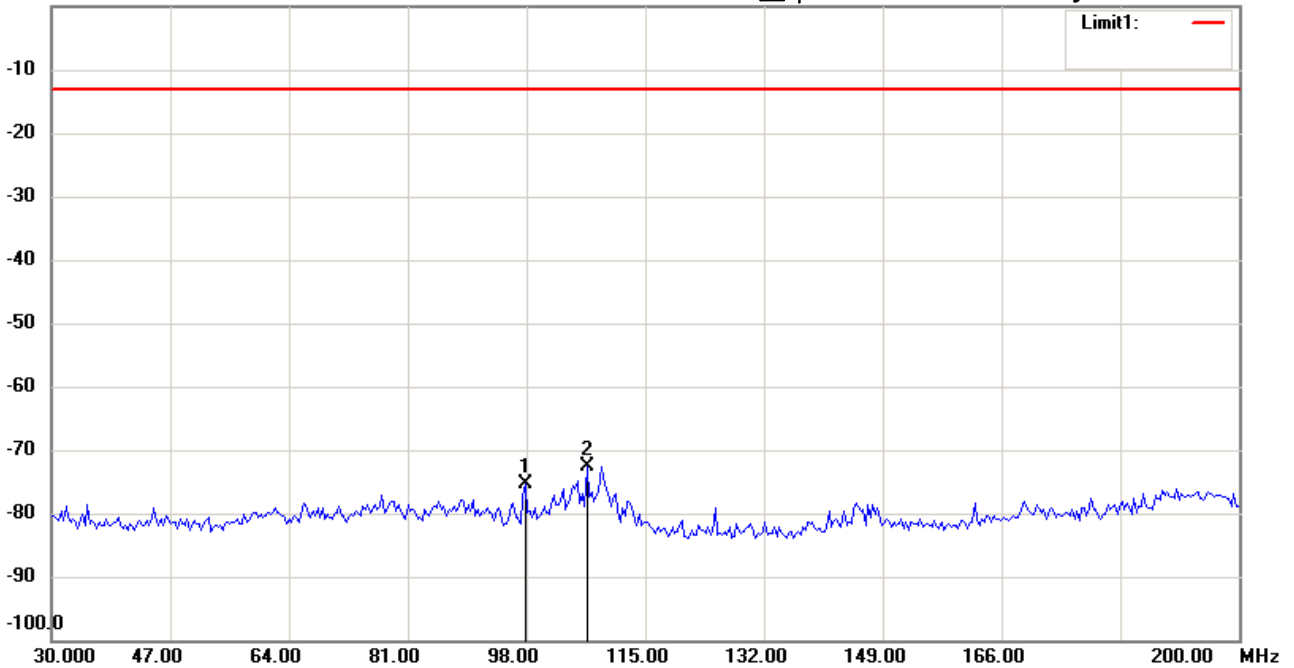
Date: 2015/7/28

Temperature:27.8 °C

0.0 dBm

Time: 上午 10:56:12

Humidity:63.4 %



Site : Chamber

Condition : FCC\_part 24 (1900 band)

Polarization: *Horizontal*

EUT : W6M21507-15160

Power : 120 Va.c.

M/N:

Distance: 3m

Test Mode : ACTIVE BAND2 CH9538

Note :

Mk.	Frequency (MHz)	Reading (dBm)	Detector	Corr. factor (dB)	Result (dBm)	Limit (dBm)	Ant.Pos (cm)	Tab.Pos (deg.)	Margin (dB)	Comment
	97.7956	-98.99	peak	23.64	-75.35	-13.00	150	345	-62.35	
*	106.6533	-95.75	peak	23.22	-72.53	-13.00	150	160	-59.53	

\*:Maximum data    x:Over limit    !:over margin



**Radiated Emission Measurement**

Operator: Kent

File :1

Data :#2

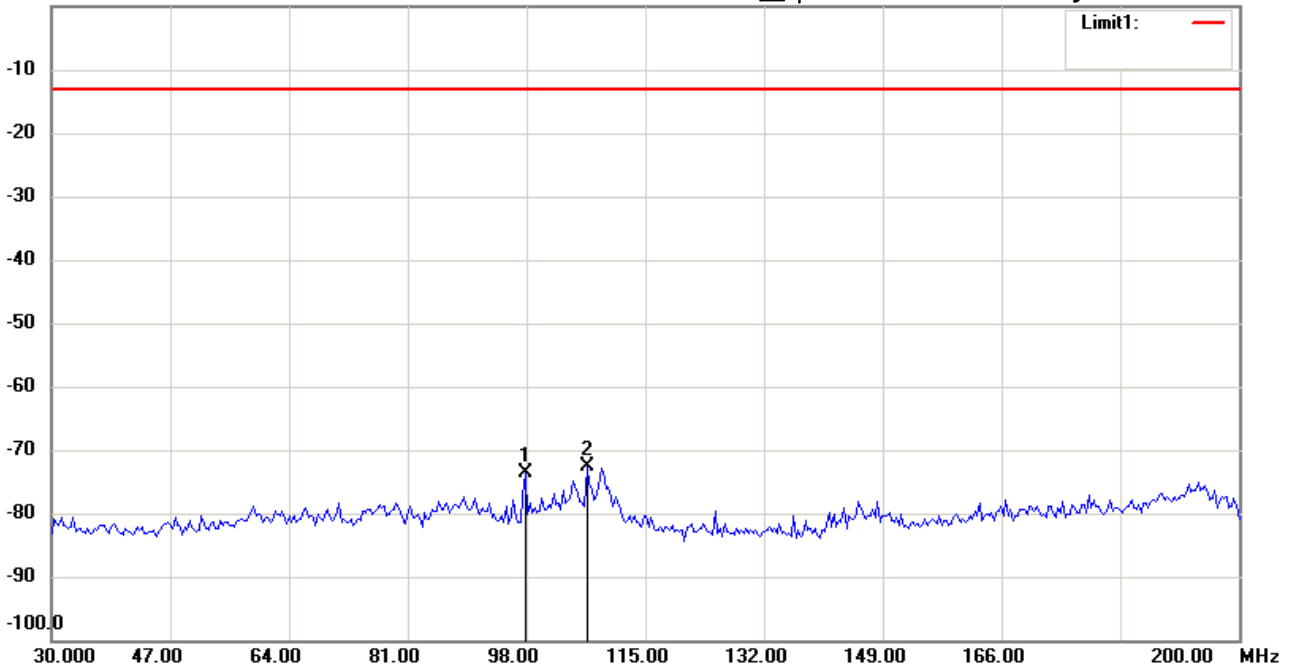
Date: 2015/7/28

Temperature:27.8 °C

0.0 dBm

Time: 上午 10:56:41

Humidity:63.4 %



Site : Chamber

Condition : FCC\_part 24 (1900 band)

EUT : W6M21507-15160

M/N:

Test Mode : ACTIVE BAND2 CH9538

Note :

Polarization: *Vertical*

Power : 120 Va.c.

Distance: 3m

Mk.	Frequency (MHz)	Reading (dBm)	Detector	Corr. factor (dB)	Result (dBm)	Limit (dBm)	Ant.Pos (cm)	Tab.Pos (deg.)	Margin (dB)	Comment
	97.7956	-97.86	peak	24.20	-73.66	-13.00	150	185	-60.66	
*	106.6533	-96.45	peak	23.76	-72.69	-13.00	150	220	-59.69	

\*:Maximum data    x:Over limit    !:over margin





**Radiated Emission Measurement**

Operator: Kent

File :2

Data :#1

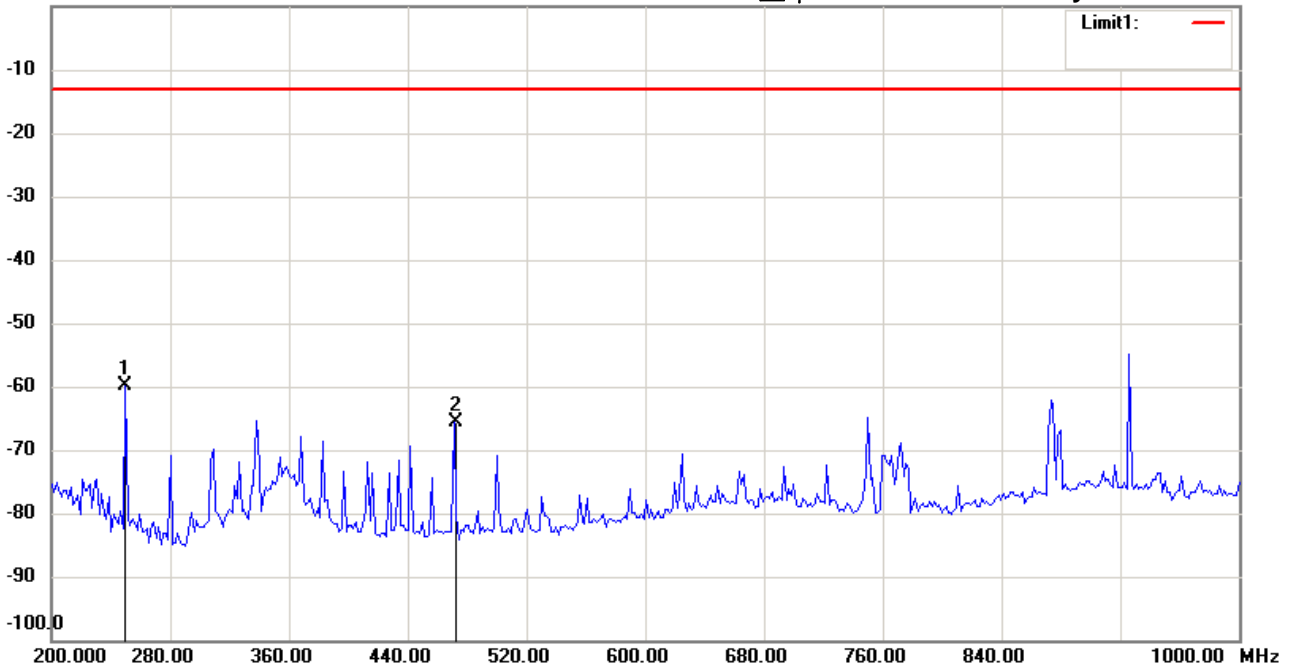
Date: 2015/7/28

Temperature:27.8 °C

0.0 dBm

Time: 上午 10:07:43

Humidity:63.4 %



Site : Chamber

Condition : FCC\_part 24 (1900 band)

EUT : W6M21507-15160

M/N:

Test Mode : ACTIVE BAND2 CH9538

Note :

Polarization: *Horizontal*

Power : 120 Va.c.

Distance: 3m

Mk.	Frequency (MHz)	Reading (dBm)	Detector	Corr. factor (dB)	Result (dBm)	Limit (dBm)	Ant.Pos (cm)	Tab.Pos (deg.)	Margin (dB)	Comment
*	249.6994	-48.64	peak	-11.19	-59.83	-13.00	150	185	-46.83	
	470.9420	-58.43	peak	-7.12	-65.55	-13.00	150	110	-52.55	

\*:Maximum data    x:Over limit    !:over margin



**Radiated Emission Measurement**

Operator: Kent

File :2

Data :#2

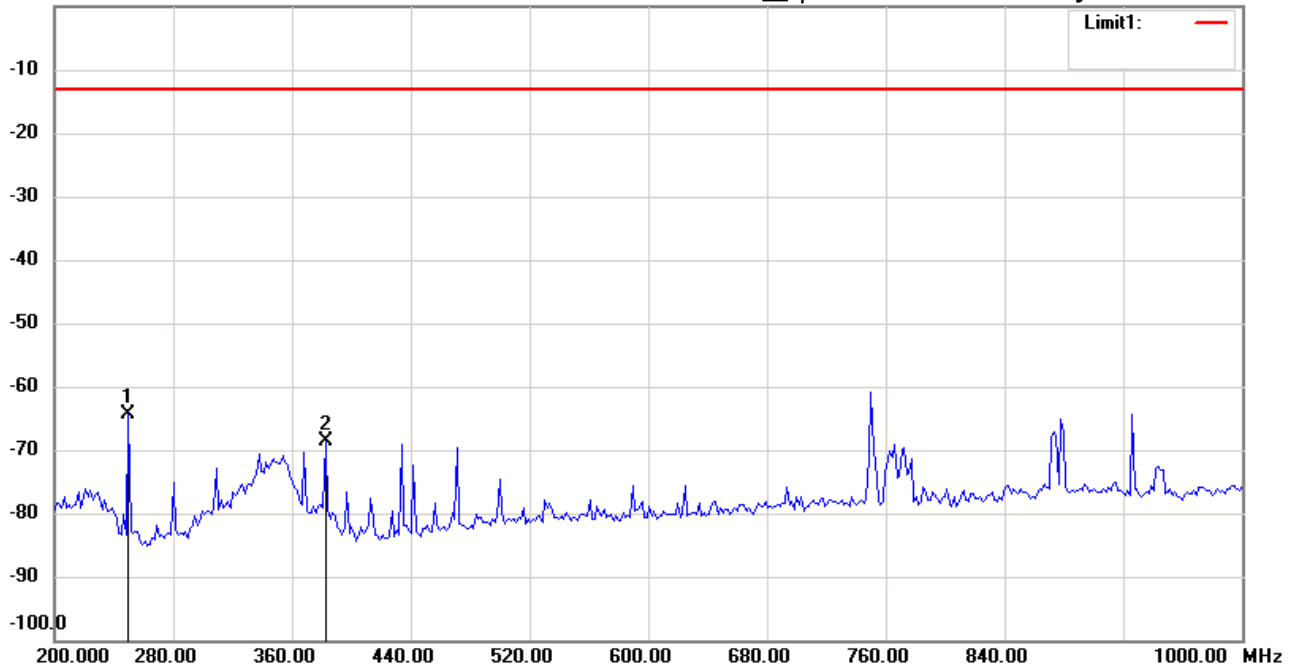
Date: 2015/7/28

Temperature:27.8 °C

0.0 dBm

Time: 上午 10:14:42

Humidity:63.4 %



Site : Chamber

Condition : FCC\_part 24 (1900 band)

Polarization: **Vertical**

EUT : W6M21507-15160

Power : 120 Va.c.

M/N:

Distance: 3m

Test Mode : ACTIVE BAND2 CH9538

Note :

Mk.	Frequency (MHz)	Reading (dBm)	Detector	Corr. factor (dB)	Result (dBm)	Limit (dBm)	Ant.Pos (cm)	Tab.Pos (deg.)	Margin (dB)	Comment
*	249.6994	-54.34	peak	-9.91	-64.25	-13.00	150	345	-51.25	
	382.7655	-60.20	peak	-8.35	-68.55	-13.00	150	110	-55.55	

\*:Maximum data    x:Over limit    !:over margin



**Radiated Emission Measurement**

Operator: Kent

File :3

Data :#1

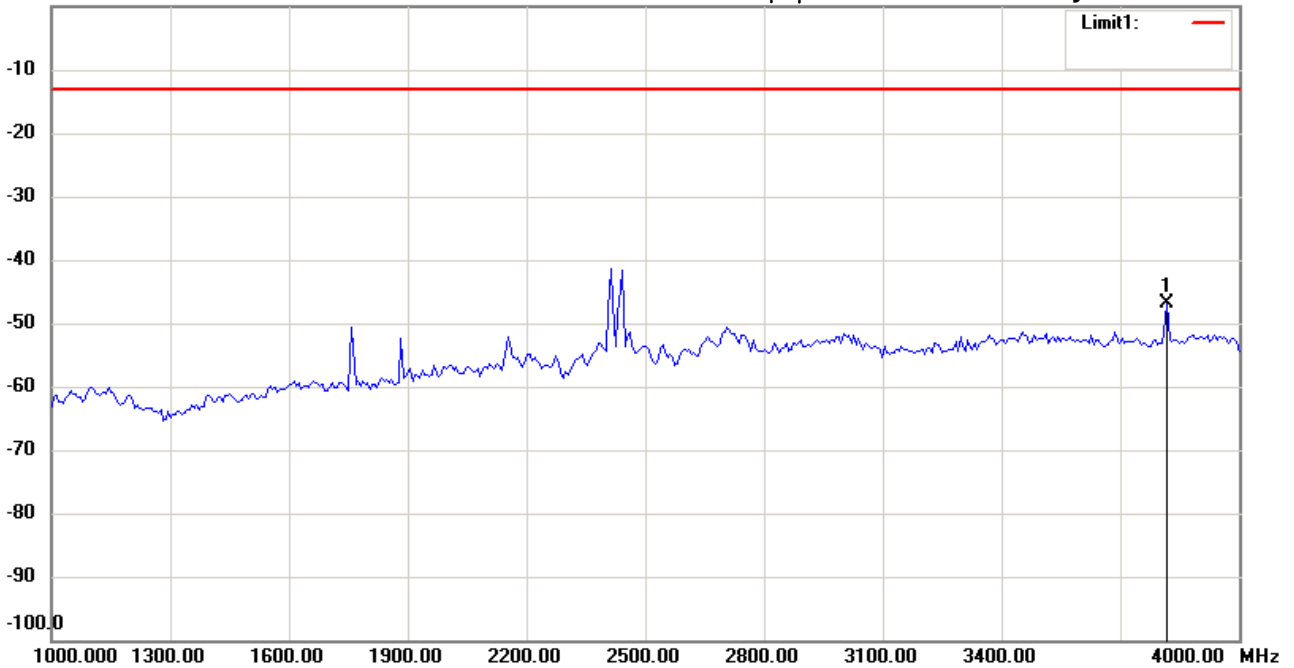
Date: 2015/7/27

Temperature:27.8 °C

0.0 dBm

Time: 下午 02:33:28

Humidity:63.4 %



Site : Chamber

Condition : FCC\_part 24 (1900 band)

EUT : W6M21507-15160

M/N:

Test Mode : ACTIVE BAND2 CH9538

Note :

Polarization: *Horizontal*

Power : 120 Va.c.

Distance: 3m

Mk.	Frequency (MHz)	Reading (dBm)	Detector	Corr. factor (dB)	Result (dBm)	Limit (dBm)	Ant.Pos (cm)	Tab.Pos (deg.)	Margin (dB)	Comment
*	3819.639	-56.86	peak	9.95	-46.91	-13.00	150	152	-33.91	

\*:Maximum data    x:Over limit    !:over margin



**Radiated Emission Measurement**

Operator: Kent

File :3

Data :#6

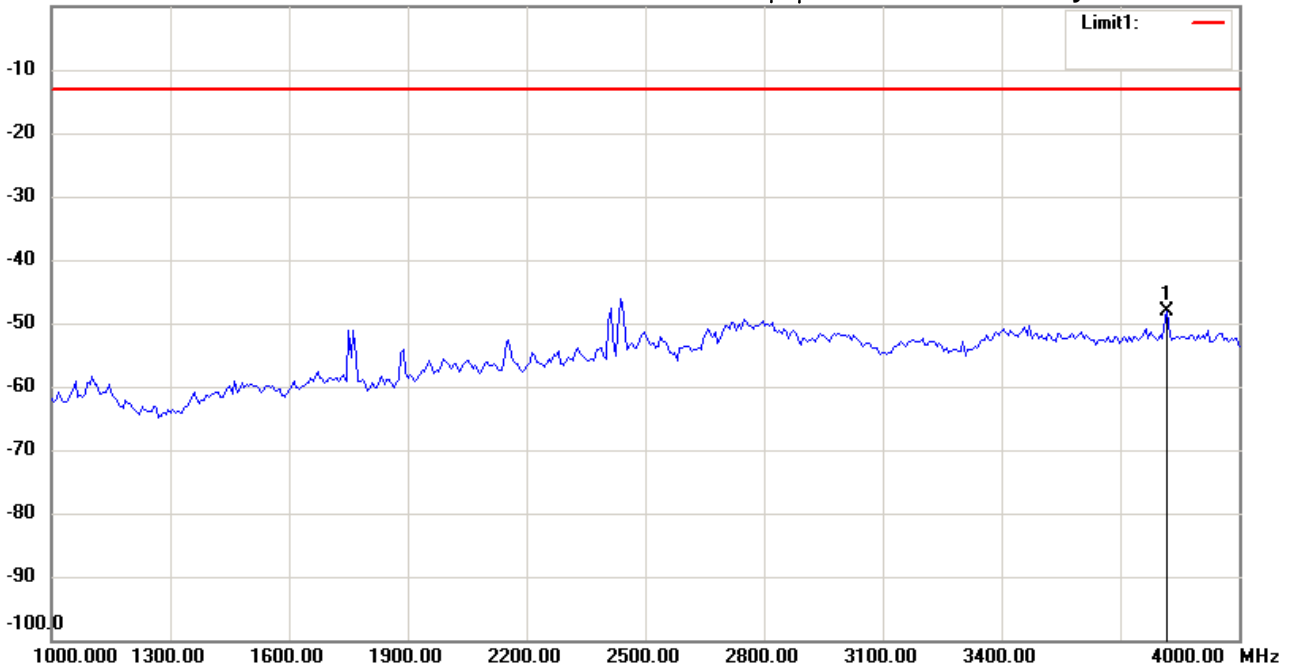
Date: 2015/7/27

Temperature:27.8 °C

0.0 dBm

Time: 下午 02:38:12

Humidity:63.4 %



Site : Chamber

Condition : FCC\_part 24 (1900 band)

EUT : W6M21507-15160

M/N:

Test Mode : ACTIVE BAND2 CH9538

Note :

Polarization: *Vertical*

Power : 120 Va.c.

Distance: 3m

Mk.	Frequency (MHz)	Reading (dBm)	Detector	Corr. factor (dB)	Result (dBm)	Limit (dBm)	Ant.Pos (cm)	Tab.Pos (deg.)	Margin (dB)	Comment
*	3819.639	-59.16	peak	10.93	-48.23	-13.00	150	185	-35.23	

\*:Maximum data    x:Over limit    !:over margin



**Radiated Emission Measurement**

Operator: Kent

File :3

Data :#2

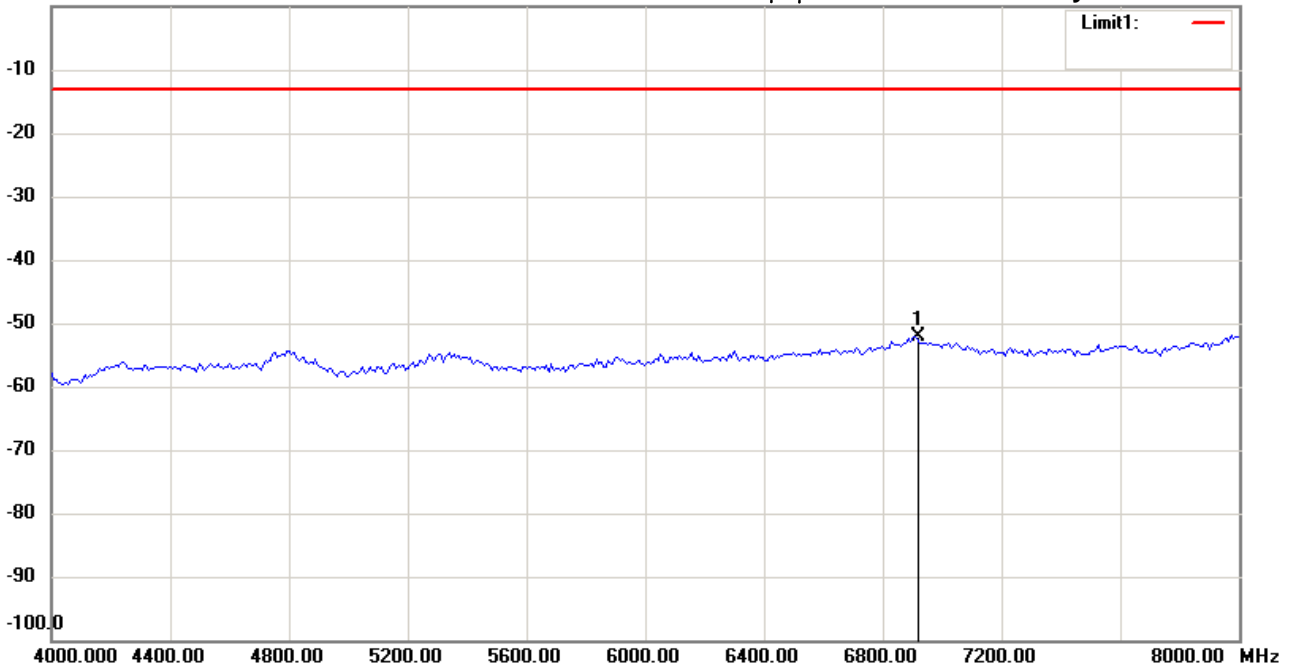
Date: 2015/7/27

Temperature:27.8 °C

0.0 dBm

Time: 下午 02:34:20

Humidity:63.4 %



Site : Chamber

Condition : FCC\_part 24 (1900 band)

EUT : W6M21507-15160

M/N:

Test Mode : ACTIVE BAND2 CH9538

Note :

Polarization: *Horizontal*

Power : 120 Va.c.

Distance: 3m

Mk.	Frequency (MHz)	Reading (dBm)	Detector	Corr. factor (dB)	Result (dBm)	Limit (dBm)	Ant.Pos (cm)	Tab.Pos (deg.)	Margin (dB)	Comment
*	6909.820	-66.04	peak	13.94	-52.10	-13.00	150	185	-39.10	

\*:Maximum data    x:Over limit    !:over margin



Radiated Emission Measurement

Operator: Kent

File :3

Data :#7

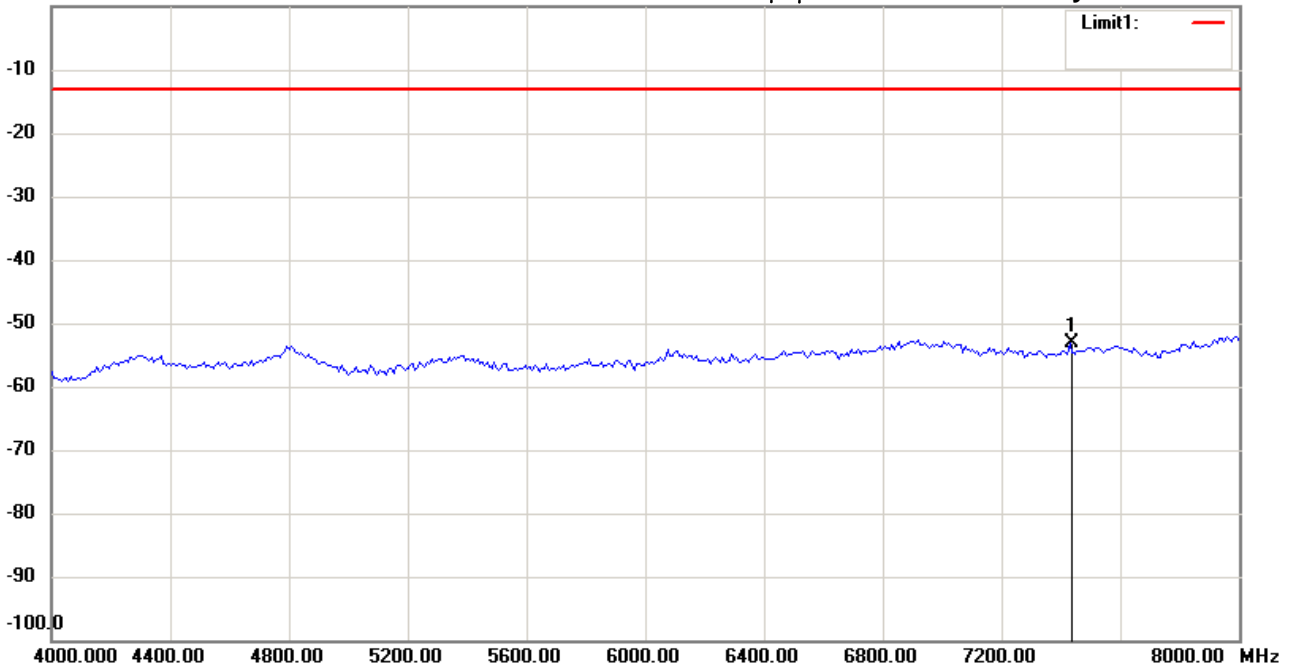
Date: 2015/7/27

Temperature:27.8 °C

0.0 dBm

Time: 下午 02:39:08

Humidity:63.4 %



Site : Chamber

Condition : FCC\_part 24 (1900 band)

EUT : W6M21507-15160

M/N:

Test Mode : ACTIVE BAND2 CH9538

Note :

Polarization: **Vertical**

Power : 120 Va.c.

Distance: 3m

Mk.	Frequency (MHz)	Reading (dBm)	Detector	Corr. factor (dB)	Result (dBm)	Limit (dBm)	Ant.Pos (cm)	Tab.Pos (deg.)	Margin (dB)	Comment
*	7430.862	-63.29	peak	10.09	-53.20	-13.00	150	145	-40.20	

\*:Maximum data    x:Over limit    !:over margin



Radiated Emission Measurement

Operator: Kent

File :3

Data :#3

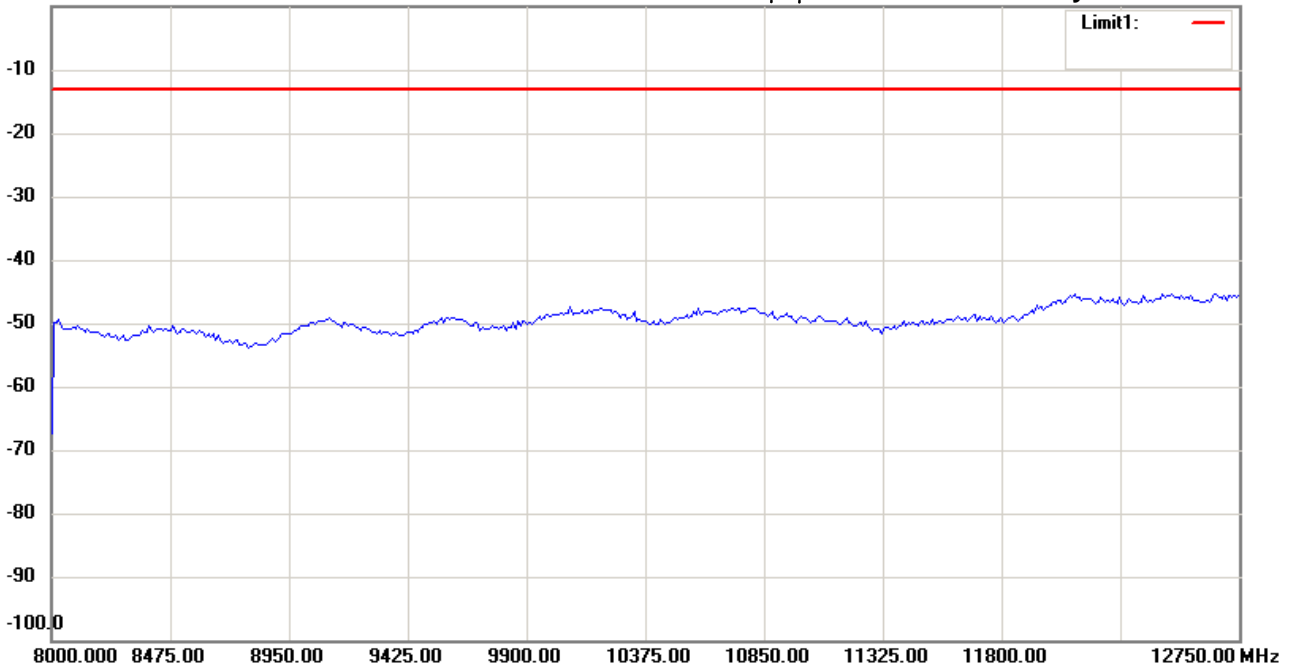
Date: 2015/7/27

Temperature:27.8 °C

0.0 dBm

Time: 下午 02:35:06

Humidity:63.4 %



Site : Chamber

Condition : FCC\_part 24 (1900 band)

EUT : W6M21507-15160

M/N:

Test Mode : ACTIVE BAND2 CH9538

Note :

Polarization: *Horizontal*

Power : 120 Va.c.

Distance: 3m

Mk.	Frequency (MHz)	Reading (dBm)	Detector	Corr. factor (dB)	Result (dBm)	Limit (dBm)	Ant.Pos (cm)	Tab.Pos (deg.)	Margin (dB)	Comment
-----	-----------------	---------------	----------	-------------------	--------------	-------------	--------------	----------------	-------------	---------

\*:Maximum data    x:Over limit    !:over margin



Radiated Emission Measurement

Operator: Kent

File :3

Data :#8

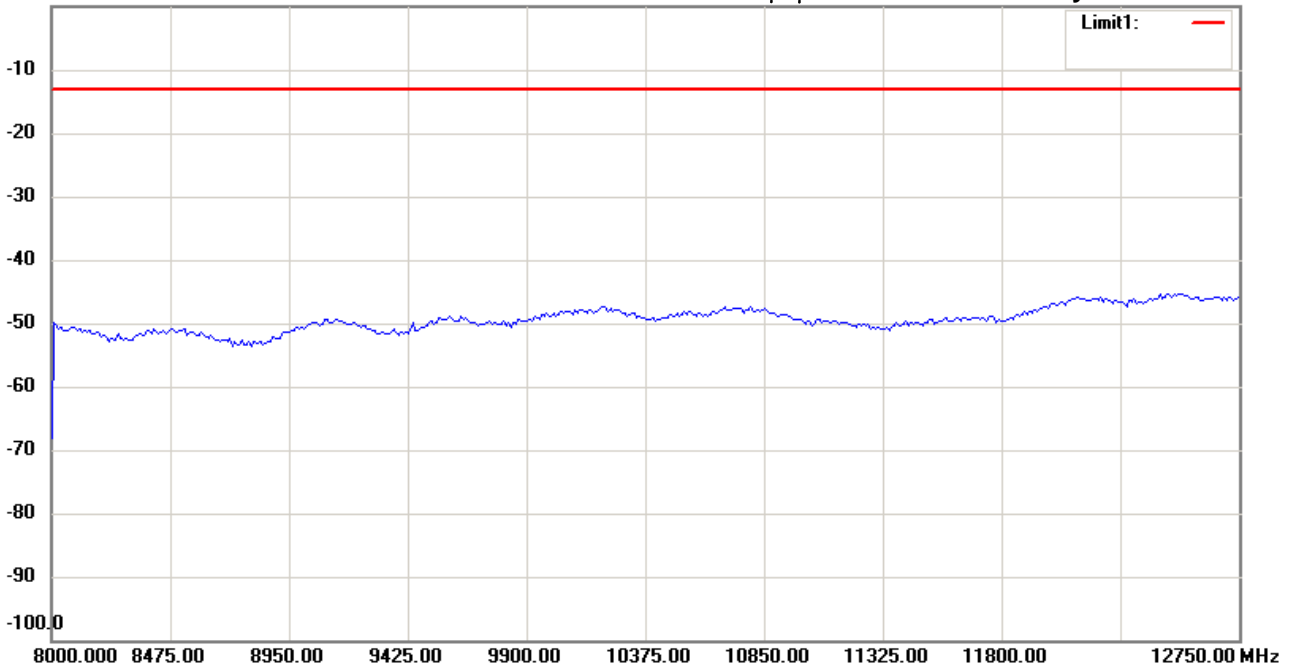
Date: 2015/7/27

Temperature:27.8 °C

0.0 dBm

Time: 下午 02:39:53

Humidity:63.4 %



Site : Chamber

Condition : FCC\_part 24 (1900 band)

EUT : W6M21507-15160

M/N:

Test Mode : ACTIVE BAND2 CH9538

Note :

Polarization: *Vertical*

Power : 120 Va.c.

Distance: 3m

Mk.	Frequency (MHz)	Reading (dBm)	Detector	Corr. factor (dB)	Result (dBm)	Limit (dBm)	Ant.Pos (cm)	Tab.Pos (deg.)	Margin (dB)	Comment
-----	-----------------	---------------	----------	-------------------	--------------	-------------	--------------	----------------	-------------	---------

\*:Maximum data    x:Over limit    !:over margin





Radiated Emission Measurement

Operator: Kent

File :3

Data :#4

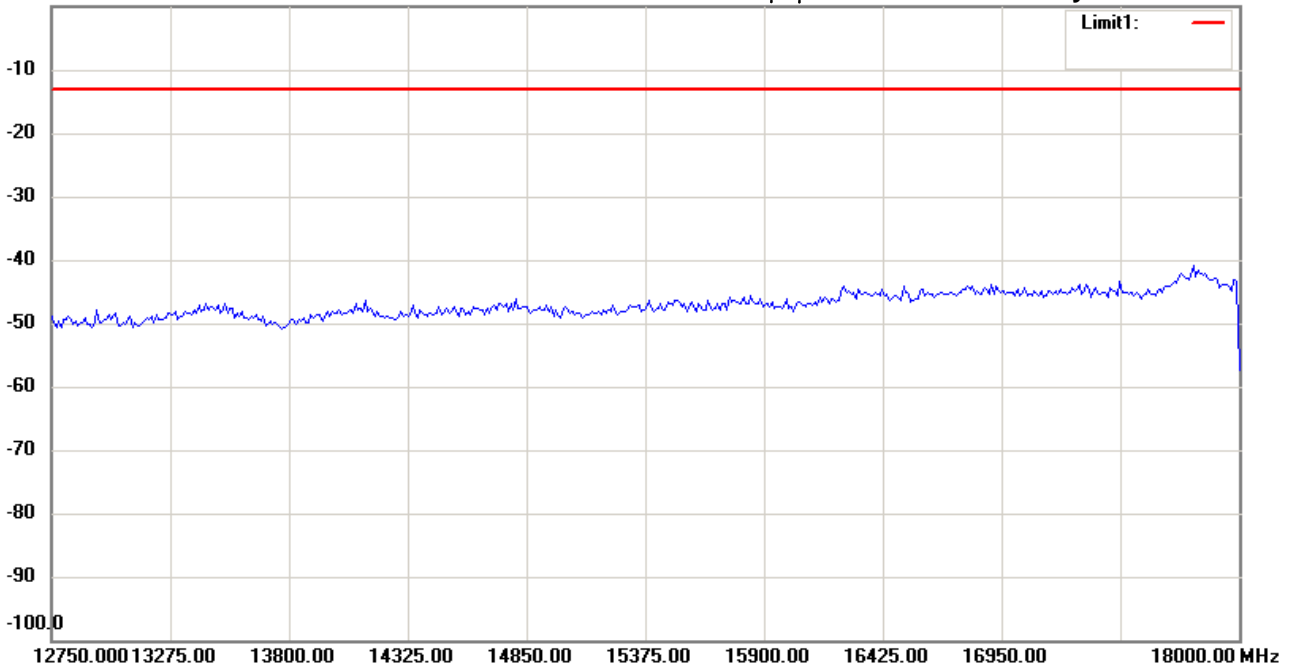
Date: 2015/7/27

Temperature:27.8 °C

0.0 dBm

Time: 下午 02:35:18

Humidity:63.4 %



Site : Chamber

Condition : FCC\_part 24 (1900 band)

EUT : W6M21507-15160

M/N:

Test Mode : ACTIVE BAND2 CH9538

Note :

Polarization: *Horizontal*

Power : 120 Va.c.

Distance: 3m

Mk.	Frequency (MHz)	Reading (dBm)	Detector	Corr. factor (dB)	Result (dBm)	Limit (dBm)	Ant.Pos (cm)	Tab.Pos (deg.)	Margin (dB)	Comment
-----	-----------------	---------------	----------	-------------------	--------------	-------------	--------------	----------------	-------------	---------

\*:Maximum data    x:Over limit    !:over margin



**Radiated Emission Measurement**

Operator: Kent

File :3

Data :#9

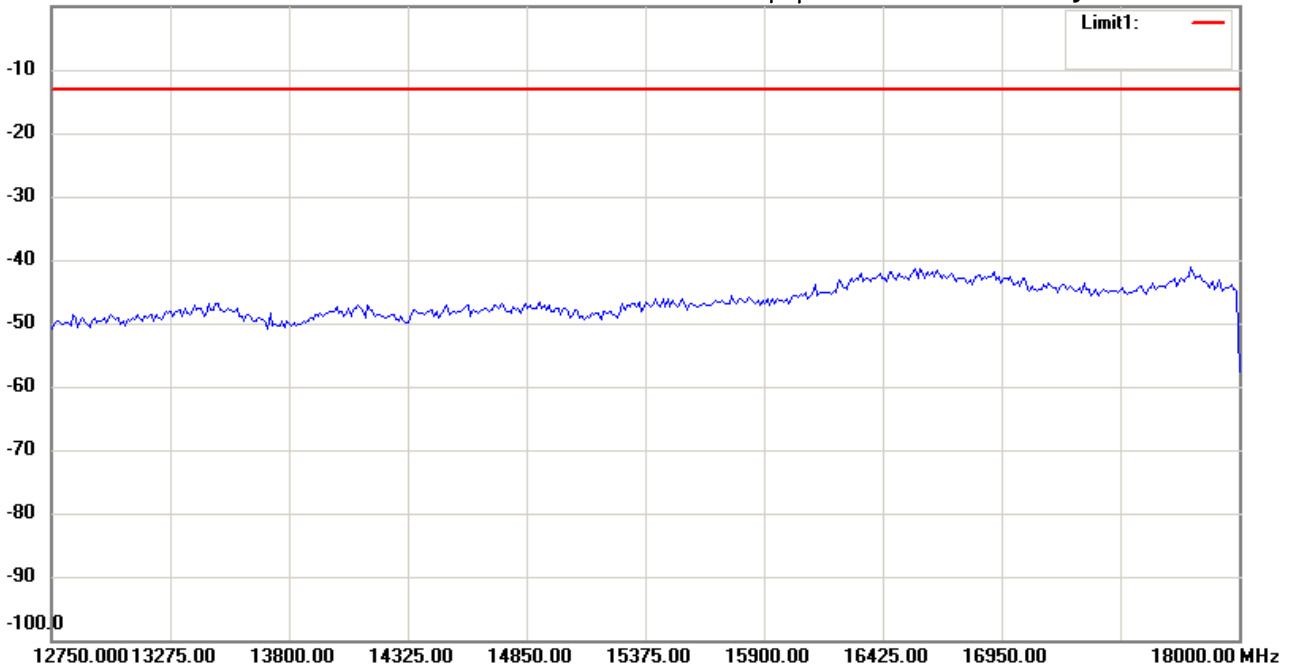
Date: 2015/7/27

Temperature:27.8 °C

0.0 dBm

Time: 下午 02:40:05

Humidity:63.4 %



Site : Chamber

Condition : FCC\_part 24 (1900 band)

Polarization: *Vertical*

EUT : W6M21507-15160

Power : 120 Va.c.

M/N:

Distance: 3m

Test Mode : ACTIVE BAND2 CH9538

Note :

Mk.	Frequency (MHz)	Reading (dBm)	Detector	Corr. factor (dB)	Result (dBm)	Limit (dBm)	Ant.Pos (cm)	Tab.Pos (deg.)	Margin (dB)	Comment
-----	-----------------	---------------	----------	-------------------	--------------	-------------	--------------	----------------	-------------	---------

\*:Maximum data    x:Over limit    !:over margin



Address:No.5-1,Lishui,Shuang Sing Village,Wanli,New Taipei

Tel:+886-2-2492-9447

Fax:

Radiated Emission Measurement

Operator: Kent

File :3

Data :#5

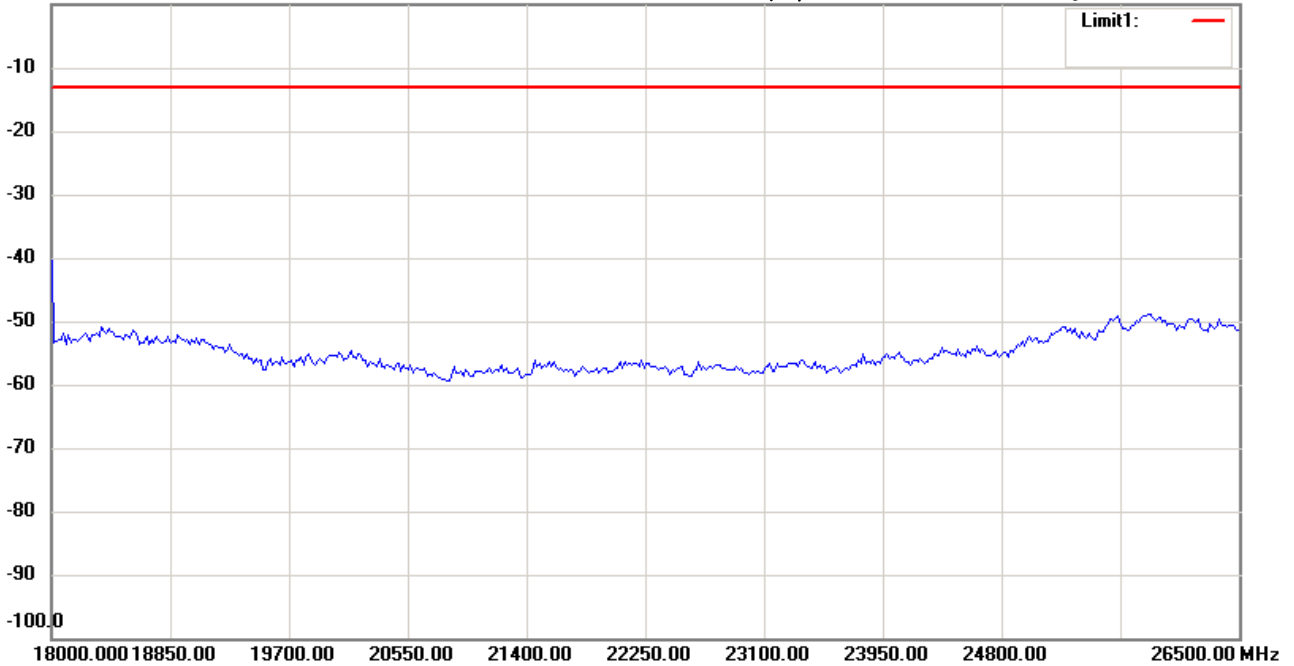
Date: 2015/7/27

Temperature:27.8 °C

0.0 dBm

Time: 下午 02:35:30

Humidity:63.4 %



Site : Chamber

Condition : FCC\_part 24 (1900 band)

EUT : W6M21507-15160

M/N:

Test Mode : ACTIVE BAND2 CH9538

Note :

Polarization: *Horizontal*

Power : 120 Va.c.

Distance: 3m

Mk.	Frequency (MHz)	Reading (dBm)	Detector	Corr. factor (dB)	Result (dBm)	Limit (dBm)	Ant.Pos (cm)	Tab.Pos (deg.)	Margin (dB)	Comment
-----	-----------------	---------------	----------	-------------------	--------------	-------------	--------------	----------------	-------------	---------

\*:Maximum data    x:Over limit    !:over margin



Radiated Emission Measurement

Operator: Kent

File :3

Data :#10

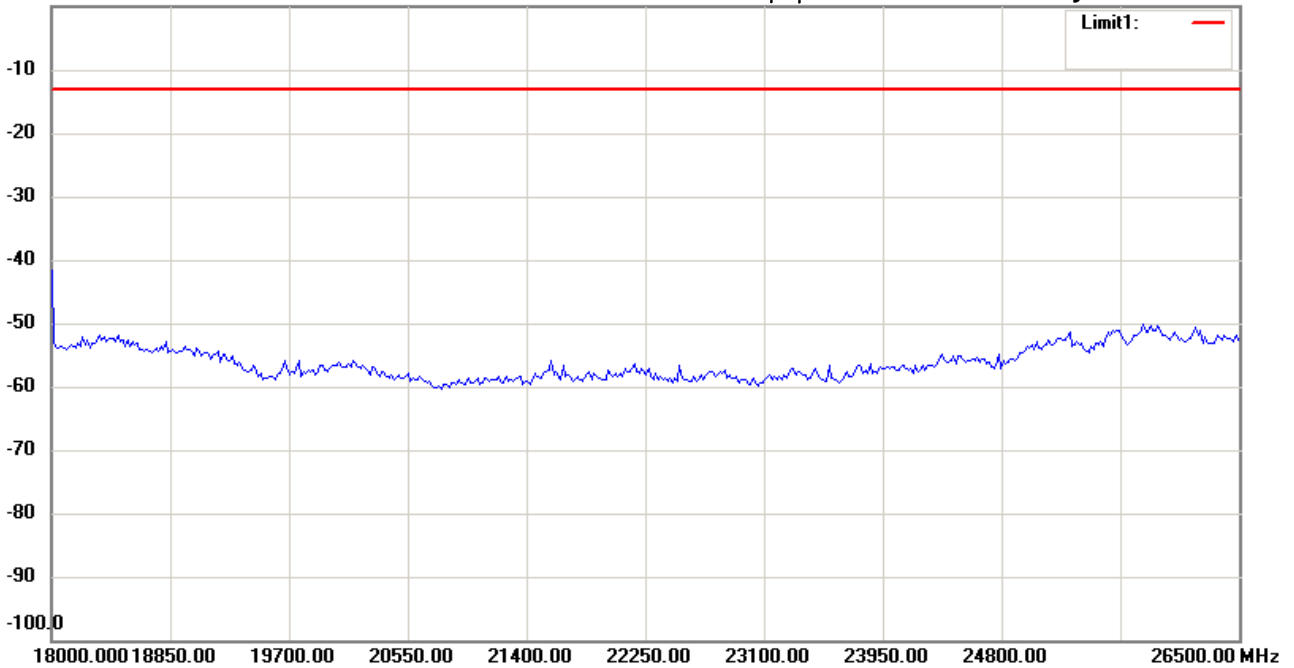
Date: 2015/7/27

Temperature:27.8 °C

0.0 dBm

Time: 下午 02:40:16

Humidity:63.4 %



Site : Chamber

Condition : FCC\_part 24 (1900 band)

EUT : W6M21507-15160

M/N:

Test Mode : ACTIVE BAND2 CH9538

Note :

Polarization: *Vertical*

Power : 120 Va.c.

Distance: 3m

Mk.	Frequency (MHz)	Reading (dBm)	Detector	Corr. factor (dB)	Result (dBm)	Limit (dBm)	Ant.Pos (cm)	Tab.Pos (deg.)	Margin (dB)	Comment
-----	-----------------	---------------	----------	-------------------	--------------	-------------	--------------	----------------	-------------	---------

\*:Maximum data    x:Over limit    !:over margin



Radiated Emission Measurement

Operator: Kent

File :1

Data :#1

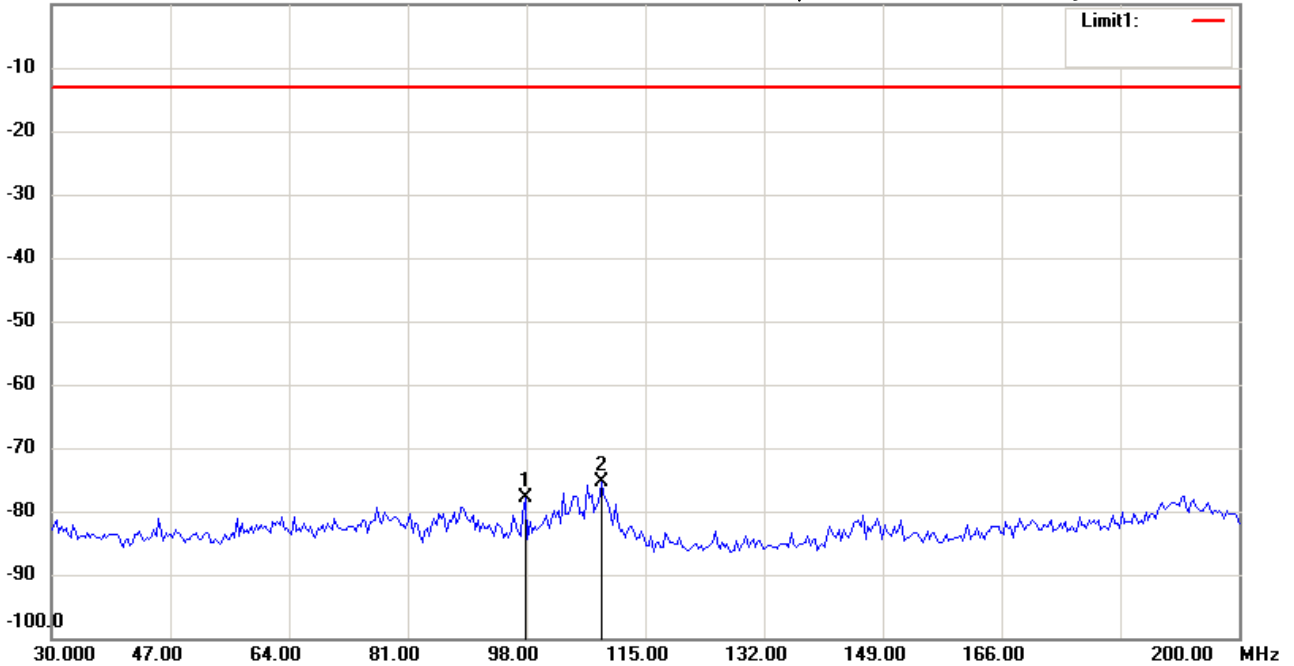
Date: 2015/7/28

Temperature: 27.8 °C

0.0 dBm

Time: 上午 10:35:11

Humidity: 63.4 %



Site : Chamber

Condition : FCC\_part 22 (850 band)

Polarization: *Horizontal*

EUT : W6M21507-15160

Power : 120 Va.c.

M/N:

Distance: 3m

Test Mode : ACTIVE BAND5 CH4132

Note :

Mk.	Frequency (MHz)	Reading (dBm)	Detector	Corr. factor (dB)	Result (dBm)	Limit (dBm)	Ant.Pos (cm)	Tab.Pos (deg.)	Margin (dB)	Comment
	97.7956	-99.28	peak	21.49	-77.79	-13.00	150	220	-64.79	
*	108.6974	-96.37	peak	20.93	-75.44	-13.00	150	185	-62.44	



**Radiated Emission Measurement**

Operator: Kent

File :1

Data :#2

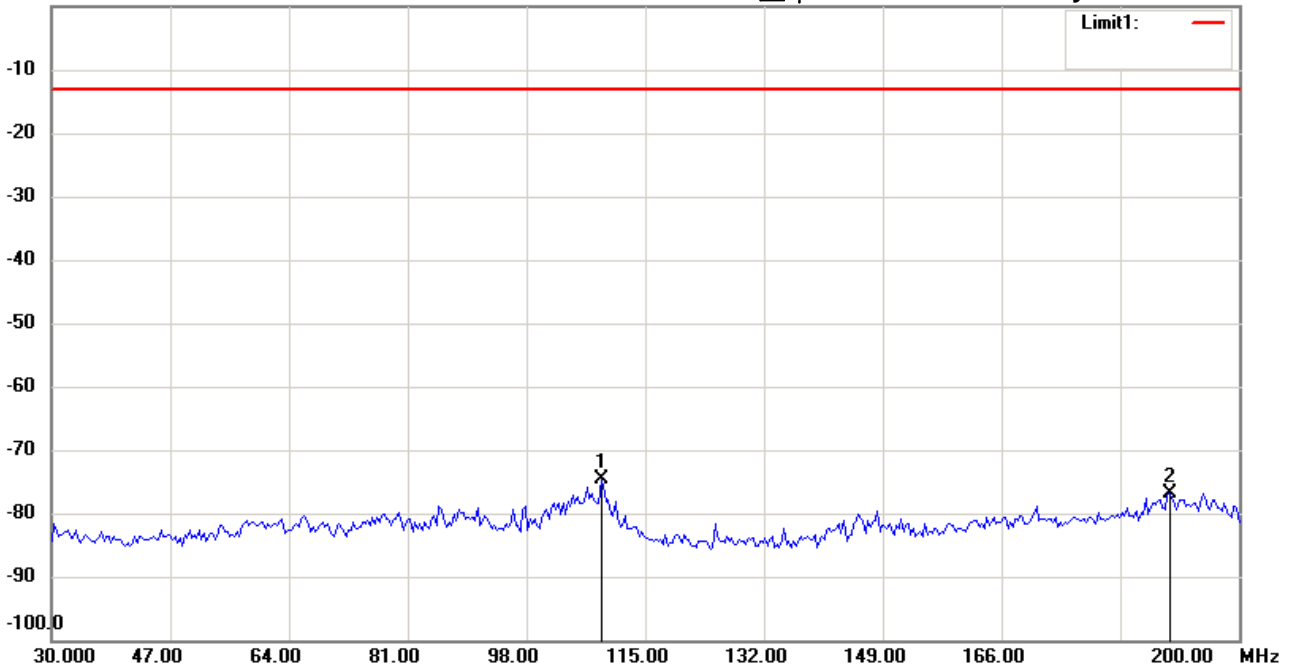
Date: 2015/7/28

Temperature:27.8 °C

0.0 dBm

Time: 上午 10:36:04

Humidity:63.4 %



Site : Chamber

Condition : FCC\_part 22 (850 band)

EUT : W6M21507-15160

M/N:

Test Mode : ACTIVE BAND5 CH4132

Note :

Polarization: **Vertical**

Power : 120 V.a.c.

Distance: 3m

Mk.	Frequency (MHz)	Reading (dBm)	Detector	Corr. factor (dB)	Result (dBm)	Limit (dBm)	Ant.Pos (cm)	Tab.Pos (deg.)	Margin (dB)	Comment
*	108.6974	-96.09	peak	21.46	-74.63	-13.00	150	185	-61.63	
	190.1202	-98.92	peak	22.05	-76.87	-13.00	150	220	-63.87	

\*:Maximum data    x:Over limit    !:over margin



**Radiated Emission Measurement**

Operator: Kent

File :2

Data :#1

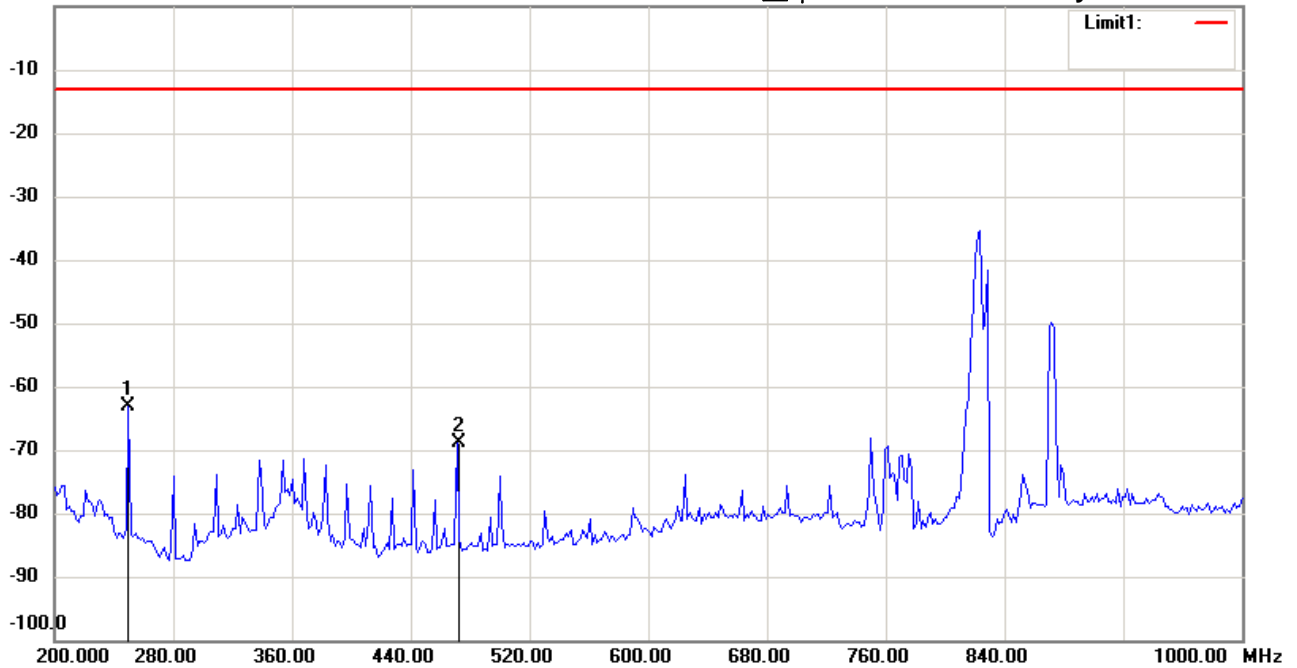
Date: 2015/7/28

Temperature:27.8 °C

0.0 dBm

Time: 上午 09:23:42

Humidity:63.4 %



Site : Chamber

Condition : FCC\_part 22 (850 band)

EUT : W6M21507-15160

M/N:

Test Mode : ACTIVE BAND5 CH4132

Note :

Polarization: *Horizontal*

Power : 120 Va.c.

Distance: 3m

Mk.	Frequency (MHz)	Reading (dBm)	Detector	Corr. factor (dB)	Result (dBm)	Limit (dBm)	Ant.Pos (cm)	Tab.Pos (deg.)	Margin (dB)	Comment
*	249.6994	-49.82	peak	-13.34	-63.16	-13.00	150	245	-50.16	
	470.9420	-59.61	peak	-9.27	-68.88	-13.00	150	195	-55.88	

\*:Maximum data    x:Over limit    !:over margin



**Radiated Emission Measurement**

Operator: Kent

File :2

Data :#2

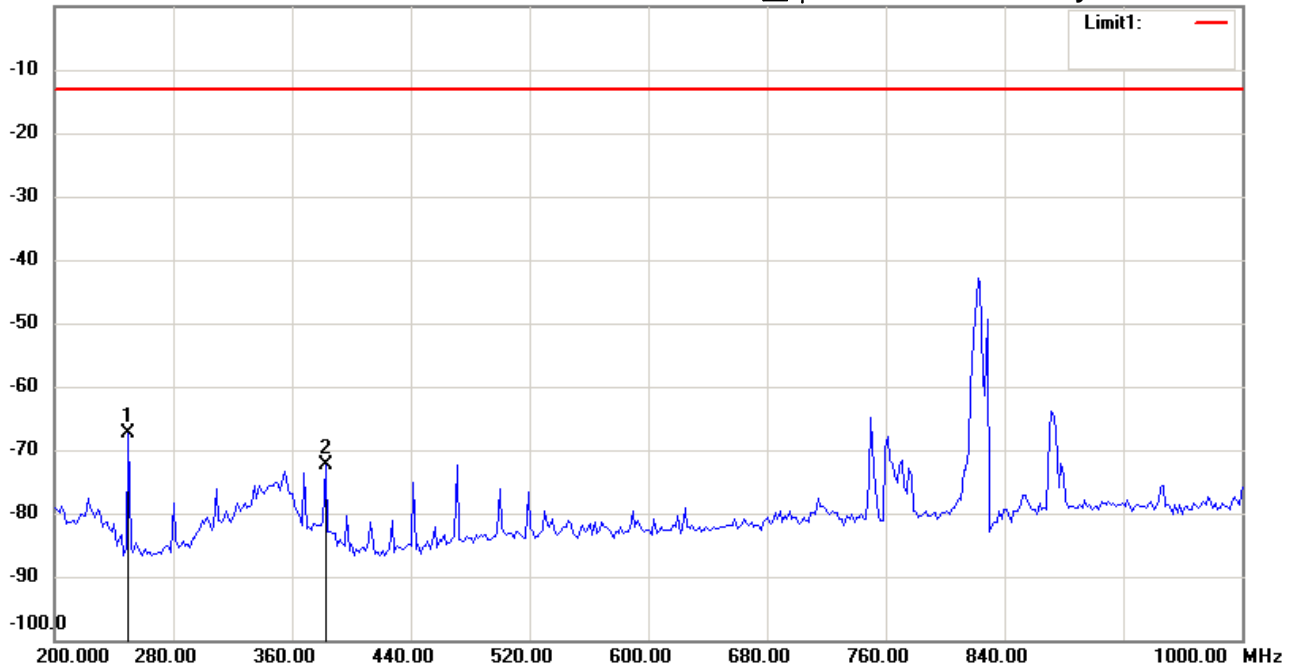
Date: 2015/7/28

Temperature:27.8 °C

0.0 dBm

Time: 上午 09:25:13

Humidity:63.4 %



Site : Chamber

Condition : FCC\_part 22 (850 band)

EUT : W6M21507-15160

M/N:

Test Mode : ACTIVE BAND5 CH4132

Note :

Polarization: **Vertical**

Power : 120 Va.c.

Distance: 3m

Mk.	Frequency (MHz)	Reading (dBm)	Detector	Corr. factor (dB)	Result (dBm)	Limit (dBm)	Ant.Pos (cm)	Tab.Pos (deg.)	Margin (dB)	Comment
*	249.6994	-55.36	peak	-12.06	-67.42	-13.00	150	220	-54.42	
	382.7655	-61.92	peak	-10.50	-72.42	-13.00	150	195	-59.42	

\*:Maximum data    x:Over limit    !:over margin





**Radiated Emission Measurement**

Operator: Kent

File :3

Data :#1

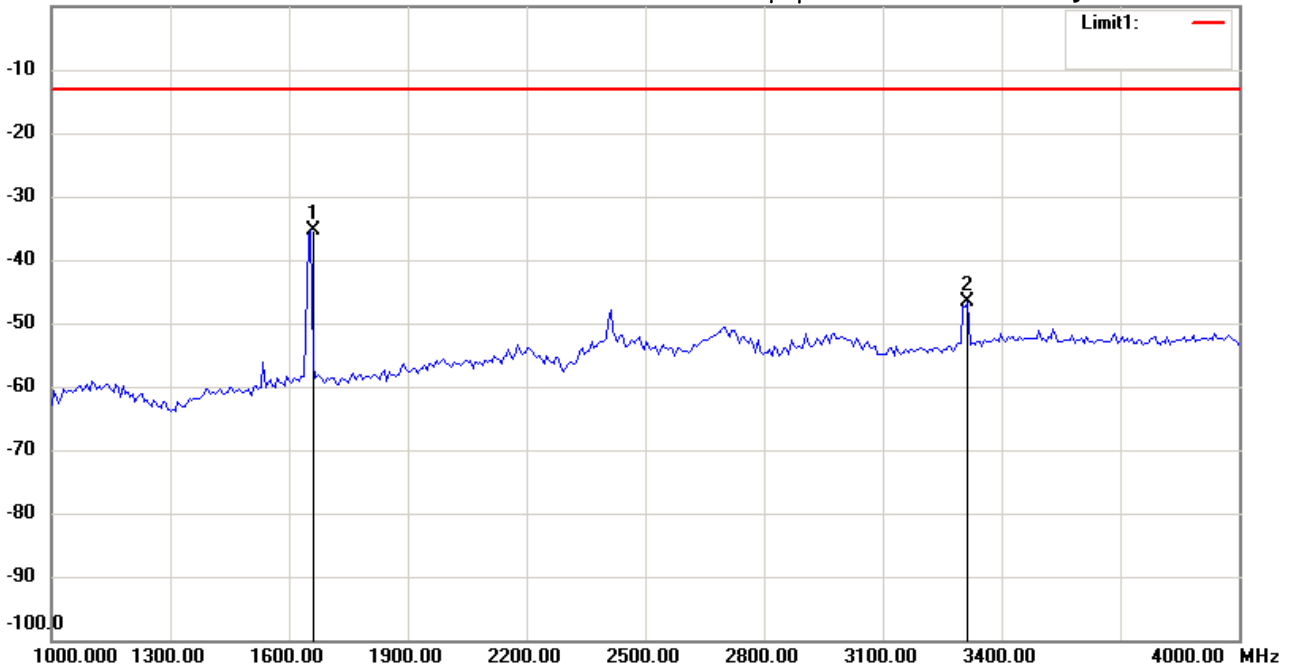
Date: 2015/7/27

Temperature:27.8 °C

0.0 dBm

Time: 下午 02:54:48

Humidity:63.4 %



Site : Chamber

Condition : FCC\_part 22 (850 band)

EUT : W6M21507-15160

M/N:

Test Mode : ACTIVE BAND5 CH4132

Note :

Polarization: *Horizontal*

Power : 120 Va.c.

Distance: 3m

Mk.	Frequency (MHz)	Reading (dBm)	Detector	Corr. factor (dB)	Result (dBm)	Limit (dBm)	Ant.Pos (cm)	Tab.Pos (deg.)	Margin (dB)	Comment
*	1655.311	-38.18	peak	2.76	-35.42	-13.00	150	110	-22.42	
	3314.629	-55.26	peak	8.68	-46.58	-13.00	150	165	-33.58	

\*:Maximum data    x:Over limit    !:over margin



Radiated Emission Measurement

Operator: Kent

File :3

Data :#4

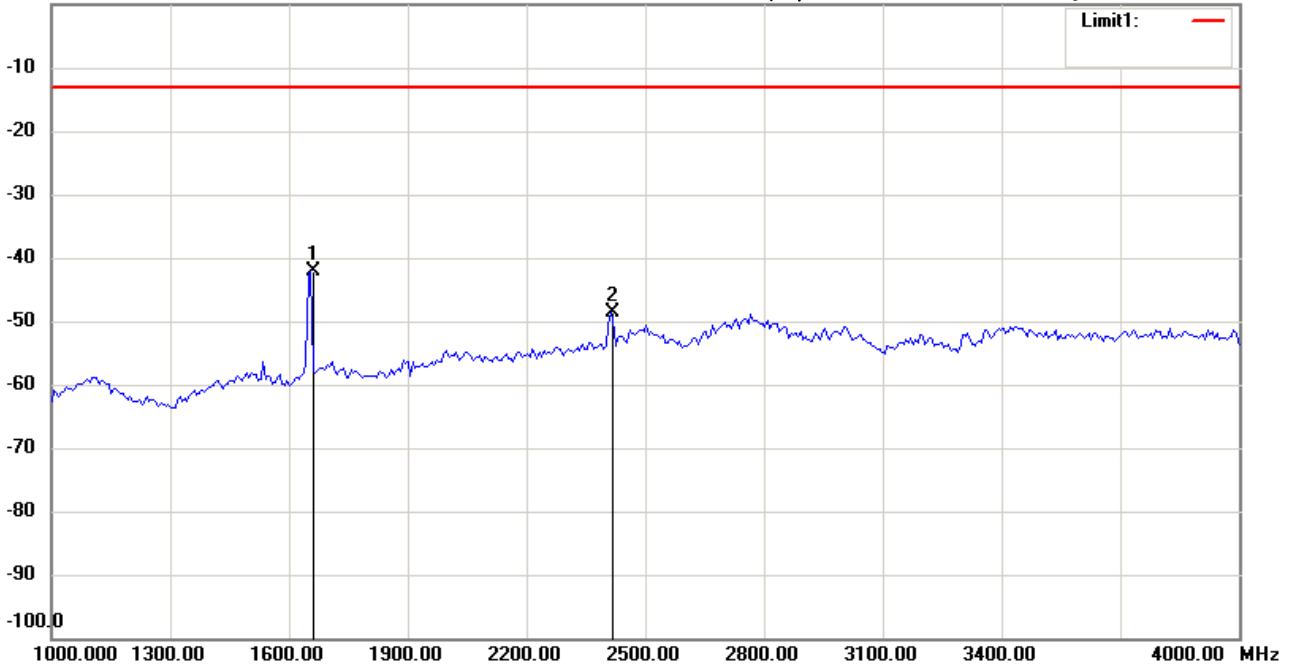
Date: 2015/7/27

Temperature:27.8 °C

0.0 dBm

Time: 下午 02:58:06

Humidity:63.4 %



Site : Chamber

Condition : FCC\_part 22 (850 band)

EUT : W6M21507-15160

M/N:

Test Mode : ACTIVE BAND5 CH4132

Note :

Polarization: **Vertical**

Power : 120 Va.c.

Distance: 3m

Mk.	Frequency (MHz)	Reading (dBm)	Detector	Corr. factor (dB)	Result (dBm)	Limit (dBm)	Ant.Pos (cm)	Tab.Pos (deg.)	Margin (dB)	Comment
*	1655.311	-45.41	peak	3.40	-42.01	-13.00	150	305	-29.01	
	2412.826	-56.56	peak	7.88	-48.68	-13.00	150	110	-35.68	

\*:Maximum data    x:Over limit    !:over margin



Radiated Emission Measurement

Operator: Kent

File :3

Data :#2

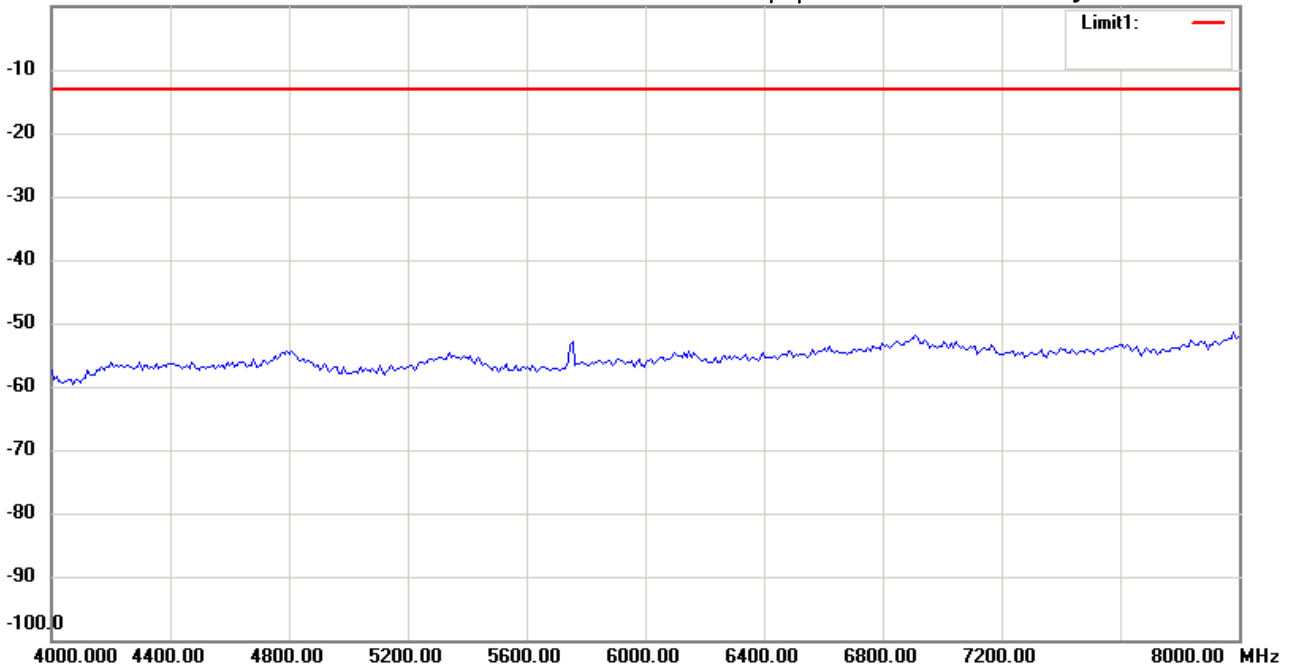
Date: 2015/7/27

Temperature:27.8 °C

0.0 dBm

Time: 下午 02:55:29

Humidity:63.4 %



Site : Chamber

Condition : FCC\_part 22 (850 band)

EUT : W6M21507-15160

M/N:

Test Mode : ACTIVE BAND5 CH4132

Note :

Polarization: *Horizontal*

Power : 120 Va.c.

Distance: 3m

Mk.	Frequency (MHz)	Reading (dBm)	Detector	Corr. factor (dB)	Result (dBm)	Limit (dBm)	Ant.Pos (cm)	Tab.Pos (deg.)	Margin (dB)	Comment
-----	-----------------	---------------	----------	-------------------	--------------	-------------	--------------	----------------	-------------	---------

\*:Maximum data    x:Over limit    !:over margin



Radiated Emission Measurement

Operator: Kent

File :3

Data :#5

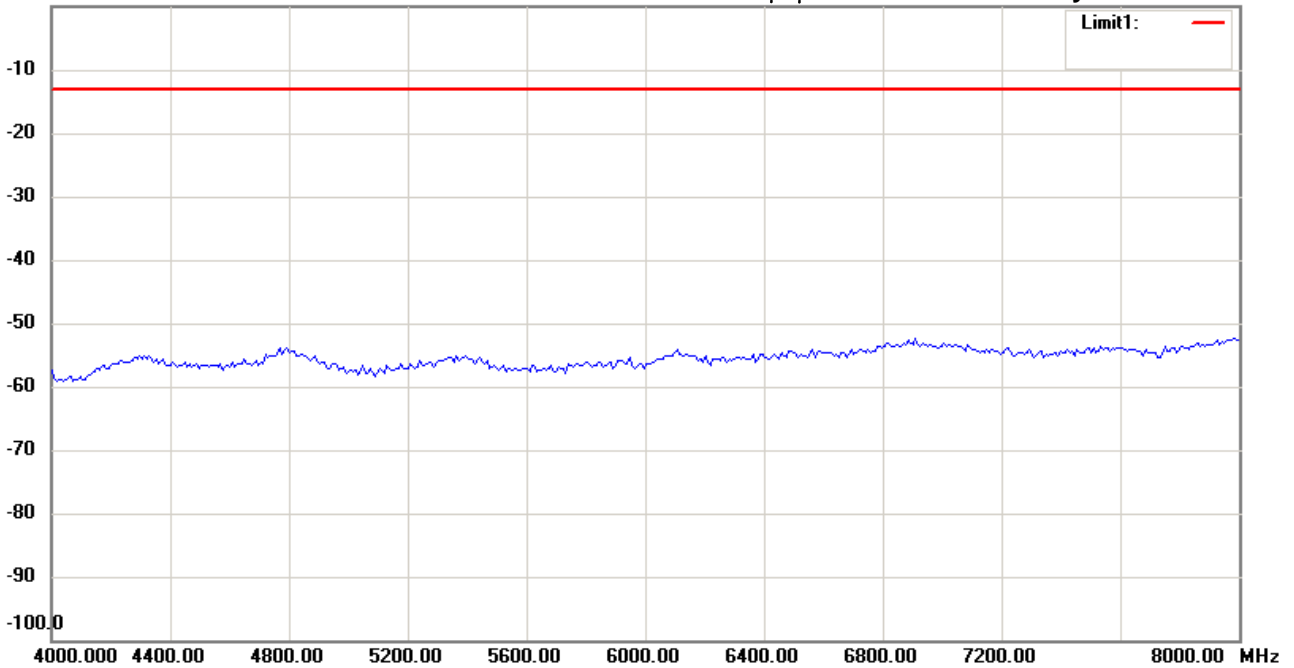
Date: 2015/7/27

Temperature:27.8 °C

0.0 dBm

Time: 下午 02:58:44

Humidity:63.4 %



Site : Chamber

Condition : FCC\_part 22 (850 band)

EUT : W6M21507-15160

M/N:

Test Mode : ACTIVE BAND5 CH4132

Note :

Polarization: *Vertical*

Power : 120 Va.c.

Distance: 3m

Mk.	Frequency (MHz)	Reading (dBm)	Detector	Corr. factor (dB)	Result (dBm)	Limit (dBm)	Ant.Pos (cm)	Tab.Pos (deg.)	Margin (dB)	Comment
-----	-----------------	---------------	----------	-------------------	--------------	-------------	--------------	----------------	-------------	---------

\*:Maximum data    x:Over limit    !:over margin



Radiated Emission Measurement

Operator: Kent

File :3

Data :#3

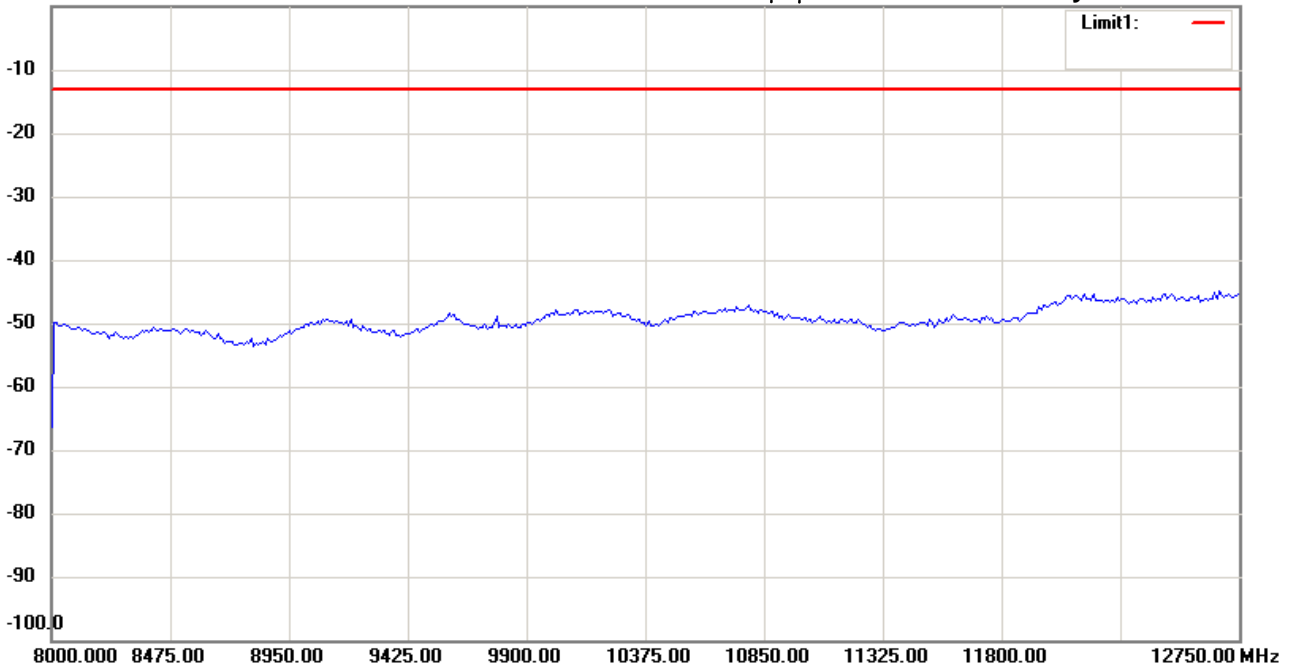
Date: 2015/7/27

Temperature:27.8 °C

0.0 dBm

Time: 下午 02:56:13

Humidity:63.4 %



Site : Chamber

Condition : FCC\_part 22 (850 band)

EUT : W6M21507-15160

M/N:

Test Mode : ACTIVE BAND5 CH4132

Note :

Polarization: *Horizontal*

Power : 120 Va.c.

Distance: 3m

Mk.	Frequency (MHz)	Reading (dBm)	Detector	Corr. factor (dB)	Result (dBm)	Limit (dBm)	Ant.Pos (cm)	Tab.Pos (deg.)	Margin (dB)	Comment
-----	-----------------	---------------	----------	-------------------	--------------	-------------	--------------	----------------	-------------	---------

\*:Maximum data    x:Over limit    !:over margin



**Radiated Emission Measurement**

Operator: Kent

File :3

Data :#6

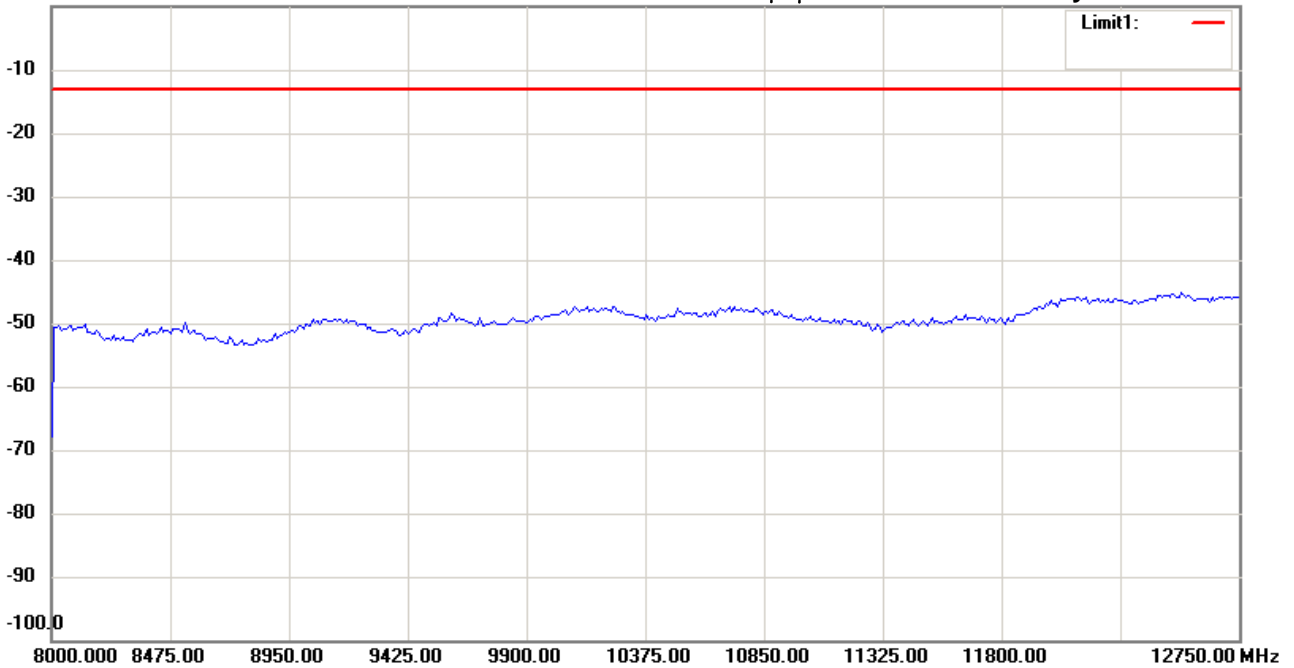
Date: 2015/7/27

Temperature:27.8 °C

0.0 dBm

Time: 下午 02:59:26

Humidity:63.4 %



Site : Chamber

Condition : FCC\_part 22 (850 band)

EUT : W6M21507-15160

M/N:

Test Mode : ACTIVE BAND5 CH4132

Note :

Polarization: *Vertical*

Power : 120 Va.c.

Distance: 3m

Mk.	Frequency (MHz)	Reading (dBm)	Detector	Corr. factor (dB)	Result (dBm)	Limit (dBm)	Ant.Pos (cm)	Tab.Pos (deg.)	Margin (dB)	Comment
-----	-----------------	---------------	----------	-------------------	--------------	-------------	--------------	----------------	-------------	---------

\*:Maximum data    x:Over limit    !:over margin



**Radiated Emission Measurement**

Operator: Kent

File :1

Data :#1

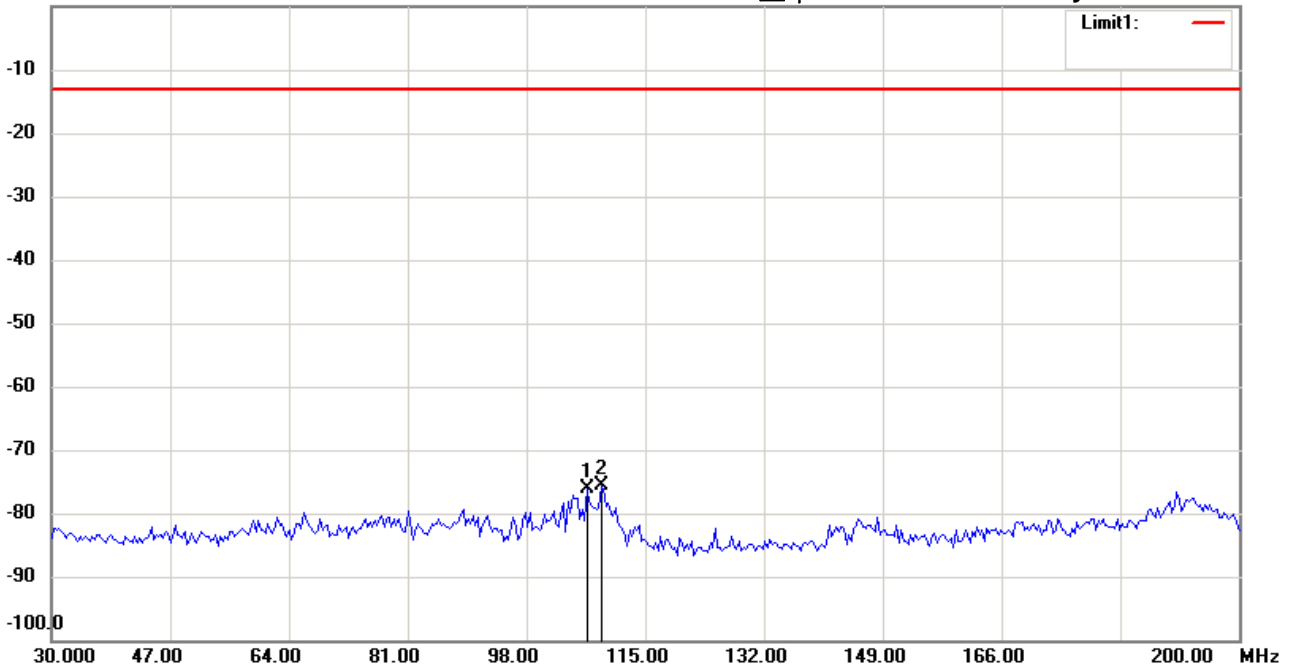
Date: 2015/7/28

Temperature:27.8 °C

0.0 dBm

Time: 上午 10:36:49

Humidity:63.4 %



Site : Chamber

Condition : FCC\_part 22 (850 band)

Polarization: *Horizontal*

EUT : W6M21507-15160

Power : 120 Va.c.

M/N:

Distance: 3m

Test Mode : ACTIVE BAND5 CH4183

Note :

Mk.	Frequency (MHz)	Reading (dBm)	Detector	Corr. factor (dB)	Result (dBm)	Limit (dBm)	Ant.Pos (cm)	Tab.Pos (deg.)	Margin (dB)	Comment
	106.6533	-97.19	peak	21.07	-76.12	-13.00	150	340	-63.12	
*	108.6974	-96.53	peak	20.93	-75.60	-13.00	150	185	-62.60	

\*:Maximum data    x:Over limit    !:over margin



**Radiated Emission Measurement**

Operator: Kent

File :1

Data :#2

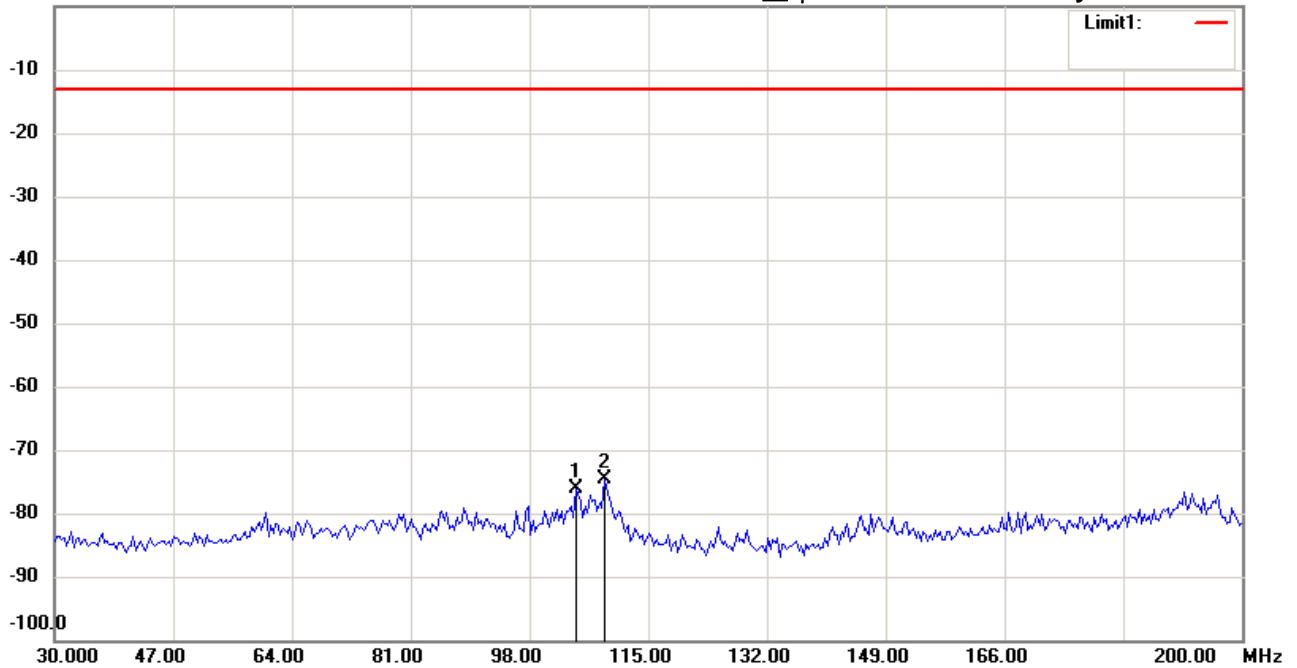
Date: 2015/7/28

Temperature:27.8 °C

0.0 dBm

Time: 上午 10:37:25

Humidity:63.4 %



Site : Chamber

Condition : FCC\_part 22 (850 band)

Polarization: **Vertical**

EUT : W6M21507-15160

Power : 120 Va.c.

M/N:

Distance: 3m

Test Mode : ACTIVE BAND5 CH4183

Note :

Mk.	Frequency (MHz)	Reading (dBm)	Detector	Corr. factor (dB)	Result (dBm)	Limit (dBm)	Ant.Pos (cm)	Tab.Pos (deg.)	Margin (dB)	Comment
	104.6092	-97.88	peak	21.77	-76.11	-13.00	150	260	-63.11	
*	108.6974	-96.15	peak	21.46	-74.69	-13.00	150	185	-61.69	

\*:Maximum data    x:Over limit    !:over margin





**Radiated Emission Measurement**

Operator: Kent

File :2

Data :#1

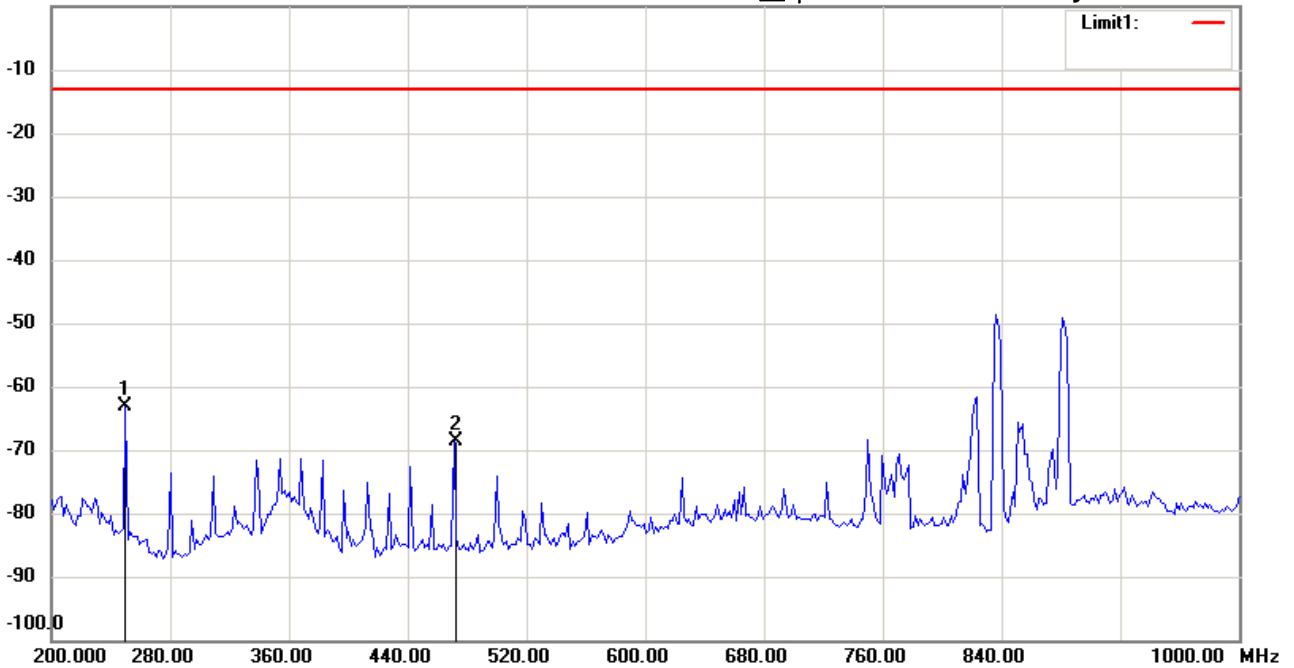
Date: 2015/7/28

Temperature:27.8 °C

0.0 dBm

Time: 上午 09:29:23

Humidity:63.4 %



Site : Chamber

Condition : FCC\_part 22 (850 band)

EUT : W6M21507-15160

M/N:

Test Mode : ACTIVE BAND5 CH4183

Note :

Polarization: *Horizontal*

Power : 120 Va.c.

Distance: 3m

Mk.	Frequency (MHz)	Reading (dBm)	Detector	Corr. factor (dB)	Result (dBm)	Limit (dBm)	Ant.Pos (cm)	Tab.Pos (deg.)	Margin (dB)	Comment
*	249.6994	-49.77	peak	-13.34	-63.11	-13.00	150	220	-50.11	
	470.9420	-59.34	peak	-9.27	-68.61	-13.00	150	175	-55.61	

\*:Maximum data    x:Over limit    !:over margin



**Radiated Emission Measurement**

**Operator: Kent**

**File :2**

**Data :#2**

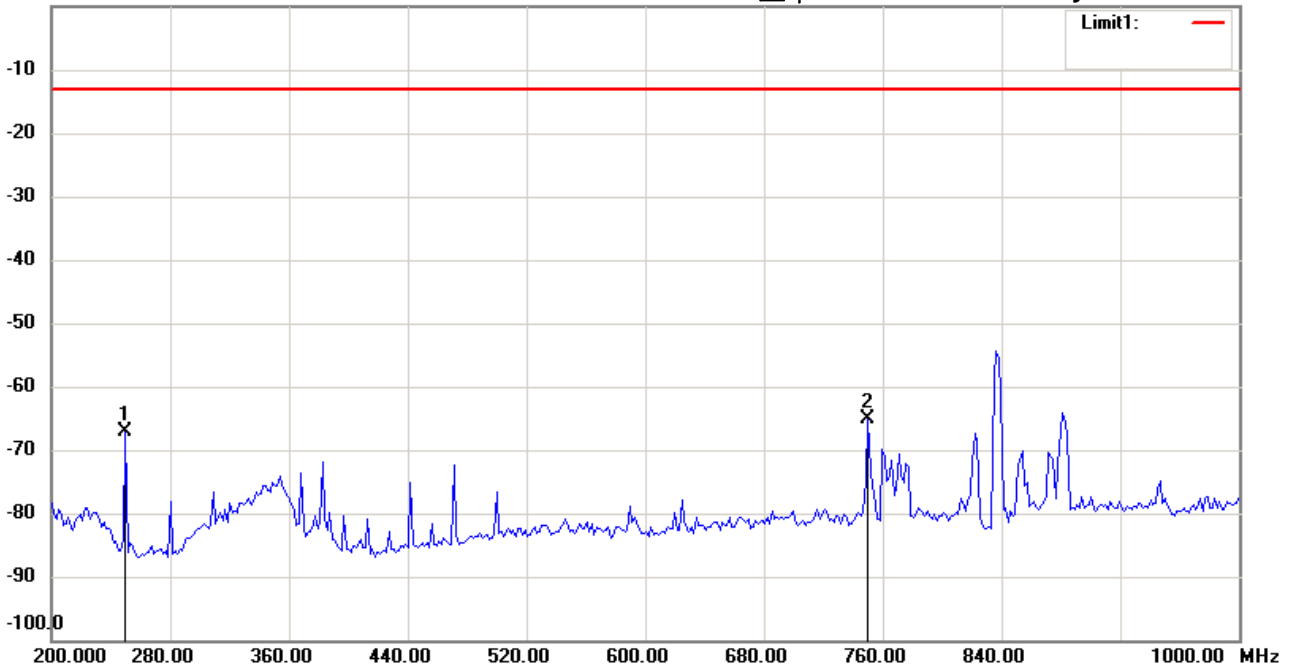
**Date: 2015/7/28**

**Temperature:27.8 °C**

**0.0 dBm**

**Time: 上午 09:30:51**

**Humidity:63.4 %**



**Site : Chamber**

**Condition : FCC\_part 22 (850 band)**

**Polarization: Vertical**

**EUT : W6M21507-15160**

**Power : 120 Va.c.**

**M/N:**

**Distance: 3m**

**Test Mode : ACTIVE BAND5 CH4183**

**Note :**

Mk.	Frequency (MHz)	Reading (dBm)	Detector	Corr. factor (dB)	Result (dBm)	Limit (dBm)	Ant.Pos (cm)	Tab.Pos (deg.)	Margin (dB)	Comment
	249.6994	-55.13	peak	-12.06	-67.19	-13.00	150	185	-54.19	
*	749.8998	-61.40	peak	-3.63	-65.03	-13.00	150	110	-52.03	

**\*:Maximum data    x:Over limit    !:over margin**



**Radiated Emission Measurement**

Operator: Kent

File :3

Data :#1

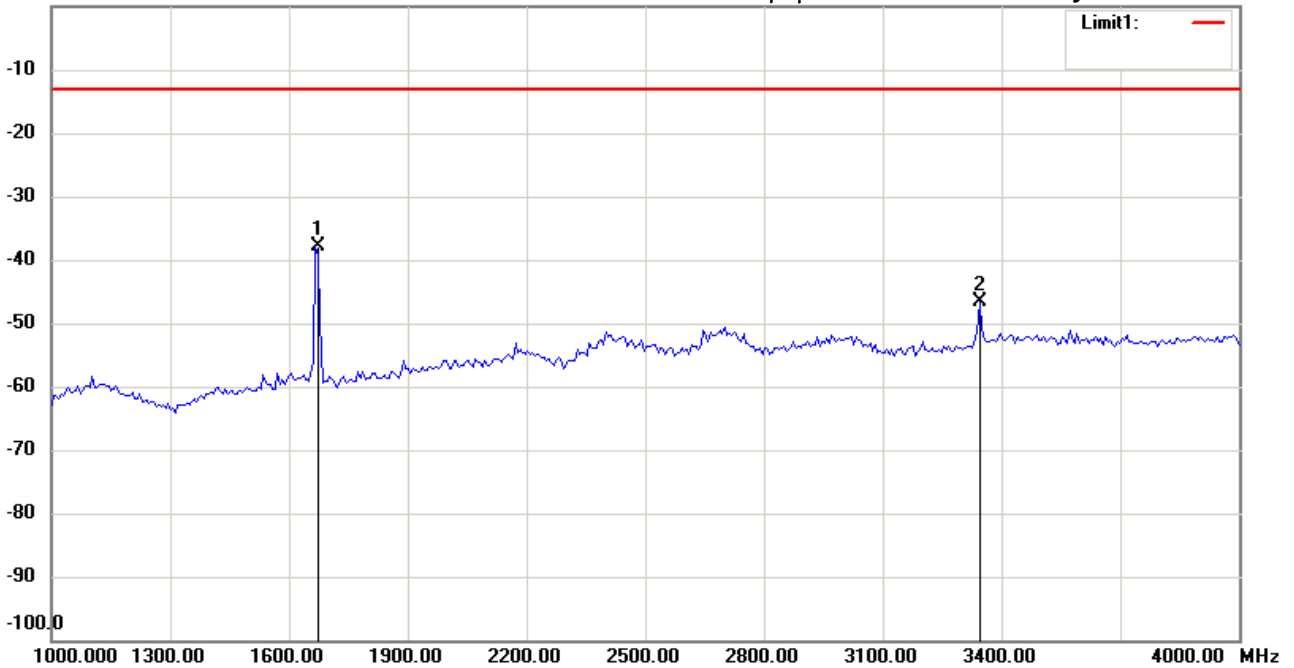
Date: 2015/7/27

Temperature:27.8 °C

0.0 dBm

Time: 下午 03:10:22

Humidity:63.4 %



Site : Chamber

Condition : FCC\_part 22 (850 band)

EUT : W6M21507-15160

M/N:

Test Mode : ACTIVE BAND5 CH4183

Note :

Polarization: *Horizontal*

Power : 120 Va.c.

Distance: 3m

Mk.	Frequency (MHz)	Reading (dBm)	Detector	Corr. factor (dB)	Result (dBm)	Limit (dBm)	Ant.Pos (cm)	Tab.Pos (deg.)	Margin (dB)	Comment
*	1667.335	-40.65	peak	2.77	-37.88	-13.00	150	345	-24.88	
	3344.689	-55.86	peak	9.16	-46.70	-13.00	150	110	-33.70	

\*:Maximum data    x:Over limit    !:over margin



**Radiated Emission Measurement**

Operator: Kent

File :3

Data :#4

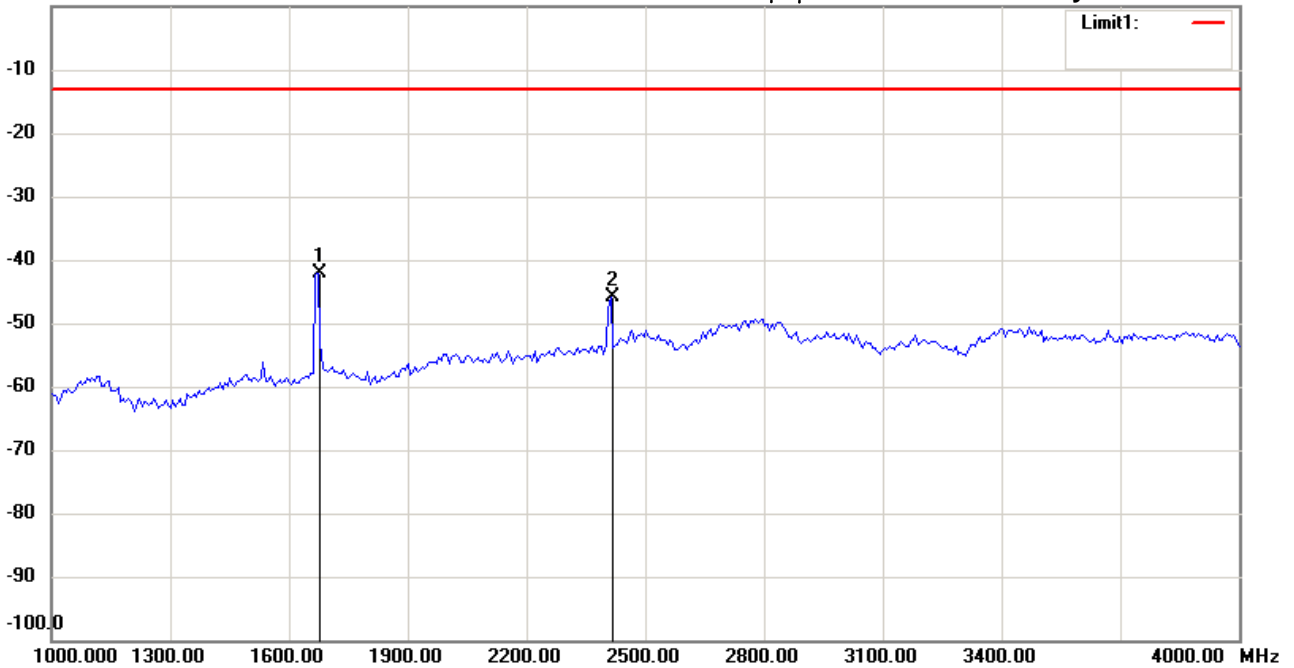
Date: 2015/7/27

Temperature:27.8 °C

0.0 dBm

Time: 下午 03:13:29

Humidity:63.4 %



Site : Chamber

Condition : FCC\_part 22 (850 band)

Polarization: **Vertical**

EUT : W6M21507-15160

Power : 120 Va.c.

M/N:

Distance: 3m

Test Mode : ACTIVE BAND5 CH4183

Note :

Mk.	Frequency (MHz)	Reading (dBm)	Detector	Corr. factor (dB)	Result (dBm)	Limit (dBm)	Ant.Pos (cm)	Tab.Pos (deg.)	Margin (dB)	Comment
*	1673.347	-45.93	peak	3.84	-42.09	-13.00	150	245	-29.09	
	2412.826	-53.77	peak	7.88	-45.89	-13.00	150	110	-32.89	

\*:Maximum data    x:Over limit    !:over margin



Radiated Emission Measurement

Operator: Kent

File :3

Data :#2

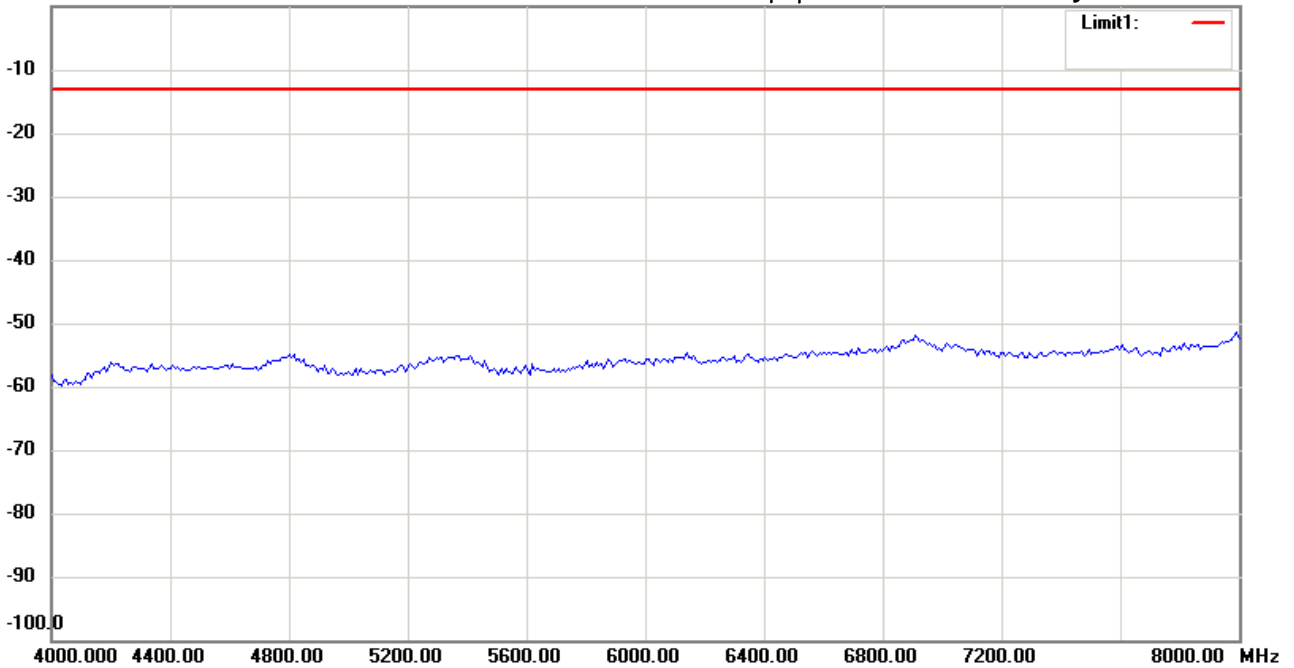
Date: 2015/7/27

Temperature:27.8 °C

0.0 dBm

Time: 下午 03:10:59

Humidity:63.4 %



Site : Chamber

Condition : FCC\_part 22 (850 band)

EUT : W6M21507-15160

M/N:

Test Mode : ACTIVE BAND5 CH4183

Note :

Polarization: *Horizontal*

Power : 120 Va.c.

Distance: 3m

Mk.	Frequency (MHz)	Reading (dBm)	Detector	Corr. factor (dB)	Result (dBm)	Limit (dBm)	Ant.Pos (cm)	Tab.Pos (deg.)	Margin (dB)	Comment
-----	-----------------	---------------	----------	-------------------	--------------	-------------	--------------	----------------	-------------	---------

\*:Maximum data    x:Over limit    !:over margin



Radiated Emission Measurement

Operator: Kent

File :3

Data :#5

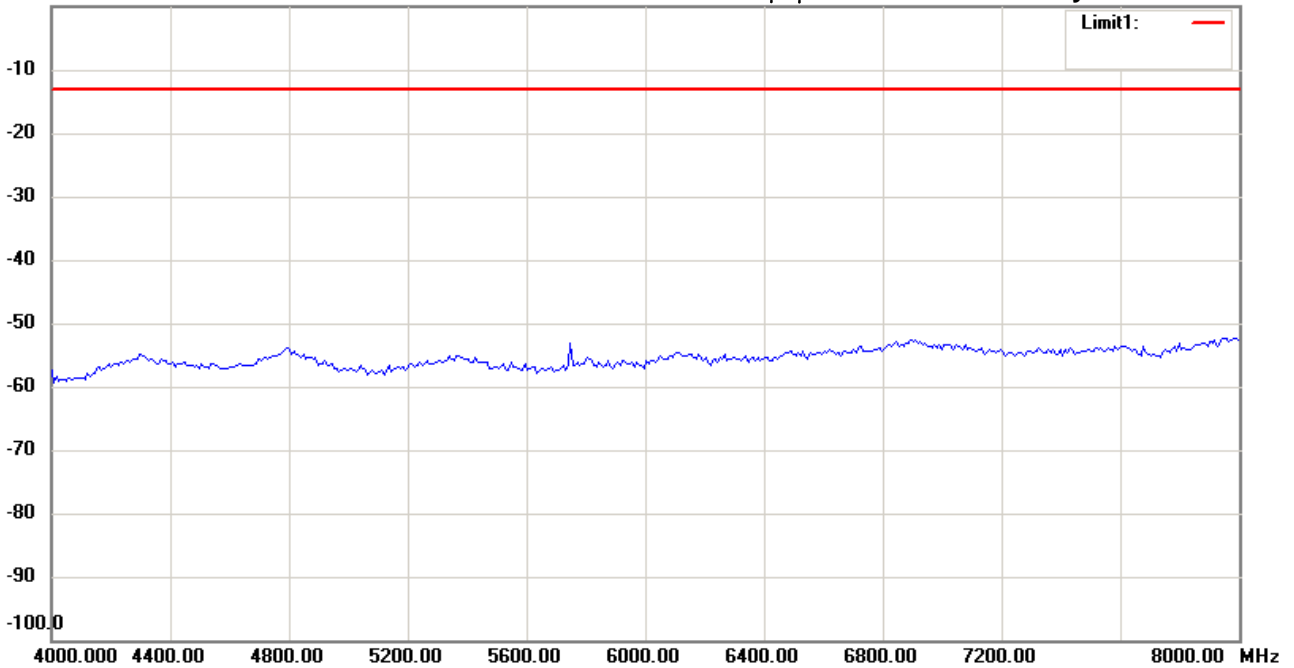
Date: 2015/7/27

Temperature:27.8 °C

0.0 dBm

Time: 下午 03:14:09

Humidity:63.4 %



Site : Chamber

Condition : FCC\_part 22 (850 band)

EUT : W6M21507-15160

M/N:

Test Mode : ACTIVE BAND5 CH4183

Note :

Polarization: *Vertical*

Power : 120 Va.c.

Distance: 3m

Mk.	Frequency (MHz)	Reading (dBm)	Detector	Corr. factor (dB)	Result (dBm)	Limit (dBm)	Ant.Pos (cm)	Tab.Pos (deg.)	Margin (dB)	Comment
-----	-----------------	---------------	----------	-------------------	--------------	-------------	--------------	----------------	-------------	---------

\*:Maximum data    x:Over limit    !:over margin



Address: No.5-1, Lishui, Shuang Sing Village, Wanli, New Taipei  
 Tel: +886-2-2492-9447  
 Fax:

**Radiated Emission Measurement**

Operator: Kent

File :3

Data :#3

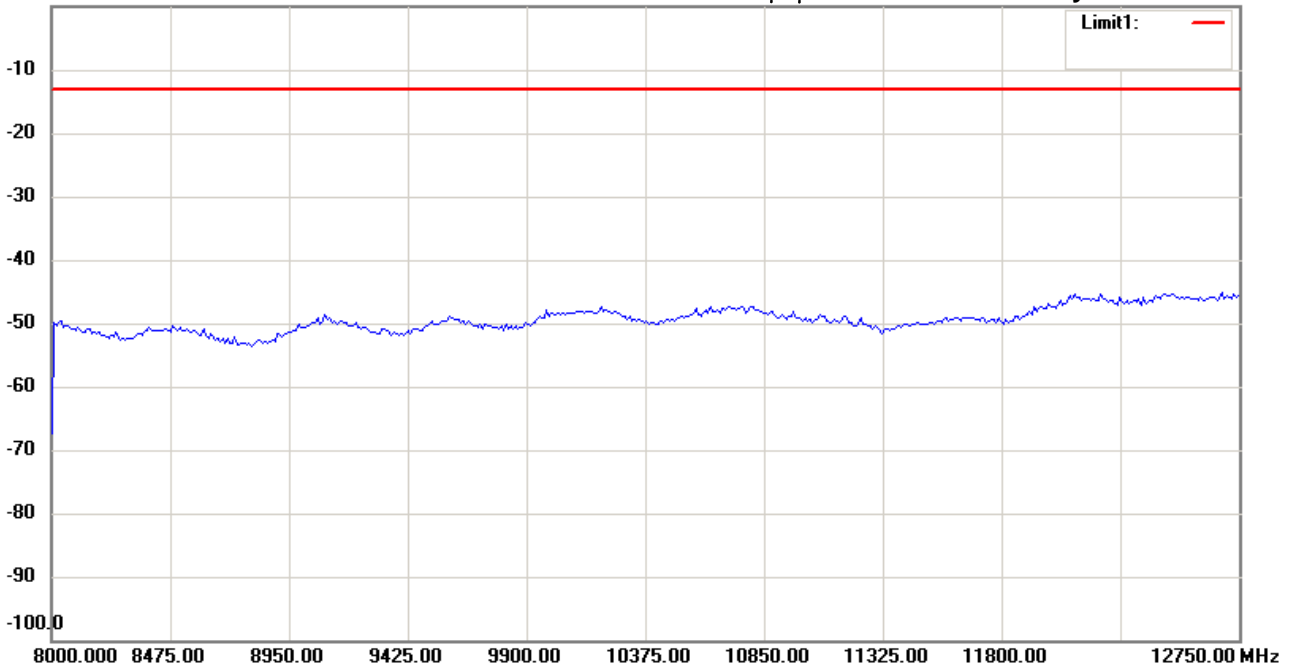
Date: 2015/7/27

Temperature: 27.8 °C

0.0 dBm

Time: 下午 03:11:41

Humidity: 63.4 %



Site : Chamber

Condition : FCC\_part 22 (850 band)

EUT : W6M21507-15160

M/N:

Test Mode : ACTIVE BAND5 CH4183

Note :

Polarization: *Horizontal*

Power : 120 Va.c.

Distance: 3m

Mk.	Frequency (MHz)	Reading (dBm)	Detector	Corr. factor (dB)	Result (dBm)	Limit (dBm)	Ant.Pos (cm)	Tab.Pos (deg.)	Margin (dB)	Comment
-----	-----------------	---------------	----------	-------------------	--------------	-------------	--------------	----------------	-------------	---------

\*:Maximum data    x:Over limit    !:over margin



Radiated Emission Measurement

Operator: Kent

File :3

Data :#6

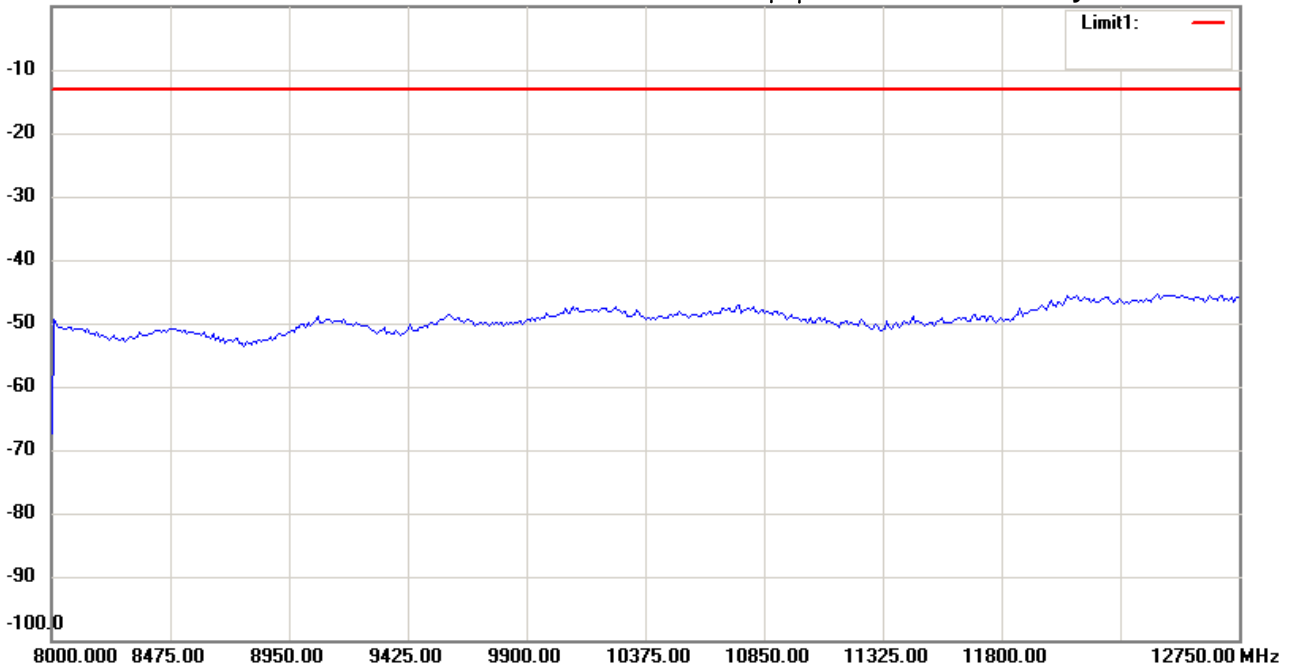
Date: 2015/7/27

Temperature:27.8 °C

0.0 dBm

Time: 下午 03:14:53

Humidity:63.4 %



Site : Chamber

Condition : FCC\_part 22 (850 band)

EUT : W6M21507-15160

M/N:

Test Mode : ACTIVE BAND5 CH4183

Note :

Polarization: *Vertical*

Power : 120 Va.c.

Distance: 3m

Mk.	Frequency (MHz)	Reading (dBm)	Detector	Corr. factor (dB)	Result (dBm)	Limit (dBm)	Ant.Pos (cm)	Tab.Pos (deg.)	Margin (dB)	Comment
-----	-----------------	---------------	----------	-------------------	--------------	-------------	--------------	----------------	-------------	---------

\*:Maximum data    x:Over limit    !:over margin





**Radiated Emission Measurement**

Operator: Kent

File :1

Data :#1

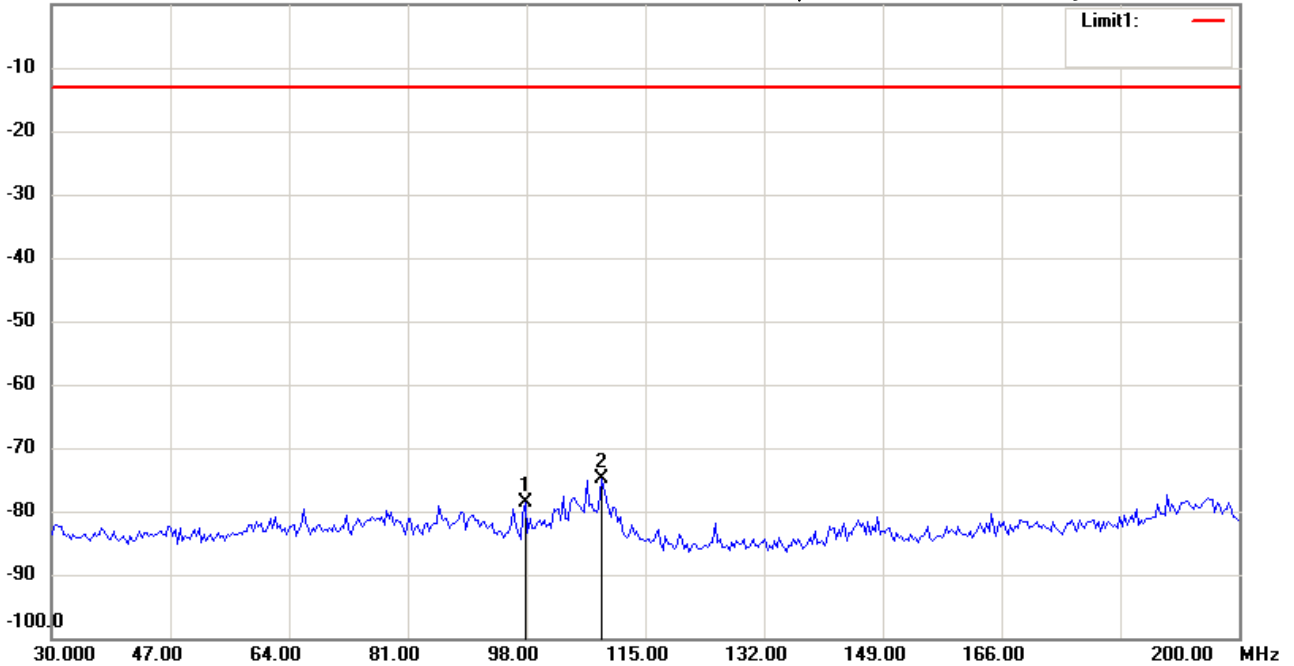
Date: 2015/7/28

Temperature:27.8 °C

0.0 dBm

Time: 上午 10:38:08

Humidity:63.4 %



Site : Chamber

Condition : FCC\_part 22 (850 band)

Polarization: *Horizontal*

EUT : W6M21507-15160

Power : 120 Va.c.

M/N:

Distance: 3m

Test Mode : ACTIVE BAND5 CH4233

Note :

Mk.	Frequency (MHz)	Reading (dBm)	Detector	Corr. factor (dB)	Result (dBm)	Limit (dBm)	Ant.Pos (cm)	Tab.Pos (deg.)	Margin (dB)	Comment
	97.7956	-100.15	peak	21.49	-78.66	-13.00	150	340	-65.66	
*	108.6974	-95.70	peak	20.93	-74.77	-13.00	150	185	-61.77	

\*:Maximum data    x:Over limit    !:over margin



**Radiated Emission Measurement**

Operator: Kent

File :1

Data :#2

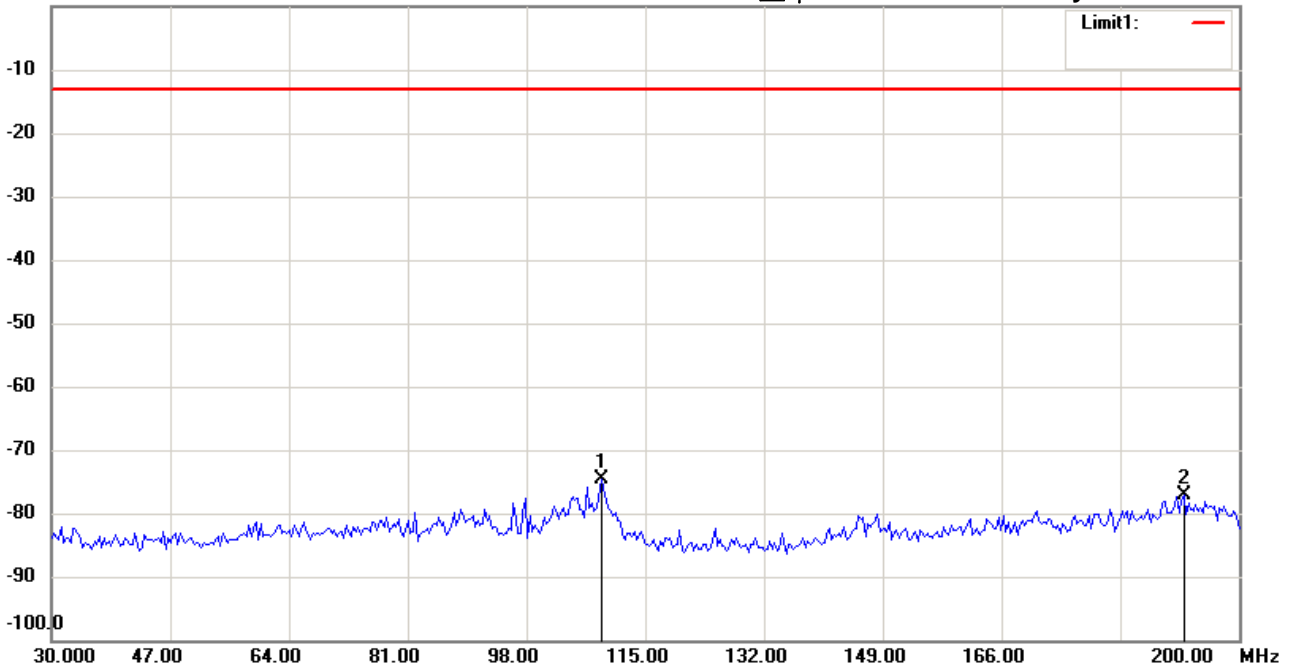
Date: 2015/7/28

Temperature:27.8 °C

0.0 dBm

Time: 上午 10:38:36

Humidity:63.4 %



Site : Chamber

Condition : FCC\_part 22 (850 band)

EUT : W6M21507-15160

M/N:

Test Mode : ACTIVE BAND5 CH4233

Note :

Polarization: *Vertical*

Power : 120 Va.c.

Distance: 3m

Mk.	Frequency (MHz)	Reading (dBm)	Detector	Corr. factor (dB)	Result (dBm)	Limit (dBm)	Ant.Pos (cm)	Tab.Pos (deg.)	Margin (dB)	Comment
*	108.6974	-96.16	peak	21.46	-74.70	-13.00	150	110	-61.70	
	192.1643	-99.15	peak	21.92	-77.23	-13.00	150	180	-64.23	

\*:Maximum data    x:Over limit    !:over margin



**Radiated Emission Measurement**

Operator: Kent

File :2

Data :#1

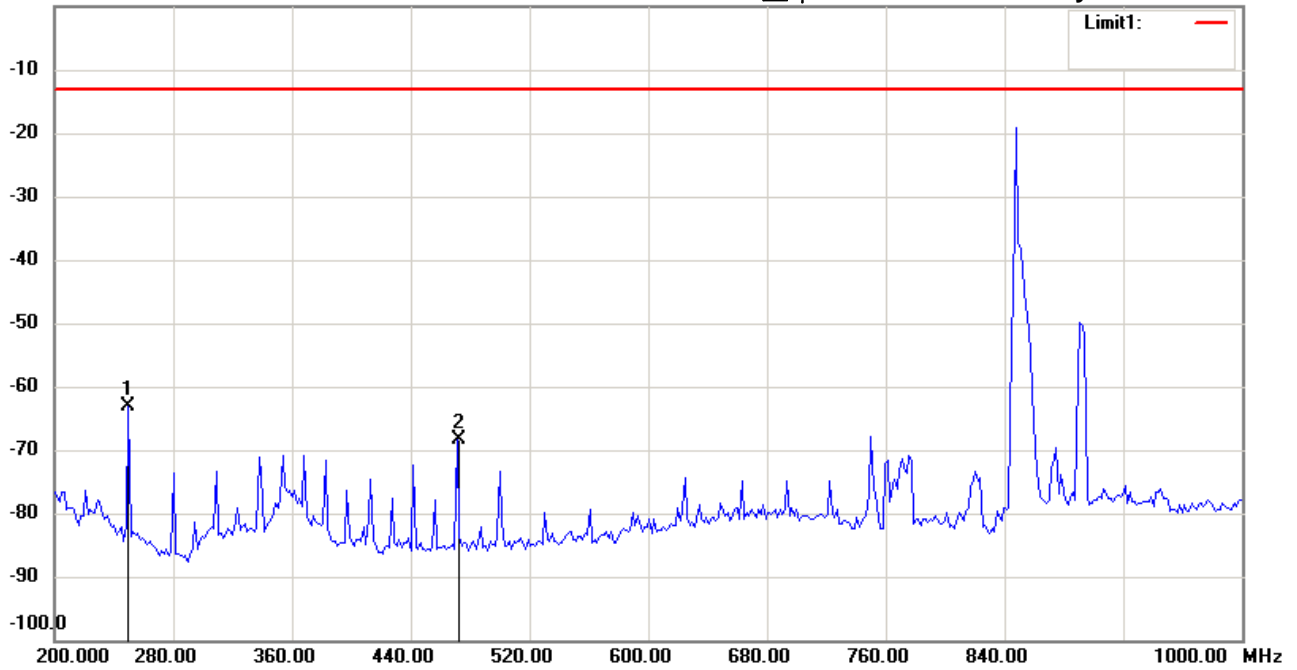
Date: 2015/7/28

Temperature:27.8 °C

0.0 dBm

Time: 上午 09:35:07

Humidity:63.4 %



Site : Chamber

Condition : FCC\_part 22 (850 band)

EUT : W6M21507-15160

M/N:

Test Mode : ACTIVE BAND5 CH4233

Note :

Polarization: *Horizontal*

Power : 120 Va.c.

Distance: 3m

Mk.	Frequency (MHz)	Reading (dBm)	Detector	Corr. factor (dB)	Result (dBm)	Limit (dBm)	Ant.Pos (cm)	Tab.Pos (deg.)	Margin (dB)	Comment
*	249.6994	-49.90	peak	-13.34	-63.24	-13.00	150	245	-50.24	
	470.9420	-59.18	peak	-9.27	-68.45	-13.00	150	175	-55.45	

\*:Maximum data    x:Over limit    !:over margin



**Radiated Emission Measurement**

**Operator: Kent**

**File :2**

**Data :#2**

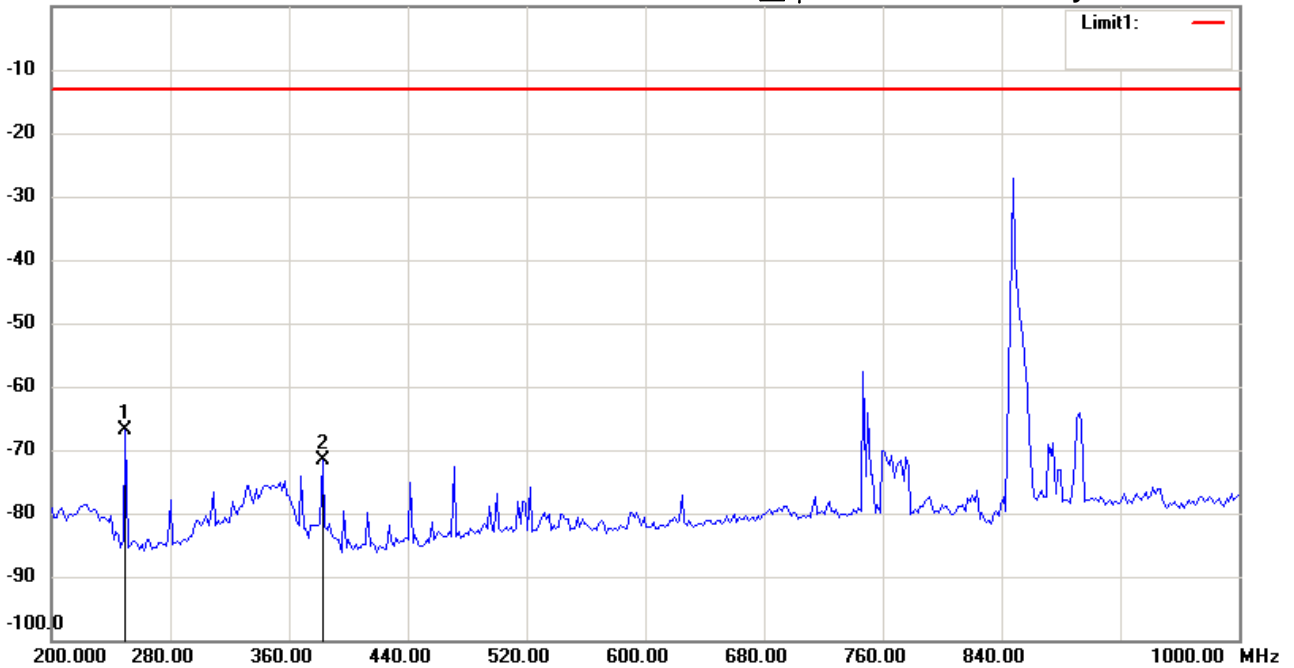
**Date: 2015/7/28**

**Temperature:27.8 °C**

**0.0 dBm**

**Time: 上午 09:39:55**

**Humidity:63.4 %**



**Site : Chamber**

**Condition : FCC\_part 22 (850 band)**

**EUT : W6M21507-15160**

**M/N:**

**Test Mode : ACTIVE BAND5 CH4233**

**Note :**

**Polarization: Vertical**

**Power : 120 Va.c.**

**Distance: 3m**

Mk.	Frequency (MHz)	Reading (dBm)	Detector	Corr. factor (dB)	Result (dBm)	Limit (dBm)	Ant.Pos (cm)	Tab.Pos (deg.)	Margin (dB)	Comment
*	249.6994	-54.74	peak	-12.06	-66.80	-13.00	150	220	-53.80	
	382.7655	-61.14	peak	-10.50	-71.64	-13.00	150	165	-58.64	

**\*:Maximum data    x:Over limit    !:over margin**



Radiated Emission Measurement

Operator: Kent

File :3

Data :#1

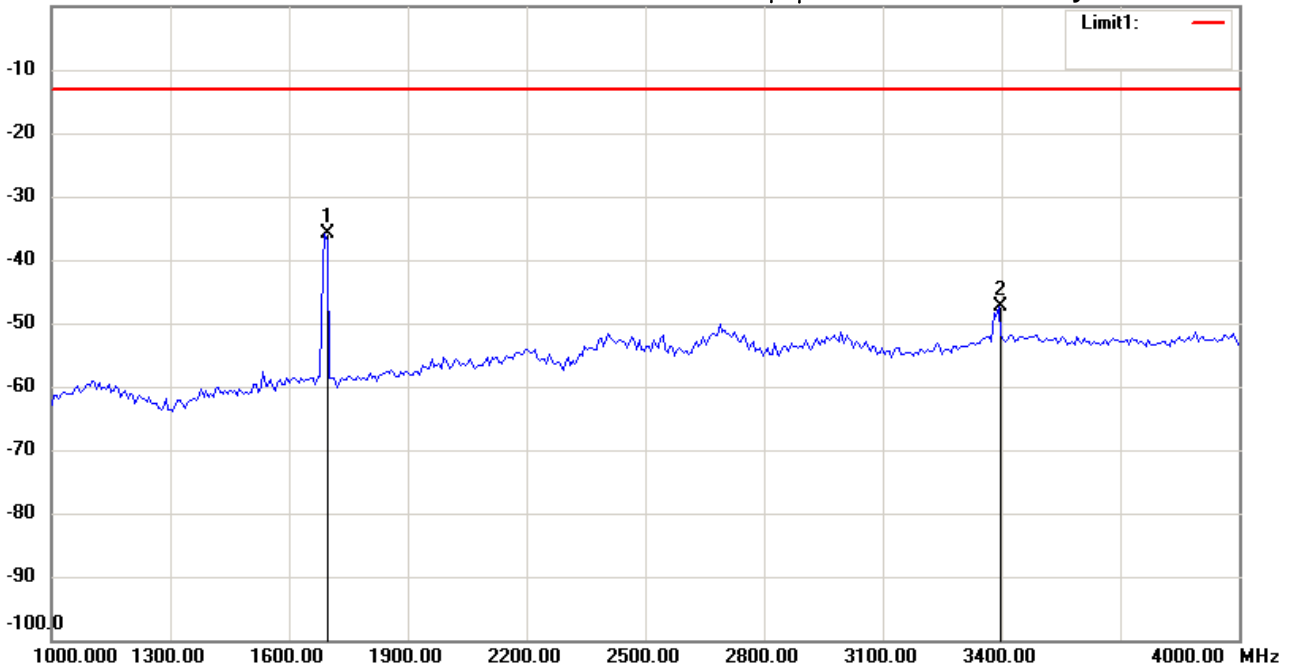
Date: 2015/7/27

Temperature:27.8 °C

0.0 dBm

Time: 下午 03:25:53

Humidity:63.4 %



Site : Chamber

Condition : FCC\_part 22 (850 band)

EUT : W6M21507-15160

M/N:

Test Mode : ACTIVE BAND5 CH4233

Note :

Polarization: *Horizontal*

Power : 120 Va.c.

Distance: 3m

Mk.	Frequency (MHz)	Reading (dBm)	Detector	Corr. factor (dB)	Result (dBm)	Limit (dBm)	Ant.Pos (cm)	Tab.Pos (deg.)	Margin (dB)	Comment
*	1691.383	-38.54	peak	2.79	-35.75	-13.00	150	330	-22.75	
	3392.786	-57.42	peak	9.93	-47.49	-13.00	150	185	-34.49	

\*:Maximum data    x:Over limit    !:over margin



Radiated Emission Measurement

Operator: Kent

File :3

Data :#4

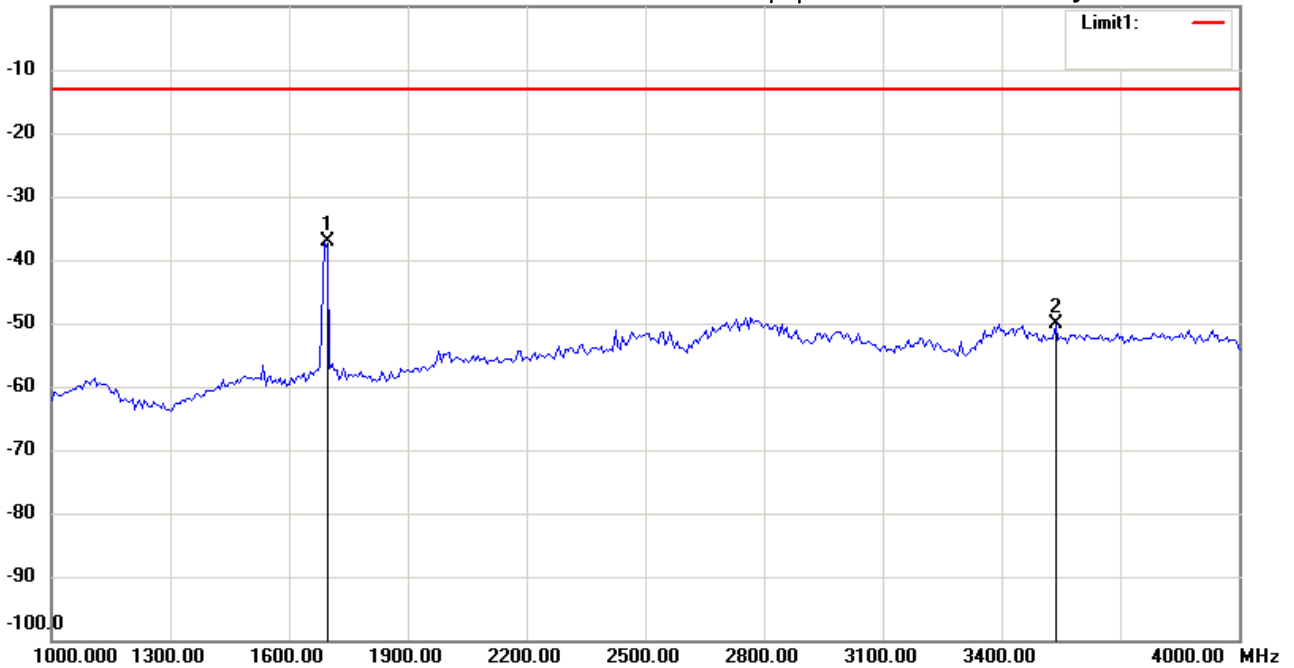
Date: 2015/7/27

Temperature:27.8 °C

0.0 dBm

Time: 下午 03:29:21

Humidity:63.4 %



Site : Chamber

Condition : FCC\_part 22 (850 band)

EUT : W6M21507-15160

M/N:

Test Mode : ACTIVE BAND5 CH4233

Note :

Polarization: **Vertical**

Power : 120 Va.c.

Distance: 3m

Mk.	Frequency (MHz)	Reading (dBm)	Detector	Corr. factor (dB)	Result (dBm)	Limit (dBm)	Ant.Pos (cm)	Tab.Pos (deg.)	Margin (dB)	Comment
*	1691.383	-41.36	peak	4.29	-37.07	-13.00	150	245	-24.07	
	3537.074	-60.36	peak	10.35	-50.01	-13.00	150	160	-37.01	

\*:Maximum data x:Over limit !:over margin



Radiated Emission Measurement

Operator: Kent

File :3

Data :#2

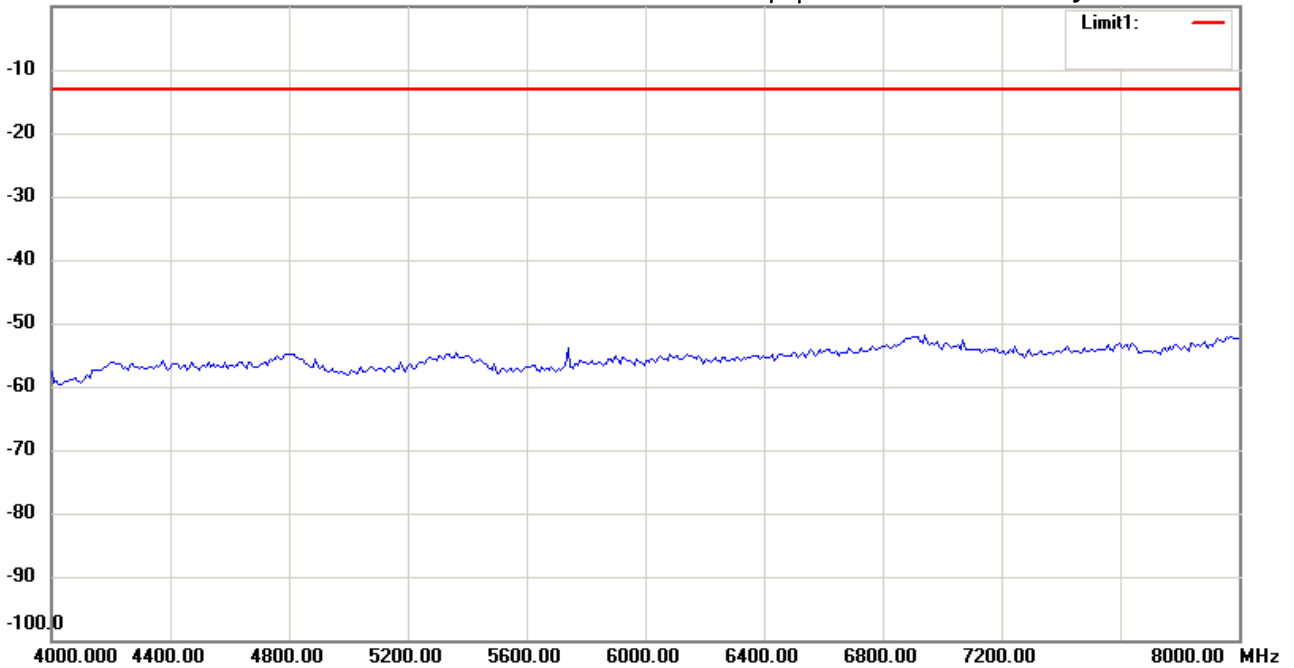
Date: 2015/7/27

Temperature:27.8 °C

0.0 dBm

Time: 下午 03:26:30

Humidity:63.4 %



Site : Chamber

Condition : FCC\_part 22 (850 band)

EUT : W6M21507-15160

M/N:

Test Mode : ACTIVE BAND5 CH4233

Note :

Polarization: *Horizontal*

Power : 120 Va.c.

Distance: 3m

Mk.	Frequency (MHz)	Reading (dBm)	Detector	Corr. factor (dB)	Result (dBm)	Limit (dBm)	Ant.Pos (cm)	Tab.Pos (deg.)	Margin (dB)	Comment
-----	-----------------	---------------	----------	-------------------	--------------	-------------	--------------	----------------	-------------	---------

\*:Maximum data    x:Over limit    !:over margin



**Radiated Emission Measurement**

Operator: Kent

File :3

Data :#5

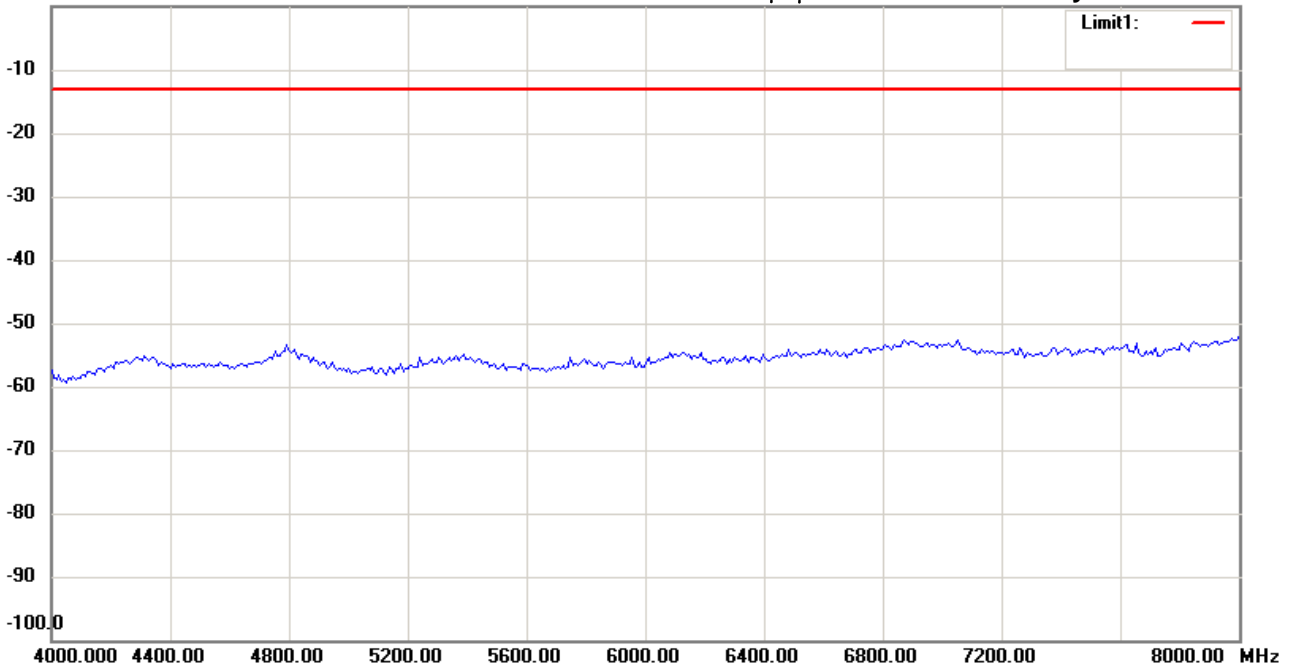
Date: 2015/7/27

Temperature:27.8 °C

0.0 dBm

Time: 下午 03:29:57

Humidity:63.4 %



Site : Chamber

Condition : FCC\_part 22 (850 band)

EUT : W6M21507-15160

M/N:

Test Mode : ACTIVE BAND5 CH4233

Note :

Polarization: *Vertical*

Power : 120 Va.c.

Distance: 3m

Mk.	Frequency (MHz)	Reading (dBm)	Detector	Corr. factor (dB)	Result (dBm)	Limit (dBm)	Ant.Pos (cm)	Tab.Pos (deg.)	Margin (dB)	Comment
-----	-----------------	---------------	----------	-------------------	--------------	-------------	--------------	----------------	-------------	---------

\*:Maximum data    x:Over limit    !:over margin





**Radiated Emission Measurement**

Operator: Kent

File :3

Data :#3

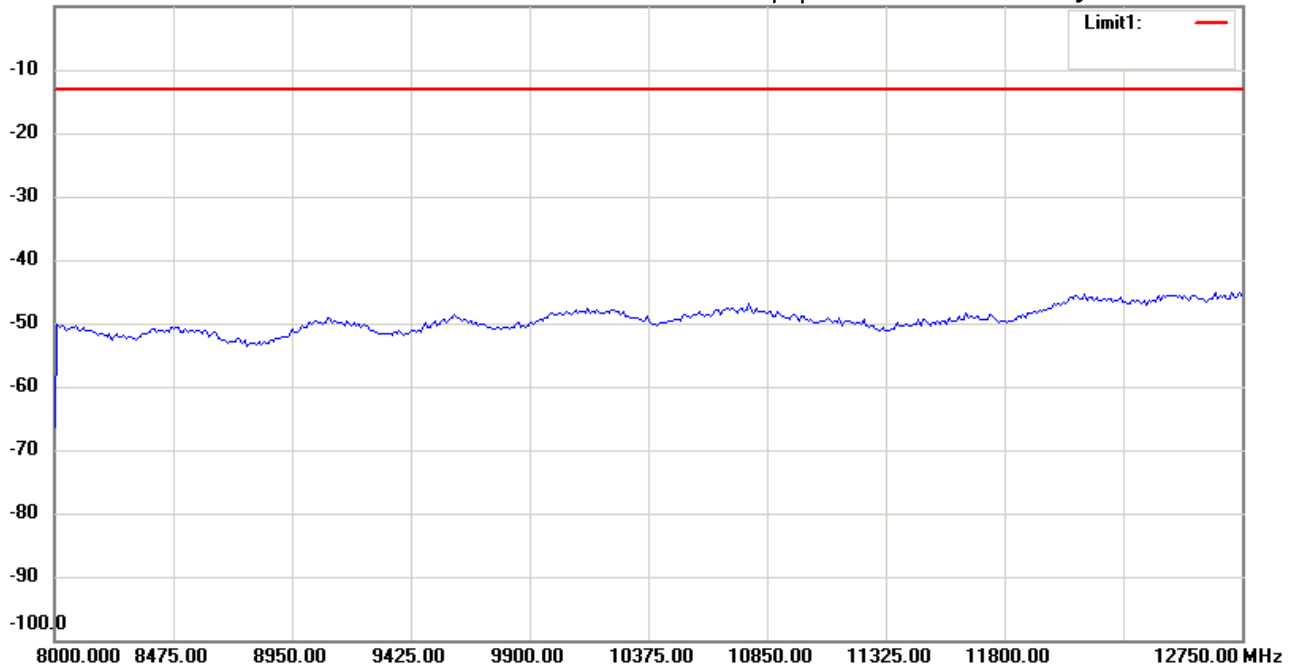
Date: 2015/7/27

Temperature:27.8 °C

0.0 dBm

Time: 下午 03:27:12

Humidity:63.4 %



Site : Chamber

Condition : FCC\_part 22 (850 band)

EUT : W6M21507-15160

M/N:

Test Mode : ACTIVE BAND5 CH4233

Note :

Polarization: *Horizontal*

Power : 120 Va.c.

Distance: 3m

Mk.	Frequency (MHz)	Reading (dBm)	Detector	Corr. factor (dB)	Result (dBm)	Limit (dBm)	Ant.Pos (cm)	Tab.Pos (deg.)	Margin (dB)	Comment
-----	-----------------	---------------	----------	-------------------	--------------	-------------	--------------	----------------	-------------	---------

\*:Maximum data    x:Over limit    !:over margin



Radiated Emission Measurement

Operator: Kent

File :3

Data :#6

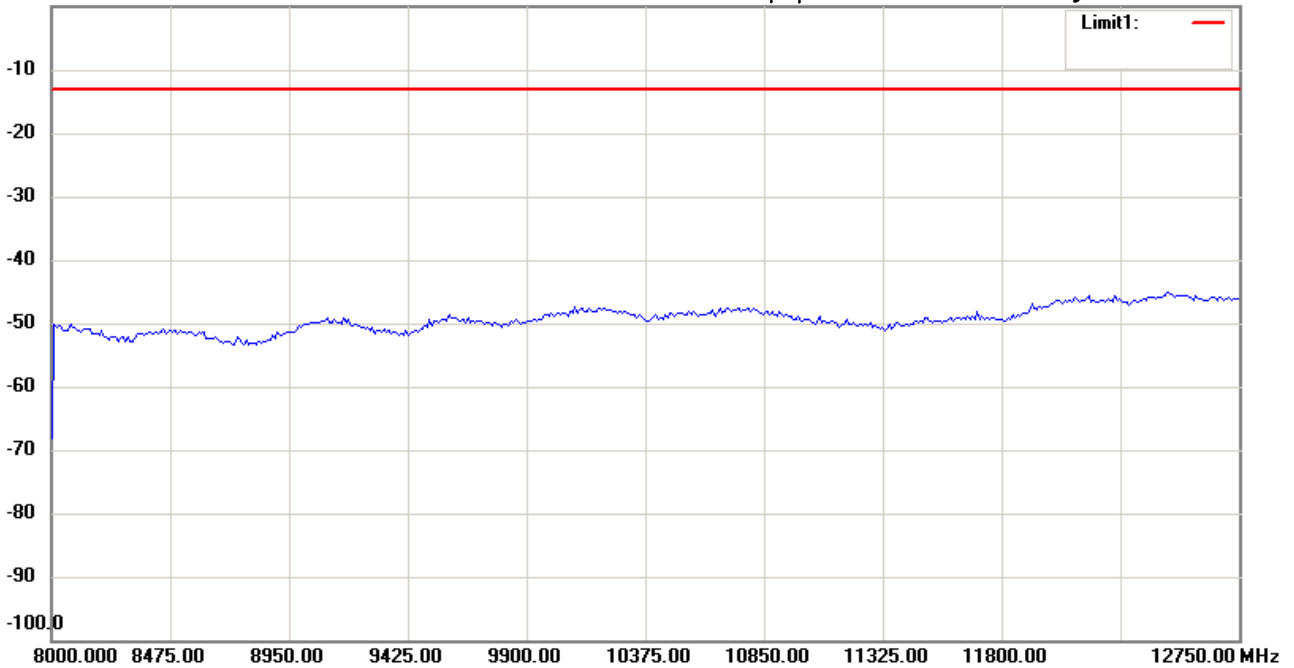
Date: 2015/7/27

Temperature:27.8 °C

0.0 dBm

Time: 下午 03:30:39

Humidity:63.4 %



Site : Chamber

Condition : FCC\_part 22 (850 band)

EUT : W6M21507-15160

M/N:

Test Mode : ACTIVE BAND5 CH4233

Note :

Polarization: *Vertical*

Power : 120 Va.c.

Distance: 3m

Mk.	Frequency (MHz)	Reading (dBm)	Detector	Corr. factor (dB)	Result (dBm)	Limit (dBm)	Ant.Pos (cm)	Tab.Pos (deg.)	Margin (dB)	Comment
-----	-----------------	---------------	----------	-------------------	--------------	-------------	--------------	----------------	-------------	---------

\*:Maximum data    x:Over limit    !:over margin



**Radiated Emission Measurement**

Operator: Leon

File :1

Data :#1

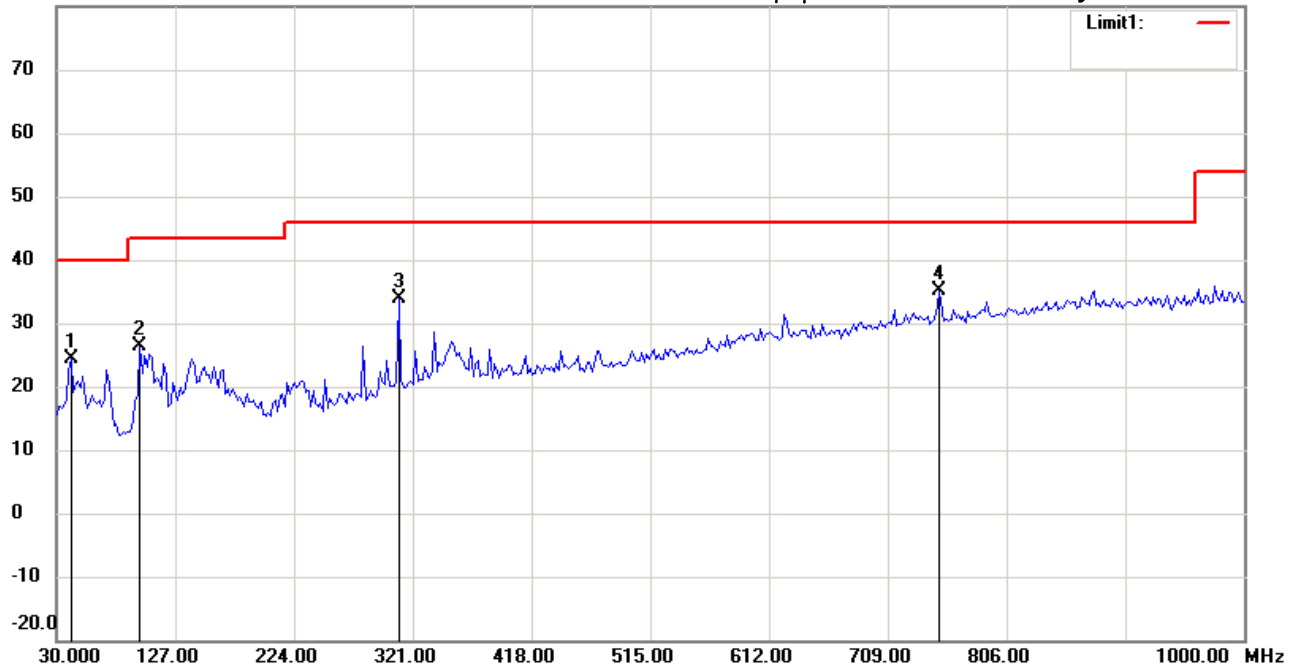
Date: 2015/9/3

Temperature:24 °C

80.0 dBuV/m

Time: 下午 02:38:34

Humidity:60 %



Site : Chamber

Condition : FCC\_part 15 RE-Class B\_30-1000MHz

Polarization: *Horizontal*

EUT : W6M21507-15160

Power : 120 Va.c.

M/N:

Distance: 3m

Test Mode : GSM 850 IDLE

Note :

Mk.	Frequency (MHz)	Reading (dBuV)	Detector	Corr. factor (dB/m)	Result (dBuV/m)	Limit (dBuV/m)	Ant.Pos (cm)	Tab.Pos (deg.)	Margin (dB)	Comment
	41.6632	9.64	peak	14.70	24.34	40.00	100	60	-15.66	
	98.0361	15.50	peak	10.91	26.41	43.50	100	135	-17.09	
	309.9198	17.47	peak	16.30	33.77	46.00	100	70	-12.23	
*	751.1824	9.15	peak	25.95	35.10	46.00	100	85	-10.90	

\*:Maximum data    x:Over limit    !:over margin



**Radiated Emission Measurement**

Operator: Leon

File :1

Data :#2

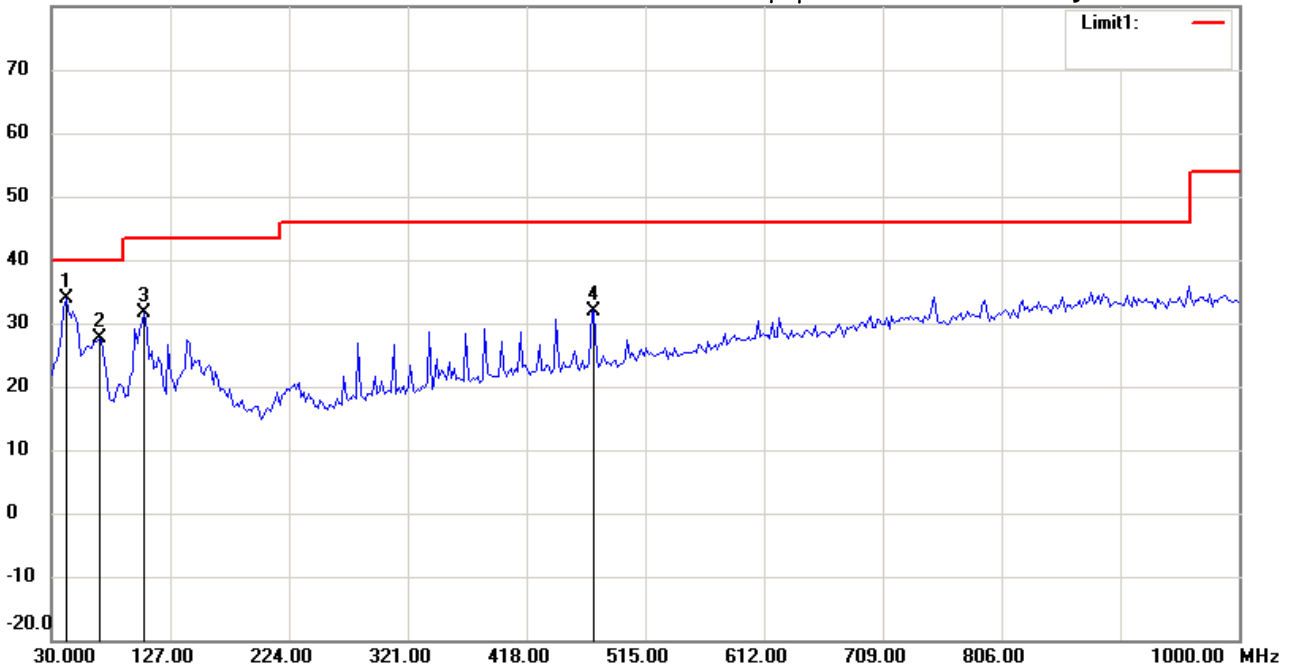
Date: 2015/9/3

Temperature:24 °C

80.0 dBuV/m

Time: 下午 02:39:19

Humidity:60 %



Site : Chamber

Condition : FCC\_part 15 RE-Class B\_30-1000MHz

Polarization: *Vertical*

EUT : W6M21507-15160

Power : 120 Va.c.

M/N:

Distance: 3m

Test Mode : GSM 850 IDLE

Note :

Mk.	Frequency (MHz)	Reading (dBuV)	Detector	Corr. factor (dB/m)	Result (dBuV/m)	Limit (dBuV/m)	Ant.Pos (cm)	Tab.Pos (deg.)	Margin (dB)	Comment
*	41.6632	19.26	peak	14.70	33.96	40.00	100	35	-6.04	
	68.8777	15.59	peak	12.04	27.63	40.00	100	120	-12.37	
	105.8115	19.10	peak	12.50	31.60	43.50	100	110	-11.90	
	473.2063	11.54	peak	20.46	32.00	46.00	100	145	-14.00	

\*:Maximum data    x:Over limit    !:over margin



**Radiated Emission Measurement**

Operator: Roy

File :3

Data :#1

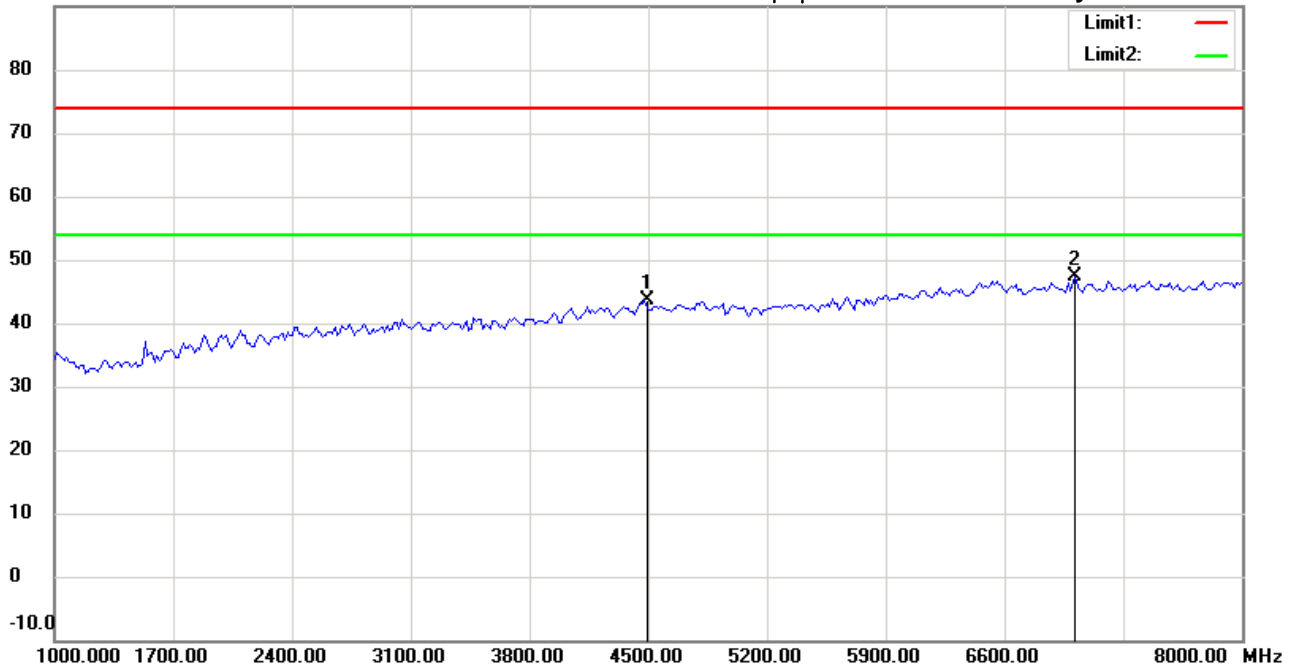
Date: 2015/9/10

Temperature:24 °C

90.0 dBuV/m

Time: 下午 08:52:02

Humidity:60 %



Site : Chamber

Condition : FCC\_part 15 RE-Class B\_Above 1GHz\_PK

Polarization: *Horizontal*

EUT : W6M21507-15160

Power : 120 Va.c.

M/N:

Distance: 3m

Test Mode : GSM 850 IDLE

Note :

Mk.	Frequency (MHz)	Reading (dBuV)	Detector	Corr. factor (dB/m)	Result (dBuV/m)	Limit (dBuV/m)	Ant.Pos (cm)	Tab.Pos (deg.)	Margin (dB)	Comment
	4478.958	42.82	peak	0.92	43.74	74.00	100	85	-30.26	
*	7018.036	41.83	peak	5.48	47.31	74.00	100	225	-26.69	

\*:Maximum data    x:Over limit    !:over margin



Radiated Emission Measurement

Operator: Roy

File :3

Data :#3

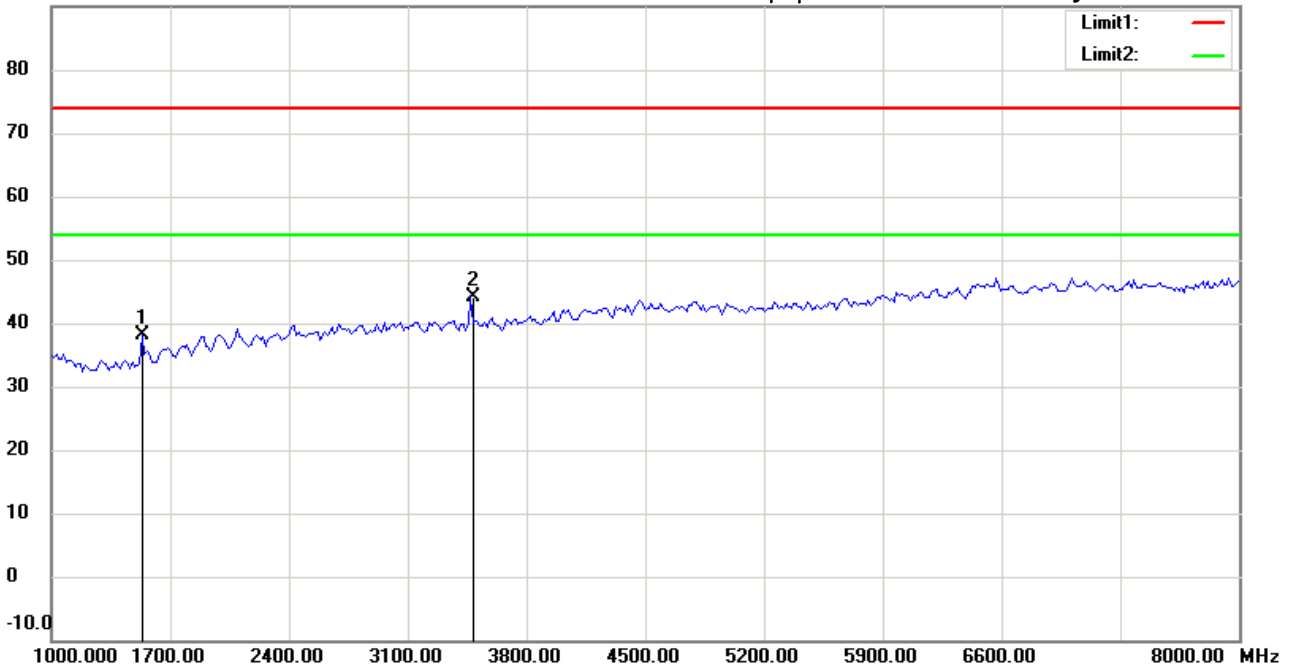
Date: 2015/9/10

Temperature:24 °C

90.0 dBuV/m

Time: 下午 08:53:39

Humidity:60 %



Site : Chamber

Condition : FCC\_part 15 RE-Class B\_Above 1GHz\_PK

Polarization: *Vertical*

EUT : W6M21507-15160

Power : 120 Va.c.

M/N:

Distance: 3m

Test Mode : GSM 850 IDLE

Note :

Mk.	Frequency (MHz)	Reading (dBuV)	Detector	Corr. factor (dB/m)	Result (dBuV/m)	Limit (dBuV/m)	Ant.Pos (cm)	Tab.Pos (deg.)	Margin (dB)	Comment
	1533.066	46.64	peak	-8.55	38.09	74.00	100	105	-35.91	
*	3468.938	45.75	peak	-1.59	44.16	74.00	100	210	-29.84	

\*:Maximum data    x:Over limit    !:over margin



Radiated Emission Measurement

Operator: Roy

File :3

Data :#2

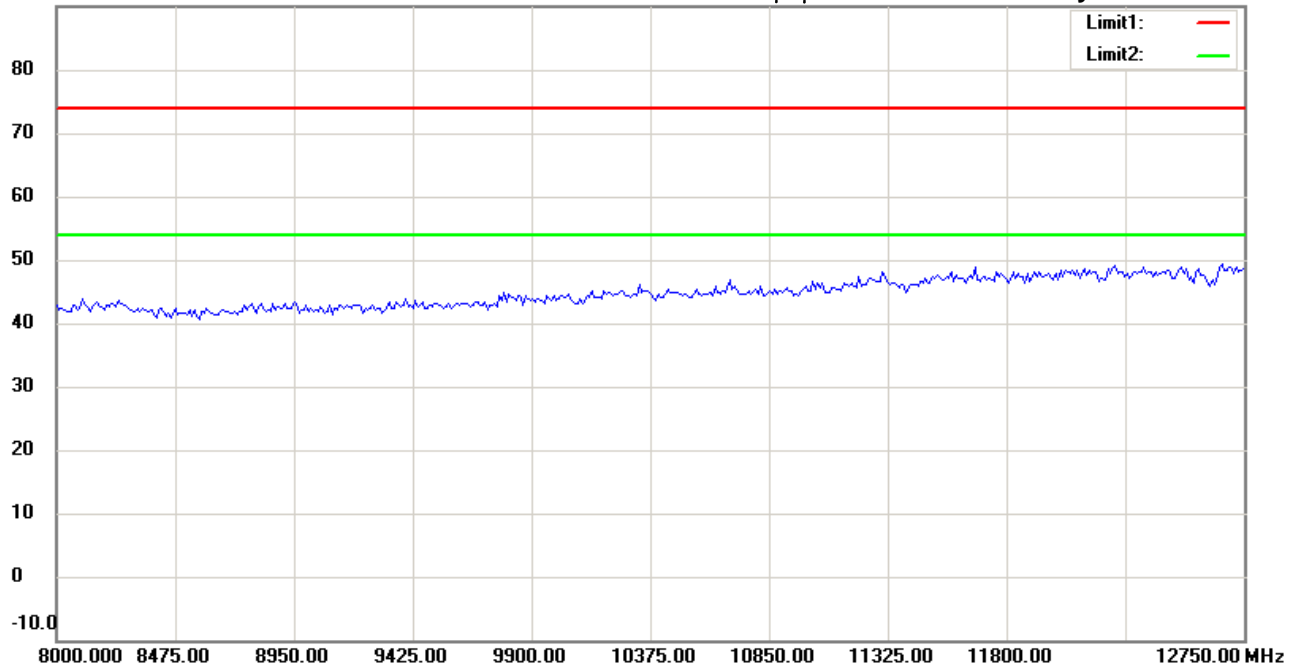
Date: 2015/9/10

Temperature:24 °C

90.0 dBuV/m

Time: 下午 08:52:53

Humidity:60 %



Site : Chamber

Condition : FCC\_part 15 RE-Class B\_Above 1GHz\_PK

Polarization: *Horizontal*

EUT : W6M21507-15160

Power : 120 Va.c.

M/N:

Distance: 3m

Test Mode : GSM 850 IDLE

Note :

Mk.	Frequency (MHz)	Reading (dBuV)	Detector	Corr. factor (dB/m)	Result (dBuV/m)	Limit (dBuV/m)	Ant.Pos (cm)	Tab.Pos (deg.)	Margin (dB)	Comment
-----	-----------------	----------------	----------	---------------------	-----------------	----------------	--------------	----------------	-------------	---------

\*:Maximum data    x:Over limit    !:over margin



Radiated Emission Measurement

Operator: Roy

File :3

Data :#4

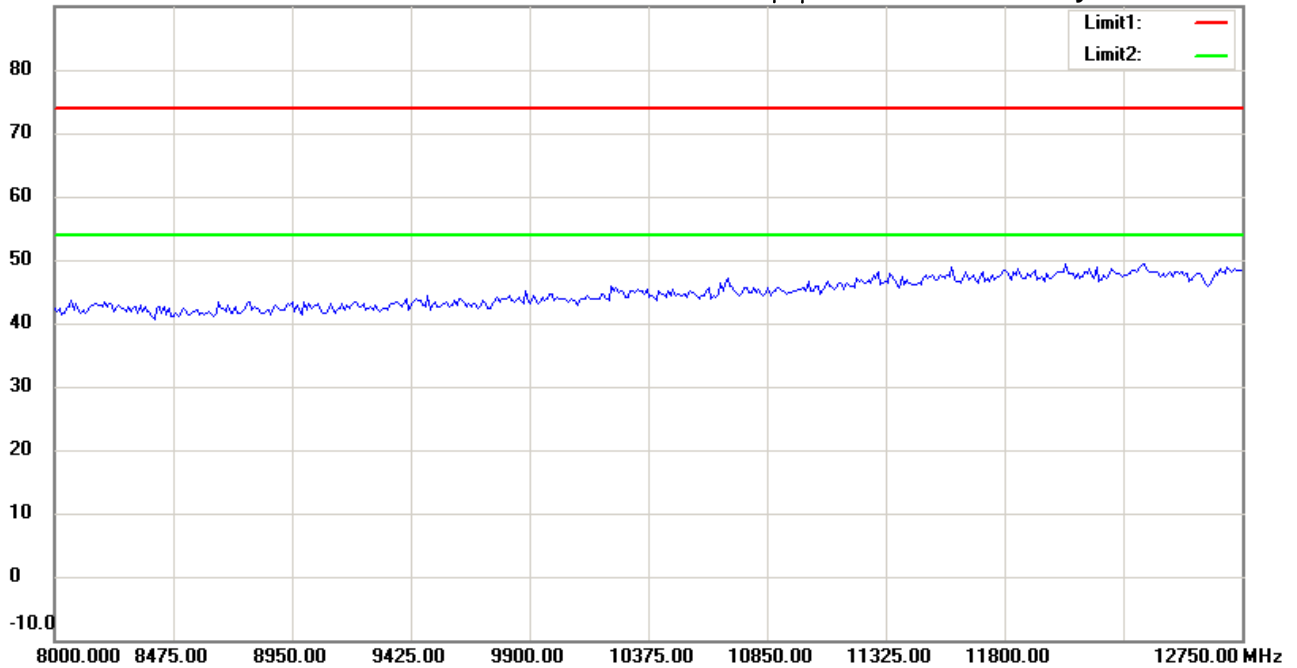
Date: 2015/9/10

Temperature:24 °C

90.0 dBuV/m

Time: 下午 08:54:30

Humidity:60 %



Site : Chamber

Condition : FCC\_part 15 RE-Class B\_Above 1GHz\_PK

Polarization: *Vertical*

EUT : W6M21507-15160

Power : 120 Va.c.

M/N:

Distance: 3m

Test Mode : GSM 850 IDLE

Note :

Mk.	Frequency (MHz)	Reading (dBuV)	Detector	Corr. factor (dB/m)	Result (dBuV/m)	Limit (dBuV/m)	Ant.Pos (cm)	Tab.Pos (deg.)	Margin (dB)	Comment
-----	-----------------	----------------	----------	---------------------	-----------------	----------------	--------------	----------------	-------------	---------

\*:Maximum data    x:Over limit    !:over margin





Radiated Emission Measurement

Operator: Leon

File :1

Data :#1

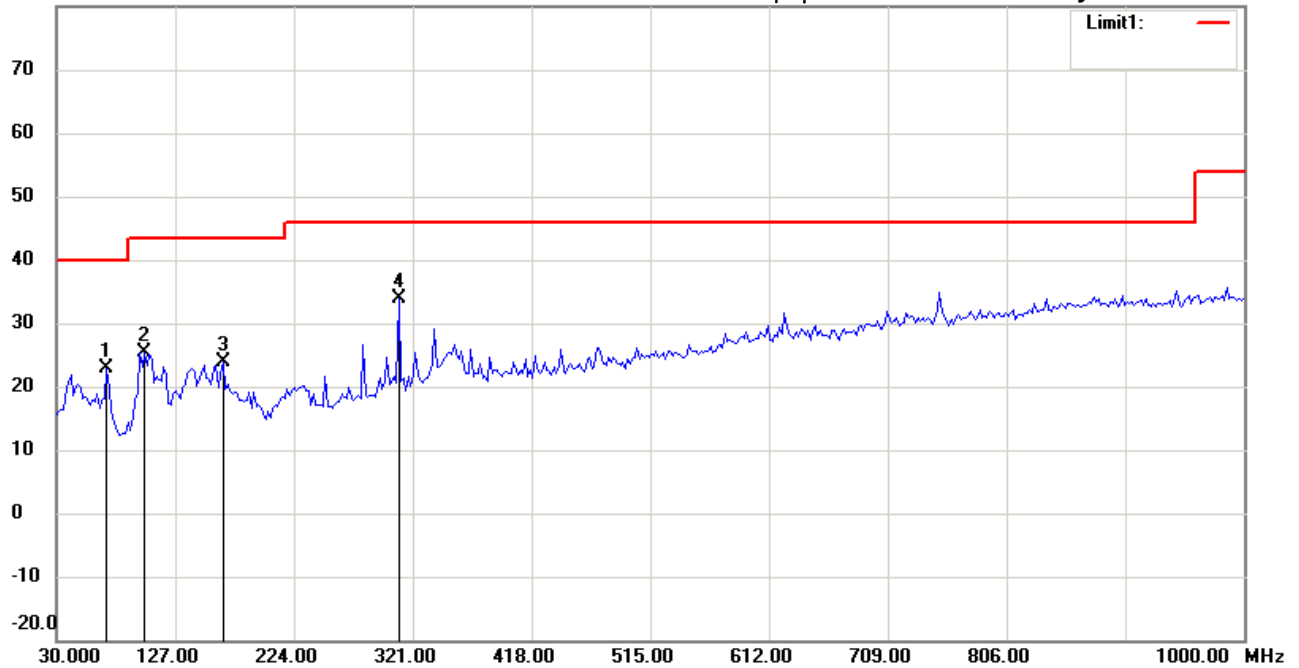
Date: 2015/9/3

Temperature:24 °C

80.0 dBuV/m

Time: 下午 02:45:40

Humidity:60 %



Site : Chamber

Condition : FCC\_part 15 RE-Class B\_30-1000MHz

Polarization: *Horizontal*

EUT : W6M21507-15161

Power : 120 Va.c.

M/N:

Distance: 3m

Test Mode : PCS 1900 IDLE

Note :

Mk.	Frequency (MHz)	Reading (dBuV)	Detector	Corr. factor (dB/m)	Result (dBuV/m)	Limit (dBuV/m)	Ant.Pos (cm)	Tab.Pos (deg.)	Margin (dB)	Comment
	70.8215	11.03	peak	11.76	22.79	40.00	100	90	-17.21	
	101.9237	13.66	peak	11.79	25.45	43.50	100	55	-18.05	
	166.0721	8.59	peak	15.25	23.84	43.50	100	120	-19.66	
*	309.9198	17.56	peak	16.30	33.86	46.00	100	165	-12.14	

\*:Maximum data    x:Over limit    !:over margin



**Radiated Emission Measurement**

Operator: Leon

File :1

Data :#2

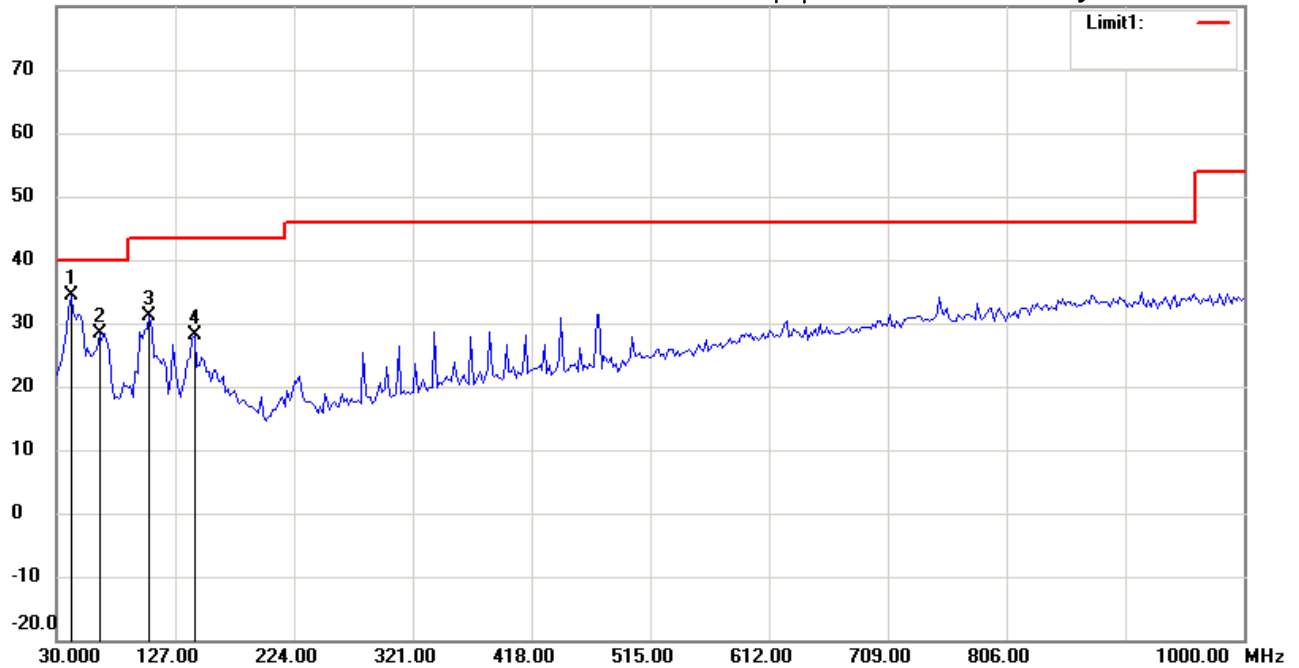
Date: 2015/9/3

Temperature:24 °C

80.0 dBuV/m

Time: 下午 02:46:26

Humidity:60 %



Site : Chamber

Condition : FCC\_part 15 RE-Class B\_30-1000MHz

Polarization: *Vertical*

EUT : W6M21507-15161

Power : 120 Va.c.

M/N:

Distance: 3m

Test Mode : PCS 1900 IDLE

Note :

Mk.	Frequency (MHz)	Reading (dBuV)	Detector	Corr. factor (dB/m)	Result (dBuV/m)	Limit (dBuV/m)	Ant.Pos (cm)	Tab.Pos (deg.)	Margin (dB)	Comment
*	41.6632	19.74	peak	14.70	34.44	40.00	100	35	-5.56	
	64.9900	15.79	peak	12.51	28.30	40.00	100	175	-11.70	
	105.8115	18.70	peak	12.50	31.20	43.50	100	60	-12.30	
	142.7453	12.66	peak	15.43	28.09	43.50	100	110	-15.41	

\*:Maximum data    x:Over limit    !:over margin



**Radiated Emission Measurement**

Operator: Roy

File :3

Data :#1

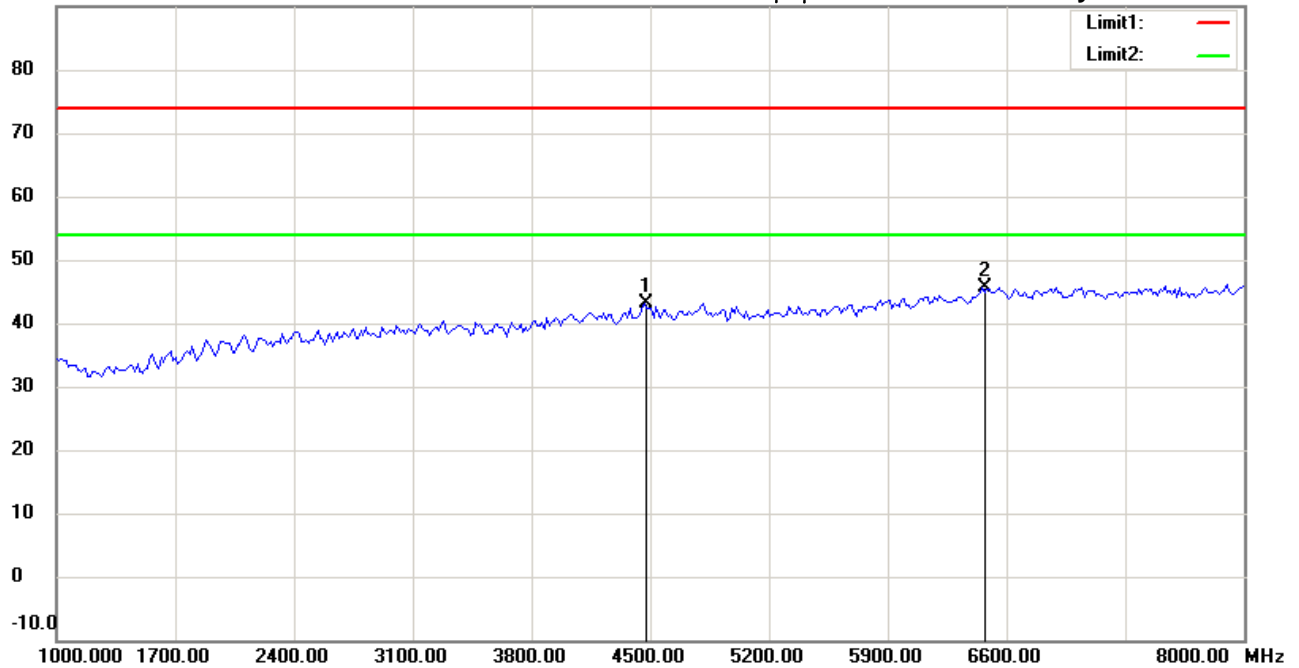
Date: 2015/9/10

Temperature:24 °C

90.0 dBuV/m

Time: 下午 08:59:19

Humidity:60 %



Site : Chamber

Condition : FCC\_part 15 RE-Class B\_Above 1GHz\_PK

Polarization: *Horizontal*

EUT : W6M21507-15161

Power : 120 Va.c.

M/N:

Distance: 3m

Test Mode : PCS 1900 IDLE

Note :

Mk.	Frequency (MHz)	Reading (dBuV)	Detector	Corr. factor (dB/m)	Result (dBuV/m)	Limit (dBuV/m)	Ant.Pos (cm)	Tab.Pos (deg.)	Margin (dB)	Comment
	4464.930	42.34	peak	0.75	43.09	74.00	100	60	-30.91	
*	6456.914	40.10	peak	5.43	45.53	74.00	100	175	-28.47	

\*:Maximum data    x:Over limit    !:over margin



**Radiated Emission Measurement**

Operator: Roy

File :3

Data :#5

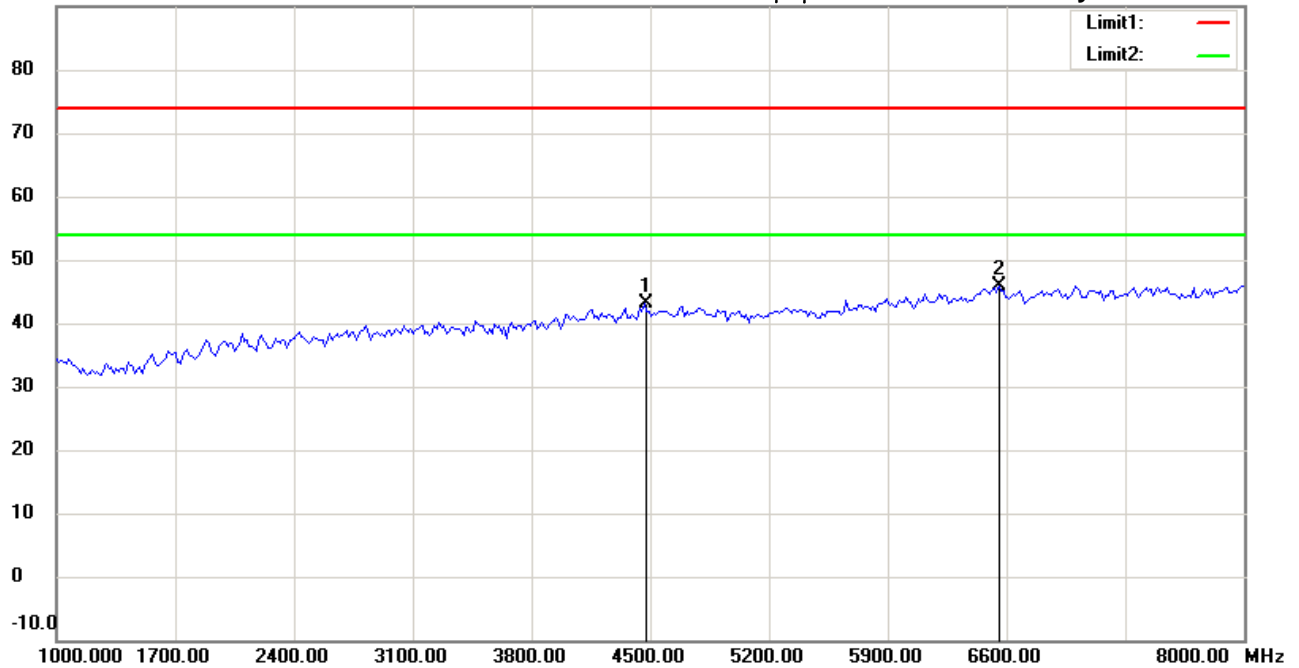
Date: 2015/9/10

Temperature:24 °C

90.0 dBuV/m

Time: 下午 09:00:12

Humidity:60 %



Site : Chamber

Condition : FCC\_part 15 RE-Class B\_Above 1GHz\_PK

Polarization: **Vertical**

EUT : W6M21507-15161

Power : 120 Va.c.

M/N:

Distance: 3m

Test Mode : PCS 1900 IDLE

Note :

Mk.	Frequency (MHz)	Reading (dBuV)	Detector	Corr. factor (dB/m)	Result (dBuV/m)	Limit (dBuV/m)	Ant.Pos (cm)	Tab.Pos (deg.)	Margin (dB)	Comment
	4464.930	42.42	peak	0.75	43.17	74.00	100	130	-30.83	
*	6555.110	39.93	peak	5.88	45.81	74.00	100	250	-28.19	

\*:Maximum data    x:Over limit    !:over margin



Radiated Emission Measurement

Operator: Roy

File :3

Data :#2

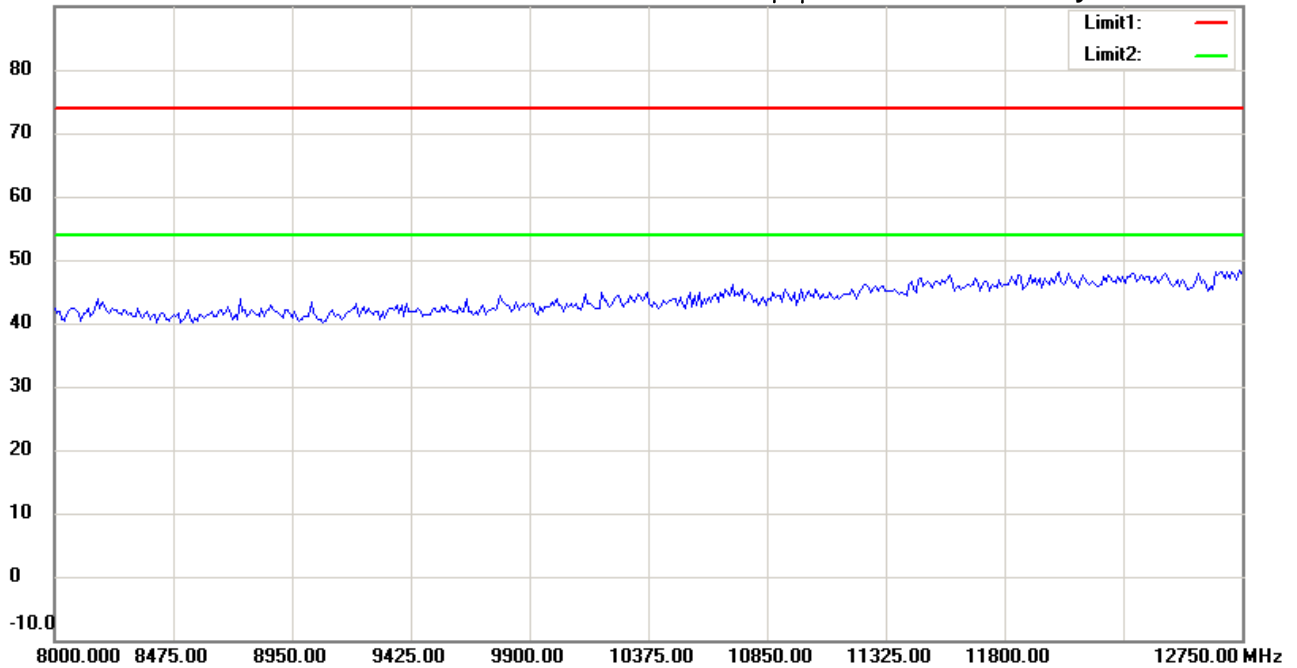
Date: 2015/9/10

Temperature:24 °C

90.0 dBuV/m

Time: 下午 08:59:30

Humidity:60 %



Site : Chamber

Condition : FCC\_part 15 RE-Class B\_Above 1GHz\_PK

Polarization: *Horizontal*

EUT : W6M21507-15161

Power : 120 Va.c.

M/N:

Distance: 3m

Test Mode : PCS 1900 IDLE

Note :

Mk.	Frequency (MHz)	Reading (dBuV)	Detector	Corr. factor (dB/m)	Result (dBuV/m)	Limit (dBuV/m)	Ant.Pos (cm)	Tab.Pos (deg.)	Margin (dB)	Comment
-----	-----------------	----------------	----------	---------------------	-----------------	----------------	--------------	----------------	-------------	---------

\*:Maximum data    x:Over limit    !:over margin



Radiated Emission Measurement

Operator: Roy

File :3

Data :#6

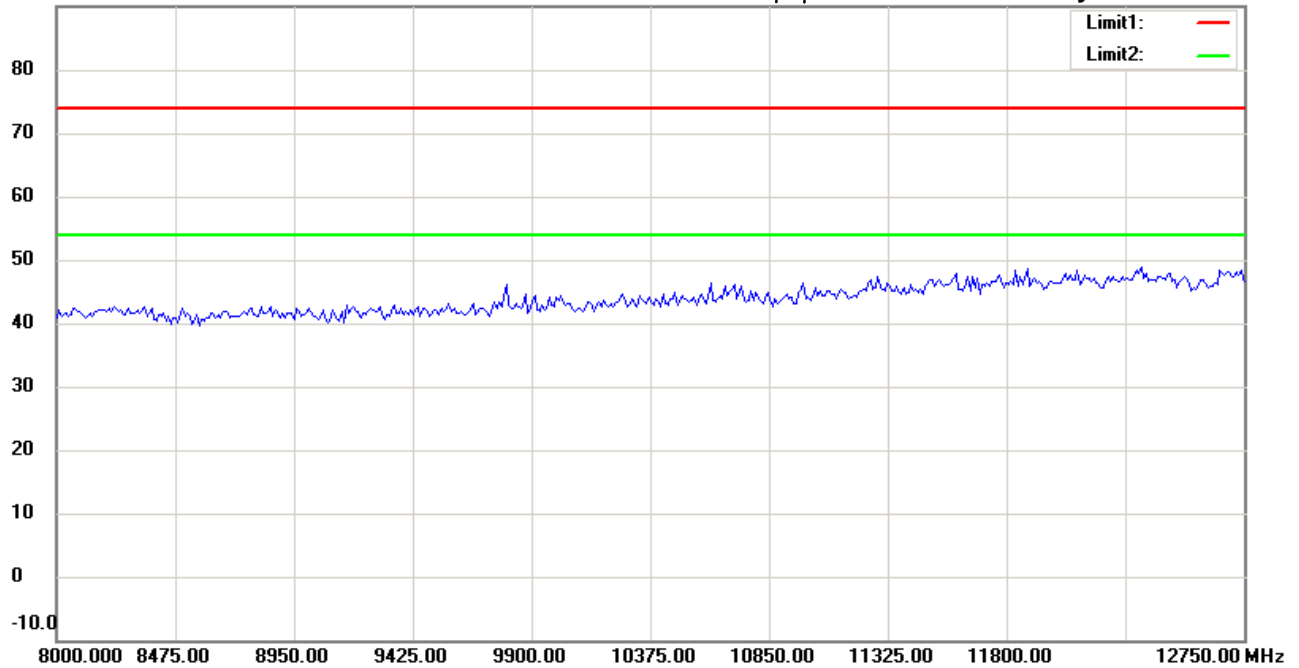
Date: 2015/9/10

Temperature:24 °C

90.0 dBuV/m

Time: 下午 09:00:24

Humidity:60 %



Site : Chamber

Condition : FCC\_part 15 RE-Class B\_Above 1GHz\_PK

Polarization: *Vertical*

EUT : W6M21507-15161

Power : 120 Va.c.

M/N:

Distance: 3m

Test Mode : PCS 1900 IDLE

Note :

Mk.	Frequency (MHz)	Reading (dBuV)	Detector	Corr. factor (dB/m)	Result (dBuV/m)	Limit (dBuV/m)	Ant.Pos (cm)	Tab.Pos (deg.)	Margin (dB)	Comment
-----	-----------------	----------------	----------	---------------------	-----------------	----------------	--------------	----------------	-------------	---------

\*:Maximum data    x:Over limit    !:over margin



Radiated Emission Measurement

Operator: Roy

File :3

Data :#3

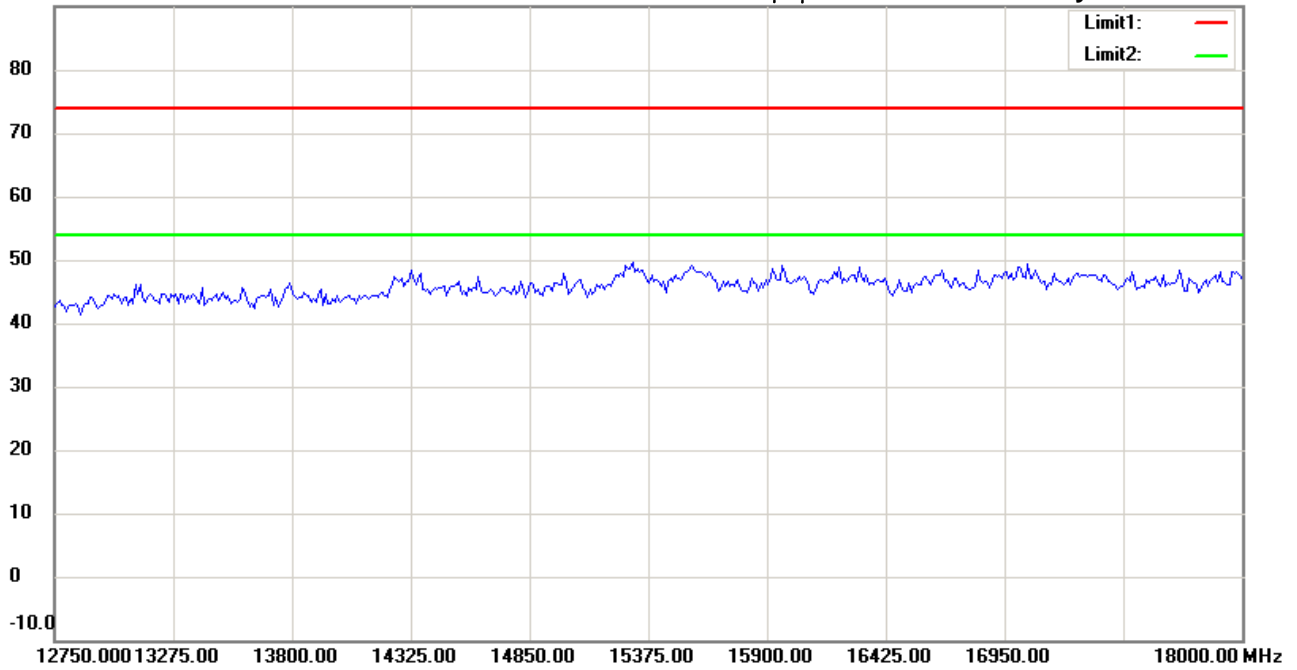
Date: 2015/9/10

Temperature:24 °C

90.0 dBuV/m

Time: 下午 08:59:54

Humidity:60 %



Site : Chamber

Condition : FCC\_part 15 RE-Class B\_Above 1GHz\_PK

EUT : W6M21507-15161

M/N:

Test Mode : PCS 1900 IDLE

Note :

Polarization: *Horizontal*

Power : 120 Va.c.

Distance: 3m

Mk.	Frequency (MHz)	Reading (dBuV)	Detector	Corr. factor (dB/m)	Result (dBuV/m)	Limit (dBuV/m)	Ant.Pos (cm)	Tab.Pos (deg.)	Margin (dB)	Comment
-----	-----------------	----------------	----------	---------------------	-----------------	----------------	--------------	----------------	-------------	---------

\*:Maximum data    x:Over limit    !:over margin



Address: No.5-1, Lishui, Shuang Sing Village, Wanli, New Taipei  
 Tel: +886-2-2492-9447  
 Fax:

**Radiated Emission Measurement**

Operator: Roy

File :3

Data :#7

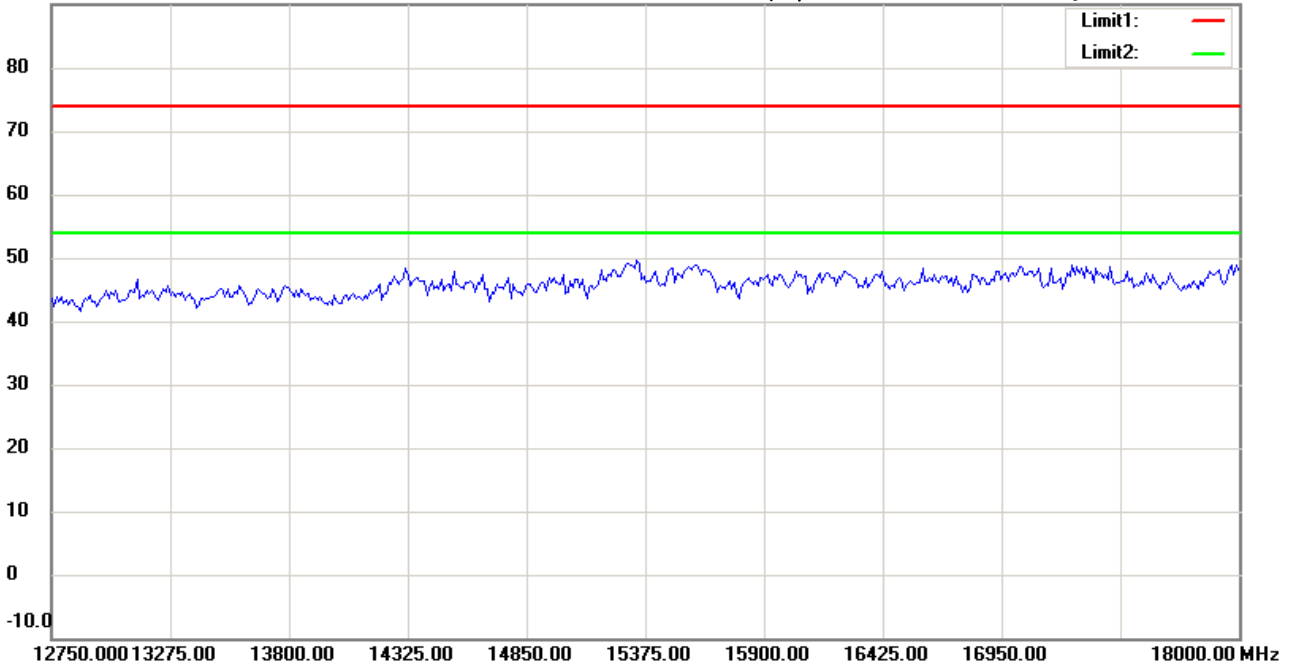
Date: 2015/9/10

Temperature: 24 °C

90.0 dBuV/m

Time: 下午 09:00:48

Humidity: 60 %



Site : Chamber

Condition : FCC\_part 15 RE-Class B\_Above 1GHz\_PK

Polarization: *Vertical*

EUT : W6M21507-15161

Power : 120 Va.c.

M/N:

Distance: 3m

Test Mode : PCS 1900 IDLE

Note :

Mk.	Frequency (MHz)	Reading (dBuV)	Detector	Corr. factor (dB/m)	Result (dBuV/m)	Limit (dBuV/m)	Ant.Pos (cm)	Tab.Pos (deg.)	Margin (dB)	Comment
-----	-----------------	----------------	----------	---------------------	-----------------	----------------	--------------	----------------	-------------	---------

\*:Maximum data    x:Over limit    !:over margin





**Radiated Emission Measurement**

Operator: Roy

File :3

Data :#4

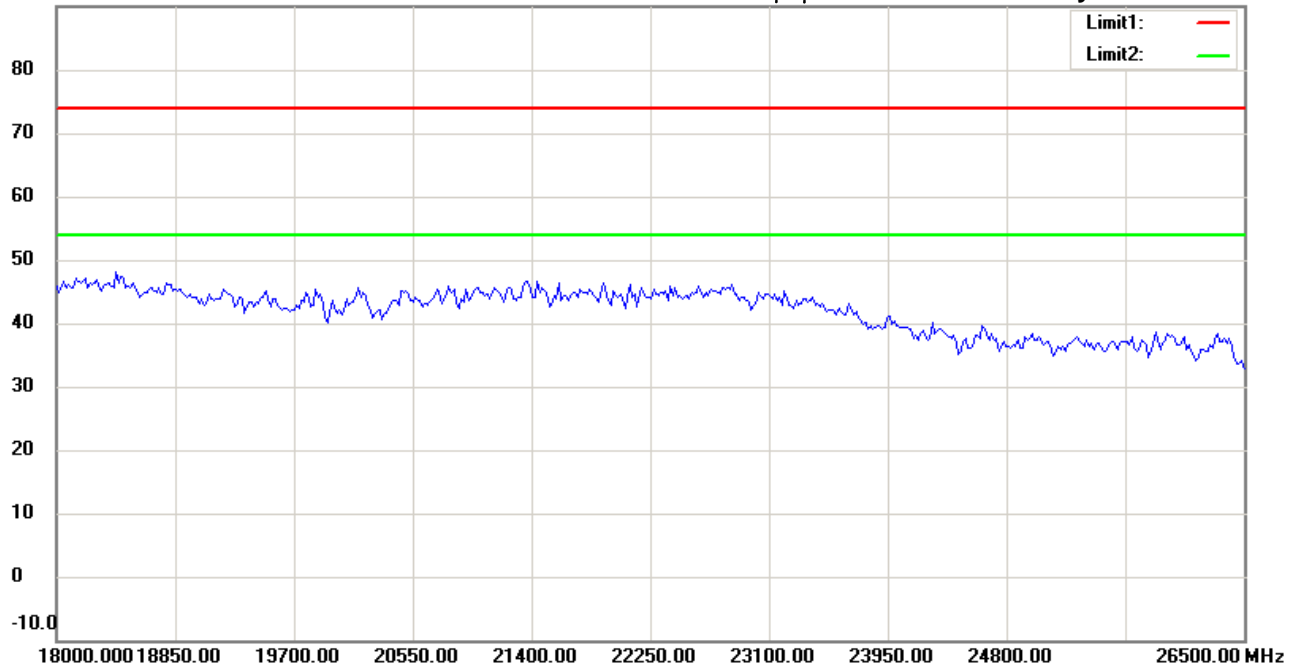
Date: 2015/9/10

Temperature:24 °C

90.0 dBuV/m

Time: 下午 09:00:05

Humidity:60 %



Site : Chamber

Condition : FCC\_part 15 RE-Class B\_Above 1GHz\_PK

Polarization: *Horizontal*

EUT : W6M21507-15161

Power : 120 Va.c.

M/N:

Distance: 3m

Test Mode : PCS 1900 IDLE

Note :

Mk.	Frequency (MHz)	Reading (dBuV)	Detector	Corr. factor (dB/m)	Result (dBuV/m)	Limit (dBuV/m)	Ant.Pos (cm)	Tab.Pos (deg.)	Margin (dB)	Comment
-----	-----------------	----------------	----------	---------------------	-----------------	----------------	--------------	----------------	-------------	---------

\*:Maximum data    x:Over limit    !:over margin



Radiated Emission Measurement

Operator: Roy

File :3

Data :#8

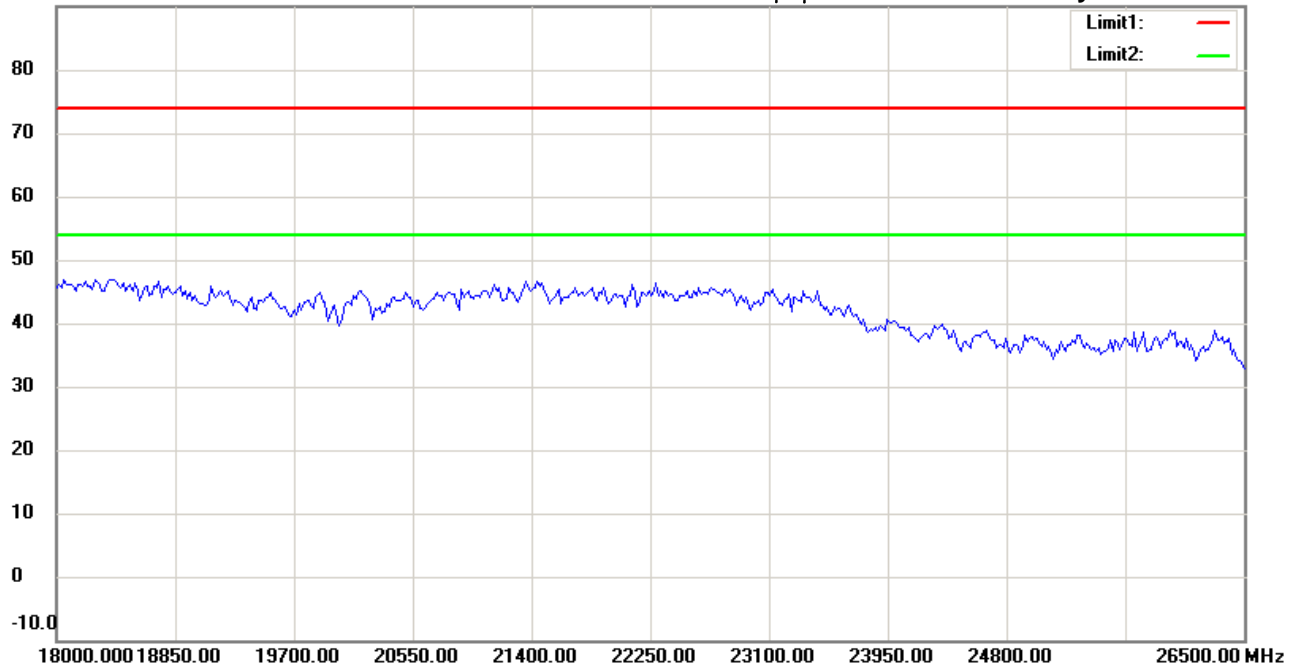
Date: 2015/9/10

Temperature:24 °C

90.0 dBuV/m

Time: 下午 09:00:58

Humidity:60 %



Site : Chamber

Condition : FCC\_part 15 RE-Class B\_Above 1GHz\_PK

EUT : W6M21507-15161

M/N:

Test Mode : PCS 1900 IDLE

Note :

Polarization: *Vertical*

Power : 120 Va.c.

Distance: 3m

Mk.	Frequency (MHz)	Reading (dBuV)	Detector	Corr. factor (dB/m)	Result (dBuV/m)	Limit (dBuV/m)	Ant.Pos (cm)	Tab.Pos (deg.)	Margin (dB)	Comment
-----	-----------------	----------------	----------	---------------------	-----------------	----------------	--------------	----------------	-------------	---------

\*:Maximum data    x:Over limit    !:over margin



Radiated Emission Measurement

Operator: Leon

File :1

Data :#1

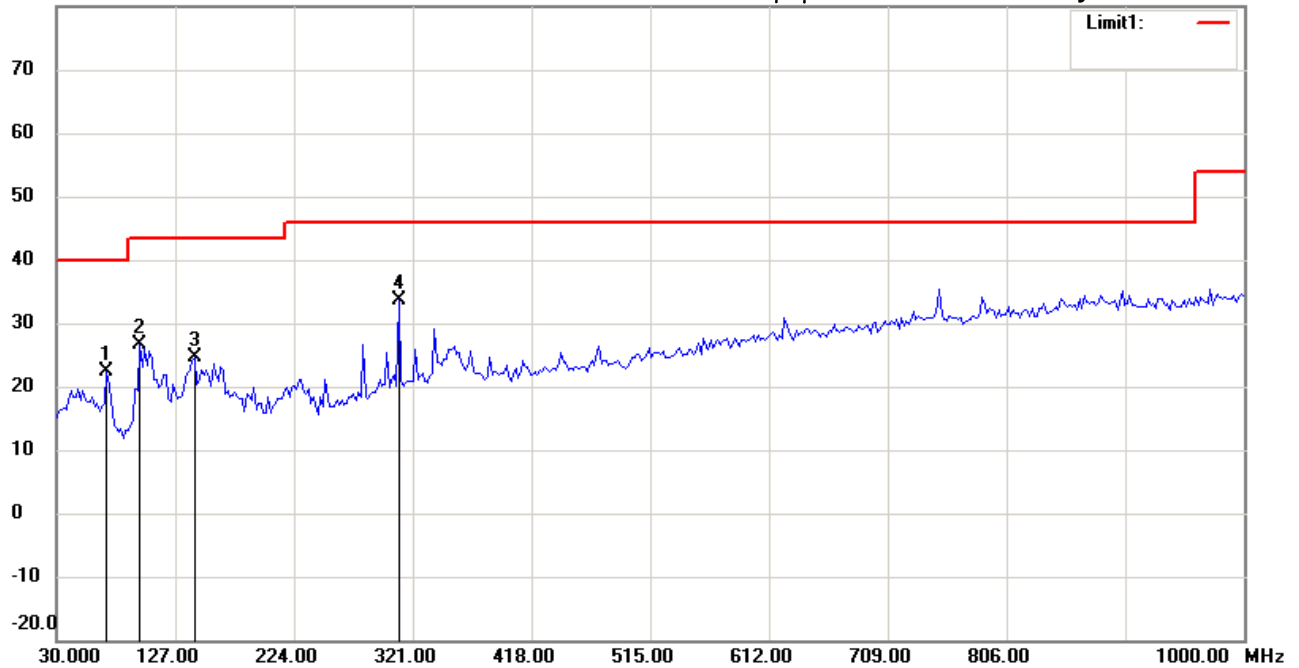
Date: 2015/9/3

Temperature:24 °C

80.0 dBuV/m

Time: 下午 03:02:23

Humidity:60 %



Site : Chamber

Condition : FCC\_part 15 RE-Class B\_30-1000MHz

Polarization: *Horizontal*

EUT : W6M21507-15160

Power : 120 Va.c.

M/N:

Distance: 3m

Test Mode : WCDMA Band II IDLE

Note :

Mk.	Frequency (MHz)	Reading (dBuV)	Detector	Corr. factor (dB/m)	Result (dBuV/m)	Limit (dBuV/m)	Ant.Pos (cm)	Tab.Pos (deg.)	Margin (dB)	Comment
	70.8215	10.62	peak	11.76	22.38	40.00	100	80	-17.62	
	98.0361	15.60	peak	10.91	26.51	43.50	100	165	-16.99	
	142.7453	9.25	peak	15.43	24.68	43.50	100	95	-18.82	
*	309.9198	17.30	peak	16.30	33.60	46.00	100	50	-12.40	

\*:Maximum data    x:Over limit    !:over margin



Radiated Emission Measurement

Operator: Leon

File :1

Data :#2

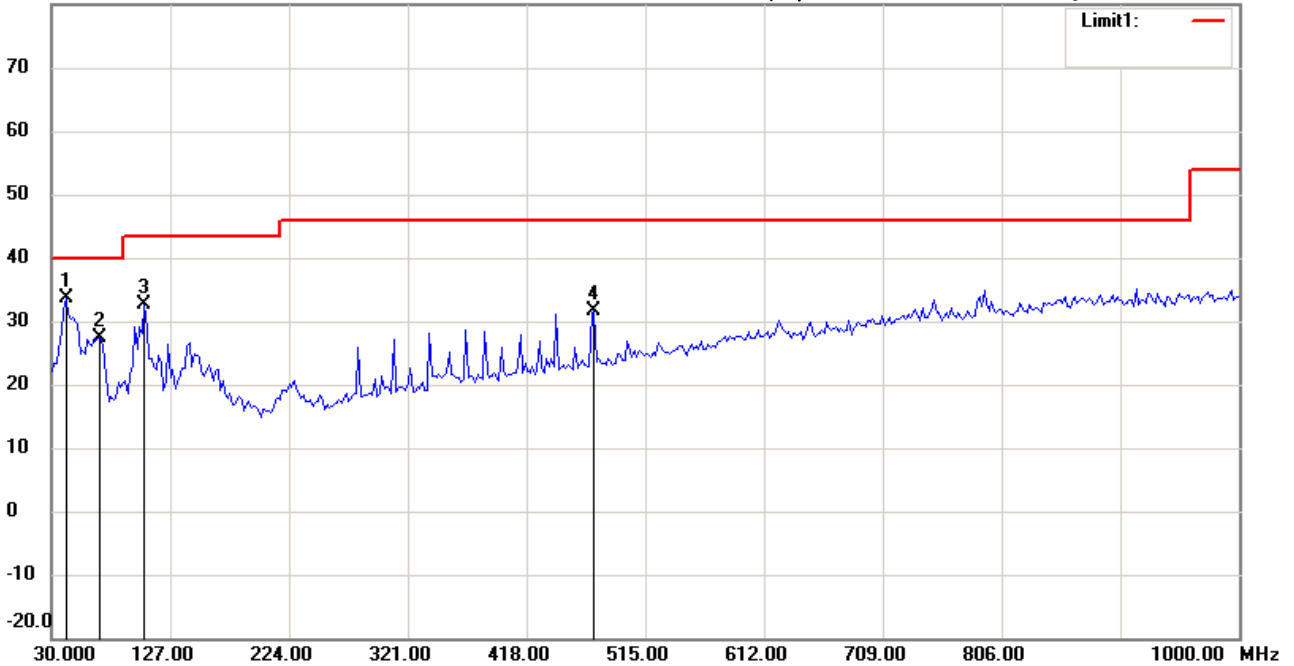
Date: 2015/9/3

Temperature: 24 °C

80.0 dBuV/m

Time: 下午 03:03:08

Humidity: 60 %



Site : Chamber

Condition : FCC\_part 15 RE-Class B\_30-1000MHz

Polarization: *Vertical*

EUT : W6M21507-15160

Power : 120 Va.c.

M/N:

Distance: 3m

Test Mode : WCDMA Band II IDLE

Note :

Mk.	Frequency (MHz)	Reading (dBuV)	Detector	Corr. factor (dB/m)	Result (dBuV/m)	Limit (dBuV/m)	Ant.Pos (cm)	Tab.Pos (deg.)	Margin (dB)	Comment
*	41.6633	18.94	peak	14.70	33.64	40.00	100	95	-6.36	
	68.8777	15.38	peak	12.04	27.42	40.00	100	170	-12.58	
	105.8116	20.08	peak	12.50	32.58	43.50	100	160	-10.92	
	473.2064	11.13	peak	20.46	31.59	46.00	100	135	-14.41	



**Radiated Emission Measurement**

Operator: Roy

File :3

Data :#1

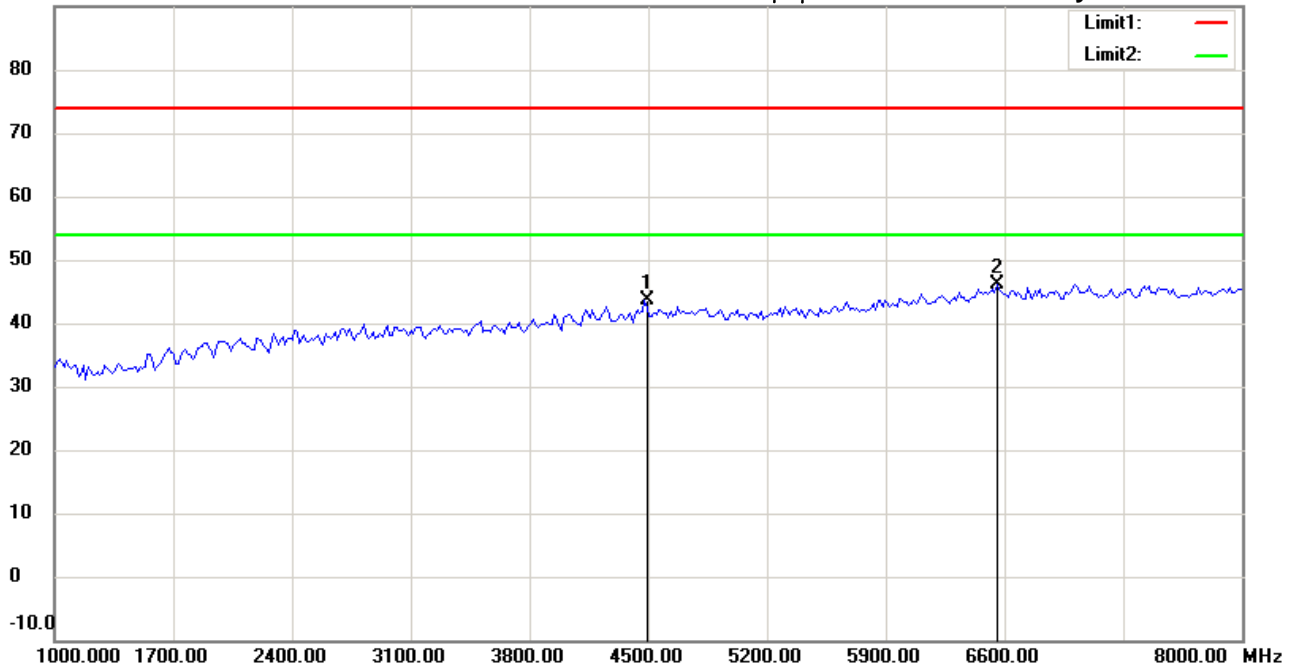
Date: 2015/9/10

Temperature:24 °C

90.0 dBuV/m

Time: 下午 09:02:25

Humidity:60 %



Site : Chamber

Condition : FCC\_part 15 RE-Class B\_Above 1GHz\_PK

Polarization: *Horizontal*

EUT : W6M21507-15160

Power : 120 Va.c.

M/N:

Distance: 3m

Test Mode : WCDMA Band II IDLE

Note :

Mk.	Frequency (MHz)	Reading (dBuV)	Detector	Corr. factor (dB/m)	Result (dBuV/m)	Limit (dBuV/m)	Ant.Pos (cm)	Tab.Pos (deg.)	Margin (dB)	Comment
	4478.958	42.62	peak	0.92	43.54	74.00	100	100	-30.46	
*	6555.110	40.29	peak	5.88	46.17	74.00	100	265	-27.83	

\*:Maximum data    x:Over limit    !:over margin



Radiated Emission Measurement

Operator: Roy

File :3

Data :#5

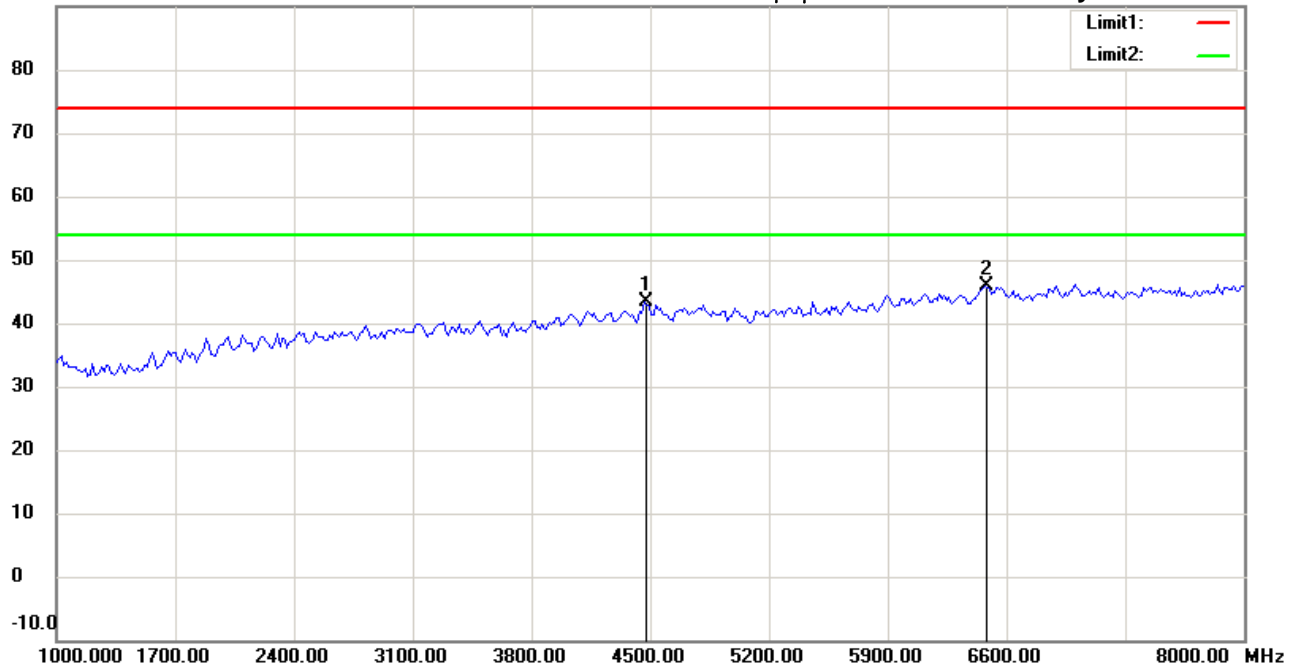
Date: 2015/9/10

Temperature:24 °C

90.0 dBuV/m

Time: 下午 09:03:18

Humidity:60 %



Site : Chamber

Condition : FCC\_part 15 RE-Class B\_Above 1GHz\_PK

Polarization: *Vertical*

EUT : W6M21507-15160

Power : 120 Va.c.

M/N:

Distance: 3m

Test Mode : WCDMA Band II IDLE

Note :

Mk.	Frequency (MHz)	Reading (dBuV)	Detector	Corr. factor (dB/m)	Result (dBuV/m)	Limit (dBuV/m)	Ant.Pos (cm)	Tab.Pos (deg.)	Margin (dB)	Comment
	4464.930	42.57	peak	0.75	43.32	74.00	100	195	-30.68	
*	6470.942	40.24	peak	5.59	45.83	74.00	100	285	-28.17	

\*:Maximum data    x:Over limit    !:over margin



Radiated Emission Measurement

Operator: Roy

File :3

Data :#2

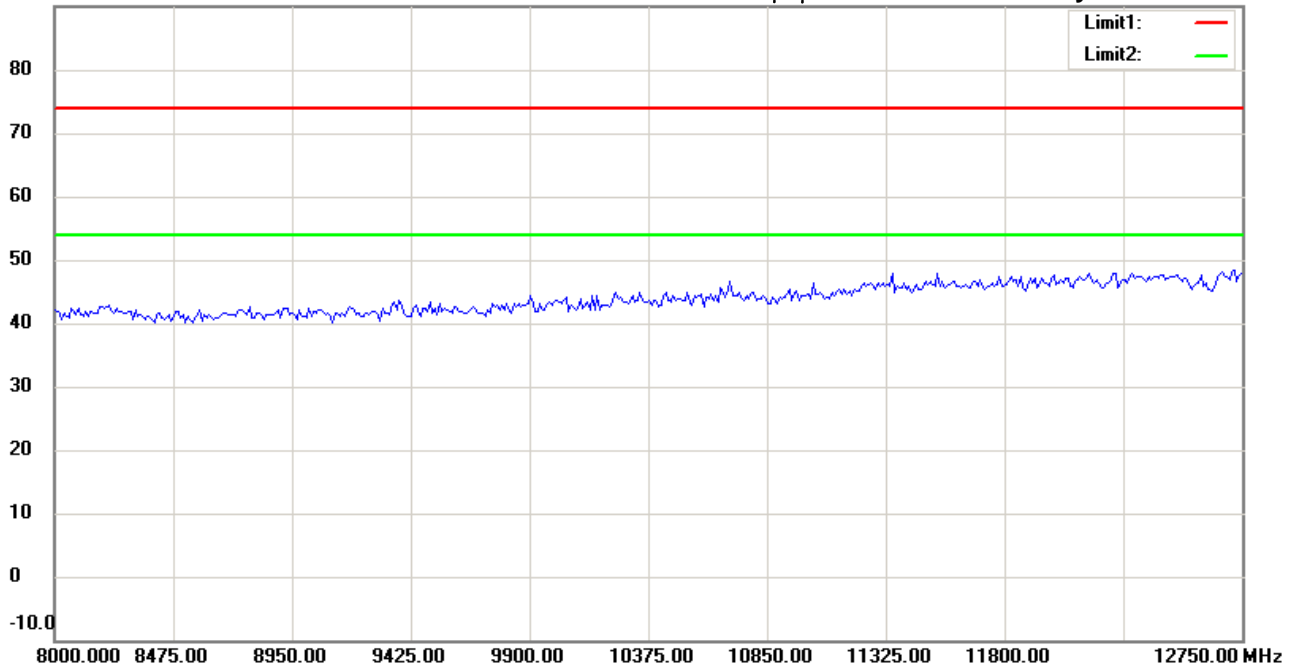
Date: 2015/9/10

Temperature:24 °C

90.0 dBuV/m

Time: 下午 09:02:36

Humidity:60 %



Site : Chamber

Condition : FCC\_part 15 RE-Class B\_Above 1GHz\_PK

Polarization: *Horizontal*

EUT : W6M21507-15160

Power : 120 Va.c.

M/N:

Distance: 3m

Test Mode : WCDMA Band II IDLE

Note :

Mk.	Frequency (MHz)	Reading (dBuV)	Detector	Corr. factor (dB/m)	Result (dBuV/m)	Limit (dBuV/m)	Ant.Pos (cm)	Tab.Pos (deg.)	Margin (dB)	Comment
-----	-----------------	----------------	----------	---------------------	-----------------	----------------	--------------	----------------	-------------	---------

\*:Maximum data    x:Over limit    !:over margin



Radiated Emission Measurement

Operator: Roy

File :3

Data :#6

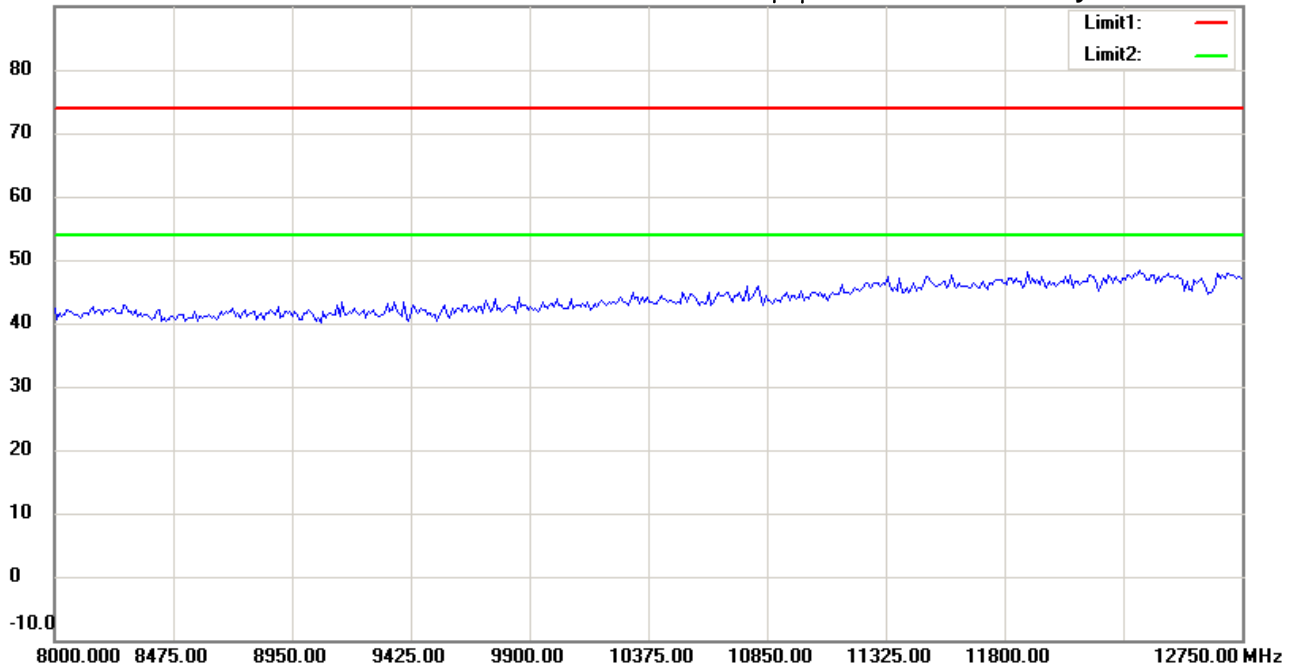
Date: 2015/9/10

Temperature:24 °C

90.0 dBuV/m

Time: 下午 09:03:30

Humidity:60 %



Site : Chamber

Condition : FCC\_part 15 RE-Class B\_Above 1GHz\_PK

EUT : W6M21507-15160

M/N:

Test Mode : WCDMA Band II IDLE

Note :

Polarization: *Vertical*

Power : 120 Va.c.

Distance: 3m

Mk.	Frequency (MHz)	Reading (dBuV)	Detector	Corr. factor (dB/m)	Result (dBuV/m)	Limit (dBuV/m)	Ant.Pos (cm)	Tab.Pos (deg.)	Margin (dB)	Comment
-----	-----------------	----------------	----------	---------------------	-----------------	----------------	--------------	----------------	-------------	---------

\*:Maximum data    x:Over limit    !:over margin





Radiated Emission Measurement

Operator: Roy

File :3

Data :#3

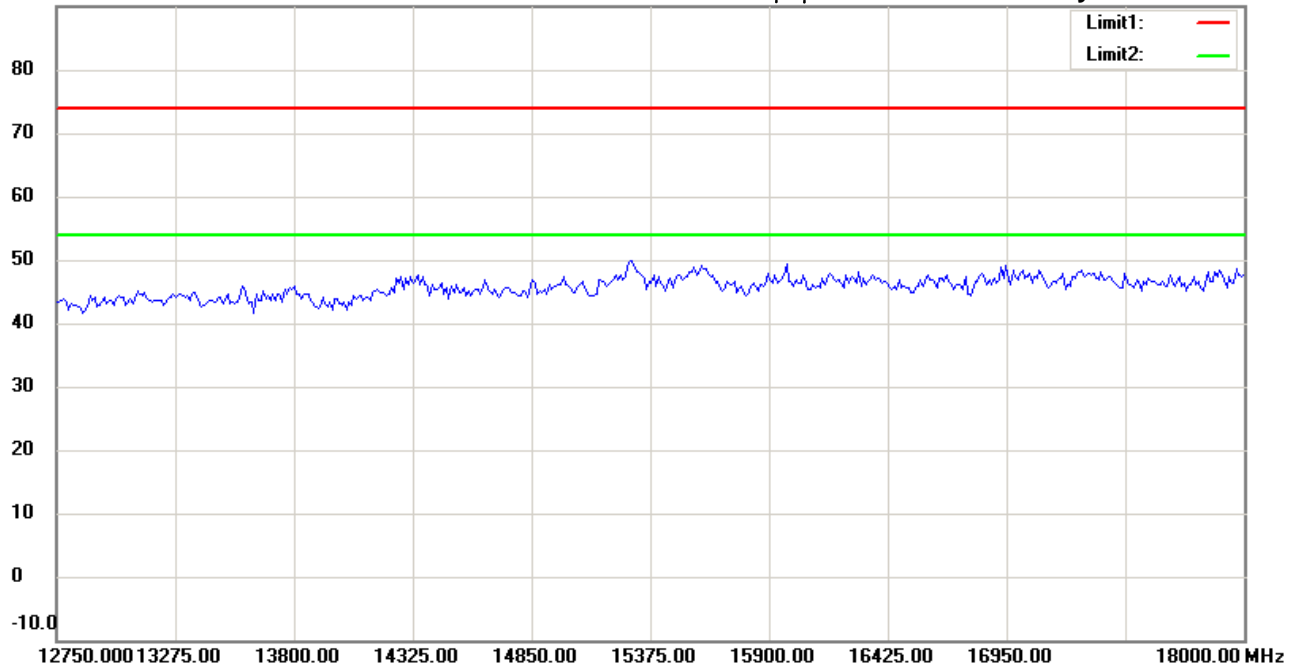
Date: 2015/9/10

Temperature:24 °C

90.0 dBuV/m

Time: 下午 09:03:01

Humidity:60 %



Site : Chamber

Condition : FCC\_part 15 RE-Class B\_Above 1GHz\_PK

EUT : W6M21507-15160

M/N:

Test Mode : WCDMA Band II IDLE

Note :

Polarization: *Horizontal*

Power : 120 Va.c.

Distance: 3m

Mk.	Frequency (MHz)	Reading (dBuV)	Detector	Corr. factor (dB/m)	Result (dBuV/m)	Limit (dBuV/m)	Ant.Pos (cm)	Tab.Pos (deg.)	Margin (dB)	Comment
-----	-----------------	----------------	----------	---------------------	-----------------	----------------	--------------	----------------	-------------	---------

\*:Maximum data    x:Over limit    !:over margin



Radiated Emission Measurement

Operator: Roy

File :3

Data :#7

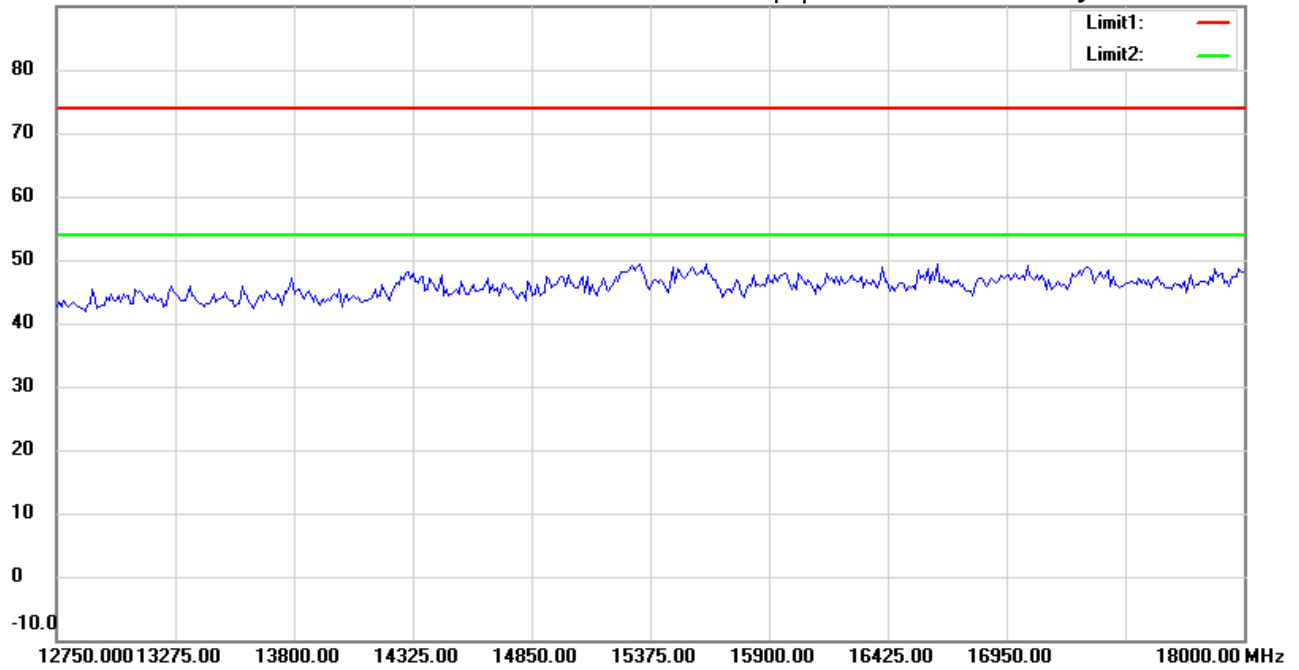
Date: 2015/9/10

Temperature:24 °C

90.0 dBuV/m

Time: 下午 09:03:54

Humidity:60 %



Site : Chamber

Condition : FCC\_part 15 RE-Class B\_Above 1GHz\_PK

Polarization: *Vertical*

EUT : W6M21507-15160

Power : 120 Va.c.

M/N:

Distance: 3m

Test Mode : WCDMA Band II IDLE

Note :

Mk.	Frequency (MHz)	Reading (dBuV)	Detector	Corr. factor (dB/m)	Result (dBuV/m)	Limit (dBuV/m)	Ant.Pos (cm)	Tab.Pos (deg.)	Margin (dB)	Comment
-----	-----------------	----------------	----------	---------------------	-----------------	----------------	--------------	----------------	-------------	---------

\*:Maximum data    x:Over limit    !:over margin



Radiated Emission Measurement

Operator: Roy

File :3

Data :#4

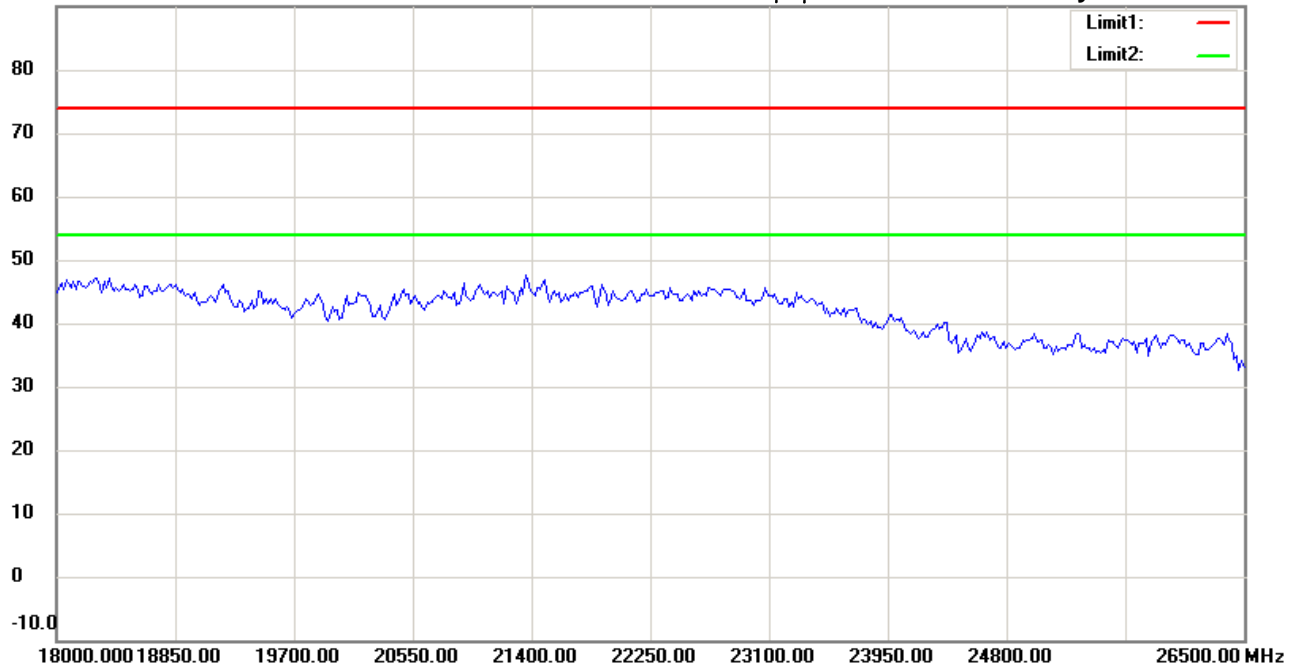
Date: 2015/9/10

Temperature:24 °C

90.0 dBuV/m

Time: 下午 09:03:11

Humidity:60 %



Site : Chamber

Condition : FCC\_part 15 RE-Class B\_Above 1GHz\_PK

Polarization: *Horizontal*

EUT : W6M21507-15160

Power : 120 Va.c.

M/N:

Distance: 3m

Test Mode : WCDMA Band II IDLE

Note :

Mk.	Frequency (MHz)	Reading (dBuV)	Detector	Corr. factor (dB/m)	Result (dBuV/m)	Limit (dBuV/m)	Ant.Pos (cm)	Tab.Pos (deg.)	Margin (dB)	Comment
-----	-----------------	----------------	----------	---------------------	-----------------	----------------	--------------	----------------	-------------	---------

\*:Maximum data    x:Over limit    !:over margin



Address: No.5-1, Lishui, Shuang Sing Village, Wanli, New Taipei  
 Tel: +886-2-2492-9447  
 Fax:

**Radiated Emission Measurement**

Operator: Roy

File :3

Data :#8

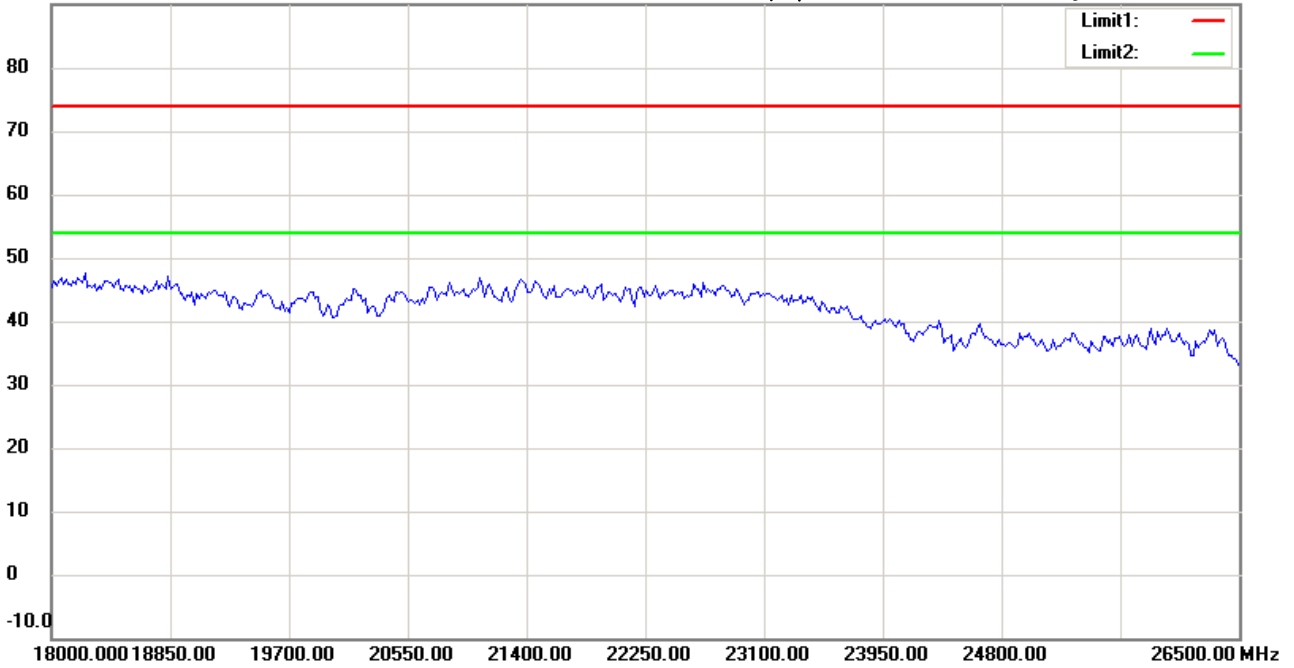
Date: 2015/9/10

Temperature: 24 °C

90.0 dBuV/m

Time: 下午 09:04:04

Humidity: 60 %



Site : Chamber

Condition : FCC\_part 15 RE-Class B\_Above 1GHz\_PK

Polarization: *Vertical*

EUT : W6M21507-15160

Power : 120 Va.c.

M/N:

Distance: 3m

Test Mode : WCDMA Band II IDLE

Note :

Mk.	Frequency (MHz)	Reading (dBuV)	Detector	Corr. factor (dB/m)	Result (dBuV/m)	Limit (dBuV/m)	Ant.Pos (cm)	Tab.Pos (deg.)	Margin (dB)	Comment
-----	-----------------	----------------	----------	---------------------	-----------------	----------------	--------------	----------------	-------------	---------

\*:Maximum data    x:Over limit    !:over margin



**Radiated Emission Measurement**

Operator: Roy

File :1

Data :#1

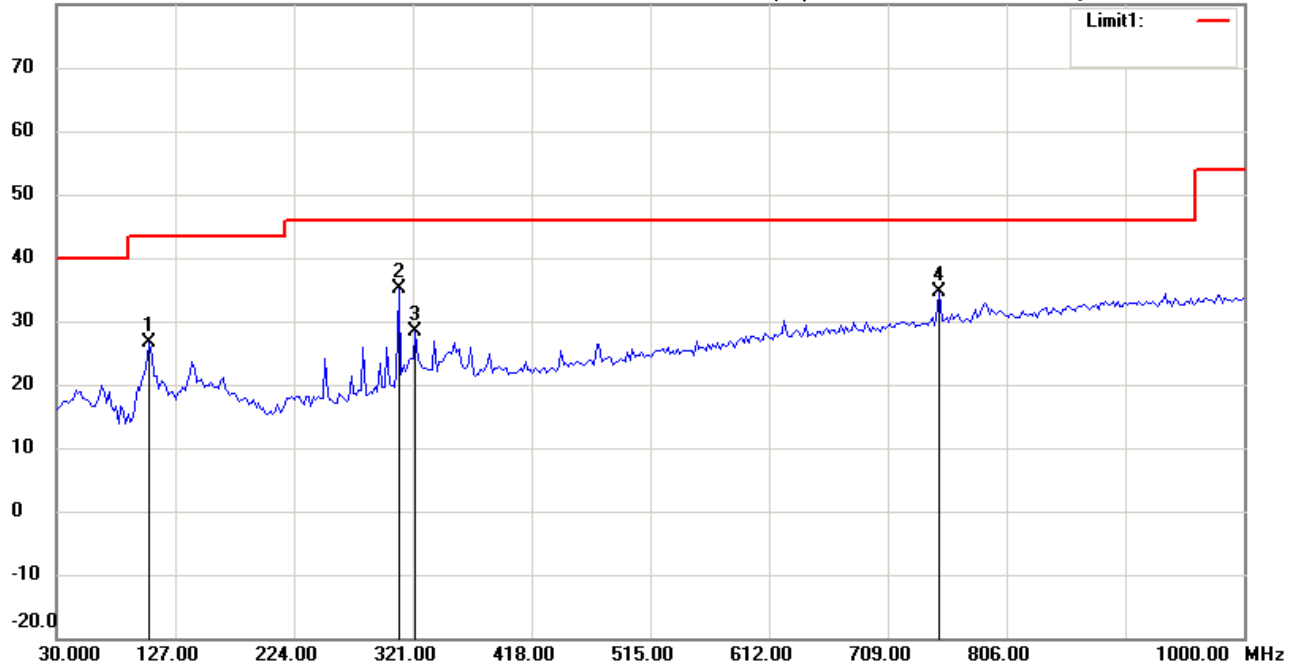
Date: 2015/9/10

Temperature:24 °C

80.0 dBuV/m

Time: 下午 10:09:53

Humidity:60 %



Site : Chamber

Condition : FCC\_part 15 RE-Class B\_30-1000MHz

Polarization: *Horizontal*

EUT : W6M21507-15160

Power : 120 Va.c.

M/N:

Distance: 3m

Test Mode : WCDMA Band V IDLE

Note :

Mk.	Frequency (MHz)	Reading (dBuV)	Detector	Corr. factor (dB/m)	Result (dBuV/m)	Limit (dBuV/m)	Ant.Pos (cm)	Tab.Pos (deg.)	Margin (dB)	Comment
	105.8115	14.13	peak	12.50	26.63	43.50	100	175	-16.87	
*	309.9198	18.73	peak	16.30	35.03	46.00	100	240	-10.97	
	323.5271	11.72	peak	16.68	28.40	46.00	100	320	-17.60	
	751.1824	8.75	peak	25.95	34.70	46.00	100	110	-11.30	

\*:Maximum data    x:Over limit    !:over margin



**Radiated Emission Measurement**

Operator: Roy

File :1

Data :#2

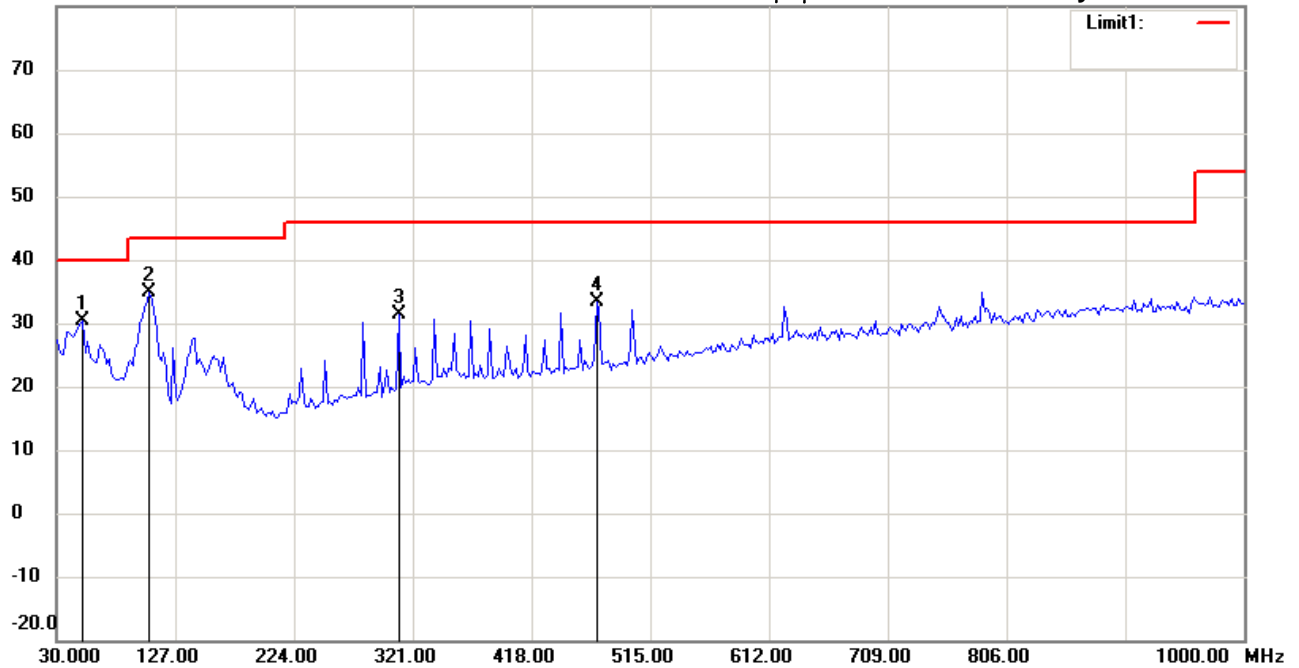
Date: 2015/9/10

Temperature:24 °C

80.0 dBuV/m

Time: 下午 10:14:25

Humidity:60 %



Site : Chamber

Condition : FCC\_part 15 RE-Class B\_30-1000MHz

Polarization: **Vertical**

EUT : W6M21507-15160

Power : 120 Va.c.

M/N:

Distance: 3m

Test Mode : WCDMA Band V IDLE

Note :

Mk.	Frequency (MHz)	Reading (dBuV)	Detector	Corr. factor (dB/m)	Result (dBuV/m)	Limit (dBuV/m)	Ant.Pos (cm)	Tab.Pos (deg.)	Margin (dB)	Comment
	51.3828	15.92	peak	14.41	30.33	40.00	100	145	-9.67	
*	105.8116	22.50	peak	12.50	35.00	43.50	100	195	-8.50	
	309.9198	15.17	peak	16.30	31.47	46.00	100	330	-14.53	
	471.2625	12.99	peak	20.41	33.40	46.00	100	225	-12.60	

\*:Maximum data    x:Over limit    !:over margin



Radiated Emission Measurement

Operator: Roy

File :3

Data :#1

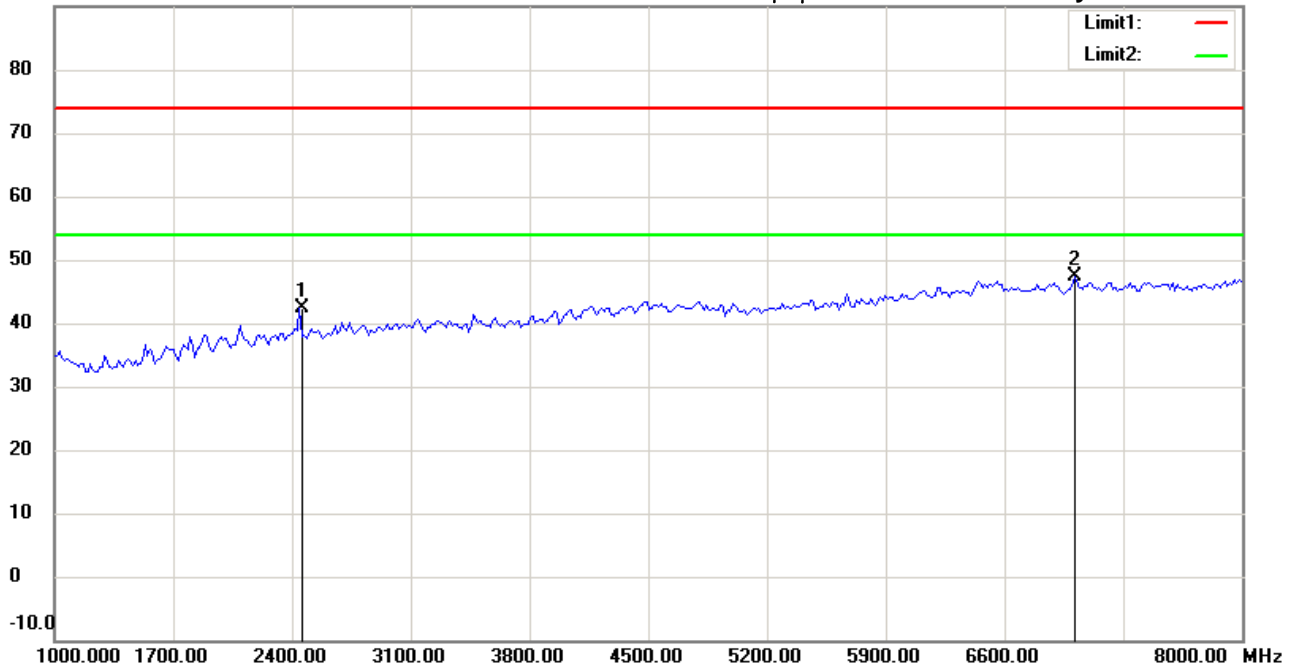
Date: 2015/9/10

Temperature:24 °C

90.0 dBuV/m

Time: 下午 09:07:52

Humidity:60 %



Site : Chamber

Condition : FCC\_part 15 RE-Class B\_Above 1GHz\_PK

Polarization: *Horizontal*

EUT : W6M21507-15160

Power : 120 Va.c.

M/N:

Distance: 3m

Test Mode : WCDMA Band V IDLE

Note :

Mk.	Frequency (MHz)	Reading (dBuV)	Detector	Corr. factor (dB/m)	Result (dBuV/m)	Limit (dBuV/m)	Ant.Pos (cm)	Tab.Pos (deg.)	Margin (dB)	Comment
	2444.890	46.44	peak	-3.98	42.46	74.00	100	110	-31.54	
*	7018.036	41.82	peak	5.48	47.30	74.00	100	40	-26.70	

\*:Maximum data    x:Over limit    !:over margin



Radiated Emission Measurement

Operator: Roy

File :3

Data :#3

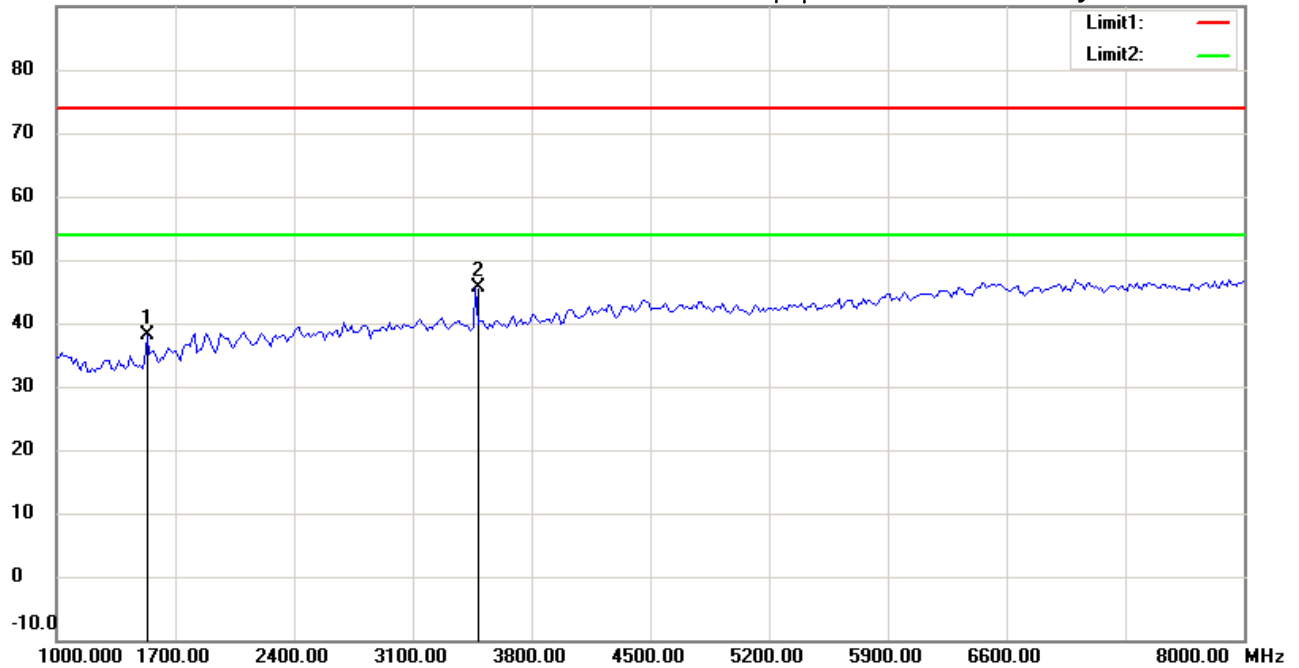
Date: 2015/9/10

Temperature:24 °C

90.0 dBuV/m

Time: 下午 09:09:29

Humidity:60 %



Site : Chamber

Condition : FCC\_part 15 RE-Class B\_Above 1GHz\_PK

Polarization: *Vertical*

EUT : W6M21507-15160

Power : 120 Va.c.

M/N:

Distance: 3m

Test Mode : WCDMA Band V IDLE

Note :

Mk.	Frequency (MHz)	Reading (dBuV)	Detector	Corr. factor (dB/m)	Result (dBuV/m)	Limit (dBuV/m)	Ant.Pos (cm)	Tab.Pos (deg.)	Margin (dB)	Comment
	1533.066	46.57	peak	-8.55	38.02	74.00	100	170	-35.98	
*	3468.938	47.31	peak	-1.59	45.72	74.00	100	235	-28.28	

\*:Maximum data    x:Over limit    !:over margin





Radiated Emission Measurement

Operator: Roy

File :3

Data :#2

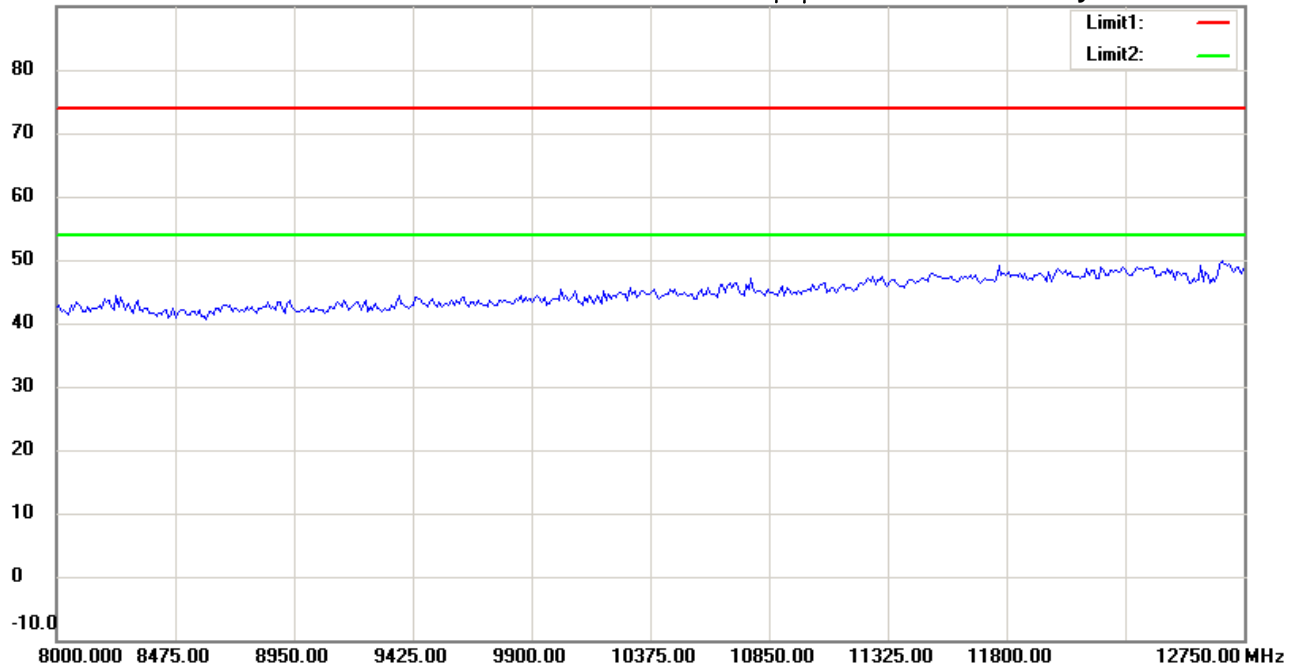
Date: 2015/9/10

Temperature:24 °C

90.0 dBuV/m

Time: 下午 09:08:43

Humidity:60 %



Site : Chamber

Condition : FCC\_part 15 RE-Class B\_Above 1GHz\_PK

Polarization: *Horizontal*

EUT : W6M21507-15160

Power : 120 Va.c.

M/N:

Distance: 3m

Test Mode : WCDMA Band V IDLE

Note :

Mk.	Frequency (MHz)	Reading (dBuV)	Detector	Corr. factor (dB/m)	Result (dBuV/m)	Limit (dBuV/m)	Ant.Pos (cm)	Tab.Pos (deg.)	Margin (dB)	Comment
-----	-----------------	----------------	----------	---------------------	-----------------	----------------	--------------	----------------	-------------	---------

\*:Maximum data    x:Over limit    !:over margin



**Radiated Emission Measurement**

Operator: Roy

File :3

Data :#4

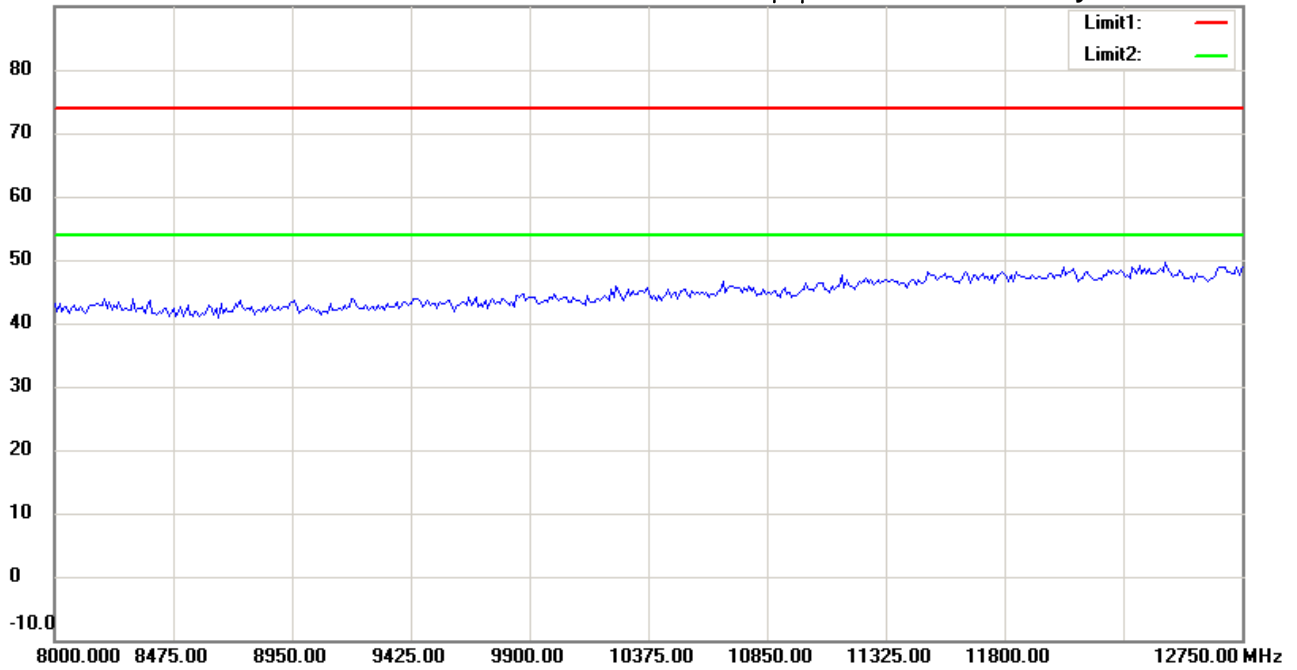
Date: 2015/9/10

Temperature:24 °C

90.0 dBuV/m

Time: 下午 09:10:20

Humidity:60 %



Site : Chamber

Condition : FCC\_part 15 RE-Class B\_Above 1GHz\_PK

Polarization: *Vertical*

EUT : W6M21507-15160

Power : 120 Va.c.

M/N:

Distance: 3m

Test Mode : WCDMA Band V IDLE

Note :

Mk.	Frequency (MHz)	Reading (dBuV)	Detector	Corr. factor (dB/m)	Result (dBuV/m)	Limit (dBuV/m)	Ant.Pos (cm)	Tab.Pos (deg.)	Margin (dB)	Comment
-----	-----------------	----------------	----------	---------------------	-----------------	----------------	--------------	----------------	-------------	---------

\*:Maximum data    x:Over limit    !:over margin