

47 CFR PART 15 SUBPART C TEST REPORT

for

Fall Sensor

Model No.: FS-3

FCC ID: GX9FS3F1919

of

Applicant: **CLIMAX TECHNOLOGY CO., LTD.**

Address: No. 258, Sinhu 2nd Rd., Neihu District, Taipei City 114,
Taiwan (R.O.C.)

Tested and Prepared

by

Worldwide Testing Services (Taiwan) Co., Ltd.

FCC Registration No.: TW1477, TW0020, TW1072

Industry Canada filed test laboratory Reg. No. 20037



Report No.: W6M22106-21031-C-1

6F, NO. 58, LANE 188, RUEY-KUANG RD., NEIHU TAIPEI 114, TAIWAN, R.O.C.
TEL: 886-2-66068877 FAX: 886-2-66068879 E-mail: wts@wts-lab.com



Registration number: W6M22106-21031-C-1
FCC ID: GX9FS3F1919

TABLE OF CONTENTS

1	GENERAL INFORMATION	1
1.1	NOTES.....	1
1.2	TESTING LABORATORY	2
1.2.1	<i>Location</i>	2
1.2.2	<i>Details of accreditation status</i>	2
1.3	DETAILS OF APPROVAL HOLDER.....	2
1.4	APPLICATION DETAILS	3
1.5	GENERAL INFORMATION OF TEST ITEM	3
1.6	TEST STANDARDS.....	4
2	TECHNICAL TEST	5
2.1	SUMMARY OF TEST RESULTS	5
2.2	TEST ENVIRONMENT	5
2.3	TEST EQUIPMENT LIST	6
2.3	GENERAL TEST PROCEDURE	9
3	TEST RESULTS (ENCLOSURE)	11
3.1	PEAK OUTPUT POWER (TRANSMITTER)	12
3.2	EQUIVALENT ISOTROPIC RADIATED POWER (EIRP)	15
3.3	EXEMPTION LIMITS FOR ROUTINE EVALUATION ACCORDING TO FCC KDB PUBLICATION	15
3.4	TRANSMITTER RADIATED EMISSIONS IN RESTRICTED BANDS	16
3.5	SPURIOUS EMISSIONS (TX).....	17
3.6	CARRIER FREQUENCY SEPARATION	19
3.7	NUMBER OF HOPPING FREQUENCIES.....	22
3.7.1	<i>Pseudorandom Frequency Hopping Sequence</i>	23
3.7.2	<i>Coordination of hopping sequences to other transmitters</i>	23
3.7.3	<i>System Receiver Hopping Capability</i>	23
3.8	TIME OF OCCUPANCY (DWELL TIME)	24
3.9	20dB BANDWIDTH.....	28
3.9.1	<i>System Receiver Input Bandwidth</i>	30
3.10	BAND-EDGE COMPLIANCE OF RF EMISSIONS	31
3.11	RADIATED EMISSIONS FROM RECEIVER PART	34
3.12	POWER LINE CONDUCTED EMISSION	35



Registration number: W6M22106-21031-C-1
FCC ID: GX9FS3F1919

1 General Information

1.1 Notes

The purpose of conformity testing is to increase the probability of adherence to the essential requirements or conformity specifications, as appropriate.

The complexity of the technical specifications, however, means that full and thorough testing is impractical for both technical and economic reasons.

Furthermore, there is no guarantee that a test sample which has passed all the relevant tests conforms to a specification.

Neither is there any guarantee that such a test sample will interwork with other genuinely open systems. The existence of the tests nevertheless provides the confidence that the test sample possesses the qualities as maintained and that its performance generally conforms to representative cases of communications equipment.

The test results of this test report relate exclusively to the item tested as specified in 1.5.

The test report may only be reproduced or published in full.

Reproduction or publication of extracts from the report requires the prior written approval of the Worldwide Testing Services(Taiwan) Co., Ltd.

Tester:

July 06, 2021

Kent Lin

Date

WTS-Lab.

Name

Signature

Technical responsibility for area of testing:

July 06, 2021

Kevin Wang

Date

WTS

Name

Signature



Worldwide Testing Services(Taiwan) Co., Ltd.

Registration number: W6M22106-21031-C-1

FCC ID: GX9FS3F1919

1.2 Testing laboratory

1.2.1 Location

OATS

No.5-1, Lishui, Shuang Sing Village,
Wanli Dist., New Taipei City 207,
Taiwan (R.O.C.)

3 meter semi-anechoic chamber

No.35, Aly. 21, Ln. 228, Ankang Rd., Neihu Dist., Taipei City 114, Taiwan (R.O.C.)

TEL:886-2-6613-0228

FAX:886-2-2791-5046

Company

Worldwide Testing Services(Taiwan) Co., Ltd.

6F, NO. 58, LANE 188, RUEY-KUANG RD.

NEIHU, TAIPEI 114, TAIWAN R.O.C.

Tel : 886-2-66068877

Fax : 886-2-66068879

1.2.2 Details of accreditation status

Accredited testing laboratory

FCC filed test laboratory Reg. No. TW1477, TW0020, TW1072

Industry Canada filed test laboratory Reg. No. 20037

Test location, where different from Worldwide Testing Services (Taiwan) Co., Ltd. :

Name: ./.

Accredited number: ./.

Street: ./.

Town: ./.

Country: ./.

Telephone: ./.

Fax: ./.

1.3 Details of approval holder

Name: CLIMAX TECHNOLOGY CO., LTD.

Street: No. 258, Sinhu 2nd Rd., Neihu District,

Town: Taipei City 114,

Country: Taiwan (R.O.C.)

Telephone: +886-2-2794-0001

Fax: +886-2-2792-6618



Registration number: W6M22106-21031-C-1
FCC ID: GX9FS3F1919

1.4 Application details

Date of receipt of test item: June 24, 2021
Date of test: from June 25, 2021 to June 30, 2021

1.5 General information of Test item

Type of test item: Fall Sensor
Model Number: FS-3
Brand Name: ./.
Multi-listing model number: ./.
Photos: see Appendix

Technical data

Frequency band: 918.0375 MHz – 924.48 MHz
Frequency (ch 1): 918.0375 MHz
Frequency (ch 25): 921.98 MHz
Frequency (ch 50): 924.48 MHz

Transmitter

Unom

Normal Mode

Power (ch 1): Conducted: 6.29 dBm
Power (ch 25): Conducted: 6.18 dBm
Power (ch 50): Conducted: 6.15 dBm

Power supply: Battery 3Vd.c. (CR2477)


Operation modes: Half-duplex

Modulation Type: FSK

Antenna Type: PCB antenna

Antenna gain: -5.11 dBi (Testing laboratory assumes no responsibility for affecting any validity of the result while the information which is provided by clients.)

Host device: none



Worldwide Testing Services(Taiwan) Co., Ltd.

Registration number: W6M22106-21031-C-1

FCC ID: GX9FS3F1919

Classification:


Fixed Device	<input type="checkbox"/>
Mobile Device (Human Body distance > 20cm)	<input type="checkbox"/>
Portable Device (Human Body distance < 20cm)	<input checked="" type="checkbox"/>
Modular Radio Device	<input type="checkbox"/>

Manufacturer: (if applicable)

Name: ./.
Street: ./.
Town: ./.
Country: ./.

1.6 Test standards

Technical standard : 47 CFR PART 15 SUBPART C § 15.247 (2019-10)



Registration number: W6M22106-21031-C-1
 FCC ID: GX9FS3F1919

2 Technical test

2.1 Summary of test results

No deviations from the technical specification(s) were ascertained in the course of the tests performed.

or

The deviations were ascertained in the course of the tests performed.

2.2 Test environment

Relative humidity content: 20 ... 75 %
 Air pressure: 86 ... 103 kPa
 Power supply: Battery 3Vd.c. (CR2477)
 Extreme conditions parameters: /.

Test item Name	Uncertainty
Estimation Result of Uncertainty of Conducted Emission	Expanded Uncertainty: AMN: 1.05 dB Voltage probe: 1.05 dB
Estimation Result of Uncertainty of Radiated Emission(3M)	Expanded Uncertainty: 0.009-30 MHz: 2.13 dB 30-1000 MHz: 3.53 dB 1-18 GHz: 4.19 dB 18-40 GHz: 4.09 dB
Estimation Result of Uncertainty of Bandwidth Measurement 20 dB Bandwidth, Occupied bandwidth, Channel bandwidth, Necessary Bandwidth	Expanded Uncertainty: 0.41 kHz
Estimation Result of Uncertainty of Conducted Output Power Measurement Output power	Expanded Uncertainty: 1.61 dB
Estimation Result of Uncertainty of Band Edge Measurement	Expanded Uncertainty: 1.33 dBc
Estimation Result of Uncertainty of Frequency Separation Measurement Hopping channel separation	Expanded Uncertainty: 554.14 Hz
Estimation Result of Uncertainty of Duty Cycle Measurement Dwell time	Expanded Uncertainty: 0.1 ms

The decision rule is: Measurement uncertainty is not included in the calculation of test results.



Worldwide Testing Services(Taiwan) Co., Ltd.

Registration number: W6M22106-21031-C-1

FCC ID: GX9FS3F1919

2.3 Test Equipment List

No.	Test equipment	Type	Serial No.	Manufacturer	Cal. Date	Next Cal. Date
ETSTW-CE 001	EMI TEST RECEIVER	ESHS10	842121/013	R&S	2021/6/17	2022/6/16
ETSTW-CE 003	AC POWER SOURCE	APS-9102	D161137	GW	Function Test	
ETSTW-CE 004	ZWEILEITER-V- NETZNACHBILDUNG TWO-LINE V-NETWORK	ESH3-Z5	840731/011	R&S	2020/11/6	2021/11/5
ETSTW-CE 006	IMPULSBEGRENZER PULSE LIMITER	ESH3-Z2	100226	R&S	2020/9/22	2021/9/21
ETSTW-CE 008	HF-EICHLITUNG RF STEP ATTENUATOR 139dB DPSP	334.6010.02	844581/024	R&S	Function Test	
ETSTW-CE 009	TEMP.&HUMIDITY CHAMBER	GTH-225-40-1P-U	MAA0305-009	GIANT FORCE	2020/7/22	2021/7/21
ETSTW-CE 016	TWO-LINE V-NETWORK	ENV216	100050	R&S	2020/10/26	2021/10/25
ETSTW-CE 028	MXE EMI Receiver	N9038A	MY53220110	Agilent	2020/7/29	2021/7/28
ETSTW-RE 003	EMI TEST RECEIVER	ESI 26	831438/001	R&S	2021/6/17	2022/6/16
ETSTW-RE 004	EMI TEST RECEIVER	ESI 40	832427/004	R&S	2020/9/14	2021/9/13
ETSTW-RE 012	TUNABLE BANDREJECT FILTER	D.C 0309	146	K&L	Function Test	
ETSTW-RE 013	TUNABLE BANDREJECT FILTER	D.C 0336	397	K&L	Function Test	
ETSTW-RE 018	MICROWAVE HORN ANTENNA	AT4560	27212	AR	2020/7/30	2021/7/29
ETSTW-RE 019	MICROWAVE HORN ANTENNA	22240-25	121074	FM	2021/5/31	2022/5/30
ETSTW-RE 027	Passive Loop Antenna	6512	00034563	ETS-Lindgren	2021/6/16	2022/6/15
ETSTW-RE 030	Double-Ridged Guide Horn Antenna	3117	00035224	ETS-Lindgren	2021/5/5	2022/5/4
ETSTW-RE 042	Biconical Antenna	HK116	100172	R&S	2021/3/18	2022/3/17
ETSTW-RE 043	Log-Periodic Dipole Antenna	HL223	100166	R&S	2021/5/21	2022/5/20
ETSTW-RE 044	Log-Periodic Antenna	HL050	100094	R&S	2020/8/3	2021/8/2
ETSTW-RE 045	ESA-E SERIES SPECTRUM ANALYZER	E4404B	MY45111242	Agilent	Pre-test Use	
ETSTW-RE 050	Attenuator 10dB	50HF-010-1	None	JFW	2021/2/19	2022/2/18
ETSTW-RE 051	Attenuator 6dB	50HF-006-1	None	JFW	2021/2/19	2022/2/18
ETSTW-RE 053	Attenuator 3dB	50HF-003-1	None	JFW	2021/2/19	2022/2/18
ETSTW-RE 055	SPECTRUM ANALYZER	FSU 26	200074	R&S	2021/3/16	2022/3/15
ETSTW-RE 060	Attenuator 30dB	5015-30	F651012z-01	ATM	2021/2/19	2022/2/18
ETSTW-RE 062	Amplifier Module	CHC 2	None	KMIC	2021/5/5	2022/5/4
ETSTW-RE 064	Bluetooth Test Set	MT8852B-042	6K00005709	Anritsu	Function Test	
ETSTW-RE 069	Double-Ridged Guide Horn Antenna	3117	00069377	ETS-Lindgren	Function Test	
ETSTW-RE 072	CELL SITE TEST SET	8921A	3339A00375	HP	2020/10/15	2021/10/14
ETSTW-RE 088	SOLID STATE AMPLIFIER	KMA180265A01	99057	KMIC	2020/9/17	2021/9/16
ETSTW-RE 091	Match Pad	MDCS1500	None	WOKEN	2021/5/27	2022/5/26
ETSTW-RE 099	DC Block	50DB-007-1	None	JFW	2021/2/19	2022/2/18



Worldwide Testing Services(Taiwan) Co., Ltd.

Registration number: W6M22106-21031-C-1
FCC ID: GX9FS3F1919

ETSTW-RE 112	AC POWER SOURCE	TFC-1005	T-0A023536	T-Power	Function test	
ETSTW-RE 115	2.4GHz Notch Filter	N0124411	473874	MICROWAVE CIRCUITS	2021/1/6	2022/1/5
ETSTW-RE 120	RF Player	MP9200	MP9210-111022	ADIVIC	2020/12/25	2021/12/24
ETSTW-RE 122	SIGNAL GENERATOR	SMF100A	102149	R&S	2021/6/8	2022/6/7
ETSTW-RE 125	5GHz Notch filter	5NSL11-5200/E221.3-O/O	1	K&L Microwave	2020/8/7	2021/8/6
ETSTW-RE 126	5GHz Notch filter	5NSL12-5800/E221.3-O/O	1	K&L Microwave	2020/8/7	2021/8/6
ETSTW-RE 127	RF Switch Box	RFS-01	None	WTS	2021/2/19	2022/2/18
ETSTW-RE 128	5.3GHz Notch filter	N0153001	SN487233	Microwave Circuits	2020/8/7	2021/8/6
ETSTW-RE 129	5.5GHz Notch filter	N0555984	SN487234	Microwave Circuits	2020/8/7	2021/8/6
ETSTW-RE 130	Handheld RF Spectrum Analyzer	N9340A	CN0147000204	Agilent	Pre-test Use	
ETSTW-RE 142	Amplifier	8447D	2805A03378	Agilent	2021/5/5	2022/5/4
ETSTW-RE 146	Preamplifier	JPA-10M1G	15090004	JPT	2021/6/4	2022/6/3
ETSTW-RE 147	Bi-log Hybrid Antenna	MCTD 2786B	BLB16M04005	ETC	2021/4/7	2022/4/6
ETSTW-RE 148	Bi-log Hybrid Antenna	MCTD 2786B	BLB16M04006	ETC	2021/7/2	2022/7/1
ETSTW-RE 153	Signal Analyzer	FSV40	101929	R&S	2020/10/1	2021/9/30
ETSTW-RF 002	Electromagnetic field probe	LF-30	K-0007	STT	2021/6/4	2022/6/3
ETSTW-EMI 011	USB Compact Modulator	SFC-U	101689	R&S	2021/6/2	2022/6/1
ETSTW-GSM 002	Universal Radio Communication Tester	CMU 200	109439	R&S	2021/3/16	2022/3/15
ETSTW-GSM 003	Radio Communication Analyzer	MT8820C	6201342073	Anritsu	2021/4/27	2022/4/26
ETSTW-GSM 004	Wideband Radio Communication Tester	CMW500	128092	R&S	2020/11/10	2021/11/9
ETSTW-GSM 019	Band Reject Filter	WRCTF824/849-822/851-40 /12+9SS	3	WI	2021/1/6	2022/1/5
ETSTW-GSM 020	Band Reject Filter	WRCD1747/1748-1743/1752-32/5SS	1	WI	2021/1/6	2022/1/5
ETSTW-GSM 021	Band Reject Filter	WRCD1879.5/1880.5-1875.5/1884.5-32/5SS	3	WI	2021/1/6	2022/1/5
ETSTW-GSM 022	Band Reject Filter	WRCT901.9/903.1-904.25-50/8SS	1	WI	2021/1/6	2022/1/5
ETSTW-GSM 023	Power Divider	4901.19.A	None	SUHNER	2020/9/8	2021/9/7
ETSTW-GSM 024	Radio Communication Analyzer	MT8821C	None	Anritsu	2021/4/1	2022/3/31
ETSTW-GSM 025	Band Reject Filter	BRM19835	001	Micro-Tronics	2020/8/7	2021/8/6
ETSTW-Cable 011	SMA to N type Cable	RGU-400	None	THERMAX	Pre-test Use NCR	
ETSTW-Cable 016	BNC Cable	Switch Box	B Cable 1	Schwarz beck	2021/2/19	2022/2/18
ETSTW-Cable 017	BNC Cable	X Cable	B Cable 2	Schwarz beck	2021/2/19	2022/2/18
ETSTW-Cable 018	BNC Cable	Y Cable	B Cable 3	Schwarz beck	2021/2/19	2022/2/18
ETSTW-Cable 019	BNC Cable	Z Cable	B Cable 4	Schwarz beck	2021/2/19	2022/2/18
ETSTW-Cable 020	N TYPE Cable	OATS Cable 1	N30N30-L335-15M	JYE BAO CO.,LTD.	2021/6/22	2022/6/21
ETSTW-Cable 027	Microwave Cable	SUCOFLEX 104	279083	HUBER+SUHNER	2021/5/5	2022/5/4
ETSTW-Cable 028	Microwave Cable	FA147A0015M2020	30064-2	UTIFLEX	2020/9/17	2021/9/16
ETSTW-Cable 029	Microwave Cable	FA147A0015M2020	30064-3	UTIFLEX	2020/9/17	2021/9/16




Worldwide Testing Services(Taiwan) Co., Ltd.

Registration number: W6M22106-21031-C-1

FCC ID: GX9FS3F1919

ETSTW-Cable 030	Microwave Cable	SUCOFLEX 104 (S_Cable 9)	279067	HUBER+SUHNER	2021/2/19	2022/2/18
ETSTW-Cable 043	Microwave Cable	SUCOFLEX 104	317576	HUBER+SUHNER	2021/5/5	2022/5/4
ETSTW-Cable 047	Microwave Cable	SUCOFLEX 104	325518	HUBER+SUHNER	2021/7/2	2022/7/1
ETSTW-Cable 058	Microwave Cable	SUCOFLEX 104	none	HUBER+SUHNER	2021/6/4	2022/6/3
ETSTW-Cable 064	Microwave Cable	SUCOFLEX 104	MY28891	HUBER+SUHNER	2021/5/5	2022/5/4
ETSTW-Cable 071	N TYPE CABLE	EMCCFD400-NM- NM-25000	170239	EMCI	2021/6/4	2022/6/3
ETSTW-Cable 072	SMA type cable (8m)	SUCOFLEX 104	805800/4	HUBER+SUHNER	2021/5/5	2022/5/4
ETSTW-Cable 074	SMA type cable (2m)	SUCOFLEX 104	802563/4	HUBER+SUHNER	2021/5/5	2022/5/4
WTSTW-SW 002	EMI TEST SOFTWARE	EZ EMC	None	Farad	Version ETS-03A1	
WTSTW-SW 006	EMI TEST SOFTWARE	e3	None	AUDIX	Version 9.161014	
WTSTW-SW 008	Signal studio	Agilent	None	AUDIX	Version 2.0.0.1	
ETSTW-TH 002	Thermohygrometer	608-H1	45204317	Testo	2020/9/23	2021/9/22
ETSTW-TH 003	Wireless weather station	GAIA	N/A	TFA	2020/12/3	2021/12/2



Registration number: W6M22106-21031-C-1

FCC ID: GX9FS3F1919

2.3 General Test Procedure

POWER LINE CONDUCTED INTERFERENCE: The procedure used was ANSI STANDARD C63.10-2013 6.2 using a LISN (if necessary). Both lines were observed. The bandwidth of the spectrum analyzer was 10 kHz with an appropriate sweep speed.

RADIATION INTERFERENCE: The test procedure used was according to ANSI STANDARD C63.10-2013 6.3 employing a spectrum analyzer. For investigated frequency is equal to or below 1GHz, the RBW and VBW of the spectrum analyzer was 100 kHz and 100kHz respectively with an appropriate sweep speed. For investigated frequency is above 1GHz, both of RBW and VBW of the spectrum analyzer were 1 MHz with an appropriate sweep speed. The analyzer was calibrated in dB above a microvolt at the output of the antenna. The ambient temperature of the UUT was 23°C with a humidity of 40 %.

FORMULA OF CONVERSION FACTORS: The Field Strength at 3m was established by adding the meter reading of the spectrum analyzer (which is set to read in units of dB μ V) to the antenna correction factor supplied by the antenna manufacturer. The antenna correction factors are stated in terms of dB.

Example:

Freq (MHz) METER READING + ACF + CABLE LOSS (to the receiver) = FS
33 20 dB μ V + 10.36 dB + 6 dB = 36.36 dB μ V/m @3m

The EUT was placed on a table 80 cm high and with dimensions of 1m by 1.5m (non metallic table) and arranged according to ANSI C63.10-2013 6.2.2. The table used for radiated measurements is capable of continuous rotation. The spectrum was scanned from 30 MHz to the frequency specified as follows:

- (1) If the intentional radiator operates below 10 GHz: to the tenth harmonic of the highest fundamental frequency or to 40 GHz, whichever is lower.
- (2) If the intentional radiator operates at or above 10 GHz and below 30 GHz: to the fifth harmonic of the highest fundamental frequency or to 100 GHz, whichever is lower.
- (3) If the intentional radiator operates at or above 30 GHz: to the fifth harmonic of the highest fundamental frequency or to 200 GHz, whichever is lower, unless specified otherwise elsewhere in the rules.
- (4) If the intentional radiator contains a digital device, regardless of whether this digital device controls the functions of the intentional radiator or the digital device is used for additional control or function purposes other than to enable the operation of the intentional radiator, the frequency range shall be investigated up to the range specified in paragraphs (a)(1)-(a)(3) of this section or the range applicable to the digital device, as shown in paragraph (b)(1) of this Section, whichever is the higher frequency range of investigation.

For hand-held devices, a exploratory test was performed with three (3) orthogonal planes to determine the highest emissions.

When an emission was found, the table was rotated to produce the maximum signal strength. At this point, the antenna was raised and lowered from 1m to 4m. The antenna was placed in both the horizontal and vertical planes.



Worldwide Testing Services(Taiwan) Co., Ltd.

Registration number: W6M22106-21031-C-1

FCC ID: GX9FS3F1919

When the radiated emission limits are expressed in terms of the average value of the emission, and pulsed operation is employed, the measurement field strength shall be determined by averaging over one complete pulse train, including blanking intervals, as long as the pulse train does not exceed 0.1 seconds. As an alternative (provided the transmitter operates for longer than 0.1 seconds) or in cases where the pulse train exceeds 0.1 seconds, the measured field strength shall be determined from the average absolute voltage during a 0.1 second interval during which the field strength is at its maximum value.

The formula is as follows:


Average = Peak + Duty Factor

Duty Factor = $20 \log (\text{dwell time}/T)$

$T = 100\text{ms}$ when the pulse train period is over 100 ms or the period of the pulse train.

Modified Limits for peak according to 15.35 (b) = Max Permitted average Limits + 20dB

ANSI STANDARD C63.10-2013 B.2.7: Any measurements that utilize special test software shall be indicated and referenced in the test report. During testing, test software 'EZ EMC' was used for setting up different operation modes.



Worldwide Testing Services(Taiwan) Co., Ltd.


Registration number: W6M22106-21031-C-1

FCC ID: GX9FS3F1919

3 Test results (enclosure)

TEST CASE	Para. Number	Required	Test passed	Test failed
Peak Output Power	15.247(b)	<input checked="" type="checkbox"/>	<input checked="" type="checkbox"/>	<input type="checkbox"/>
Equivalent radiated Power	15.247(b)	<input checked="" type="checkbox"/>	<input checked="" type="checkbox"/>	<input type="checkbox"/>
Spurious Emissions radiated – Transmitter operating	15.247(d)	<input checked="" type="checkbox"/>	<input checked="" type="checkbox"/>	<input type="checkbox"/>
Spurious Emissions conducted – Transmitter operating	15.247	<input type="checkbox"/>	<input type="checkbox"/>	<input type="checkbox"/>
Carrier Frequency Separation	15.247(a) (1)	<input checked="" type="checkbox"/>	<input checked="" type="checkbox"/>	<input type="checkbox"/>
Number of Hopping Frequencies	15.247(a) (1)(i)	<input checked="" type="checkbox"/>	<input checked="" type="checkbox"/>	<input type="checkbox"/>
Time of Occupancy (Dwell Time)	15.247(a) (1)(i)	<input checked="" type="checkbox"/>	<input checked="" type="checkbox"/>	<input type="checkbox"/>
20 dB Bandwidth	15.247(a) (1)(i)	<input checked="" type="checkbox"/>	<input checked="" type="checkbox"/>	<input type="checkbox"/>
Band-edge Compliance of RF Emission	15.247(d)	<input checked="" type="checkbox"/>	<input checked="" type="checkbox"/>	<input type="checkbox"/>
Radiated Emission from Receiver Part	15.109	<input type="checkbox"/>	<input type="checkbox"/>	<input type="checkbox"/>
Power Line Conducted Emission	15.207(a)	<input type="checkbox"/>	<input type="checkbox"/>	<input type="checkbox"/>

The follows is intended to leave blank.



Registration number: W6M22106-21031-C-1

FCC ID: GX9FS3F1919

3.1 Peak Output Power (transmitter)

FCC Rule: 15.247

This measurement applies to equipment with an integral antenna and to equipment with an antenna connector and equipped with an antenna as declared by the applicant.

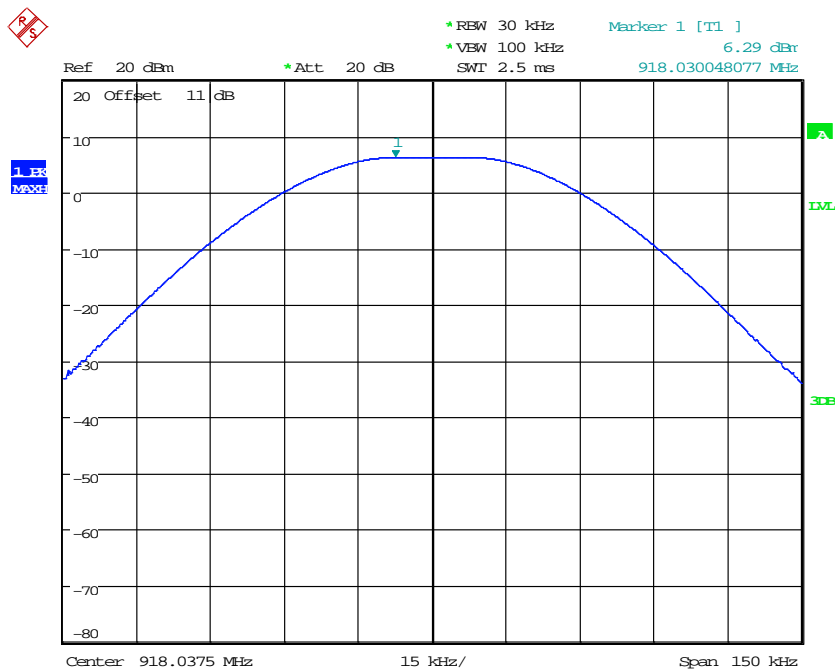
The power was measured with modulation (declared by the applicant).

Test date: June 29, 2020

Temperature: 24.1 °C


Humidity: 53.0 %

Tester: Kent



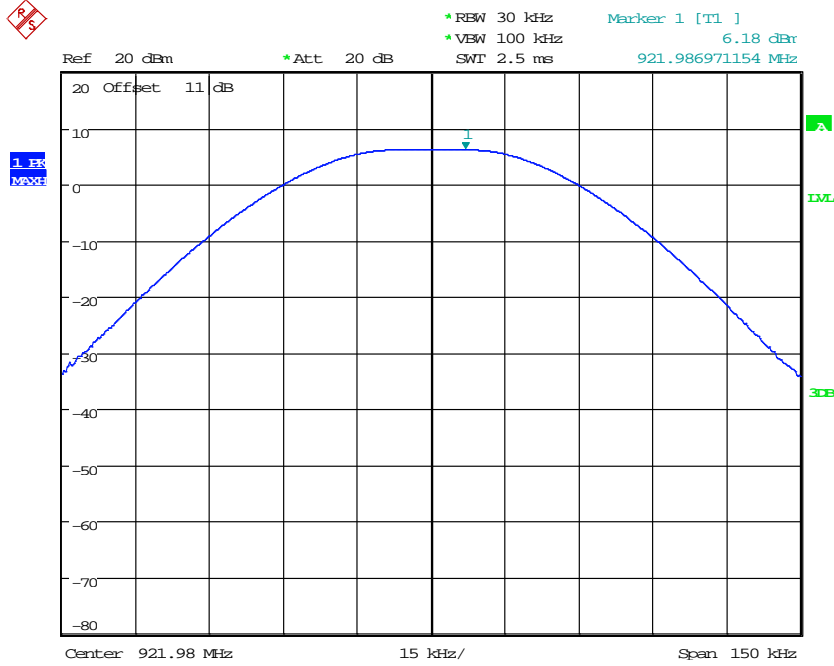
MAX OUTPUT POWER

Date: 29.JUN.2021 19:58:03

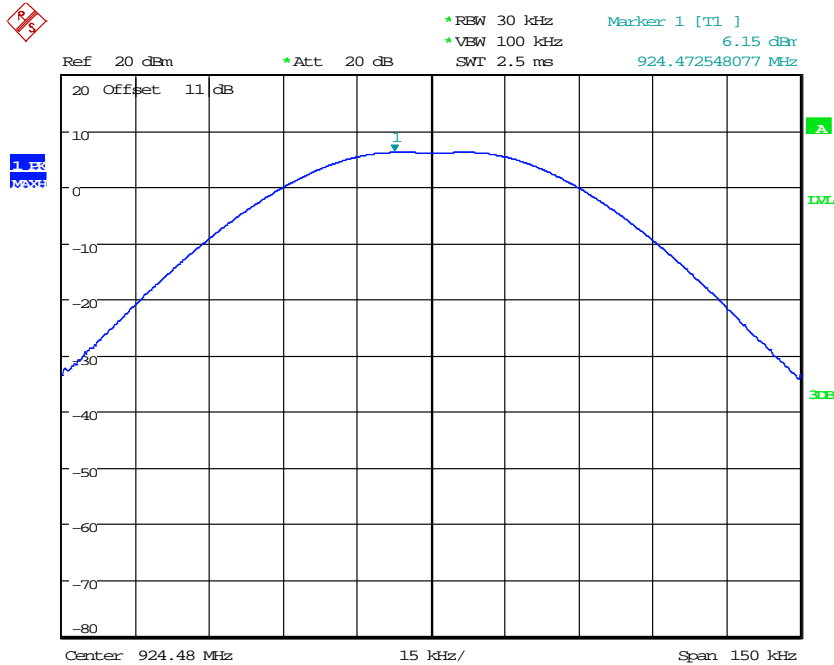


Worldwide Testing Services(Taiwan) Co., Ltd.


Registration number: W6M22106-21031-C-1
FCC ID: GX9FS3F1919



MAX OUTPUT POWER
Date: 29.JUN.2021 19:58:39



MAX OUTPUT POWER
Date: 29.JUN.2021 19:59:16



Registration number: W6M22106-21031-C-1

FCC ID: GX9FS3F1919

Maximum Peak Output Power

Limits:

Frequency MHz	Number of hopping channels			
	≥ 75	≥ 50	$49 \geq 25$	$74 \geq 15$
902-928	--	30 dBm	24 dBm	--
2400-2483.5 MHz	30 dBm	--	--	21 dBm
5725-5850 MHz	30 dBm	--	--	--

In case of employing transmitter antennas having antenna gain >dBi and using fixed point-to point operation consider §15.247 (b)(4).

Test equipment used: ETSTW-RE 055, ETSTW-RE 050, ETSTW-RE 064



Registration number: W6M22106-21031-C-1

FCC ID: GX9FS3F1919

3.2 Equivalent Isotropic Radiated Power (EIRP)

FCC Rule: 15.247(b)(3)

EIRP = max. conducted output power + antenna gain

EIRP = 6.29 dBm + (-5.11) dBi [antenna gain claimed by manufacturer] = 1.18 dBm = 1.3122 mW

3.3 Exemption Limits for Routine Evaluation according to FCC KDB Publication

RESULT:

Test standard : FCC KDB Publication
447498 D01 General RF Exposure Guidance v06

According to 447498 D01 General RF Exposure Guidance v06:

SAR evaluation, by measurement or numerical simulation, is not required when the corresponding SAR Exclusion Threshold condition, listed below, is satisfied.

3.3.1 Exemption Limits for Routine Evaluation – SAR Evaluation

SAR evaluation is required if the separation distance between the user and/or bystander and the antenna and/or radiating element of the device is less than or equal to 20 cm, except when the device operates at or below the applicable output power level (adjusted for tune-up tolerance) for the specified separation distance defined in Table .

Table: SAR evaluation — Exemption limits for routine evaluation based on frequency and separation distance

MHz	5	10	15	20	25	mm
918.0375	15.88	31.76	46.70	62.58	78.46	SAR Test Exclusion Threshold (mW)

MHz	30	35	40	45	50	mm
918.0375	94.35	110.25	125.16	141.04	156.92	SAR Test Exclusion Threshold (mW)

Output power level shall be the higher of the maximum conducted or equivalent isotropically radiated power (e.i.r.p.) source-based, time-averaged output power.

Established separation distance is 5 mm.

Operating frequency band : 918.0375-924.48 MHz

Max. output power level at 5 mm separation distance at 918.0375 MHz according to table is: 15.88 mW

The product is exempt from SAR Evaluation/Testing because the output power of 1.3122 mW is below the exemption limit of 15.88 mW.



Registration number: W6M22106-21031-C-1
FCC ID: GX9FS3F1919

3.4 Transmitter Radiated Emissions in restricted Bands

FCC Rules: 15.247 (d), 15.205, 15.209, 15.35

Radiated emission measurements were performed from 30 MHz to 26000 MHz.

For radiated emission tests, the analyzer setting was as followings:

RES BW VID BW

Frequency <1 GHz 100 kHz 100 kHz (Peak measurements)

Frequency >1 GHz 1 MHz 1 MHz (Peak measurements)

1 MHz 1 MHz (Average measurements)

Limits:

For frequencies below 1GHz :

Frequency of Emission (MHz)	Field strength (microvolts/meter)	Field Strength (dB microvolts/meter)
30 – 88	100	40.0
88 – 216	150	43.5
216 – 960	200	46.0
Above 960	500	54.0

For frequencies above 1GHz (Average measurements).

Guidance on Measurement of FHSS Systems:

“If the emission is pulsed, modify the unit for continues operation , use the settings shown above, then correct the reading by subtracting the peak-average correction factor, derived from the appropriate duty cycle calculation.” Here the correction was added to the limit instead subtracted from the reading.

Duty cycle correction = 20 log (dwell time/100ms)

For frequencies above 1GHz (Average measurements).

Limit – duty cycle correction

No duty cycle correction was added to the reading.

54.0dBμ V/m

For frequencies above 1GHz (Peak measurements).

Limit + 20dB

54.0dBμ V/m + 20 dB= 74 dBμ V/m

Test equipment used: ETSTW-RE 004, ETSTW-RE 030, ETSTW-RE 062, ETSTW-RE 142, ETSTW-RE 147, ETSTW-RE 064

Explanation: See attached diagrams in appendix.



Worldwide Testing Services(Taiwan) Co., Ltd.

Registration number: W6M22106-21031-C-1
 FCC ID: GX9FS3F1919

3.5 Spurious emissions (tx)

Spurious emission was measured with modulation (declared by manufacturer).

In any 100 kHz bandwidth outside the frequency band in which the intentional radiator is operating, the radio frequency power that is produced by the intentional radiator shall be at least 20dB below that in the 100 kHz bandwidth within the band that contains the highest level of the desired power, based on either an RF conducted or a radiated measurement. Attenuation below the general limits specified in § 15.209(a) is not required. In addition, radiated emissions which fall in the restricted bands, as defined in § 15.205(a), must also comply with the radiated emission limits specified in § 15.209(a) (see § 15.205(c))

SAMPLE CALCULATION OF LIMIT. All results will be updated by an automatic measuring system in accordance to point 2.3.

Calculation of test results:

Such factors like antenna correction, cable loss, external attenuation etc. are already included in the provided measurement results. This is done by using validated test software and calibrated test system according the accreditation requirements.

The peak and average spurious emission plots was measured with the average limits.

In the Table being listed the critical peak and average value an exhibit the compliance with the above calculated Limits.

If in the column's correction factor states a value then the max. Field strength in the same row is corrected by a value gained from the "Marker-Delta-Method" or the „Duty-Cycle Correction Factor“.

Summary table with radiated data of the test plots

Model: FS-3 Date: --
 Mode: -- Temperature: -- °C Engineer: --
 Polarization: Horizontal Humidity: -- %

Frequency (MHz)	Reading (dBuV)	Detector	Factor (dB)	Result (dBuV/m)	Limit (dBuV/m)	Margin (dB)	Table Degree (Deg.)	Ant. High (cm)
--	--	--	--	--	--	--	--	--
--	--	--	--	--	--	--	--	--

Frequency (MHz)	Reading (dBuV)		Factor (dB) Corr.	Result (dBuV/m)		Limit (dBuV/m)		Margin (dB)	Table Degree (Deg.)	Ant. High (cm)
	Peak	Ave.		Peak	Ave.	Peak	Ave.			
--	--	--	--	--	--	--	--	--	--	--
--	--	--	--	--	--	--	--	--	--	--
--	--	--	--	--	--	--	--	--	--	--
--	--	--	--	--	--	--	--	--	--	--



Worldwide Testing Services(Taiwan) Co., Ltd.

Registration number: W6M22106-21031-C-1
 FCC ID: GX9FS3F1919

Polarization: Vertical

Frequency (MHz)	Reading (dBuV)	Detector	Factor (dB)	Result (dBuV/m)	Limit (dBuV/m)	Margin (dB)	Table Degree (Deg.)	Ant. High (cm)
--	--	--	--	--	--	--	--	--
--	--	--	--	--	--	--	--	--


Frequency (MHz)	Reading (dBuV)		Factor (dB) Corr.	Result (dBuV/m)		Limit (dBuV/m)		Margin (dB)	Table Degree (Deg.)	Ant. High (cm)
	Peak	Ave.		Peak	Ave.	Peak	Ave.			
--	--	--	--	--	--	--	--	--	--	--
--	--	--	--	--	--	--	--	--	--	--
--	--	--	--	--	--	--	--	--	--	--
--	--	--	--	--	--	--	--	--	--	--

- Note**
1. Correction Factor = Antenna factor + Cable loss - Pre-amplifier
 2. The formula of measured value as: Test Result = Reading + Correction Factor
 3. Detector function in the form : PK = Peak, QP = Quasi Peak, AV = Average
 4. All not in the table noted test results are more than 20 dB below the relevant limits.
 5. After evaluated, the test result in this report adopt the worst case to measure, please see attached diagrams in appendix.

All other not noted test plots do not contain significant test results in relation to the limits.

TEST RESULT (Transmitter): The unit DOES meet the FCC requirements.

Test equipment used: ETSTW-RE 030, ETSTW-RE 111, ETSTW-RE 088, ETSTW-RE 018, ETSTW-RE 064



Registration number: W6M22106-21031-C-1
FCC ID: GX9FS3F1919

3.6 Carrier Frequency Separation

Carrier Frequency Separation was measured with modulation (declared by manufacturer).

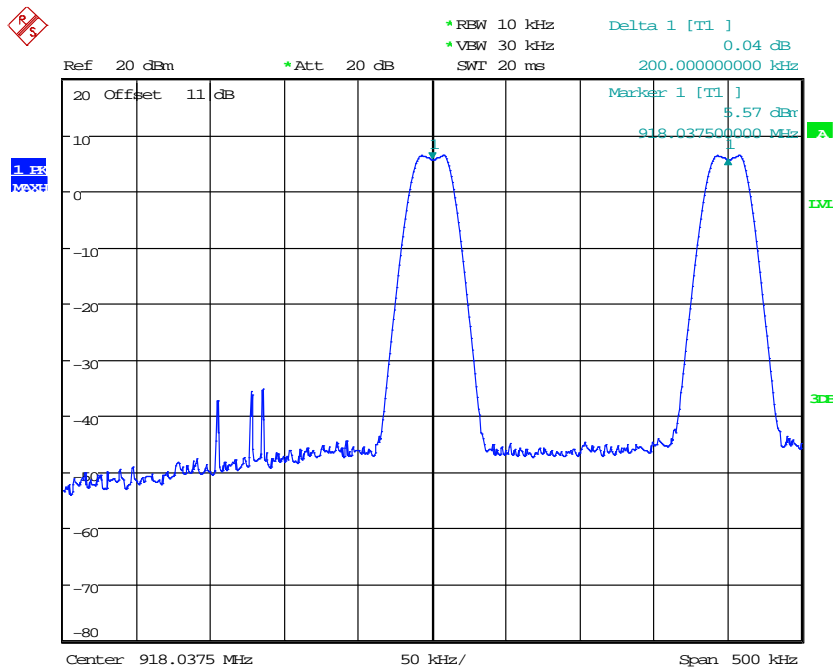
According to FCC rules part 15 subpart C §15.247 frequency hopping systems shall have hopping channel carrier frequencies separated by a minimum of 25 kHz or 20 dB bandwidth of the hopping channel, whichever is greater.

Test date: June 29, 2020

Temperature: 24.1 °C

Humidity: 53.0 %

Tester: Kent

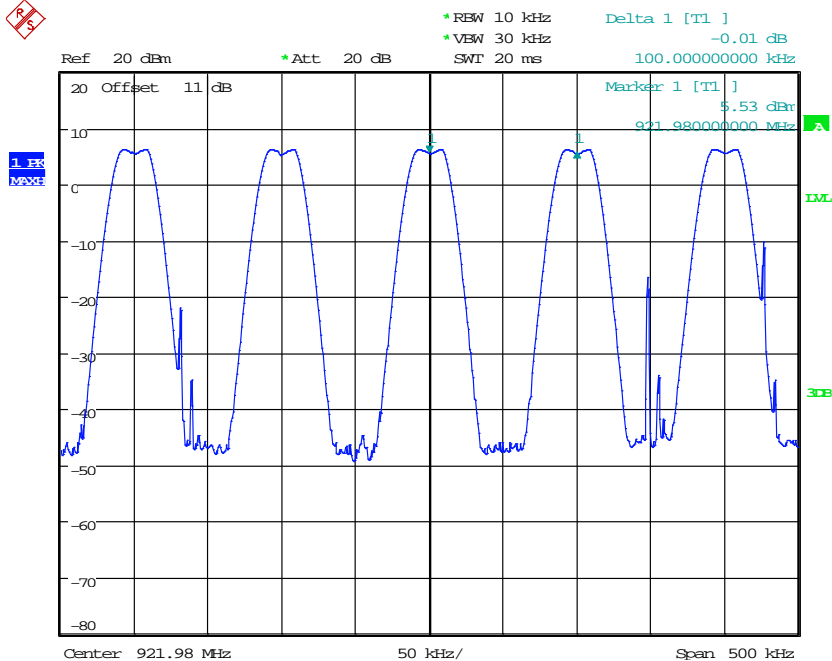


FREQUENCY SEPARATION
Date: 29.JUN.2021 20:04:33

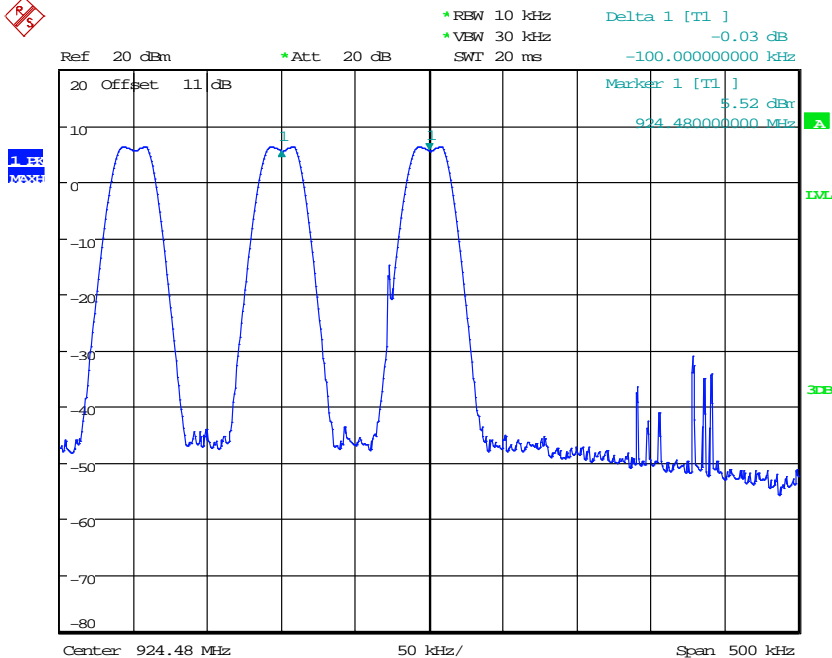


Worldwide Testing Services(Taiwan) Co., Ltd.


Registration number: W6M22106-21031-C-1
FCC ID: GX9FS3F1919



FREQUENCY SEPARATION
Date: 29.JUN.2021 20:06:07



FREQUENCY SEPARATION
Date: 29.JUN.2021 20:06:45



Worldwide Testing Services(Taiwan) Co., Ltd.

Registration number: W6M22106-21031-C-1

FCC ID: GX9FS3F1919

Limits:

Frequency Range MHz	Limits	
	20 dB bandwidth < 25 kHz	20 dB bandwidth > 25 kHz
902-928	25 kHz	20 dB bandwidth
2400-2483.5 5725-5850.0	25 kHz	20 dB bandwidth

Test equipment used: ETSTW-RE 055, ETSTW-RE 064



Registration number: W6M22106-21031-C-1

FCC ID: GX9FS3F1919

3.7 Number of Hopping Frequencies

According to FCC rules part 15 subpart C §15.247 frequency hopping systems operating in the 2400-2483.5 MHz band shall use at least 15 hopping frequencies. Frequency hopping systems in 5725-5850 MHz bands shall use least 75 hopping frequencies.

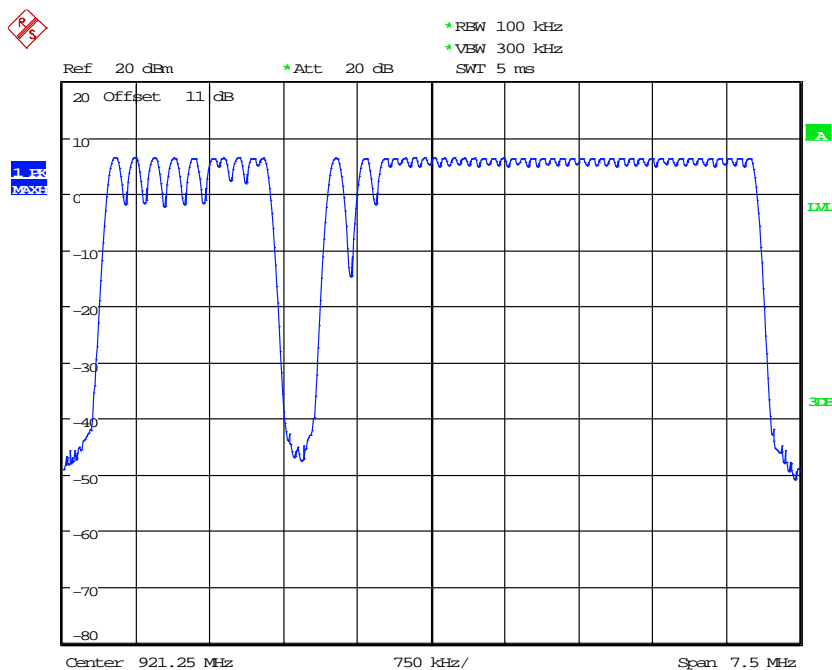
For frequency hopping systems operating in the 902-928 MHz band: if the 20dB bandwidth of the hopping channel is less than 250 kHz, the system shall use at least 50 hopping frequencies; if the 20dB bandwidth of the hopping channel 250 kHz or greater, the system shall use at least 25 hopping frequencies.

Test date: June 29, 2020

Temperature: 24.1 °C

Humidity: 53.0 %

Tester: Kent




NUMBER OF HOPPING
Date: 29.JUN.2021 20:03:15

Limits:

Frequency Range MHz	Limit	
	20dB Bandwidth	Number of Channels
902-928 MHz	Bandwidth < 250 kHz	≥ 50
	Bandwidth ≥ 250 kHz	≥ 25
2400-2483.5	not defined	15
5725-5850.0 MHz	1 MHz	75

Test equipment used: ETSTW-RE 055, ETSTW-RE 064



Registration number: W6M22106-21031-C-1
FCC ID: GX9FS3F1919

3.7.1 Pseudorandom Frequency Hopping Sequence

The generation of the hopping sequence is determined by the Bluetooth core specification and complies with the FCC requirements.

3.7.2 Coordination of hopping sequences to other transmitters

According to the Bluetooth core specification such a coordination is not possible. During scatternet function only one of the two hopping sequences will be used at a definite moment.

3.7.3 System Receiver Hopping Capability

According to the Bluetooth core specification. The system receivers shift frequencies in synchronization with the transmitted signals.



Registration number: W6M22106-21031-C-1

FCC ID: GX9FS3F1919

3.8 Time of Occupancy (Dwell Time)

Frequency hopping systems operating in the 5725-5850 MHz band shall use an average time of occupancy on any frequency not greater than 0.4 seconds within a 30 second period.

In 2400-2483.5 MHz band the average time of occupancy on any channel shall not be greater than 0.4 seconds multiplied by the number of hopping channels employed.

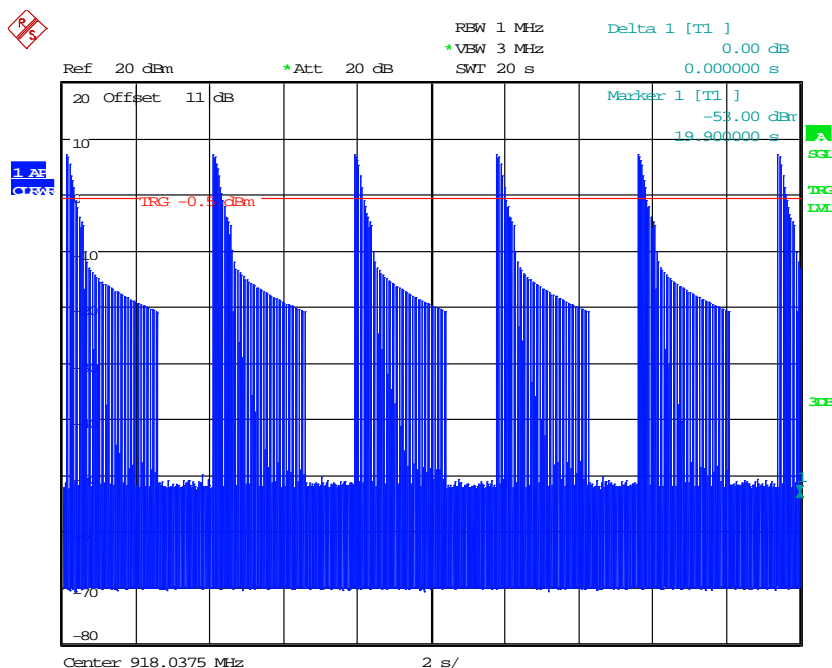
For frequency hopping systems operating in the 902-928 MHz band: if the 20dB bandwidth of the hopping channel is less than 250 kHz, the average time of occupancy on any frequency shall not be greater than 0.4 seconds within a 20 second period; if the 20dB bandwidth of the hopping channel is 250 kHz or greater, the average time of occupancy on any frequency shall not be greater than 0.4 seconds within a 10 second period.

Test date: June 29, 2020

Temperature: 24.1 °C


Humidity: 53.0 %

Tester: Kent



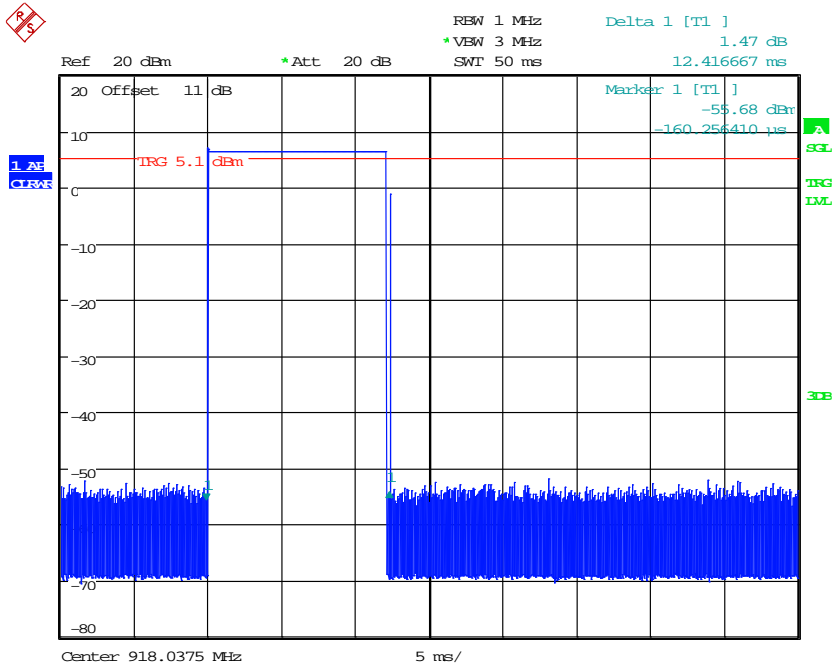
DWELL TIME

Date: 29.JUN.2021 20:14:13

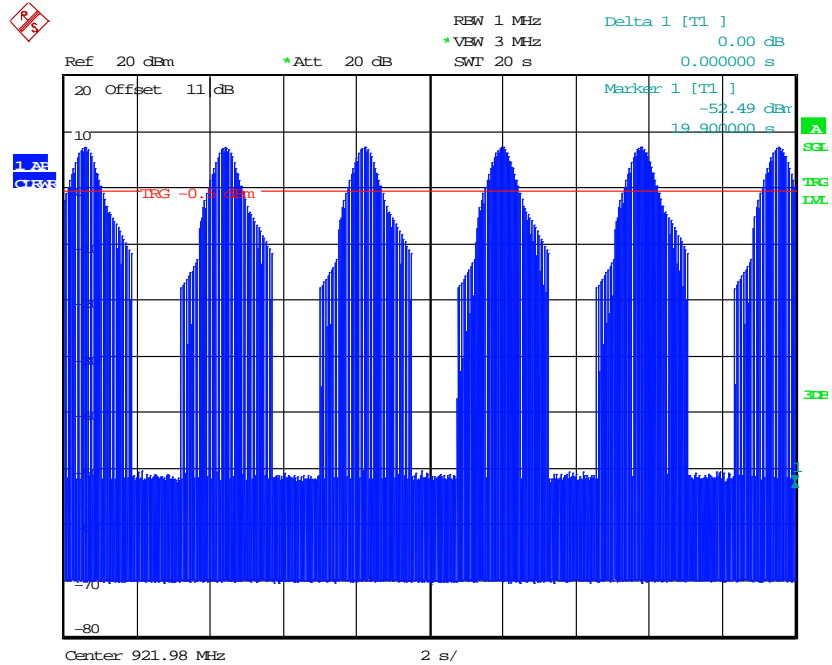


Worldwide Testing Services(Taiwan) Co., Ltd.

Registration number: W6M22106-21031-C-1
 FCC ID: GX9FS3F1919



DWELL TIME(12.416ms * 6 event = 74.496ms)
 Date: 29.JUN.2021 20:20:09

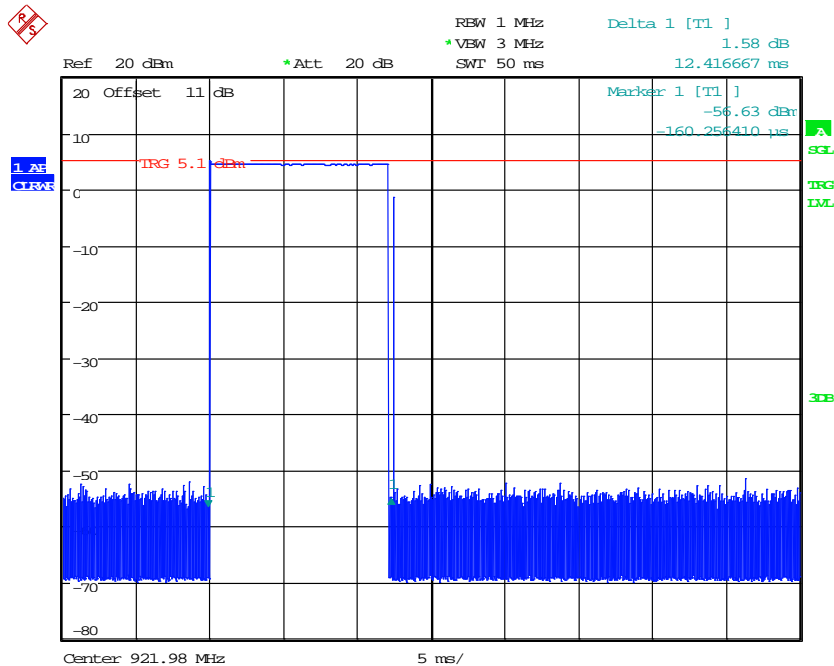


DWELL TIME
 Date: 29.JUN.2021 20:14:54

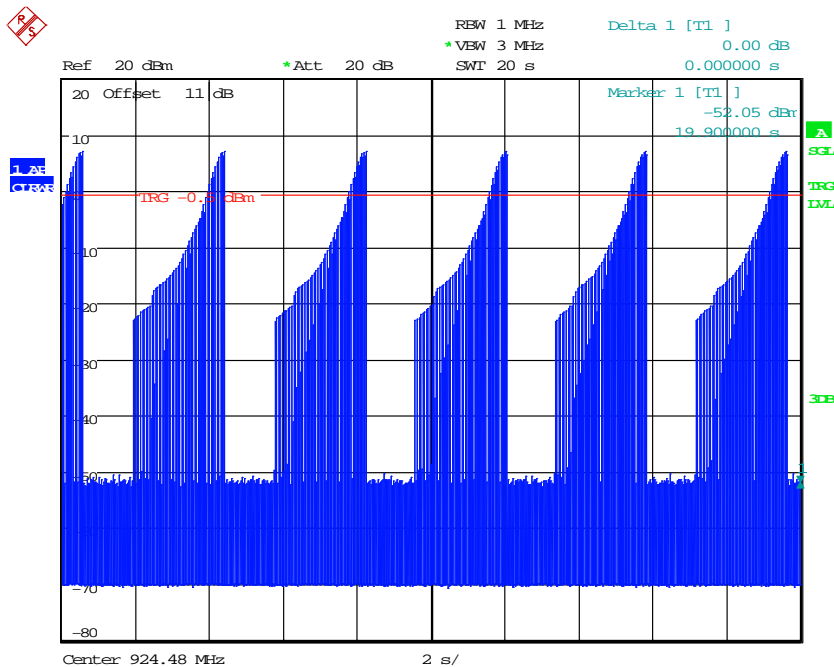


Worldwide Testing Services(Taiwan) Co., Ltd.

Registration number: W6M22106-21031-C-1
FCC ID: GX9FS3F1919



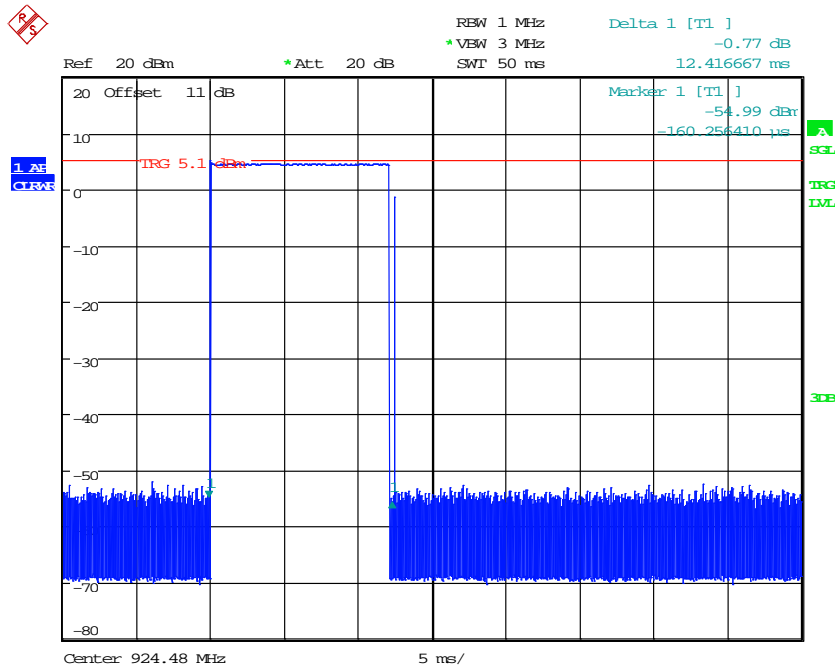
DWELL TIME(12.416ms * 6 event = 74.496ms)
Date: 29.JUN.2021 20:19:40



DWELL TIME
Date: 29.JUN.2021 20:15:40



Registration number: W6M22106-21031-C-1
 FCC ID: GX9FS3F1919



DWELL TIME(12.416ms * 6 event = 74.496ms)
 Date: 29.JUN.2021 20:19:18

Limits and measurement periods:

Frequency MHz	Number of channels	Measurement Period	Limit
902 – 928	≥50	20 s	0.4 s
	49 ≥ 25	10 s	0.4 s
2400 – 2483.5	≥ 15	0.4 s * number of used channels	0.4 s
5725- 5850	≥ 75	30 s	0.4s

Test equipment used: ETSTW-RE 055, ETSTW-RE 064



Registration number: W6M22106-21031-C-1

FCC ID: GX9FS3F1919

3.9 20dB Bandwidth

Frequency hopping systems operating in the 5725-5850 MHz bands shall use a maximum 20dB bandwidth of 1 MHz.

The 20dB bandwidth is measured on the lowest, middle and highest hopping channel.

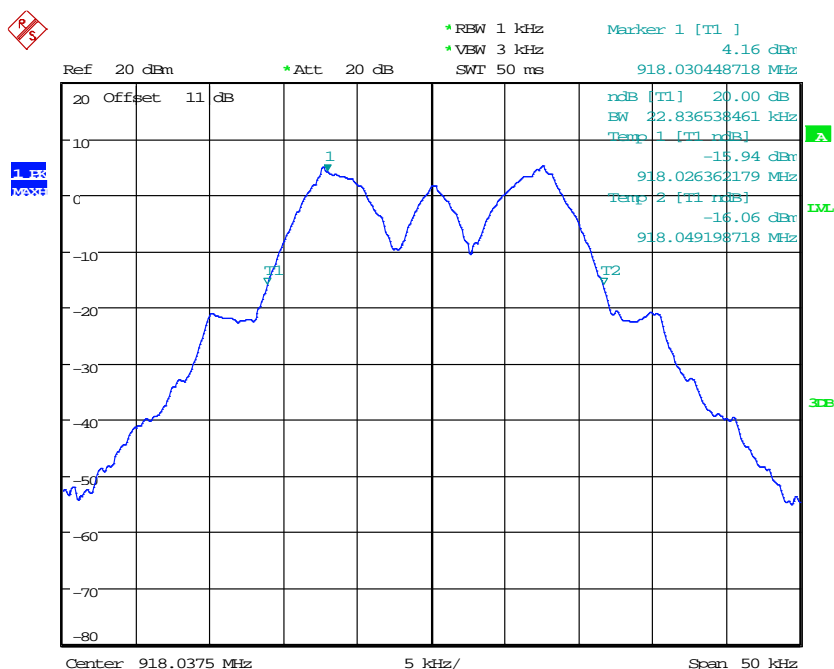
For frequency hopping systems operating in the 902-928 MHz band the maximum 20dB bandwidth of the hopping channel is 500 kHz.

Test date: June 29, 2020

Temperature: 24.1 °C


Humidity: 53.0 %

Tester: Kent



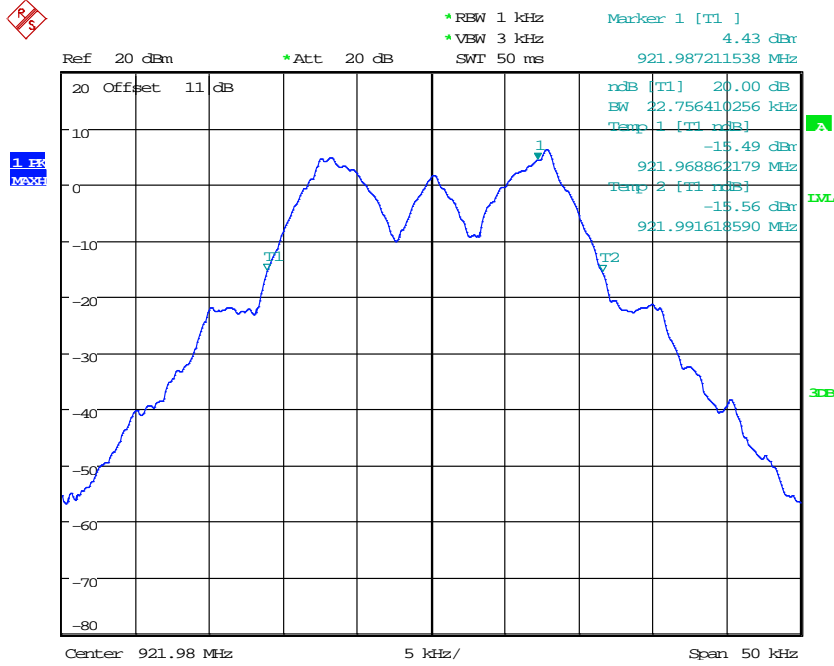
20DB BANDWIDTH

Date: 29.JUN.2021 20:00:33

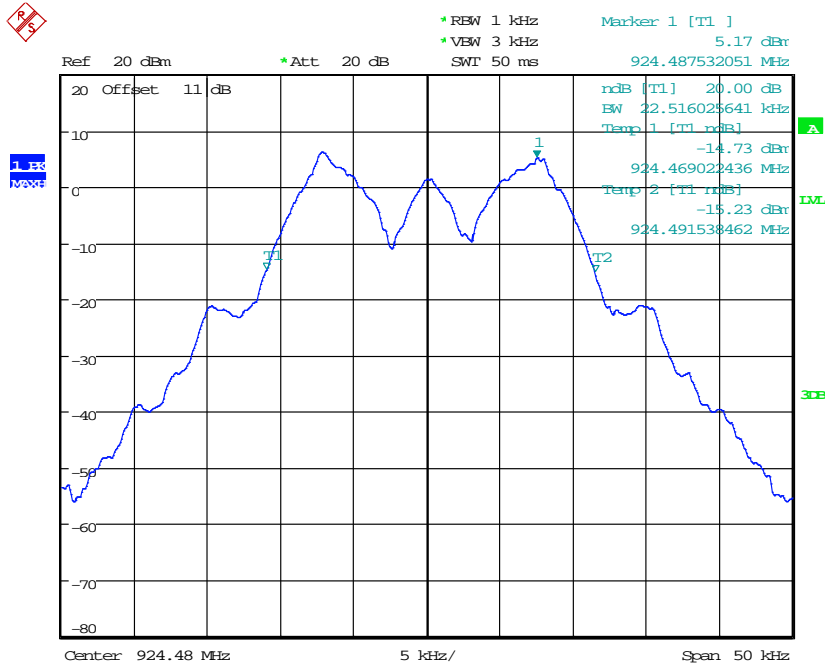


Worldwide Testing Services(Taiwan) Co., Ltd.


Registration number: W6M22106-21031-C-1
 FCC ID: GX9FS3F1919



20DB BANDWIDTH
 Date: 29.JUN.2021 20:01:08



20DB BANDWIDTH
 Date: 29.JUN.2021 20:00:01



Registration number: W6M22106-21031-C-1
FCC ID: GX9FS3F1919


Limits:

Frequency Range / MHz	Limit
902-928	≤ 500 kHz
2400-2483.5	not defined
5725-5850	≤ 1 MHz

Test equipment used: ETSTW-RE 055, ETSTW-RE 064

3.9.1 System Receiver Input Bandwidth

It is determined in the Bluetooth core specification. The value matches to the bandwidth of transmitter signal.



Registration number: W6M22106-21031-C-1

FCC ID: GX9FS3F1919

3.10 Band-edge Compliance of RF Emissions

According to FCC rules part 15 subpart C §15.247(c) in any 100 kHz bandwidth outside the frequency band in which the intentional radiator is operating, the radio frequency power that is produced by the intentional radiator shall be at least 20dB below that in the 100 kHz bandwidth within the band that contains the highest level of the desired power, based on either an RF conducted or a radiated measurement. Attenuation below the general limits specified in § 15.209(a) is not required.

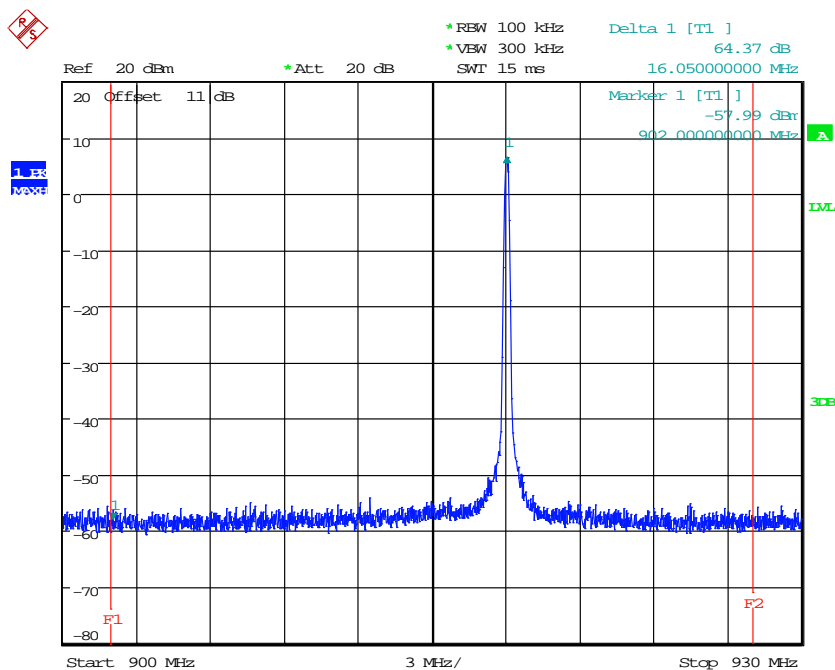
In addition radiated emission which fall in the restricted bands, as defined in section 15.205(a), must also with the radiated emission limits.

Test date: June 29, 2020

Temperature: 24.1 °C

Humidity: 53.0 %

Tester: Kent



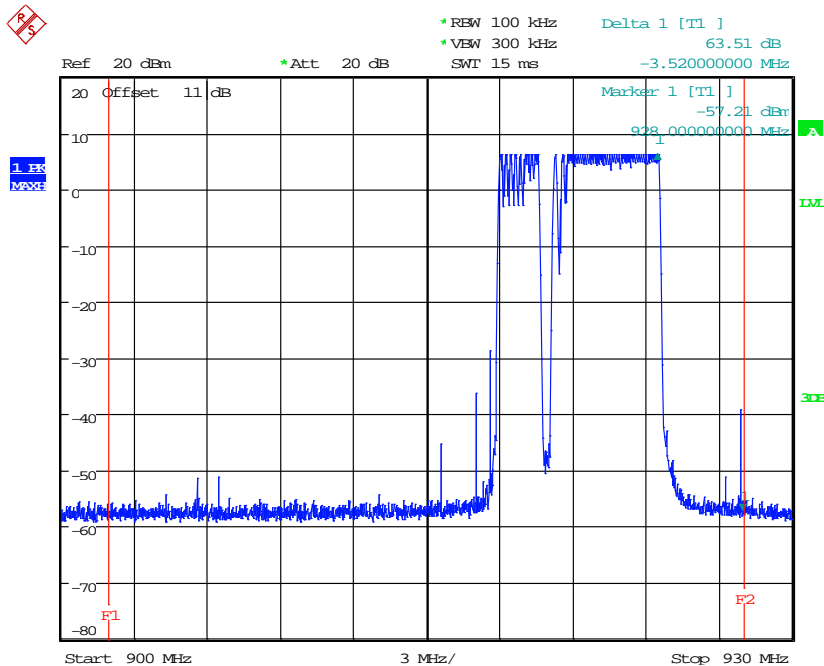
BANDEDGE

Date: 29.JUN.2021 20:08:20



Worldwide Testing Services(Taiwan) Co., Ltd.

Registration number: W6M22106-21031-C-1
 FCC ID: GX9FS3F1919




BANDEDGE HOPPING MODE
 Date: 29.JUN.2021 20:10:37

Limits:

Frequency Range / MHz	Limit
902 - 928	- 20 dB
2400 - 2483.5	
5725 - 5850	

Test equipment used: ETSTW-RE 055, ETSTW-RE 050, ETSTW-RE 064



Registration number: W6M22106-21031-C-1

FCC ID: GX9FS3F1919

3.11 Radiated Emissions from Receiver Part

FCC Rule: 15.109

Summary table with radiated data of the test plots

Except for Class A digital devices, the field strength of radiated emissions from unintentional radiators at a distance of 3 meters shall not exceed the following values:

Frequency of Emission (MHz)	Field Strength (microvolts/meter)	Field Strength (dBmicrovolts/meter)
30 – 88	100	40.0
88 – 216	150	43.5
216 – 960	200	46.0
Above 960	500	54.0

Explanation: The test results are listed in the separated test report no.: W6M22106-21031-P-15B.

Test equipment used: ETSTW-RE 030, ETSTW-RE 055, ETSTW-RE 064, ETSTW-RE 111



Worldwide Testing Services(Taiwan) Co., Ltd.

Registration number: W6M22106-21031-C-1

FCC ID: GX9FS3F1919

3.12 Power Line Conducted Emission

For an intentional radiator which is designed to be connected to the public utility (AC) power line, the radio frequency voltage that is conducted back onto the AC line on any frequency or frequencies within the band 150 kHz to 30 MHz shall not exceed the limits in the table bellows with this provision shall be based on the measurement of the radio frequency voltage between each power line and ground at the power terminals.

This measurement was transact first with instrumentation using an average and peak detector and a 10 kHz bandwidth. If the peak detector achieves a calculated level, the measurement is repeated by an instrumentation using a quasi-peak detector.

Model: FS-3 Date: --
 Mode: -- Temperature: -- °C Engineer: --
 Polarization: -- Humidity: -- %

Frequency (MHz)	Reading (dBuV)		Factor (dB) Corr.	Result (dBuV)		Limit (dBuV)		Margin (dB)
	QP	Ave.		QP	Ave.	QP	Ave.	
--	--	--	--	--	--	--	--	--
--	--	--	--	--	--	--	--	--
--	--	--	--	--	--	--	--	--
--	--	--	--	--	--	--	--	--

Polarization: --


Frequency (MHz)	Reading (dBuV)		Factor (dB) Corr.	Result (dBuV)		Limit (dBuV)		Margin (dB)
	QP	Ave.		QP	Ave.	QP	Ave.	
--	--	--	--	--	--	--	--	--
--	--	--	--	--	--	--	--	--
--	--	--	--	--	--	--	--	--
--	--	--	--	--	--	--	--	--

Limits:

Frequency of Emission (MHz)	Conducted Limit (dBuV)	
	Quasi Peak	Average
0.15-0.5	66 to 56	56 to 46
0.5-5	56	46
5-30	60	50

- Note:
1. The formula of measured value as: Test Result = Reading + Correction Factor
 2. The Correction Factor = Cable Loss + LISN Insertion Loss + Pulse Limit Loss
 3. Detector function in the form : PK = Peak, QP = Quasi Peak, AV = Average
 4. All not in the table noted test results are more than 20 dB below the relevant limits.
 5. Up Line: QP Limit Line, Down Line: Ave Limit Line.
 6. The test is not required because the EUT was powered by battery.

Test equipment used: ETSTW-CE 001, ETSTW-CE 016, ETSTW-RE 045.



Registration number: W6M22106-21031-C-1
FCC ID: GX9FS3F1919

Appendix

Measurement diagrams

Spurious Emissions radiated



Address:6F.,No.58,Ln 188,Ruey Kuang Rd,Neihu,Taipei
 Tel:+886-2-6606-8877
 Fax:+886-2-6606-8879

Radiated Emission Measurement

Operator: Allen

File :1

Data :#1

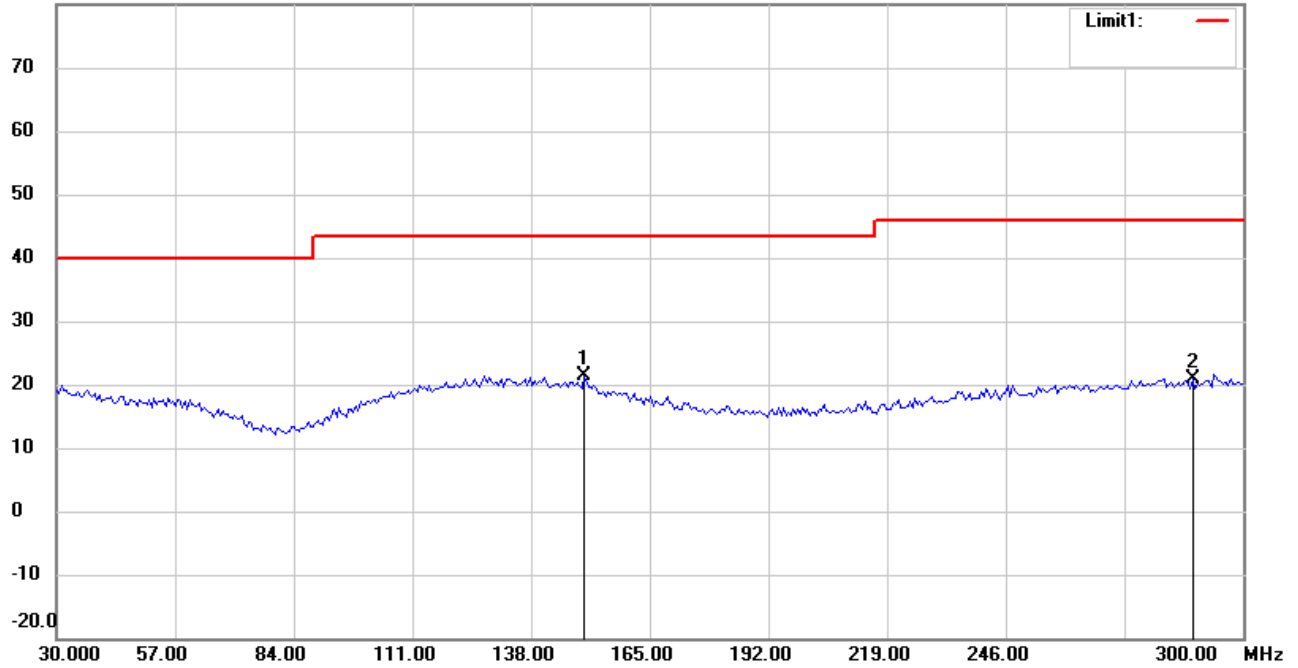
Date: 6/26/2021

Temperature:24.6 °C

80.0 dBuV/m

Time: 12:43:11 AM

Humidity:48.7 %



Site : Chamber

Condition : FCC_part 15 RE-Class C_30-1000MHz

Polarization: *Horizontal*

EUT : W6M22106-21031

Power : 3 Vd.c.

M/N:

Distance: 3m

Test Mode : TX 918.0375MHz

Note :

Mk.	Frequency (MHz)	Reading (dBuV)	Detector	Corr. factor (dB/m)	Result (dBuV/m)	Limit (dBuV/m)	Ant.Pos (cm)	Tab.Pos (deg.)	Margin (dB)	Comment
*	150.1202	28.64	peak	-7.28	21.36	43.50	110	63	-22.14	
	288.6373	27.13	peak	-6.23	20.90	46.00	105	235	-25.10	



Address:6F.,No.58,Ln 188,Ruey Kuang Rd,Neihu,Taipei
 Tel:+886-2-6606-8877
 Fax:+886-2-6606-8879

Radiated Emission Measurement

Operator: Allen

File :1

Data :#2

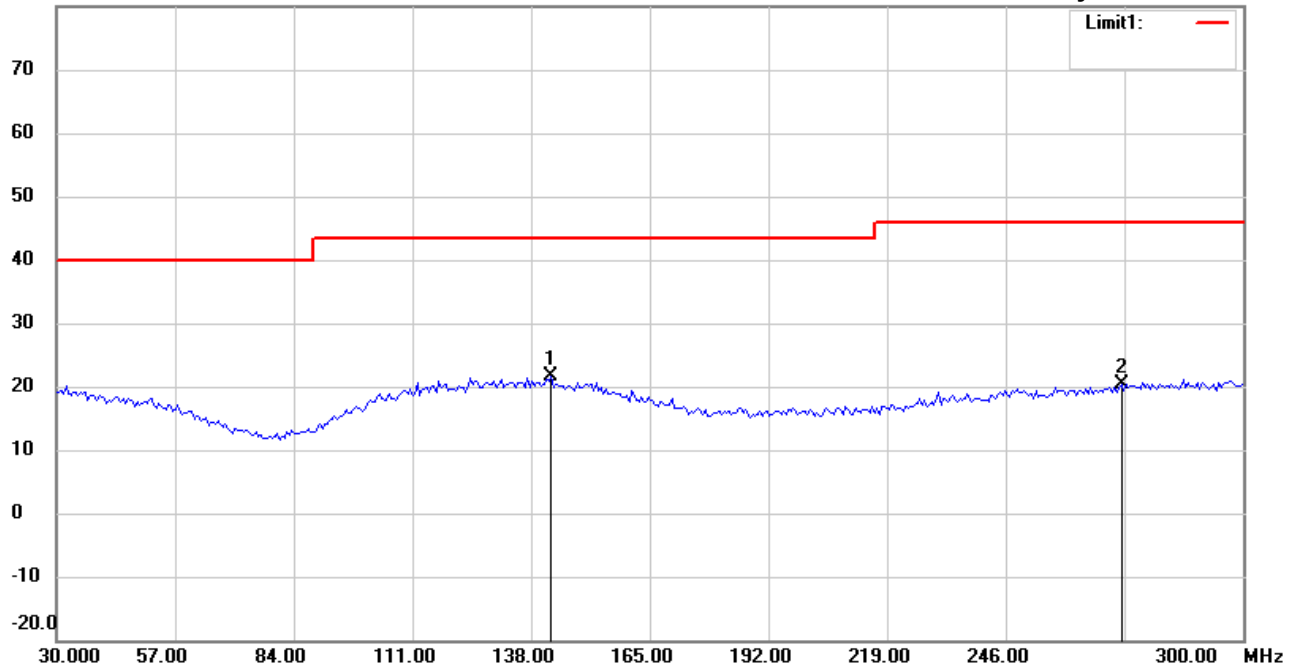
Date: 6/26/2021

Temperature:24.6 °C

80.0 dBuV/m

Time: 12:45:45 AM

Humidity:48.7 %



Site : Chamber

Condition : FCC_part 15 RE-Class C_30-1000MHz

Polarization: Vertical

EUT : W6M22106-21031

Power : 3 Vd.c.

M/N:

Distance: 3m

Test Mode : TX 918.0375MHz

Note :

Mk.	Frequency (MHz)	Reading (dBuV)	Detector	Corr. factor (dB/m)	Result (dBuV/m)	Limit (dBuV/m)	Ant.Pos (cm)	Tab.Pos (deg.)	Margin (dB)	Comment
*	142.5451	28.50	peak	-6.79	21.71	43.50	130	270	-21.79	
	272.4048	26.79	peak	-6.47	20.32	46.00	100	140	-25.68	

*:Maximum data x:Over limit !:over margin



Radiated Emission Measurement

Operator: Allen

File :2

Data :#1

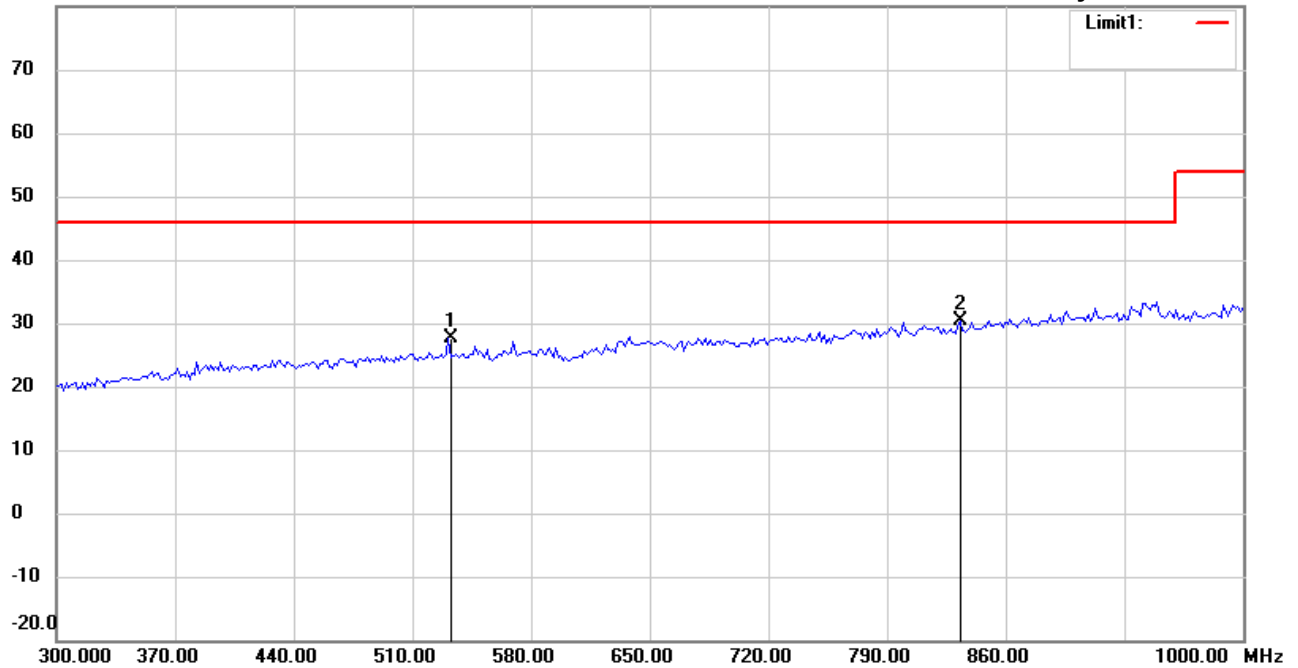
Date: 6/26/2021

Temperature:24.6 °C

80.0 dBuV/m

Time: 1:06:47 AM

Humidity:48.7 %



Site : Chamber

Condition : FCC_part 15 RE-Class C_30-1000MHz

Polarization: *Horizontal*

EUT : W6M22106-21031

Power : 3 Vd.c.

M/N:

Distance: 3m

Test Mode : TX 918.0375MHz

Note :

Mk.	Frequency (MHz)	Reading (dBuV)	Detector	Corr. factor (dB/m)	Result (dBuV/m)	Limit (dBuV/m)	Ant.Pos (cm)	Tab.Pos (deg.)	Margin (dB)	Comment
	531.4630	29.70	peak	-2.15	27.55	46.00	100	75	-18.45	
*	833.0661	27.91	peak	2.44	30.35	46.00	135	220	-15.65	



Address:6F.,No.58,Ln 188,Ruey Kuang Rd,Neihu,Taipei
 Tel:+886-2-6606-8877
 Fax:+886-2-6606-8879

Radiated Emission Measurement

Operator: Allen

File :2

Data :#2

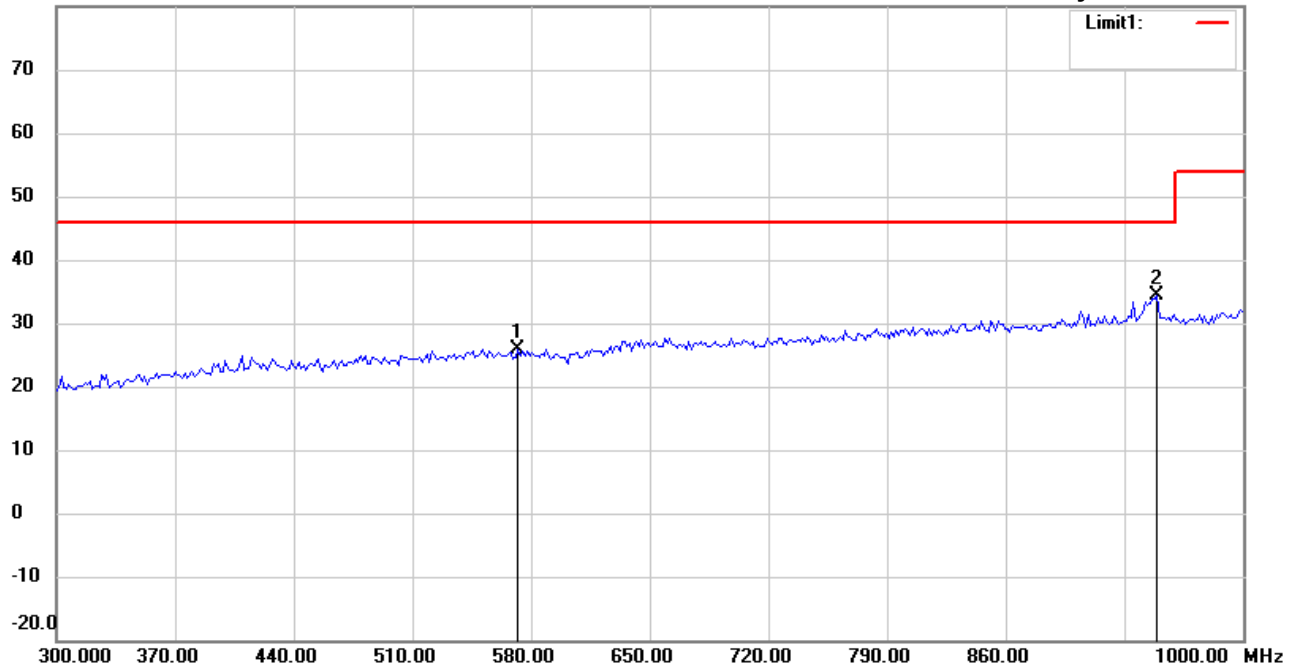
Date: 6/26/2021

Temperature:24.6 °C

80.0 dBuV/m

Time: 1:08:17 AM

Humidity:48.7 %



Site : Chamber

Condition : FCC_part 15 RE-Class C_30-1000MHz

Polarization: *Vertical*

EUT : W6M22106-21031

Power : 3 Vd.c.

M/N:

Distance: 3m

Test Mode : TX 918.0375MHz

Note :

Mk.	Frequency (MHz)	Reading (dBuV)	Detector	Corr. factor (dB/m)	Result (dBuV/m)	Limit (dBuV/m)	Ant.Pos (cm)	Tab.Pos (deg.)	Margin (dB)	Comment
	572.1443	27.99	peak	-2.07	25.92	46.00	105	65	-20.08	
*	949.4990	29.99	peak	4.49	34.48	46.00	110	300	-11.52	

*:Maximum data x:Over limit !:over margin



Address:6F.,No.58,Ln 188,Ruey Kuang Rd,Neihu,Taipei
 Tel:+886-2-6606-8877
 Fax:+886-2-6606-8879

Radiated Emission Measurement

Operator: Allen

File :3

Data :#1

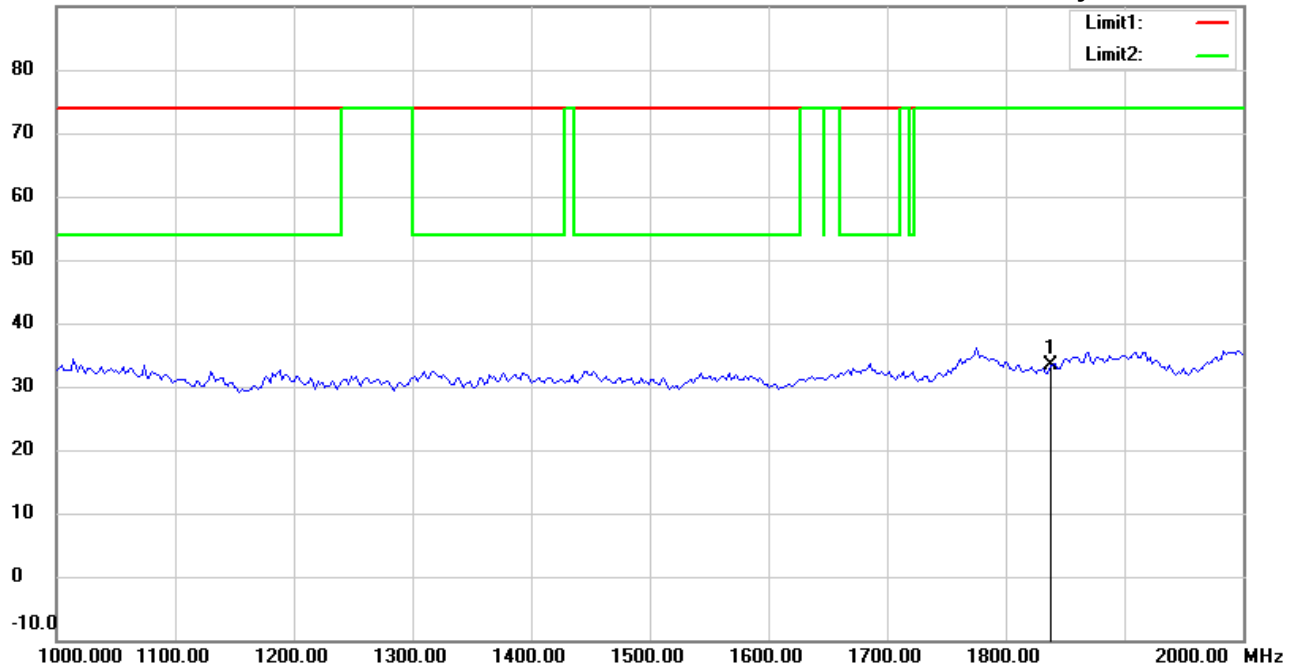
Date: 6/26/2021

Temperature:24.6 °C

90.0 dBuV/m

Time: 2:03:35 AM

Humidity:48.7 %



Site : Chamber

Condition : FCC_part 15 RE-Class C_Above 1GHz_PK

Polarization: *Horizontal*

EUT : W6M22106-21031

Power : 3 Vd.c.

M/N:

Distance: 3m

Test Mode : TX 918.0375MHz

Note :

Mk.	Frequency (MHz)	Reading (dBuV)	Detector	Corr. factor (dB/m)	Result (dBuV/m)	Limit (dBuV/m)	Ant.Pos (cm)	Tab.Pos (deg.)	Margin (dB)	Comment
*	1836.075	40.66	peak	-7.36	33.30	74.00	150	245	-40.70	

*:Maximum data x:Over limit !:over margin



Address:6F.,No.58,Ln 188,Ruey Kuang Rd,Neihu,Taipei
 Tel:+886-2-6606-8877
 Fax:+886-2-6606-8879

Radiated Emission Measurement

Operator: Allen

File :3

Data :#5

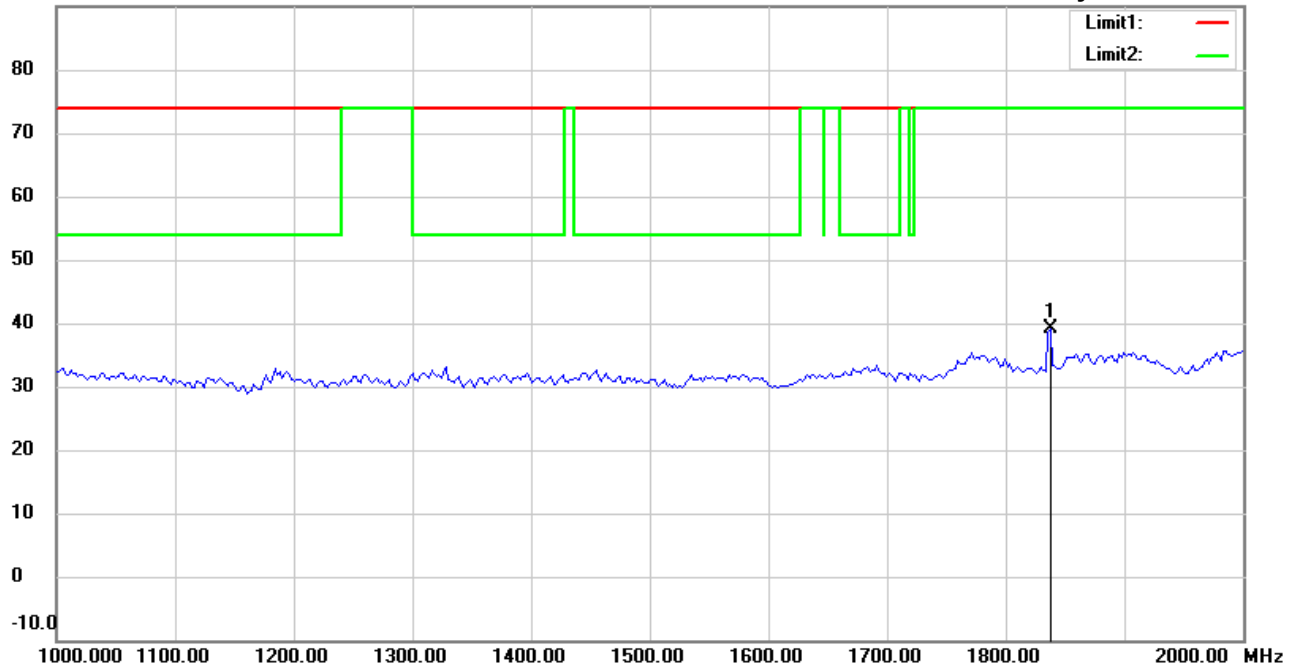
Date: 6/26/2021

Temperature:24.6 °C

90.0 dBuV/m

Time: 2:08:26 AM

Humidity:48.7 %



Site : Chamber

Condition : FCC_part 15 RE-Class C_Above 1GHz_PK

Polarization: *Vertical*

EUT : W6M22106-21031

Power : 3 Vd.c.

M/N:

Distance: 3m

Test Mode : TX 918.0375MHz

Note :

Mk.	Frequency (MHz)	Reading (dBuV)	Detector	Corr. factor (dB/m)	Result (dBuV/m)	Limit (dBuV/m)	Ant.Pos (cm)	Tab.Pos (deg.)	Margin (dB)	Comment
*	1837.675	46.56	peak	-7.35	39.21	74.00	150	135	-34.79	

*:Maximum data x:Over limit !:over margin



Radiated Emission Measurement

Operator: Allen

File :3

Data :#2

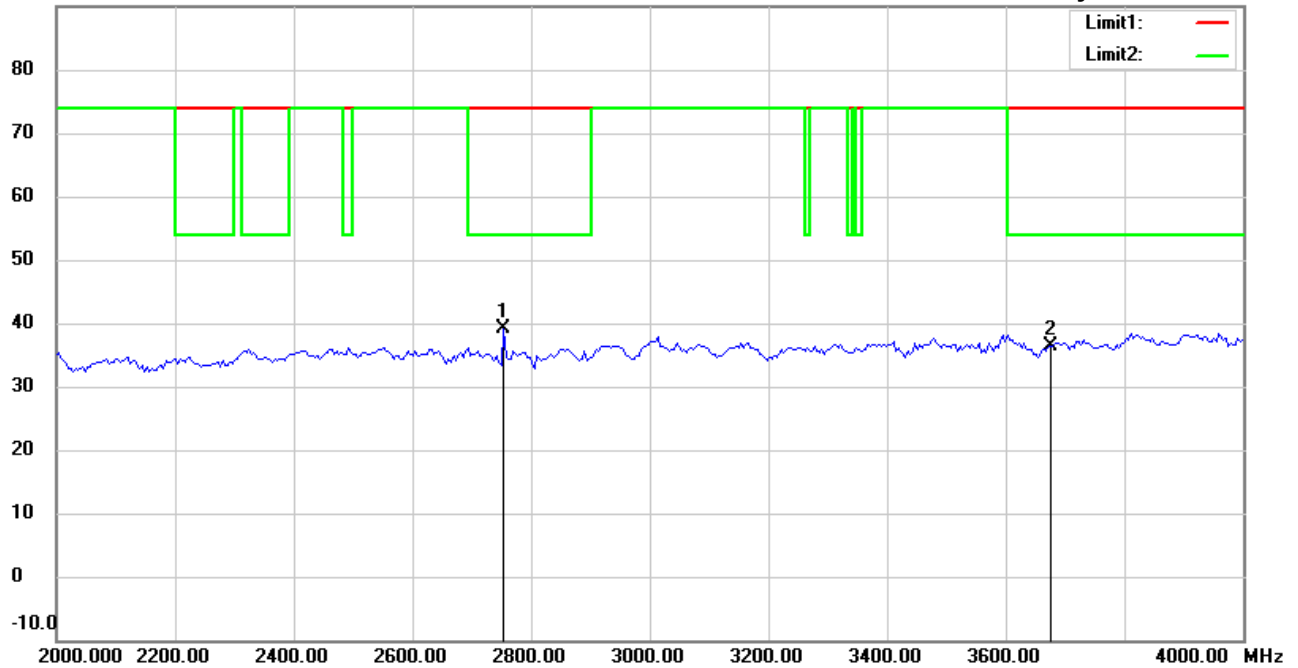
Date: 6/26/2021

Temperature:24.6 °C

90.0 dBuV/m

Time: 2:04:37 AM

Humidity:48.7 %



Site : Chamber

Condition : FCC_part 15 RE-Class C_Above 1GHz_PK

Polarization: *Horizontal*

EUT : W6M22106-21031

Power : 3 Vd.c.

M/N:

Distance: 3m

Test Mode : TX 918.0375MHz

Note :

Mk.	Frequency (MHz)	Reading (dBuV)	Detector	Corr. factor (dB/m)	Result (dBuV/m)	Limit (dBuV/m)	Ant.Pos (cm)	Tab.Pos (deg.)	Margin (dB)	Comment
*	2753.507	44.61	peak	-5.52	39.09	74.00	150	308	-34.91	
	3672.150	39.52	peak	-3.09	36.43	74.00	150	110	-37.57	



Radiated Emission Measurement

Operator: Allen

File :3

Data :#6

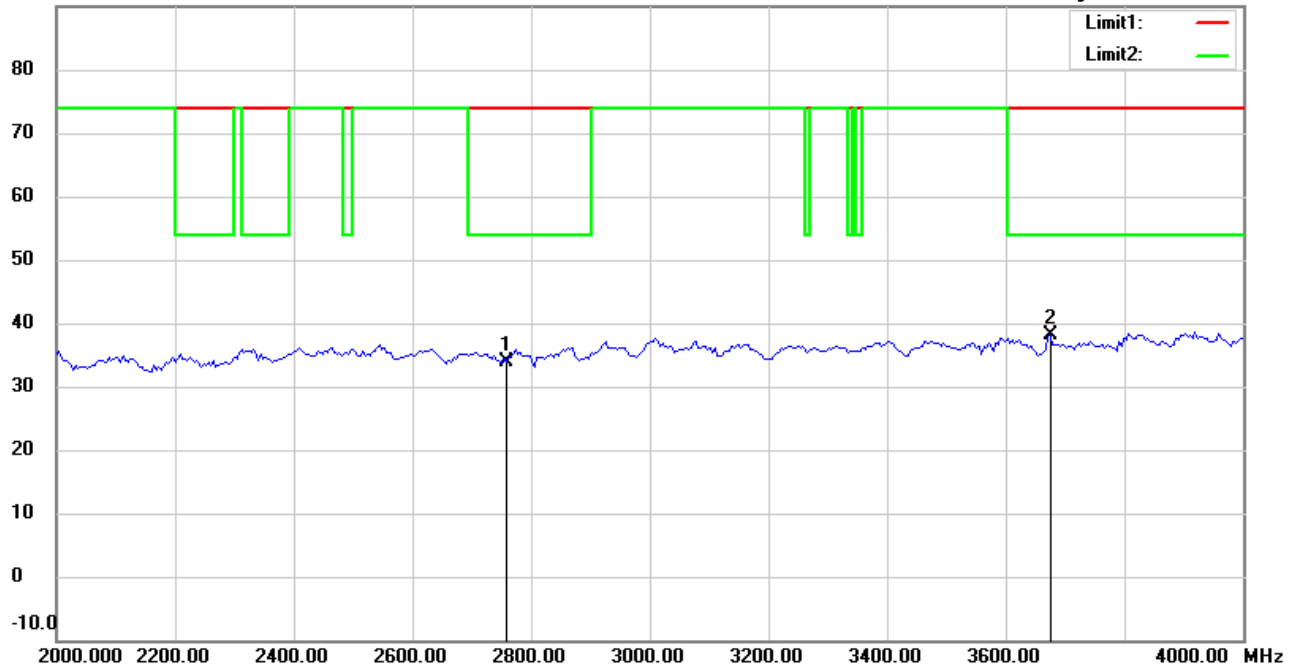
Date: 6/26/2021

Temperature:24.6 °C

90.0 dBuV/m

Time: 2:09:27 AM

Humidity:48.7 %



Site : Chamber

Condition : FCC_part 15 RE-Class C_Above 1GHz_PK

Polarization: *Vertical*

EUT : W6M22106-21031

Power : 3 Vd.c.

M/N:

Distance: 3m

Test Mode : TX 918.0375MHz

Note :

Mk.	Frequency (MHz)	Reading (dBuV)	Detector	Corr. factor (dB/m)	Result (dBuV/m)	Limit (dBuV/m)	Ant.Pos (cm)	Tab.Pos (deg.)	Margin (dB)	Comment
	2754.113	39.44	peak	-5.52	33.92	74.00	150	260	-40.08	
*	3672.150	41.30	peak	-3.09	38.21	74.00	150	185	-35.79	



Address:6F.,No.58,Ln 188,Ruey Kuang Rd,Neihu,Taipei
 Tel:+886-2-6606-8877
 Fax:+886-2-6606-8879

Radiated Emission Measurement

Operator: Allen

File :3

Data :#3

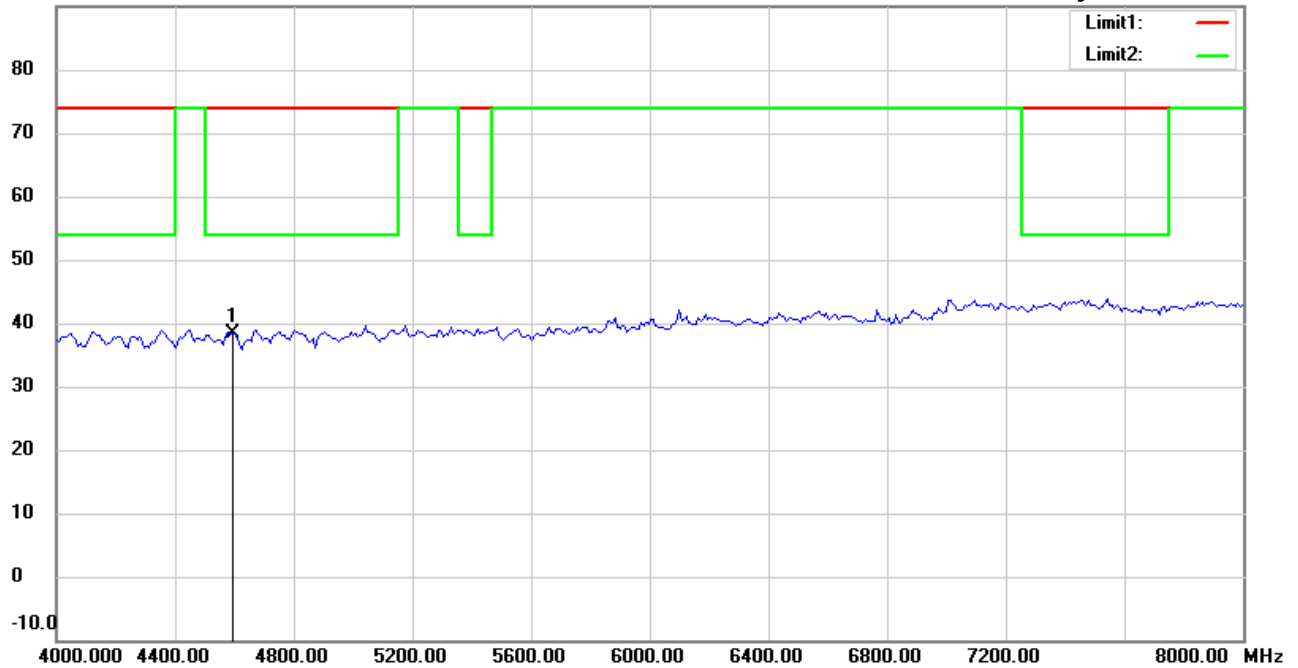
Date: 6/26/2021

Temperature:24.6 °C

90.0 dBuV/m

Time: 2:05:39 AM

Humidity:48.7 %



Site : Chamber

Condition : FCC_part 15 RE-Class C_Above 1GHz_PK

Polarization: *Horizontal*

EUT : W6M22106-21031

Power : 3 Vd.c.

M/N:

Distance: 3m

Test Mode : TX 918.0375MHz

Note :

Mk.	Frequency (MHz)	Reading (dBuV)	Detector	Corr. factor (dB/m)	Result (dBuV/m)	Limit (dBuV/m)	Ant.Pos (cm)	Tab.Pos (deg.)	Margin (dB)	Comment
*	4590.188	40.60	peak	-2.22	38.38	74.00	150	82	-35.62	

*:Maximum data x:Over limit !:over margin



Address:6F.,No.58,Ln 188,Ruey Kuang Rd,Neihu,Taipei
 Tel:+886-2-6606-8877
 Fax:+886-2-6606-8879

Radiated Emission Measurement

Operator: Allen

File :3

Data :#7

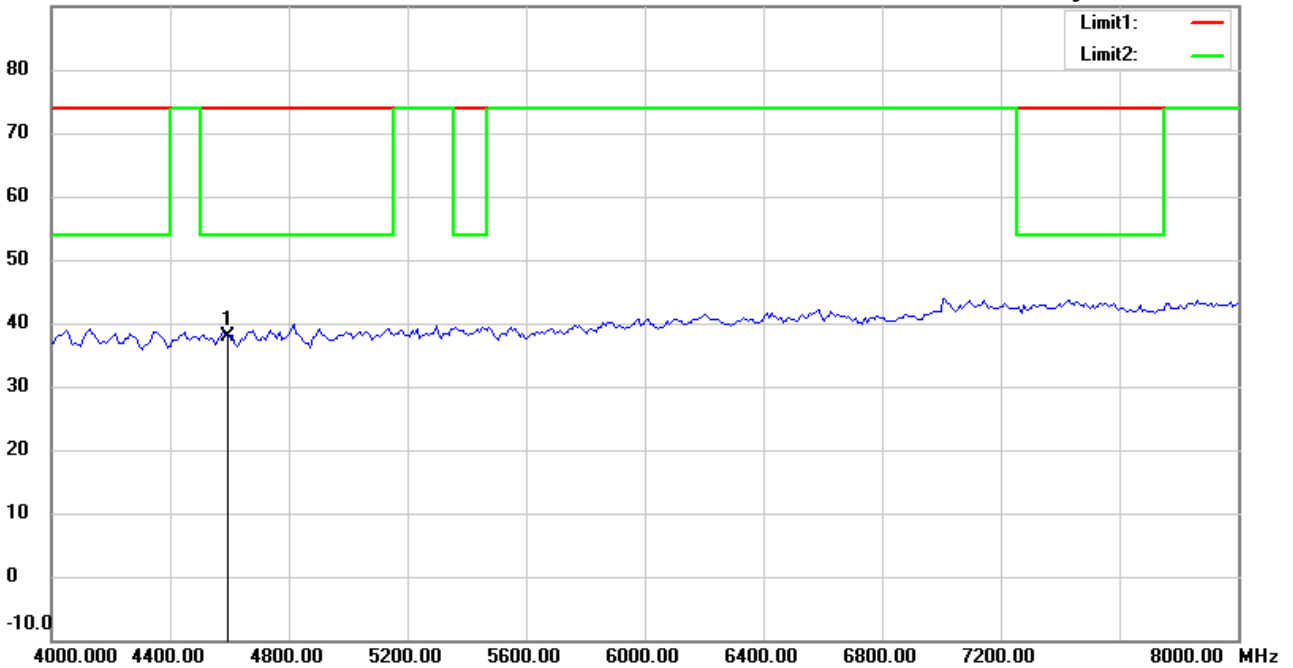
Date: 6/26/2021

Temperature:24.6 °C

90.0 dBuV/m

Time: 2:10:29 AM

Humidity:48.7 %



Site : Chamber

Condition : FCC_part 15 RE-Class C_Above 1GHz_PK

Polarization: **Vertical**

EUT : W6M22106-21031

Power : 3 Vd.c.

M/N:

Distance: 3m

Test Mode : TX 918.0375MHz

Note :

Mk.	Frequency (MHz)	Reading (dBuV)	Detector	Corr. factor (dB/m)	Result (dBuV/m)	Limit (dBuV/m)	Ant.Pos (cm)	Tab.Pos (deg.)	Margin (dB)	Comment
*	4590.188	40.19	peak	-2.22	37.97	74.00	150	0	-36.03	

*:Maximum data x:Over limit !:over margin



Address:6F.,No.58,Ln 188,Ruey Kuang Rd,Neihu,Taipei
 Tel:+886-2-6606-8877
 Fax:+886-2-6606-8879

Radiated Emission Measurement

Operator: Allen

File :3

Data :#4

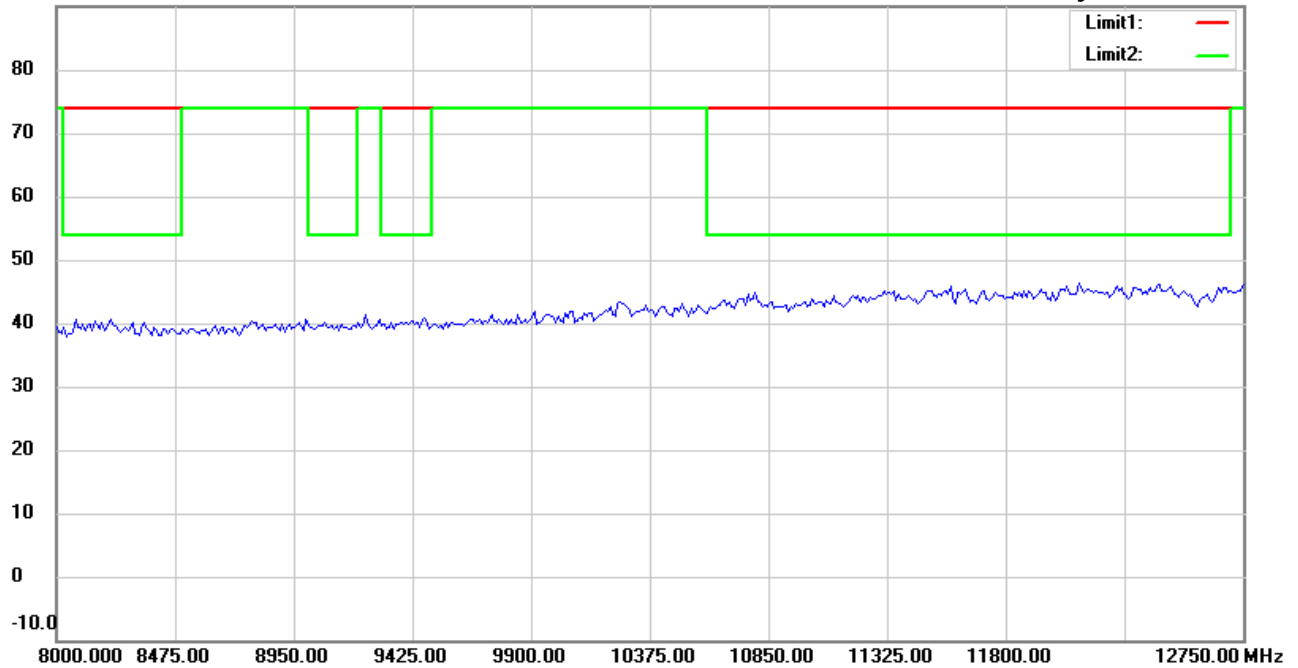
Date: 6/26/2021

Temperature:24.6 °C

90.0 dBuV/m

Time: 2:07:24 AM

Humidity:48.7 %



Site : Chamber

Condition : FCC_part 15 RE-Class C_Above 1GHz_PK

Polarization: *Horizontal*

EUT : W6M22106-21031

Power : 3 Vd.c.

M/N:

Distance: 3m

Test Mode : TX 918.0375MHz

Note :

Mk.	Frequency (MHz)	Reading (dBuV)	Detector	Corr. factor (dB/m)	Result (dBuV/m)	Limit (dBuV/m)	Ant.Pos (cm)	Tab.Pos (deg.)	Margin (dB)	Comment
-----	-----------------	----------------	----------	---------------------	-----------------	----------------	--------------	----------------	-------------	---------

*:Maximum data x:Over limit !:over margin



Address:6F.,No.58,Ln 188,Ruey Kuang Rd,Neihu,Taipei
 Tel:+886-2-6606-8877
 Fax:+886-2-6606-8879

Radiated Emission Measurement

Operator: Allen

File :3

Data :#8

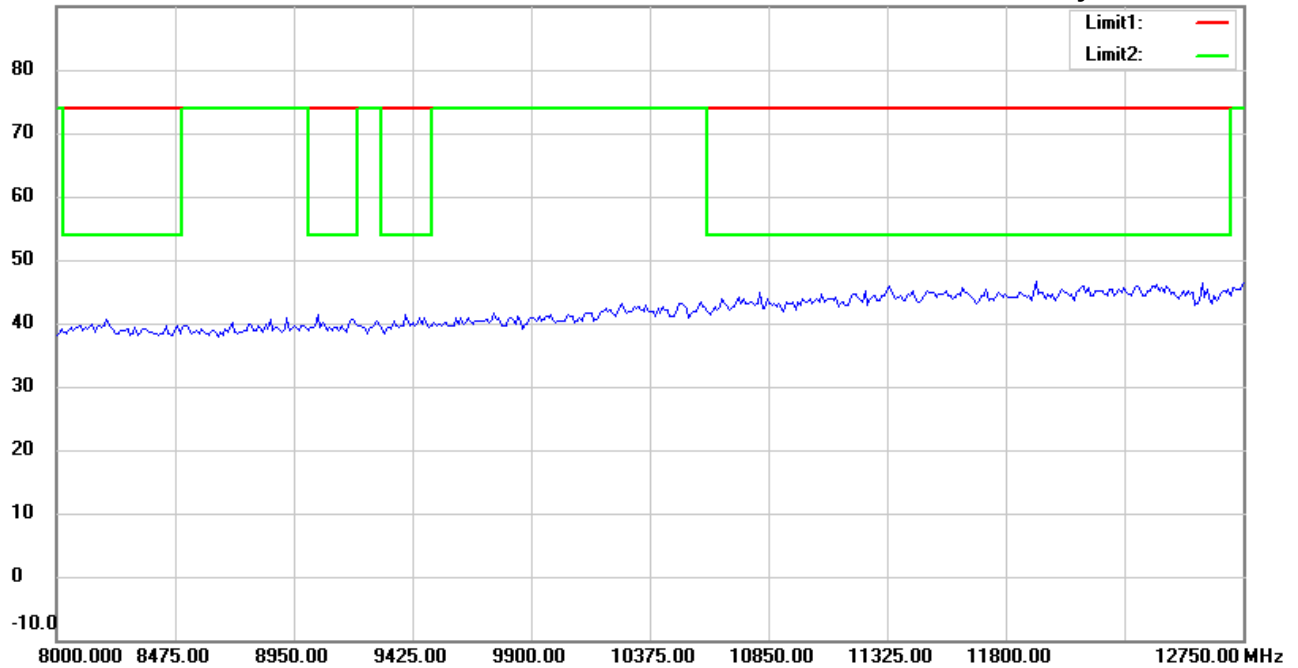
Date: 6/26/2021

Temperature:24.6 °C

90.0 dBuV/m

Time: 2:11:32 AM

Humidity:48.7 %



Site : Chamber

Condition : FCC_part 15 RE-Class C_Above 1GHz_PK

Polarization: *Vertical*

EUT : W6M22106-21031

Power : 3 Vd.c.

M/N:

Distance: 3m

Test Mode : TX 918.0375MHz

Note :

Mk.	Frequency (MHz)	Reading (dBuV)	Detector	Corr. factor (dB/m)	Result (dBuV/m)	Limit (dBuV/m)	Ant.Pos (cm)	Tab.Pos (deg.)	Margin (dB)	Comment
-----	-----------------	----------------	----------	---------------------	-----------------	----------------	--------------	----------------	-------------	---------

*:Maximum data x:Over limit !:over margin



Radiated Emission Measurement

Operator: Allen

File :1

Data :#1

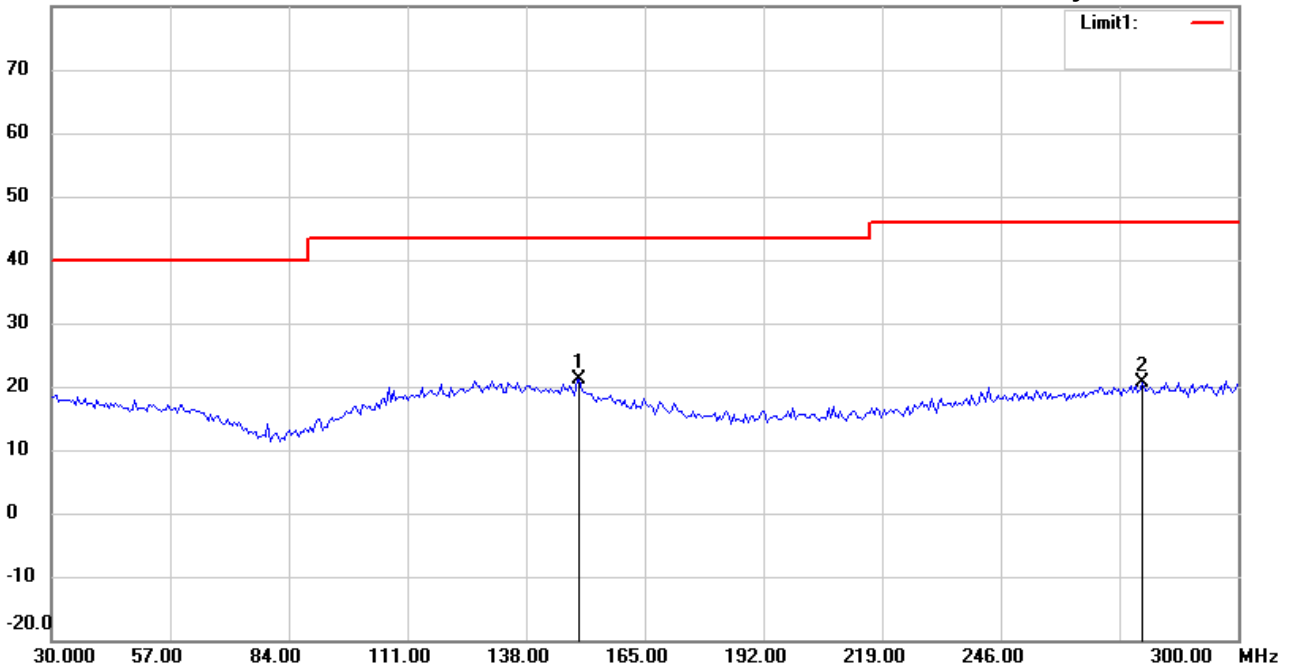
Date: 6/26/2021

Temperature:24.6 °C

80.0 dBuV/m

Time: 12:47:02 AM

Humidity:48.7 %



Site : Chamber

Condition : FCC_part 15 RE-Class C_30-1000MHz

Polarization: *Horizontal*

EUT : W6M22106-21031

Power : 3 Vd.c.

M/N:

Distance: 3m

Test Mode : TX 921.98MHz

Note :

Mk.	Frequency (MHz)	Reading (dBuV)	Detector	Corr. factor (dB/m)	Result (dBuV/m)	Limit (dBuV/m)	Ant.Pos (cm)	Tab.Pos (deg.)	Margin (dB)	Comment
*	150.1202	28.40	peak	-7.28	21.12	43.50	115	300	-22.38	
	278.3567	26.97	peak	-6.22	20.75	46.00	120	75	-25.25	



Radiated Emission Measurement

Operator: Allen

File :1

Data :#2

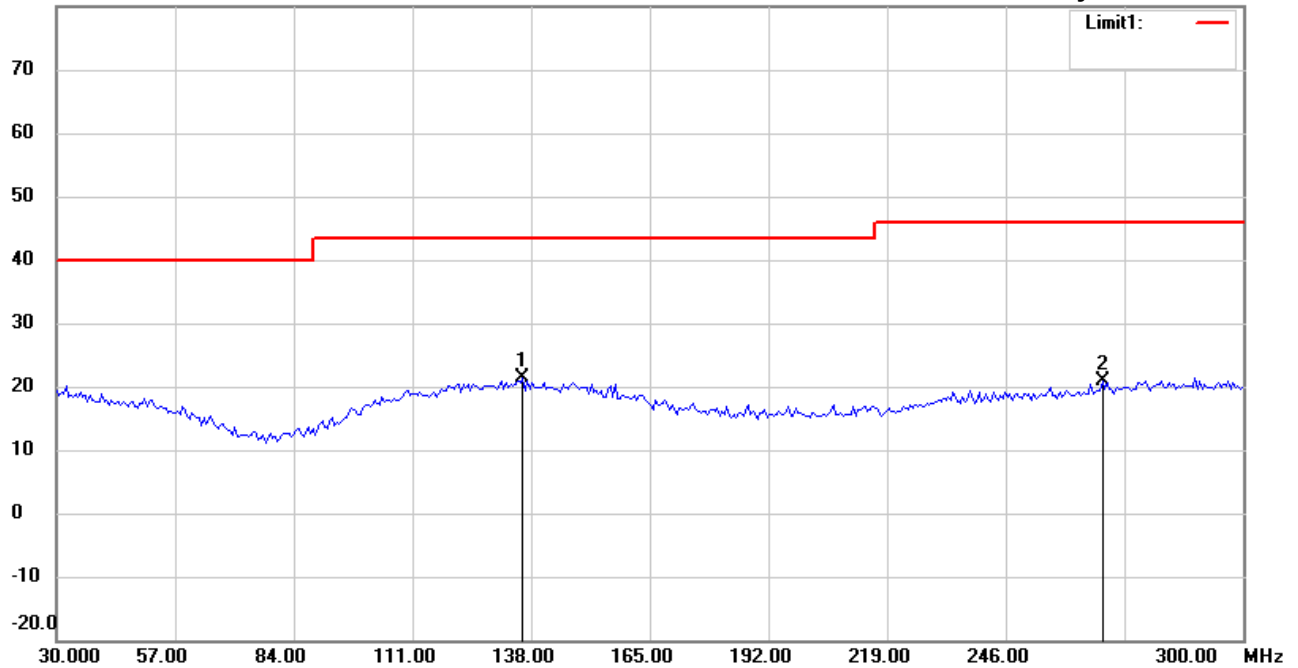
Date: 6/26/2021

Temperature:24.6 °C

80.0 dBuV/m

Time: 12:49:26 AM

Humidity:48.7 %



Site : Chamber

Condition : FCC_part 15 RE-Class C_30-1000MHz

EUT : W6M22106-21031

M/N:

Test Mode : TX 921.98MHz

Note :

Polarization: *Vertical*

Power : 3 Vd.c.

Distance: 3m

Mk.	Frequency (MHz)	Reading (dBuV)	Detector	Corr. factor (dB/m)	Result (dBuV/m)	Limit (dBuV/m)	Ant.Pos (cm)	Tab.Pos (deg.)	Margin (dB)	Comment
*	136.0520	28.02	peak	-6.70	21.32	43.50	100	85	-22.18	
	268.0762	27.67	peak	-6.71	20.96	46.00	135	210	-25.04	



Address:6F.,No.58,Ln 188,Ruey Kuang Rd,Neihu,Taipei
 Tel:+886-2-6606-8877
 Fax:+886-2-6606-8879

Radiated Emission Measurement

Operator: Allen

File :2

Data :#1

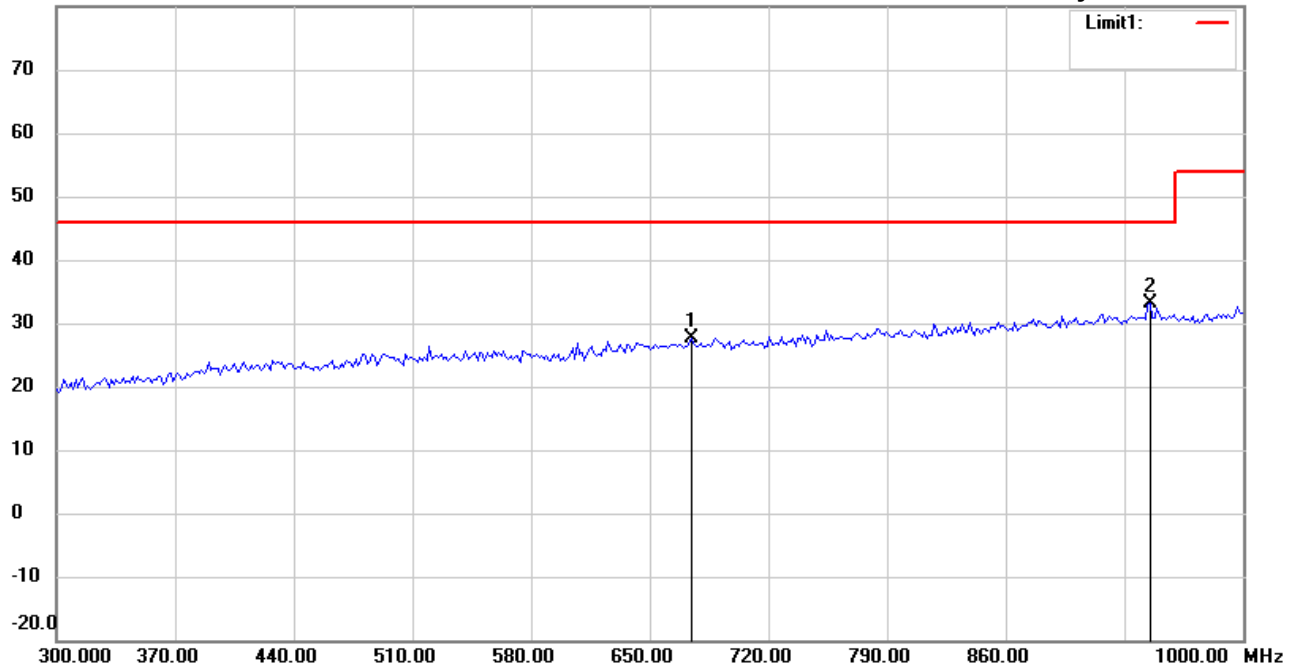
Date: 6/26/2021

Temperature:24.6 °C

80.0 dBuV/m

Time: 1:15:20 AM

Humidity:48.7 %



Site : Chamber

Condition : FCC_part 15 RE-Class C_30-1000MHz

Polarization: *Horizontal*

EUT : W6M22106-21031

Power : 3 Vd.c.

M/N:

Distance: 3m

Test Mode : TX 921.98MHz

Note :

Mk.	Frequency (MHz)	Reading (dBuV)	Detector	Corr. factor (dB/m)	Result (dBuV/m)	Limit (dBuV/m)	Ant.Pos (cm)	Tab.Pos (deg.)	Margin (dB)	Comment
	674.5490	27.77	peak	-0.19	27.58	46.00	130	245	-18.42	
*	945.2906	28.70	peak	4.41	33.11	46.00	100	170	-12.89	

*:Maximum data x:Over limit !:over margin



Address:6F.,No.58,Ln 188,Ruey Kuang Rd,Neihu,Taipei
 Tel:+886-2-6606-8877
 Fax:+886-2-6606-8879

Radiated Emission Measurement

Operator: Allen

File :2

Data :#2

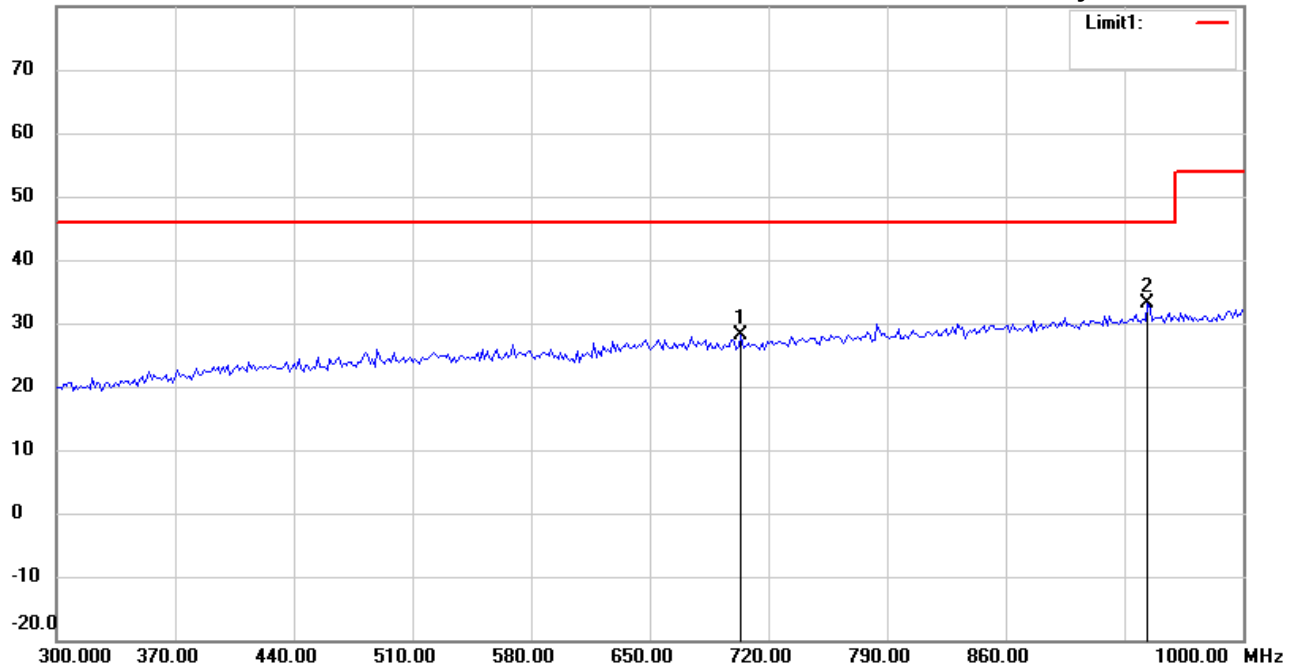
Date: 6/26/2021

Temperature:24.6 °C

80.0 dBuV/m

Time: 1:16:13 AM

Humidity:48.7 %



Site : Chamber

Condition : FCC_part 15 RE-Class C_30-1000MHz

Polarization: *Vertical*

EUT : W6M22106-21031

Power : 3 Vd.c.

M/N:

Distance: 3m

Test Mode : TX 921.98MHz

Note :

Mk.	Frequency (MHz)	Reading (dBuV)	Detector	Corr. factor (dB/m)	Result (dBuV/m)	Limit (dBuV/m)	Ant.Pos (cm)	Tab.Pos (deg.)	Margin (dB)	Comment
	704.0080	28.07	peak	-0.04	28.03	46.00	115	145	-17.97	
*	943.8876	28.77	peak	4.39	33.16	46.00	100	320	-12.84	

*:Maximum data x:Over limit !:over margin



Address:6F.,No.58,Ln 188,Ruey Kuang Rd,Neihu,Taipei
 Tel:+886-2-6606-8877
 Fax:+886-2-6606-8879

Radiated Emission Measurement

Operator: Allen

File :3

Data :#1

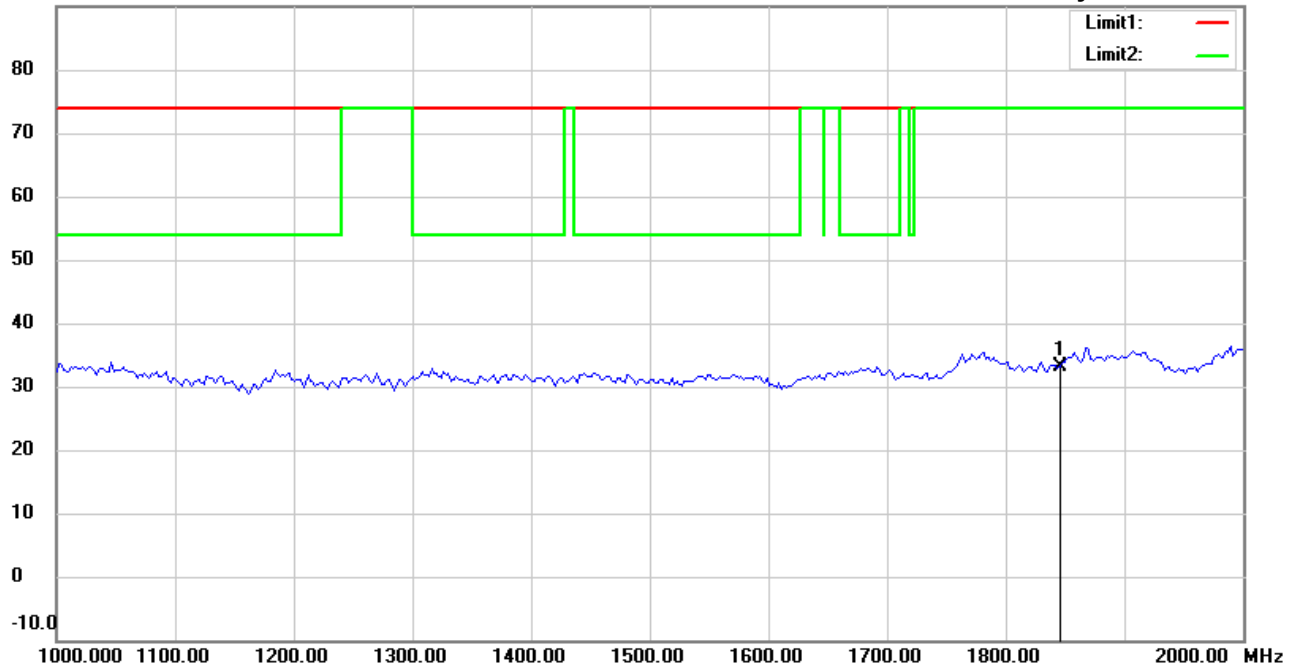
Date: 6/26/2021

Temperature:24.6 °C

90.0 dBuV/m

Time: 2:20:28 AM

Humidity:48.7 %



Site : Chamber

Condition : FCC_part 15 RE-Class C_Above 1GHz_PK

Polarization: *Horizontal*

EUT : W6M22106-21031

Power : 3 Vd.c.

M/N:

Distance: 3m

Test Mode : TX 921.98MHz

Note :

Mk.	Frequency (MHz)	Reading (dBuV)	Detector	Corr. factor (dB/m)	Result (dBuV/m)	Limit (dBuV/m)	Ant.Pos (cm)	Tab.Pos (deg.)	Margin (dB)	Comment
*	1843.960	40.35	peak	-7.30	33.05	74.00	150	172	-40.95	

*:Maximum data x:Over limit !:over margin



Radiated Emission Measurement

Operator: Allen

File :3

Data :#5

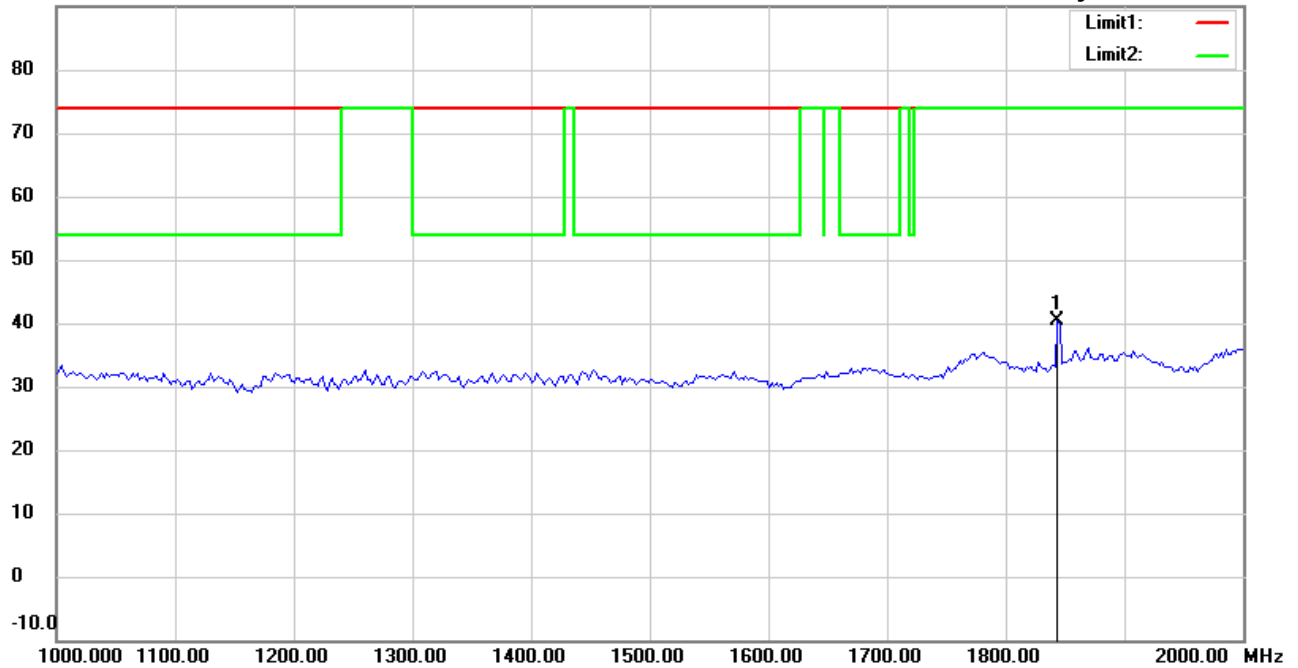
Date: 6/26/2021

Temperature:24.6 °C

90.0 dBuV/m

Time: 2:24:37 AM

Humidity:48.7 %



Site : Chamber

Condition : FCC_part 15 RE-Class C_Above 1GHz_PK

Polarization: *Vertical*

EUT : W6M22106-21031

Power : 3 Vd.c.

M/N:

Distance: 3m

Test Mode : TX 921.98MHz

Note :

Mk.	Frequency (MHz)	Reading (dBuV)	Detector	Corr. factor (dB/m)	Result (dBuV/m)	Limit (dBuV/m)	Ant.Pos (cm)	Tab.Pos (deg.)	Margin (dB)	Comment
*	1843.687	47.75	peak	-7.30	40.45	74.00	150	74	-33.55	



Radiated Emission Measurement

Operator: Allen

File :3

Data :#2

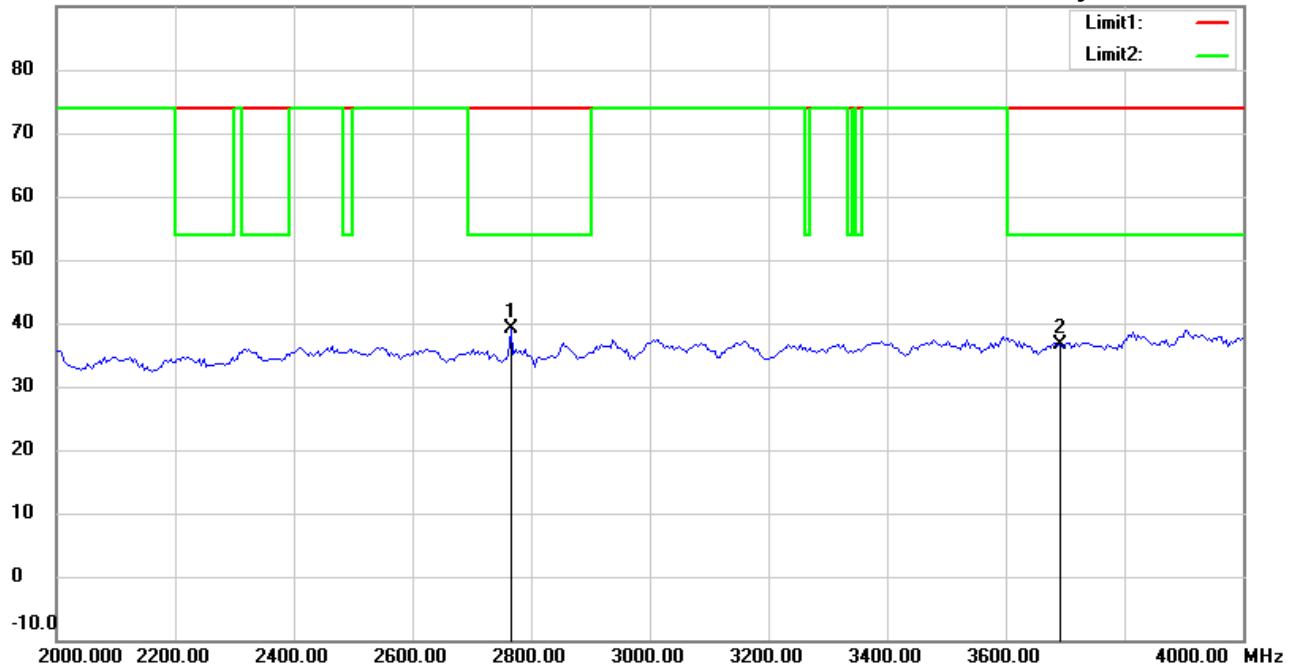
Date: 6/26/2021

Temperature:24.6 °C

90.0 dBuV/m

Time: 2:21:29 AM

Humidity:48.7 %



Site : Chamber

Condition : FCC_part 15 RE-Class C_Above 1GHz_PK

Polarization: *Horizontal*

EUT : W6M22106-21031

Power : 3 Vd.c.

M/N:

Distance: 3m

Test Mode : TX 921.98MHz

Note :

Mk.	Frequency (MHz)	Reading (dBuV)	Detector	Corr. factor (dB/m)	Result (dBuV/m)	Limit (dBuV/m)	Ant.Pos (cm)	Tab.Pos (deg.)	Margin (dB)	Comment
*	2765.531	44.75	peak	-5.52	39.23	74.00	150	78	-34.77	
	3687.920	39.74	peak	-3.15	36.59	74.00	150	210	-37.41	



Radiated Emission Measurement

Operator: Allen

File :3

Data :#6

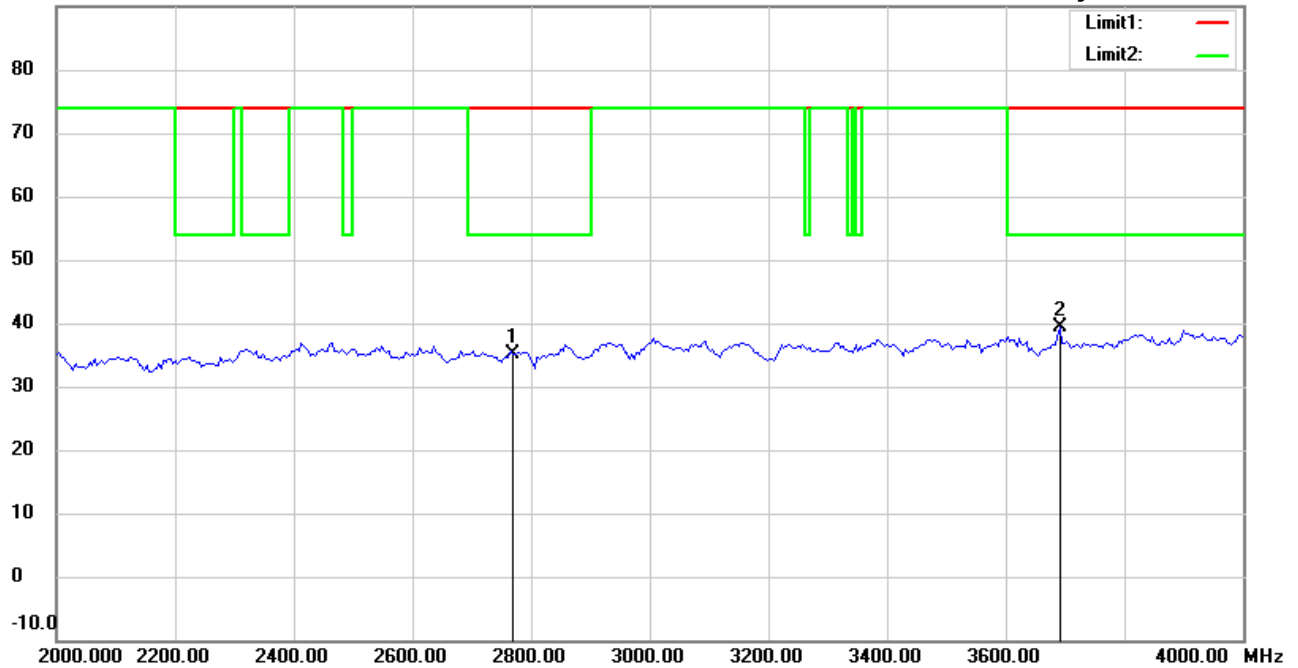
Date: 6/26/2021

Temperature:24.6 °C

90.0 dBuV/m

Time: 2:25:39 AM

Humidity:48.7 %



Site : Chamber

Condition : FCC_part 15 RE-Class C_Above 1GHz_PK

Polarization: *Vertical*

EUT : W6M22106-21031

Power : 3 Vd.c.

M/N:

Distance: 3m

Test Mode : TX 921.98MHz

Note :

Mk.	Frequency (MHz)	Reading (dBuV)	Detector	Corr. factor (dB/m)	Result (dBuV/m)	Limit (dBuV/m)	Ant.Pos (cm)	Tab.Pos (deg.)	Margin (dB)	Comment
	2765.940	40.54	peak	-5.52	35.02	74.00	150	138	-38.98	
*	3687.920	42.57	peak	-3.15	39.42	74.00	150	30	-34.58	



Address:6F.,No.58,Ln 188,Ruey Kuang Rd,Neihu,Taipei
 Tel:+886-2-6606-8877
 Fax:+886-2-6606-8879

Radiated Emission Measurement

Operator: Allen

File :3

Data :#3

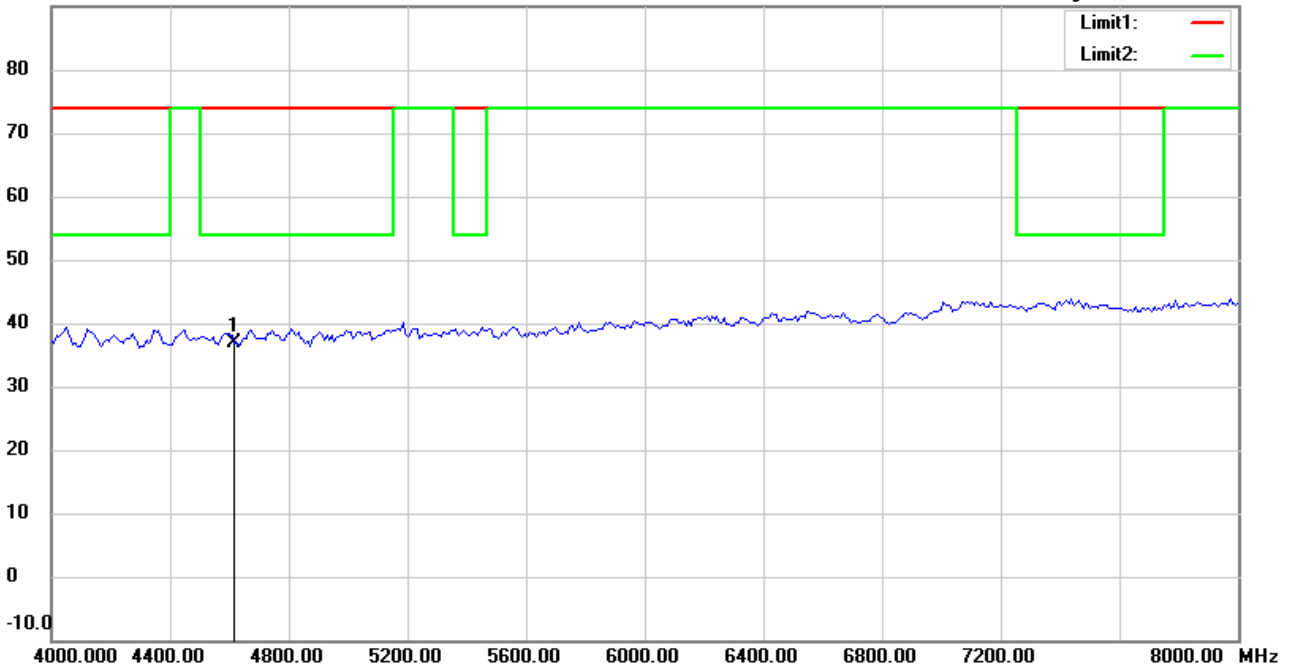
Date: 6/26/2021

Temperature:24.6 °C

90.0 dBuV/m

Time: 2:22:31 AM

Humidity:48.7 %



Site : Chamber

Condition : FCC_part 15 RE-Class C_Above 1GHz_PK

Polarization: *Horizontal*

EUT : W6M22106-21031

Power : 3 Vd.c.

M/N:

Distance: 3m

Test Mode : TX 921.98MHz

Note :

Mk.	Frequency (MHz)	Reading (dBuV)	Detector	Corr. factor (dB/m)	Result (dBuV/m)	Limit (dBuV/m)	Ant.Pos (cm)	Tab.Pos (deg.)	Margin (dB)	Comment
*	4609.900	39.00	peak	-2.23	36.77	74.00	150	324	-37.23	

*:Maximum data x:Over limit !:over margin



Address:6F.,No.58,Ln 188,Ruey Kuang Rd,Neihu,Taipei
 Tel:+886-2-6606-8877
 Fax:+886-2-6606-8879

Radiated Emission Measurement

Operator: Allen

File :3

Data :#7

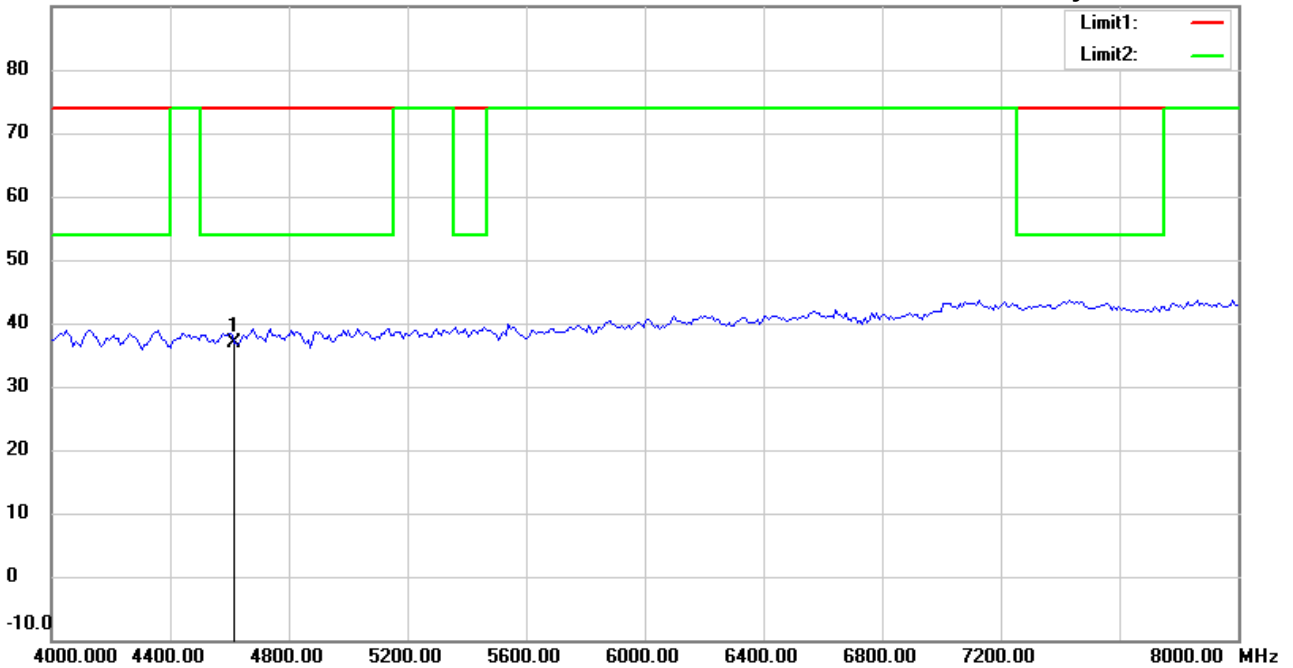
Date: 6/26/2021

Temperature:24.6 °C

90.0 dBuV/m

Time: 2:26:41 AM

Humidity:48.7 %



Site : Chamber

Condition : FCC_part 15 RE-Class C_Above 1GHz_PK

Polarization: *Vertical*

EUT : W6M22106-21031

Power : 3 Vd.c.

M/N:

Distance: 3m

Test Mode : TX 921.98MHz

Note :

Mk.	Frequency (MHz)	Reading (dBuV)	Detector	Corr. factor (dB/m)	Result (dBuV/m)	Limit (dBuV/m)	Ant.Pos (cm)	Tab.Pos (deg.)	Margin (dB)	Comment
*	4609.900	39.17	peak	-2.23	36.94	74.00	150	270	-37.06	

*:Maximum data x:Over limit !:over margin



Address:6F.,No.58,Ln 188,Ruey Kuang Rd,Neihu,Taipei
 Tel:+886-2-6606-8877
 Fax:+886-2-6606-8879

Radiated Emission Measurement

Operator: Allen

File :3

Data :#4

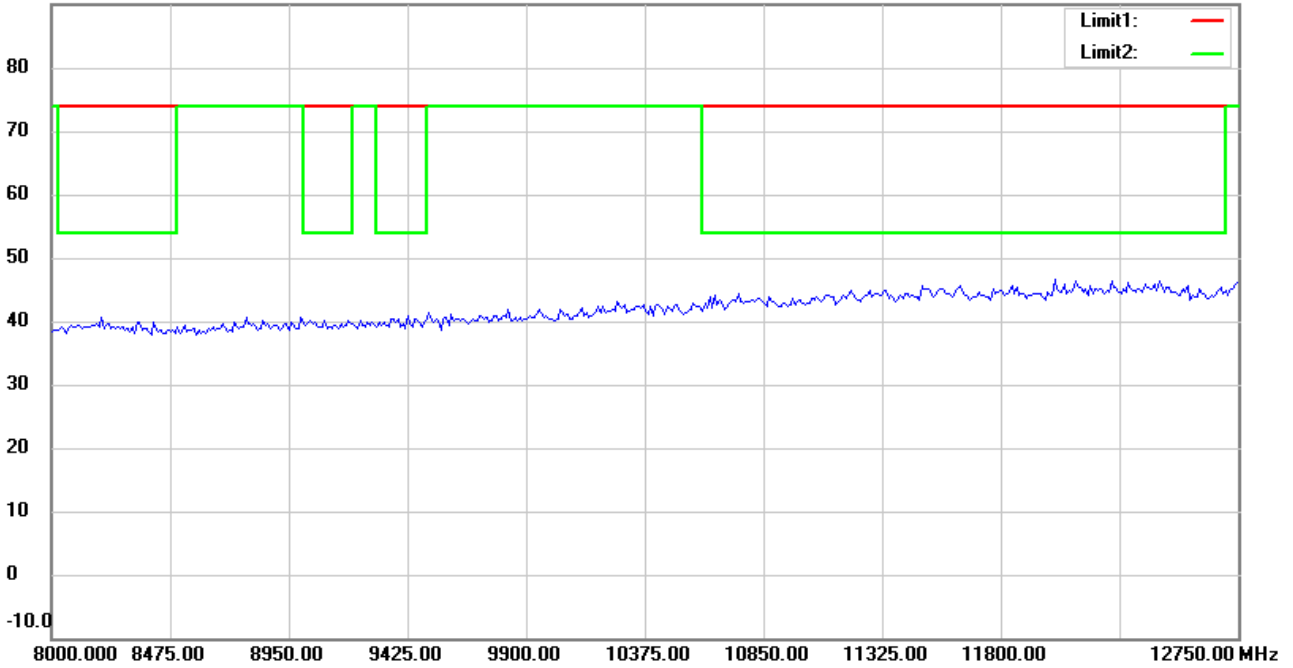
Date: 6/26/2021

Temperature:24.6 °C

90.0 dBuV/m

Time: 2:23:35 AM

Humidity:48.7 %



Site : Chamber

Condition : FCC_part 15 RE-Class C_Above 1GHz_PK

Polarization: *Horizontal*

EUT : W6M22106-21031

Power : 3 Vd.c.

M/N:

Distance: 3m

Test Mode : TX 921.98MHz

Note :

Mk.	Frequency (MHz)	Reading (dBuV)	Detector	Corr. factor (dB/m)	Result (dBuV/m)	Limit (dBuV/m)	Ant.Pos (cm)	Tab.Pos (deg.)	Margin (dB)	Comment
-----	-----------------	----------------	----------	---------------------	-----------------	----------------	--------------	----------------	-------------	---------

*:Maximum data x:Over limit !:over margin



Address:6F.,No.58,Ln 188,Ruey Kuang Rd,Neihu,Taipei
 Tel:+886-2-6606-8877
 Fax:+886-2-6606-8879

Radiated Emission Measurement

Operator: Allen

File :3

Data :#8

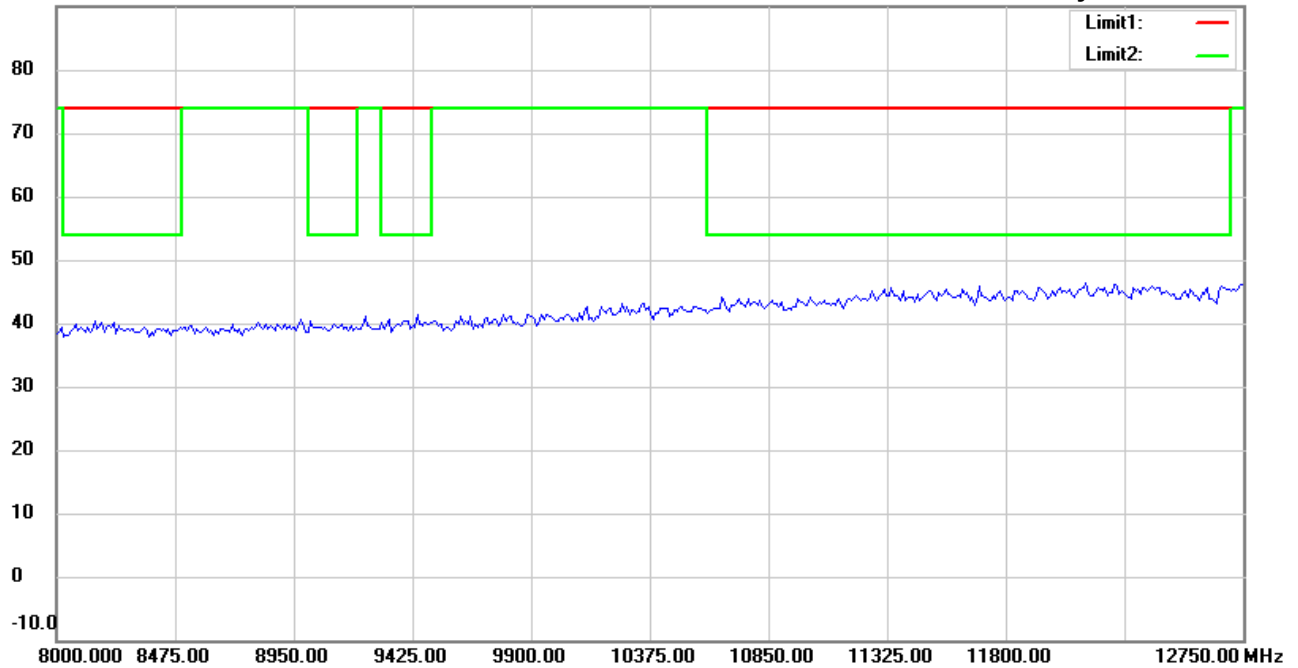
Date: 6/26/2021

Temperature:24.6 °C

90.0 dBuV/m

Time: 2:28:17 AM

Humidity:48.7 %



Site : Chamber

Condition : FCC_part 15 RE-Class C_Above 1GHz_PK

Polarization: *Vertical*

EUT : W6M22106-21031

Power : 3 Vd.c.

M/N:

Distance: 3m

Test Mode : TX 921.98MHz

Note :

Mk.	Frequency (MHz)	Reading (dBuV)	Detector	Corr. factor (dB/m)	Result (dBuV/m)	Limit (dBuV/m)	Ant.Pos (cm)	Tab.Pos (deg.)	Margin (dB)	Comment
-----	-----------------	----------------	----------	---------------------	-----------------	----------------	--------------	----------------	-------------	---------

*:Maximum data x:Over limit !:over margin



Radiated Emission Measurement

Operator: Allen

File :1

Data :#1

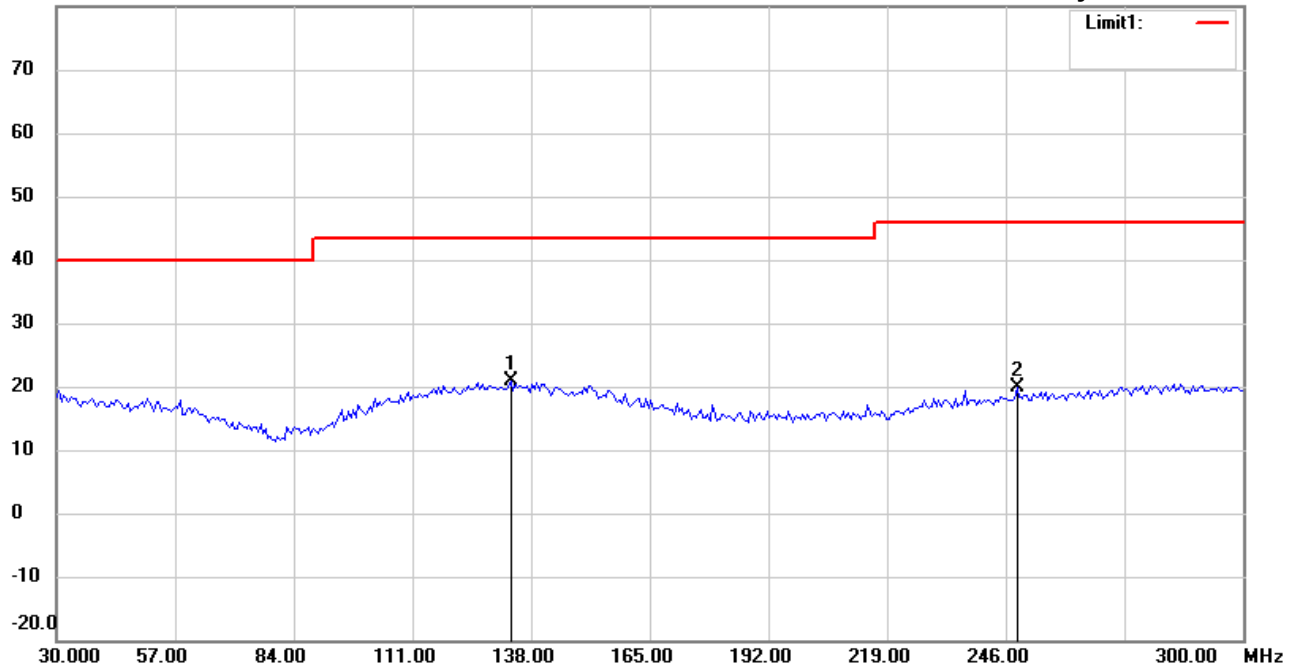
Date: 6/26/2021

Temperature:24.6 °C

80.0 dBuV/m

Time: 12:52:43 AM

Humidity:48.7 %



Site : Chamber

Condition : FCC_part 15 RE-Class C_30-1000MHz

EUT : W6M22106-21031

M/N:

Test Mode : TX 924.48MHz

Note :

Polarization: *Horizontal*

Power : 3 Vd.c.

Distance: 3m

Mk.	Frequency (MHz)	Reading (dBuV)	Detector	Corr. factor (dB/m)	Result (dBuV/m)	Limit (dBuV/m)	Ant.Pos (cm)	Tab.Pos (deg.)	Margin (dB)	Comment
*	133.3466	27.67	peak	-6.76	20.91	43.50	105	188	-22.59	
	248.5972	27.61	peak	-7.82	19.79	46.00	120	345	-26.21	



Radiated Emission Measurement

Operator: Allen

File :1

Data :#2

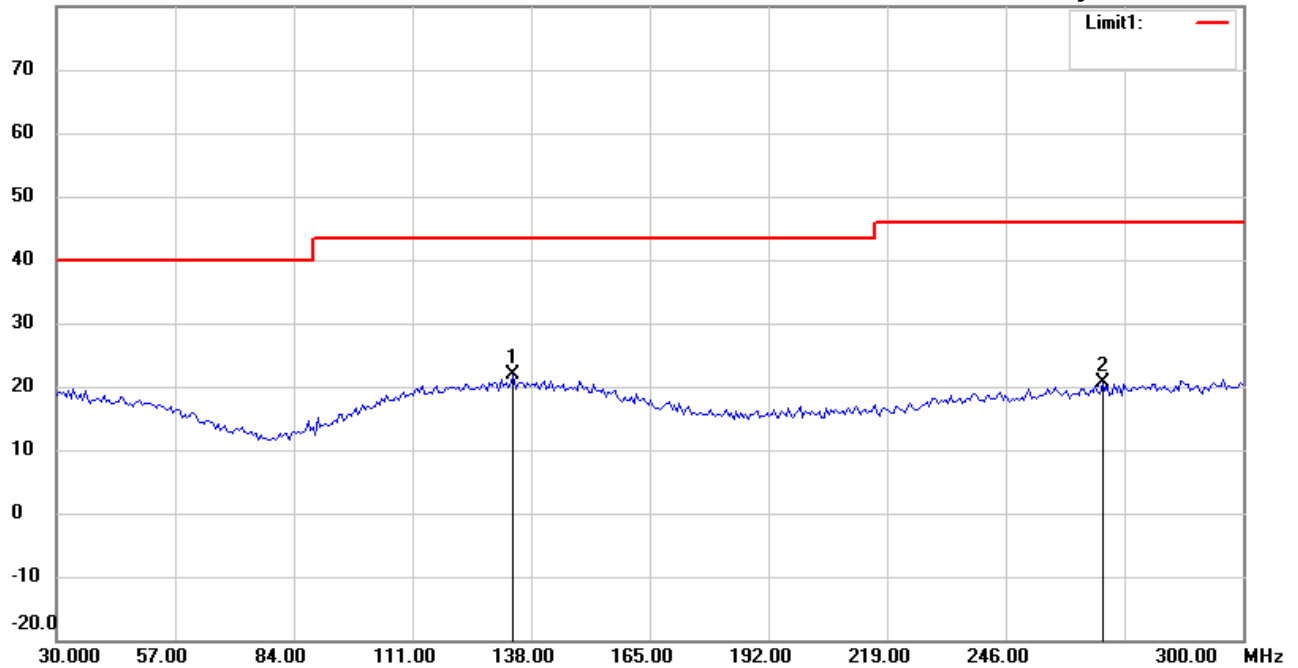
Date: 6/26/2021

Temperature:24.6 °C

80.0 dBuV/m

Time: 12:54:45 AM

Humidity:48.7 %



Site : Chamber

Condition : FCC_part 15 RE-Class C_30-1000MHz

EUT : W6M22106-21031

M/N:

Test Mode : TX 924.48MHz

Note :

Polarization: *Vertical*

Power : 3 Vd.c.

Distance: 3m

Mk.	Frequency (MHz)	Reading (dBuV)	Detector	Corr. factor (dB/m)	Result (dBuV/m)	Limit (dBuV/m)	Ant.Pos (cm)	Tab.Pos (deg.)	Margin (dB)	Comment
*	133.8878	28.59	peak	-6.75	21.84	43.50	140	360	-21.66	
	268.0762	27.26	peak	-6.71	20.55	46.00	125	215	-25.45	



Radiated Emission Measurement

Operator: Allen

File :2

Data :#1

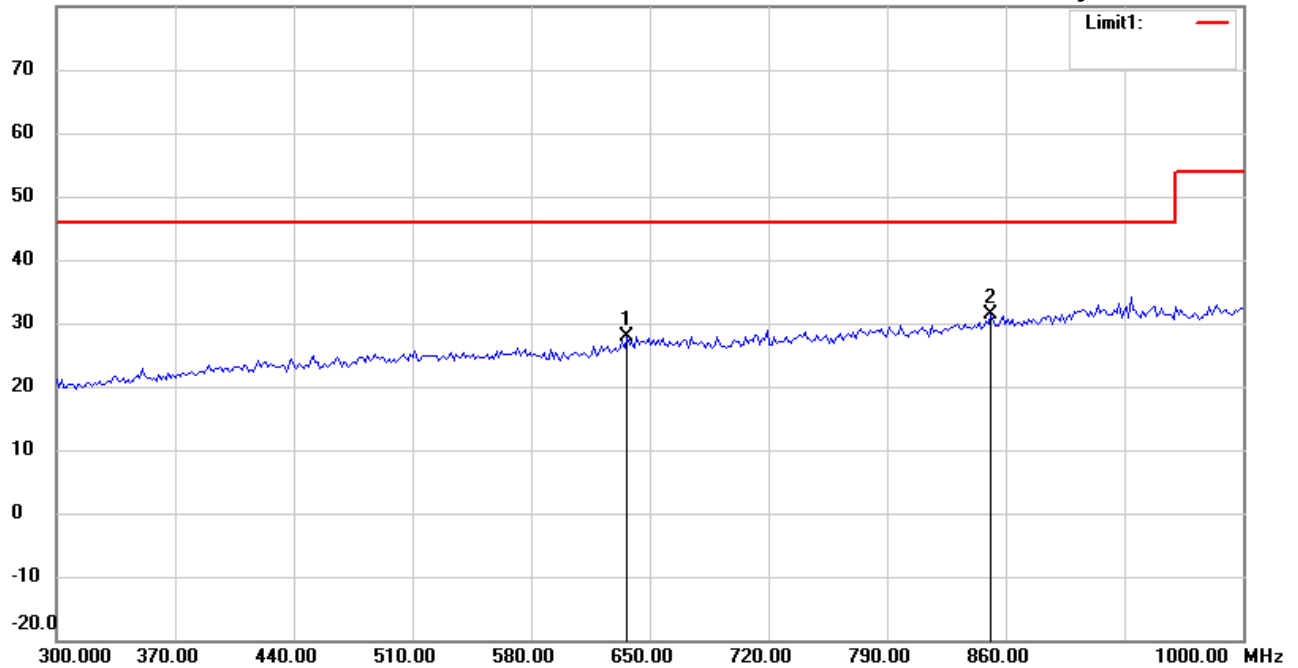
Date: 6/26/2021

Temperature:24.6 °C

80.0 dBuV/m

Time: 1:45:26 AM

Humidity:48.7 %



Site : Chamber

Condition : FCC_part 15 RE-Class C_30-1000MHz

Polarization: *Horizontal*

EUT : W6M22106-21031

Power : 3 Vd.c.

M/N:

Distance: 3m

Test Mode : TX 924.48MHz

Note :

Mk.	Frequency (MHz)	Reading (dBuV)	Detector	Corr. factor (dB/m)	Result (dBuV/m)	Limit (dBuV/m)	Ant.Pos (cm)	Tab.Pos (deg.)	Margin (dB)	Comment
	636.6733	28.63	peak	-0.75	27.88	46.00	100	160	-18.12	
*	851.3025	28.46	peak	2.86	31.32	46.00	125	20	-14.68	



Radiated Emission Measurement

Operator: Allen

File :2

Data :#2

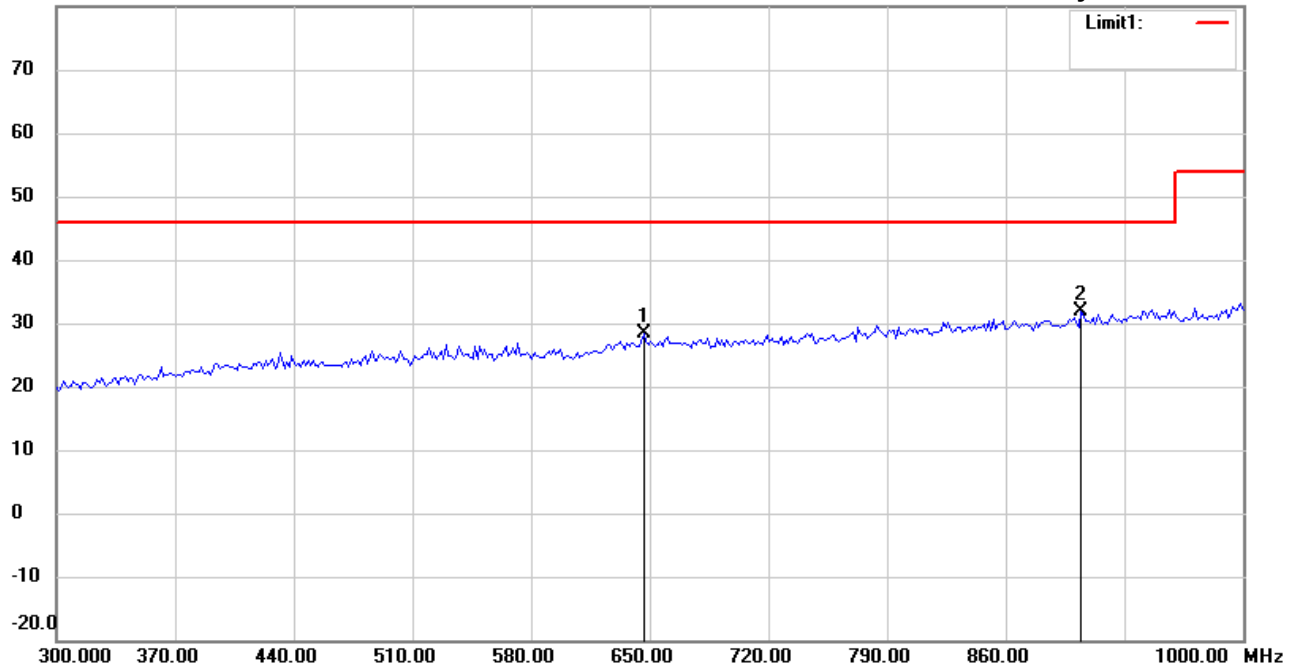
Date: 6/26/2021

Temperature:24.6 °C

80.0 dBuV/m

Time: 1:46:44 AM

Humidity:48.7 %



Site : Chamber

Condition : FCC_part 15 RE-Class C_30-1000MHz

Polarization: **Vertical**

EUT : W6M22106-21031

Power : 3 Vd.c.

M/N:

Distance: 3m

Test Mode : TX 924.48MHz

Note :

Mk.	Frequency (MHz)	Reading (dBuV)	Detector	Corr. factor (dB/m)	Result (dBuV/m)	Limit (dBuV/m)	Ant.Pos (cm)	Tab.Pos (deg.)	Margin (dB)	Comment
	646.4930	28.89	peak	-0.39	28.50	46.00	115	45	-17.50	
*	904.6092	28.17	peak	3.67	31.84	46.00	130	320	-14.16	



Address:6F.,No.58,Ln 188,Ruey Kuang Rd,Neihu,Taipei
 Tel:+886-2-6606-8877
 Fax:+886-2-6606-8879

Radiated Emission Measurement

Operator: Allen

File :3

Data :#1

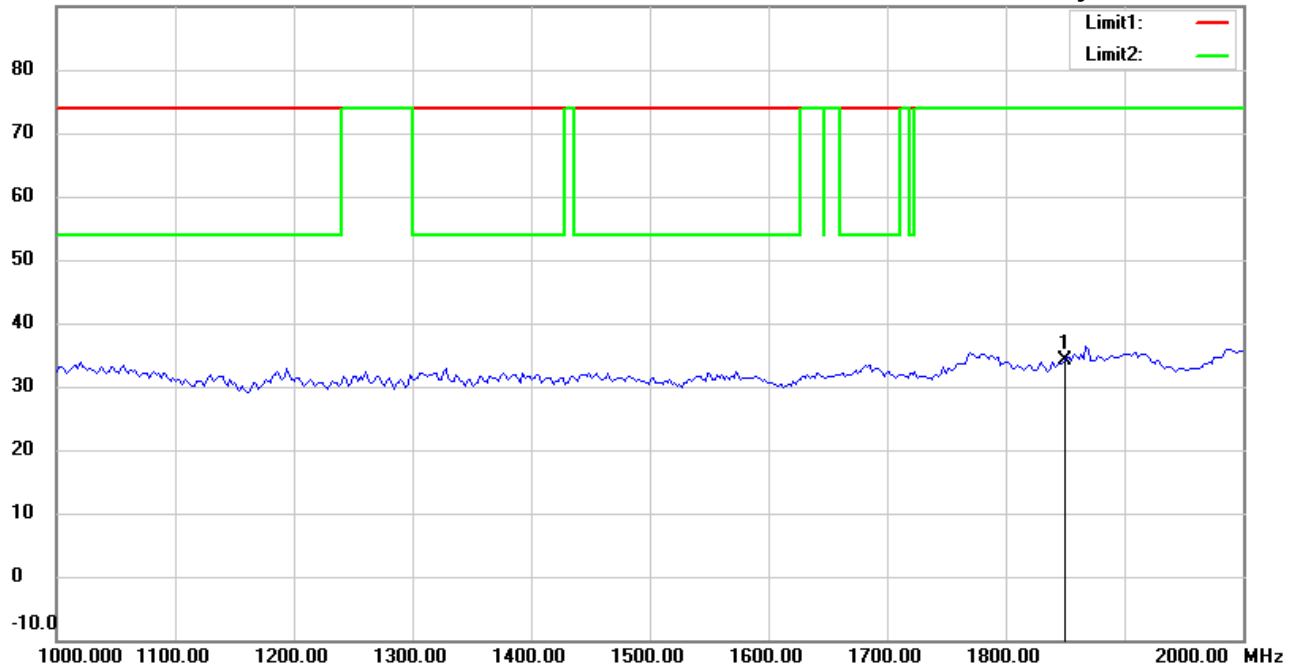
Date: 6/26/2021

Temperature:24.6 °C

90.0 dBuV/m

Time: 2:46:15 AM

Humidity:48.7 %



Site : Chamber

Condition : FCC_part 15 RE-Class C_Above 1GHz_PK

Polarization: *Horizontal*

EUT : W6M22106-21031

Power : 3 Vd.c.

M/N:

Distance: 3m

Test Mode : TX 924.48MHz

Note :

Mk.	Frequency (MHz)	Reading (dBuV)	Detector	Corr. factor (dB/m)	Result (dBuV/m)	Limit (dBuV/m)	Ant.Pos (cm)	Tab.Pos (deg.)	Margin (dB)	Comment
*	1848.960	41.42	peak	-7.26	34.16	74.00	150	360	-39.84	

*:Maximum data x:Over limit !:over margin



Address:6F.,No.58,Ln 188,Ruey Kuang Rd,Neihu,Taipei
 Tel:+886-2-6606-8877
 Fax:+886-2-6606-8879

Radiated Emission Measurement

Operator: Allen

File :3

Data :#5

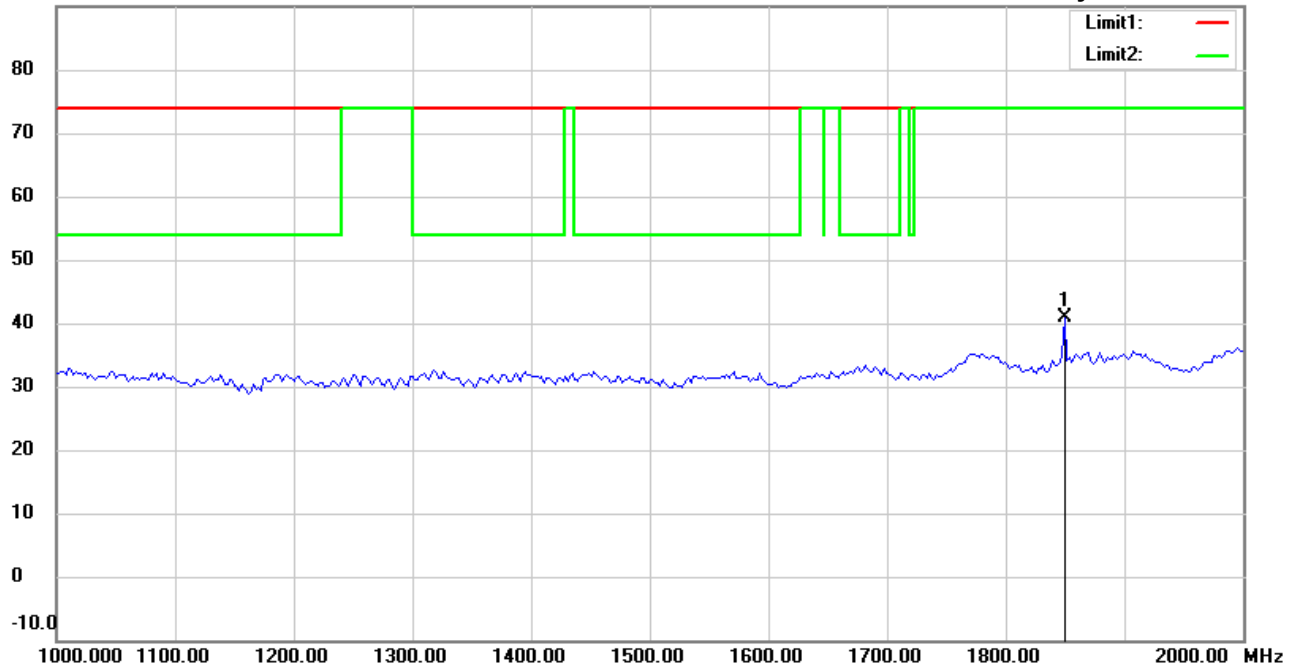
Date: 6/26/2021

Temperature:24.6 °C

90.0 dBuV/m

Time: 2:51:02 AM

Humidity:48.7 %



Site : Chamber

Condition : FCC_part 15 RE-Class C_Above 1GHz_PK

Polarization: *Vertical*

EUT : W6M22106-21031

Power : 3 Vd.c.

M/N:

Distance: 3m

Test Mode : TX 924.48MHz

Note :

Mk.	Frequency (MHz)	Reading (dBuV)	Detector	Corr. factor (dB/m)	Result (dBuV/m)	Limit (dBuV/m)	Ant.Pos (cm)	Tab.Pos (deg.)	Margin (dB)	Comment
*	1849.699	48.22	peak	-7.25	40.97	74.00	150	200	-33.03	

*:Maximum data x:Over limit !:over margin



Radiated Emission Measurement

Operator: Allen

File :3

Data :#2

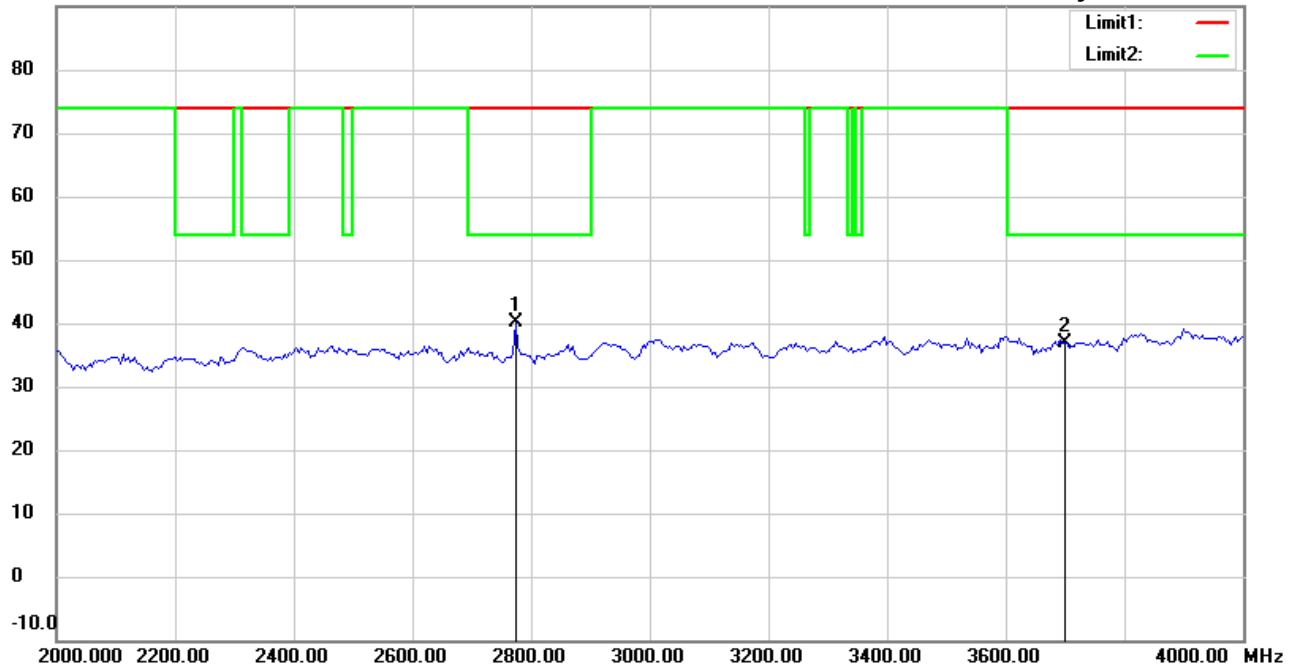
Date: 6/26/2021

Temperature:24.6 °C

90.0 dBuV/m

Time: 2:47:17 AM

Humidity:48.7 %



Site : Chamber

Condition : FCC_part 15 RE-Class C_Above 1GHz_PK

Polarization: *Horizontal*

EUT : W6M22106-21031

Power : 3 Vd.c.

M/N:

Distance: 3m

Test Mode : TX 924.48MHz

Note :

Mk.	Frequency (MHz)	Reading (dBuV)	Detector	Corr. factor (dB/m)	Result (dBuV/m)	Limit (dBuV/m)	Ant.Pos (cm)	Tab.Pos (deg.)	Margin (dB)	Comment
*	2773.547	45.76	peak	-5.52	40.24	74.00	150	49	-33.76	
	3697.920	40.04	peak	-3.19	36.85	74.00	150	190	-37.15	



Radiated Emission Measurement

Operator: Allen

File :3

Data :#6

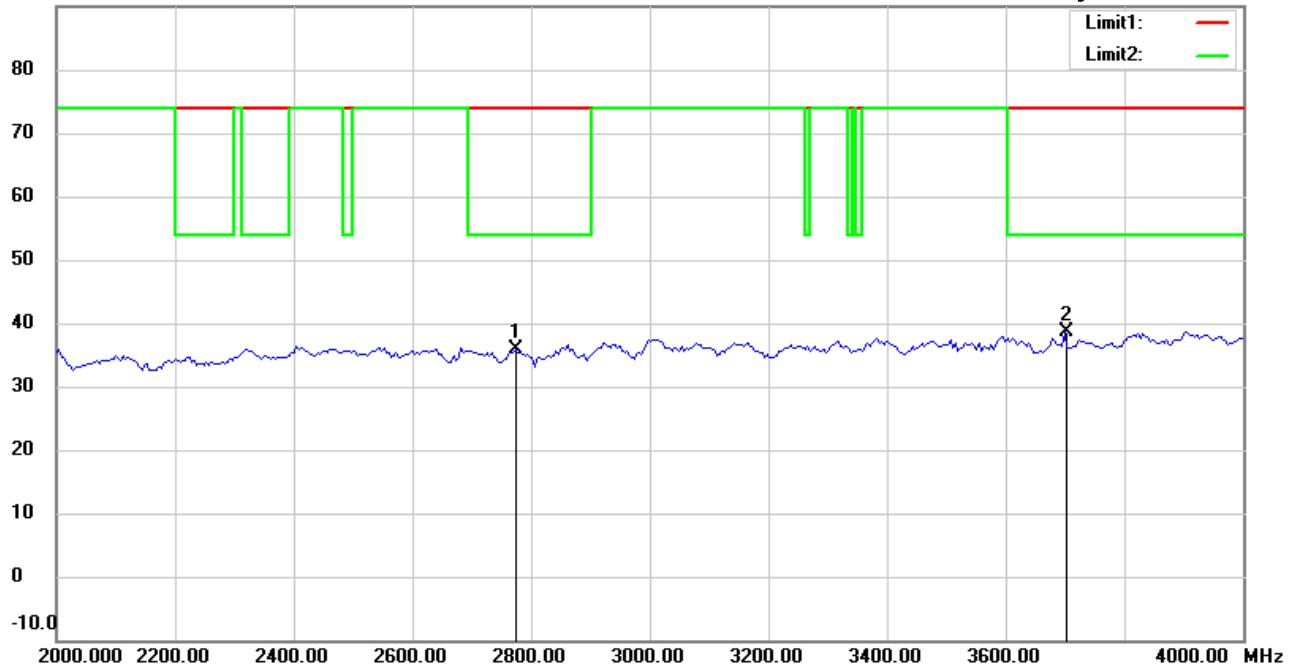
Date: 6/26/2021

Temperature:24.6 °C

90.0 dBuV/m

Time: 2:52:04 AM

Humidity:48.7 %



Site : Chamber

Condition : FCC_part 15 RE-Class C_Above 1GHz_PK

Polarization: *Vertical*

EUT : W6M22106-21031

Power : 3 Vd.c.

M/N:

Distance: 3m

Test Mode : TX 924.48MHz

Note :

Mk.	Frequency (MHz)	Reading (dBuV)	Detector	Corr. factor (dB/m)	Result (dBuV/m)	Limit (dBuV/m)	Ant.Pos (cm)	Tab.Pos (deg.)	Margin (dB)	Comment
	2773.440	41.31	peak	-5.52	35.79	74.00	150	155	-38.21	
*	3699.399	41.73	peak	-3.20	38.53	74.00	150	284	-35.47	



Address:6F.,No.58,Ln 188,Ruey Kuang Rd,Neihu,Taipei
 Tel:+886-2-6606-8877
 Fax:+886-2-6606-8879

Radiated Emission Measurement

Operator: Allen

File :3

Data :#3

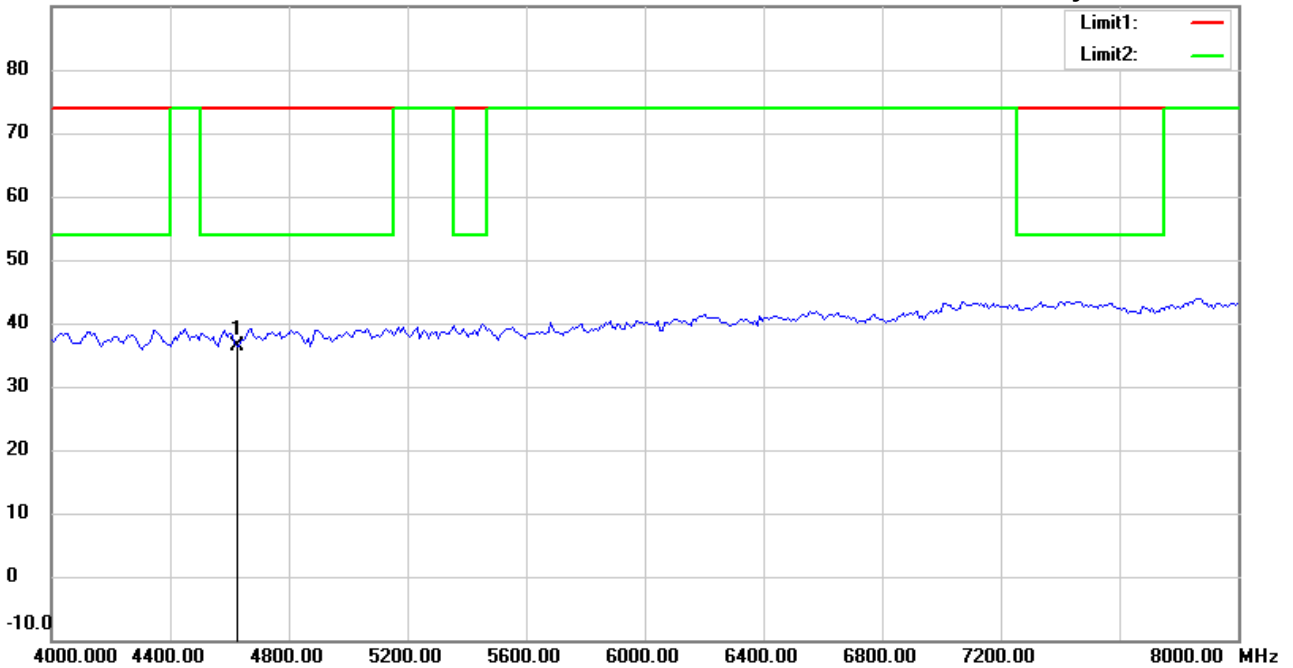
Date: 6/26/2021

Temperature:24.6 °C

90.0 dBuV/m

Time: 2:48:19 AM

Humidity:48.7 %



Site : Chamber

Condition : FCC_part 15 RE-Class C_Above 1GHz_PK

Polarization: *Horizontal*

EUT : W6M22106-21031

Power : 3 Vd.c.

M/N:

Distance: 3m

Test Mode : TX 924.48MHz

Note :

Mk.	Frequency (MHz)	Reading (dBuV)	Detector	Corr. factor (dB/m)	Result (dBuV/m)	Limit (dBuV/m)	Ant.Pos (cm)	Tab.Pos (deg.)	Margin (dB)	Comment
*	4622.400	38.56	peak	-2.25	36.31	74.00	150	100	-37.69	

*:Maximum data x:Over limit !:over margin



Address:6F.,No.58,Ln 188,Ruey Kuang Rd,Neihu,Taipei
 Tel:+886-2-6606-8877
 Fax:+886-2-6606-8879

Radiated Emission Measurement

Operator: Allen

File :3

Data :#7

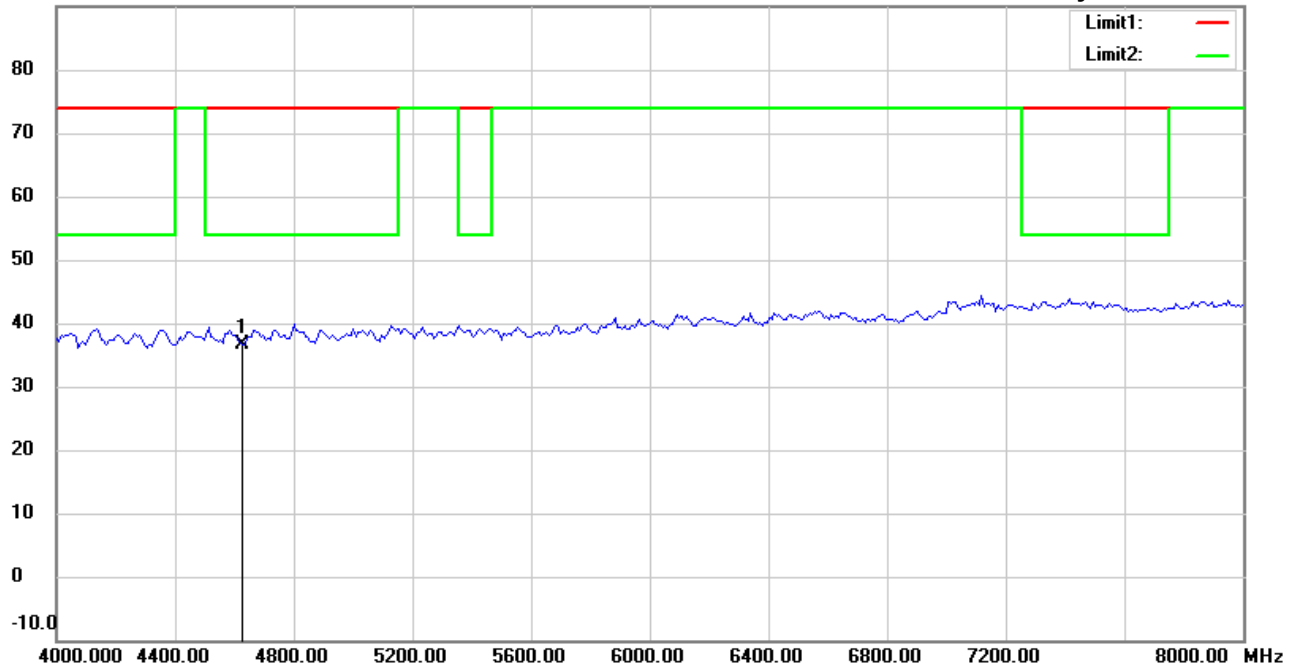
Date: 6/26/2021

Temperature:24.6 °C

90.0 dBuV/m

Time: 2:53:05 AM

Humidity:48.7 %



Site : Chamber

Condition : FCC_part 15 RE-Class C_Above 1GHz_PK

Polarization: *Vertical*

EUT : W6M22106-21031

Power : 3 Vd.c.

M/N:

Distance: 3m

Test Mode : TX 924.48MHz

Note :

Mk.	Frequency (MHz)	Reading (dBuV)	Detector	Corr. factor (dB/m)	Result (dBuV/m)	Limit (dBuV/m)	Ant.Pos (cm)	Tab.Pos (deg.)	Margin (dB)	Comment
*	4622.400	38.80	peak	-2.25	36.55	74.00	150	37	-37.45	

*:Maximum data x:Over limit !:over margin



Address:6F.,No.58,Ln 188,Ruey Kuang Rd,Neihu,Taipei
 Tel:+886-2-6606-8877
 Fax:+886-2-6606-8879

Radiated Emission Measurement

Operator: Allen

File :3

Data :#4

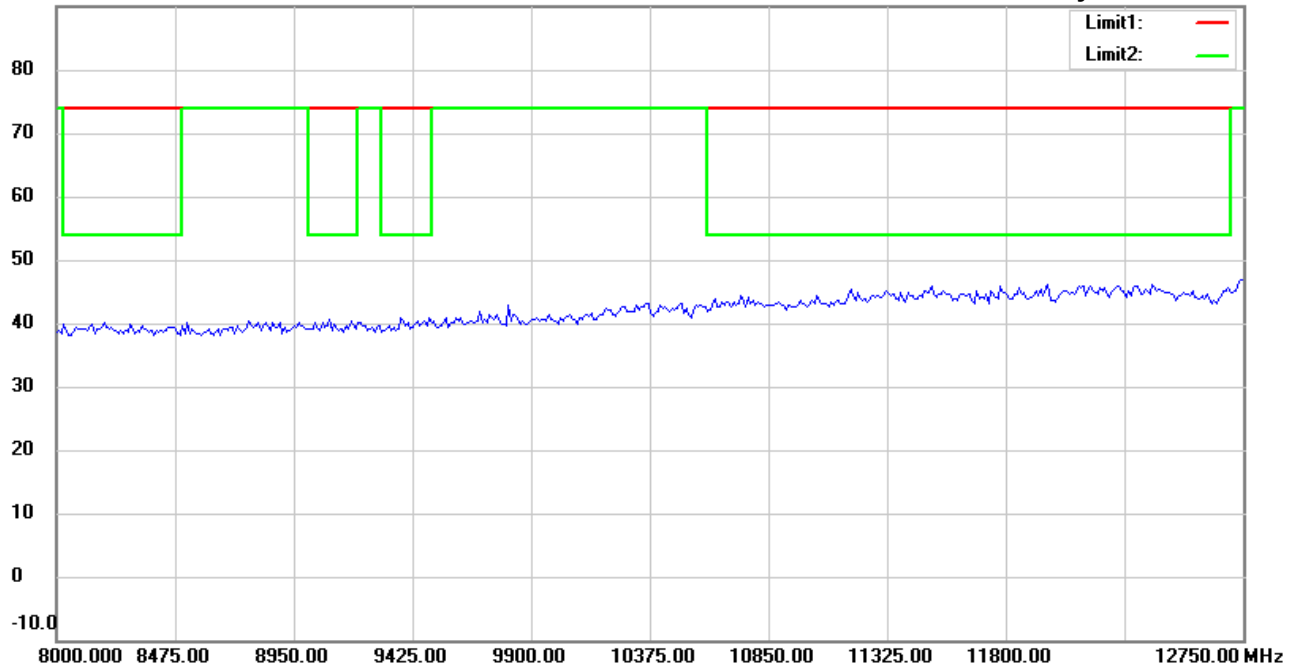
Date: 6/26/2021

Temperature:24.6 °C

90.0 dBuV/m

Time: 2:49:22 AM

Humidity:48.7 %



Site : Chamber

Condition : FCC_part 15 RE-Class C_Above 1GHz_PK

Polarization: *Horizontal*

EUT : W6M22106-21031

Power : 3 Vd.c.

M/N:

Distance: 3m

Test Mode : TX 924.48MHz

Note :

Mk.	Frequency (MHz)	Reading (dBuV)	Detector	Corr. factor (dB/m)	Result (dBuV/m)	Limit (dBuV/m)	Ant.Pos (cm)	Tab.Pos (deg.)	Margin (dB)	Comment
-----	-----------------	----------------	----------	---------------------	-----------------	----------------	--------------	----------------	-------------	---------

*:Maximum data x:Over limit !:over margin



Address:6F.,No.58,Ln 188,Ruey Kuang Rd,Neihu,Taipei
 Tel:+886-2-6606-8877
 Fax:+886-2-6606-8879

Radiated Emission Measurement

Operator: Allen

File :3

Data :#8

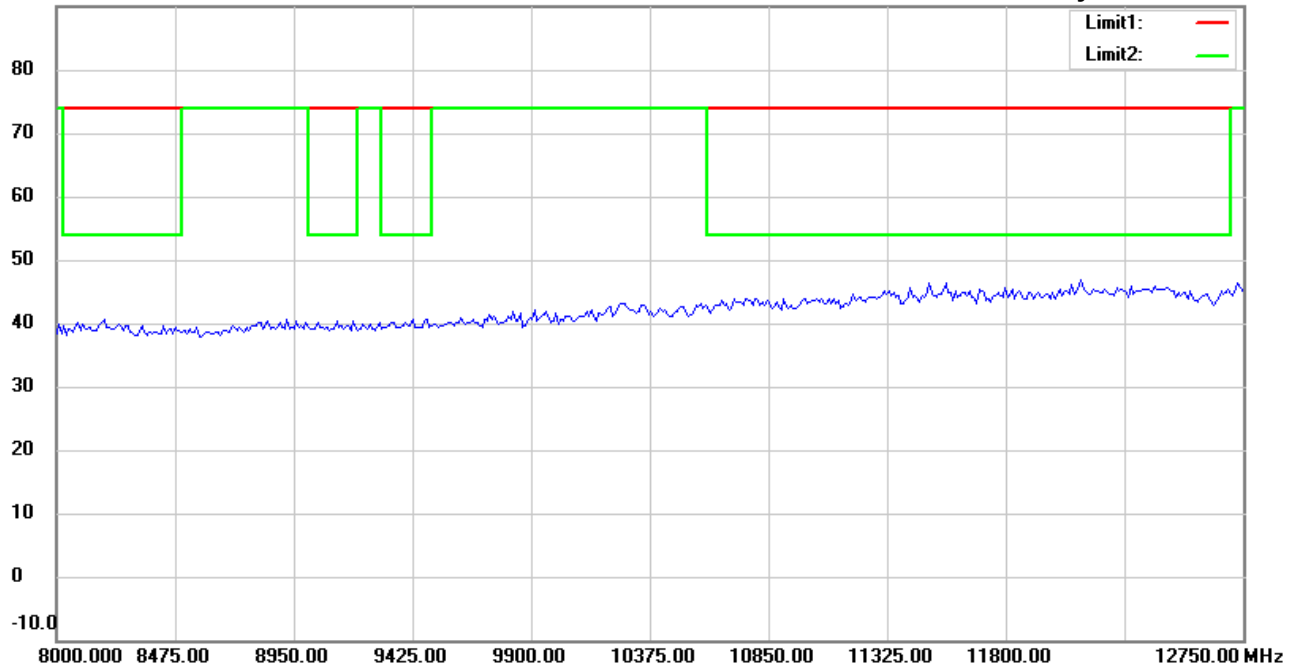
Date: 6/26/2021

Temperature:24.6 °C

90.0 dBuV/m

Time: 2:54:08 AM

Humidity:48.7 %



Site : Chamber

Condition : FCC_part 15 RE-Class C_Above 1GHz_PK

Polarization: *Vertical*

EUT : W6M22106-21031

Power : 3 Vd.c.

M/N:

Distance: 3m

Test Mode : TX 924.48MHz

Note :

Mk.	Frequency (MHz)	Reading (dBuV)	Detector	Corr. factor (dB/m)	Result (dBuV/m)	Limit (dBuV/m)	Ant.Pos (cm)	Tab.Pos (deg.)	Margin (dB)	Comment
-----	-----------------	----------------	----------	---------------------	-----------------	----------------	--------------	----------------	-------------	---------

*:Maximum data x:Over limit !:over margin



Radiated Emission Measurement

Operator: Allen

File :1

Data :#1

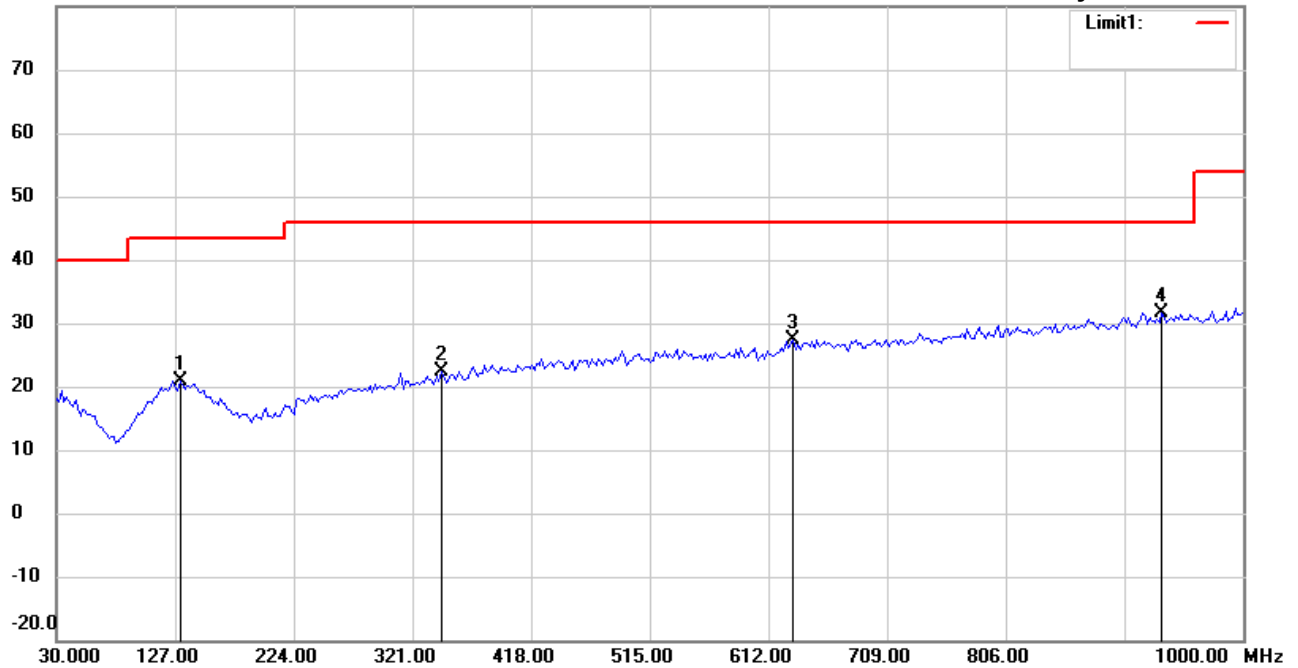
Date: 6/26/2021

Temperature:24.6 °C

80.0 dBuV/m

Time: 4:10:00 AM

Humidity:48.7 %



Site : Chamber

Condition : FCC_part 15 RE-Class B_30-1000MHz

Polarization: *Horizontal*

EUT : W6M22106-21031

Power : 3 Vd.c.

M/N:

Distance: 3m

Test Mode : RX 918.0375MHz

Note :

Mk.	Frequency (MHz)	Reading (dBuV)	Detector	Corr. factor (dB/m)	Result (dBuV/m)	Limit (dBuV/m)	Ant.Pos (cm)	Tab.Pos (deg.)	Margin (dB)	Comment
	131.0822	27.57	peak	-6.80	20.77	43.50	129	70	-22.73	
	344.9098	27.44	peak	-5.15	22.29	46.00	110	215	-23.71	
	632.6051	28.38	peak	-0.90	27.48	46.00	103	340	-18.52	
*	933.9077	27.39	peak	4.21	31.60	46.00	142	94	-14.40	



Radiated Emission Measurement

Operator: Allen

File :1

Data :#2

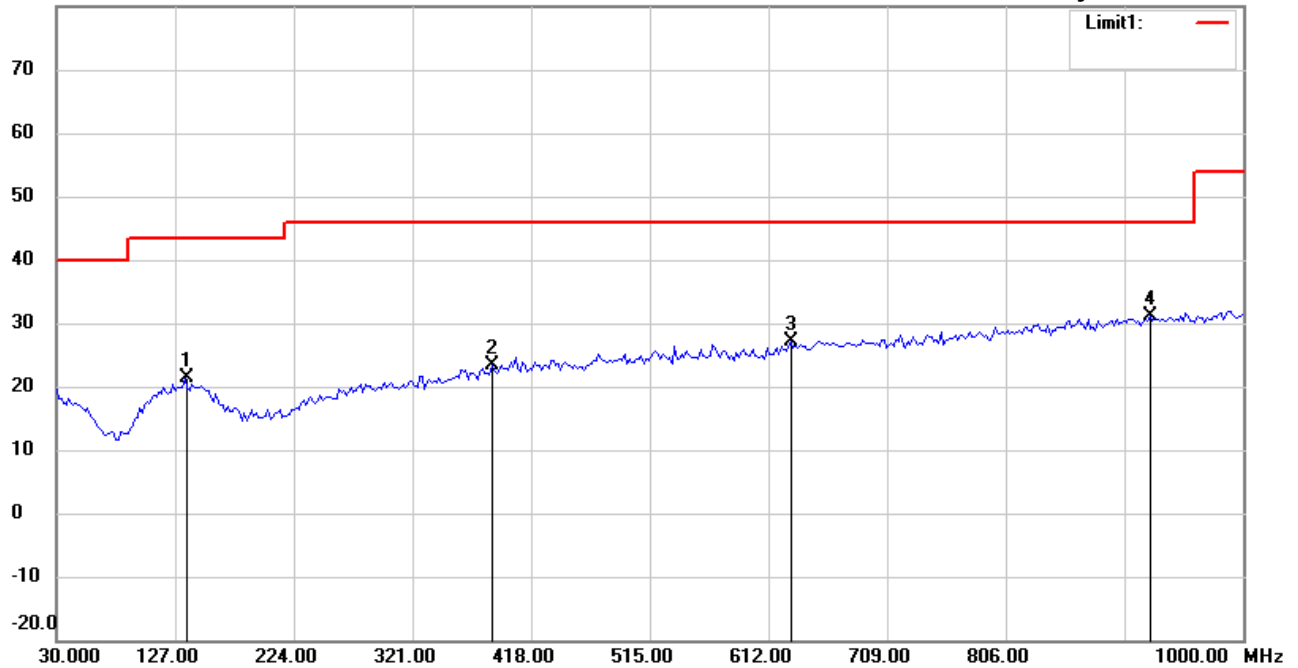
Date: 6/26/2021

Temperature:24.6 °C

80.0 dBuV/m

Time: 4:11:00 AM

Humidity:48.7 %



Site : Chamber

Condition : FCC_part 15 RE-Class B_30-1000MHz

Polarization: *Vertical*

EUT : W6M22106-21031

Power : 3 Vd.c.

M/N:

Distance: 3m

Test Mode : RX 918.0375MHz

Note :

Mk.	Frequency (MHz)	Reading (dBuV)	Detector	Corr. factor (dB/m)	Result (dBuV/m)	Limit (dBuV/m)	Ant.Pos (cm)	Tab.Pos (deg.)	Margin (dB)	Comment
	134.9700	28.06	peak	-6.73	21.33	43.50	105	80	-22.17	
	385.7315	27.51	peak	-4.04	23.47	46.00	130	146	-22.53	
	630.6613	28.07	peak	-0.97	27.10	46.00	100	325	-18.90	
*	924.1884	27.21	peak	4.03	31.24	46.00	126	100	-14.76	



Address:6F.,No.58,Ln 188,Ruey Kuang Rd,Neihu,Taipei
 Tel:+886-2-6606-8877
 Fax:+886-2-6606-8879

Radiated Emission Measurement

Operator: Allen

File :3

Data :#1

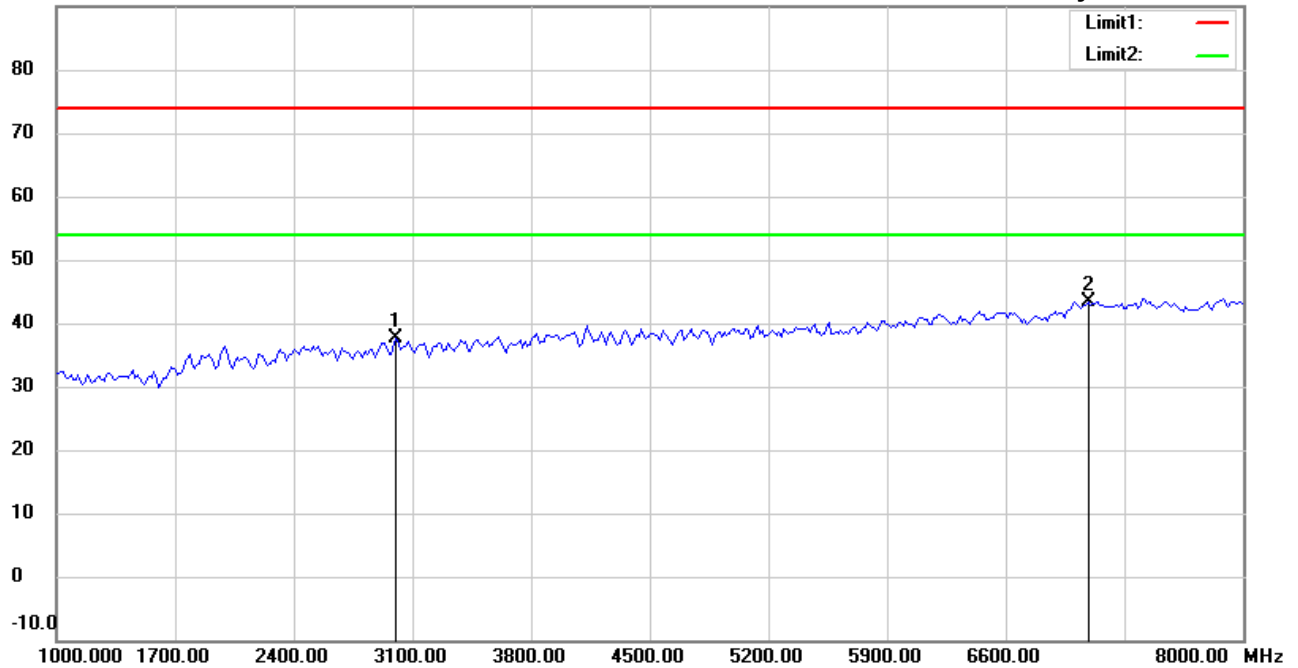
Date: 6/26/2021

Temperature:24.6 °C

90.0 dBuV/m

Time: 3:24:16 AM

Humidity:48.7 %



Site : Chamber

Condition : FCC_part 15 RE-Class B_Above 1GHz_PK

Polarization: *Horizontal*

EUT : W6M22106-21031

Power : 3 Vd.c.

M/N:

Distance: 3m

Test Mode : RX 918.0375MHz

Note :

Mk.	Frequency (MHz)	Reading (dBuV)	Detector	Corr. factor (dB/m)	Result (dBuV/m)	Limit (dBuV/m)	Ant.Pos (cm)	Tab.Pos (deg.)	Margin (dB)	Comment
	3006.012	41.52	peak	-4.00	37.52	74.00	150	170	-36.48	
*	7088.176	39.63	peak	3.71	43.34	74.00	150	60	-30.66	

*:Maximum data x:Over limit !:over margin



Radiated Emission Measurement

Operator: Allen

File :3

Data :#3

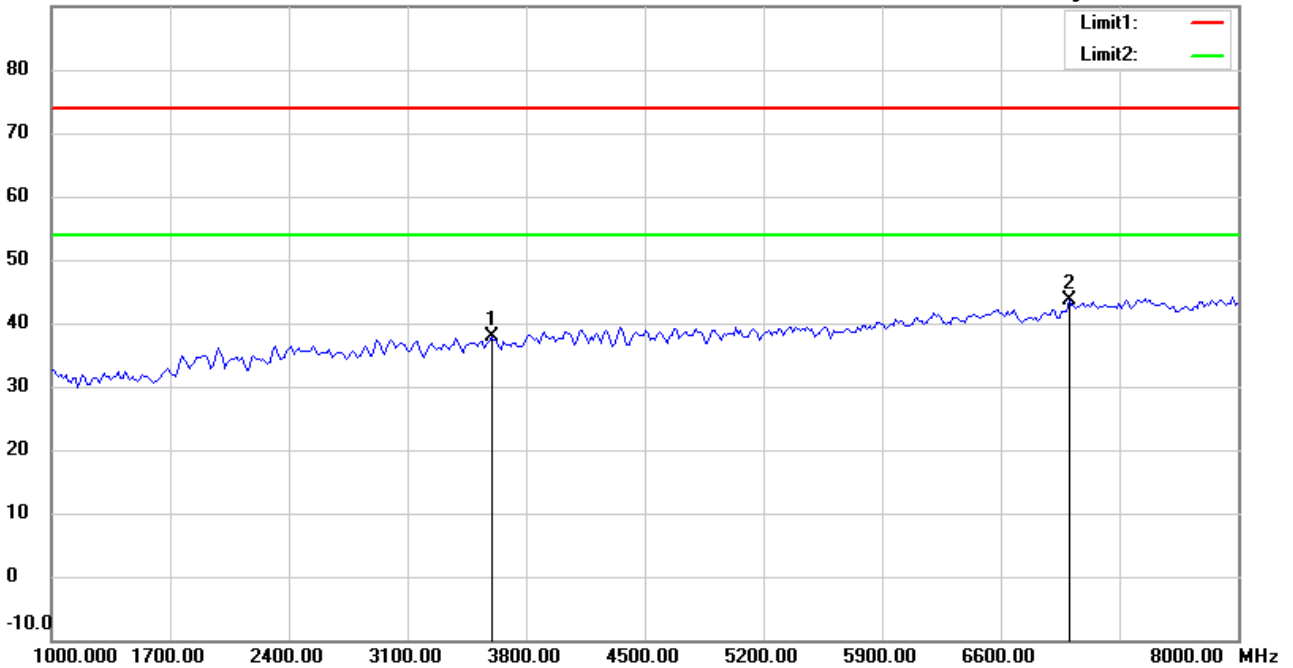
Date: 6/26/2021

Temperature:24.6 °C

90.0 dBuV/m

Time: 3:27:07 AM

Humidity:48.7 %



Site : Chamber

Condition : FCC_part 15 RE-Class B_Above 1GHz_PK

EUT : W6M22106-21031

M/N:

Test Mode : RX 918.0375MHz

Note :

Polarization: **Vertical**

Power : 3 Vd.c.

Distance: 3m

Mk.	Frequency (MHz)	Reading (dBuV)	Detector	Corr. factor (dB/m)	Result (dBuV/m)	Limit (dBuV/m)	Ant.Pos (cm)	Tab.Pos (deg.)	Margin (dB)	Comment
	3595.190	40.68	peak	-2.81	37.87	74.00	150	200	-36.13	
*	7004.008	39.93	peak	3.66	43.59	74.00	150	335	-30.41	



Address:6F.,No.58,Ln 188,Ruey Kuang Rd,Neihu,Taipei
 Tel:+886-2-6606-8877
 Fax:+886-2-6606-8879

Radiated Emission Measurement

Operator: Allen

File :3

Data :#2

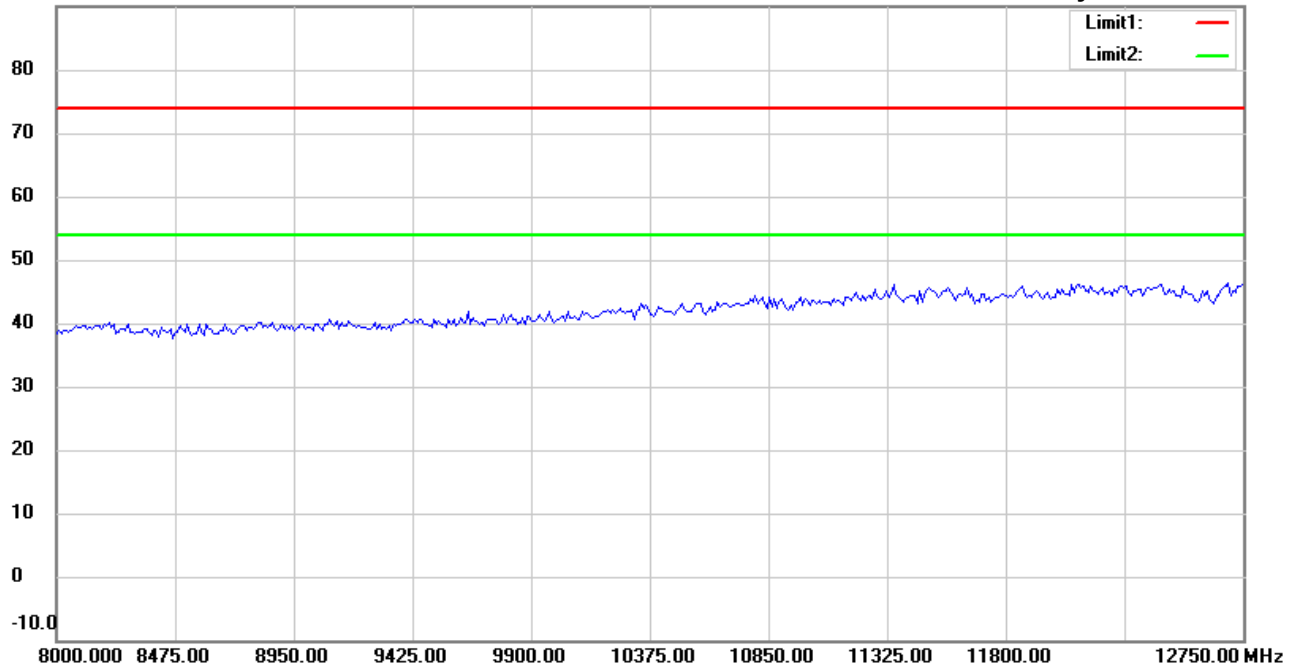
Date: 6/26/2021

Temperature:24.6 °C

90.0 dBuV/m

Time: 3:26:05 AM

Humidity:48.7 %



Site : Chamber

Condition : FCC_part 15 RE-Class B_Above 1GHz_PK

Polarization: *Horizontal*

EUT : W6M22106-21031

Power : 3 Vd.c.

M/N:

Distance: 3m

Test Mode : RX 918.0375MHz

Note :

Mk.	Frequency (MHz)	Reading (dBuV)	Detector	Corr. factor (dB/m)	Result (dBuV/m)	Limit (dBuV/m)	Ant.Pos (cm)	Tab.Pos (deg.)	Margin (dB)	Comment
-----	-----------------	----------------	----------	---------------------	-----------------	----------------	--------------	----------------	-------------	---------

*:Maximum data x:Over limit !:over margin



Address:6F.,No.58,Ln 188,Ruey Kuang Rd,Neihu,Taipei
 Tel:+886-2-6606-8877
 Fax:+886-2-6606-8879

Radiated Emission Measurement

Operator: Allen

File :3

Data :#4

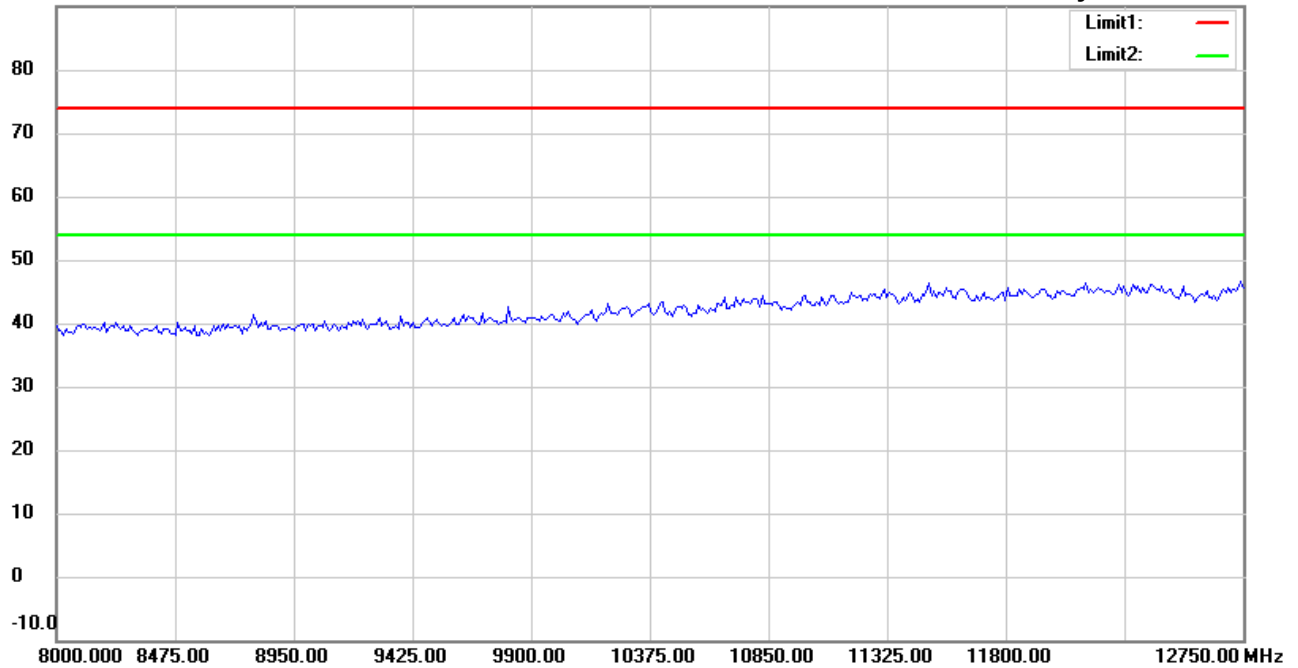
Date: 6/26/2021

Temperature:24.6 °C

90.0 dBuV/m

Time: 3:28:24 AM

Humidity:48.7 %



Site : Chamber

Condition : FCC_part 15 RE-Class B_Above 1GHz_PK

Polarization: *Vertical*

EUT : W6M22106-21031

Power : 3 Vd.c.

M/N:

Distance: 3m

Test Mode : RX 918.0375MHz

Note :

Mk.	Frequency (MHz)	Reading (dBuV)	Detector	Corr. factor (dB/m)	Result (dBuV/m)	Limit (dBuV/m)	Ant.Pos (cm)	Tab.Pos (deg.)	Margin (dB)	Comment
-----	-----------------	----------------	----------	---------------------	-----------------	----------------	--------------	----------------	-------------	---------

*:Maximum data x:Over limit !:over margin



Radiated Emission Measurement

Operator: Allen

File :1

Data :#1

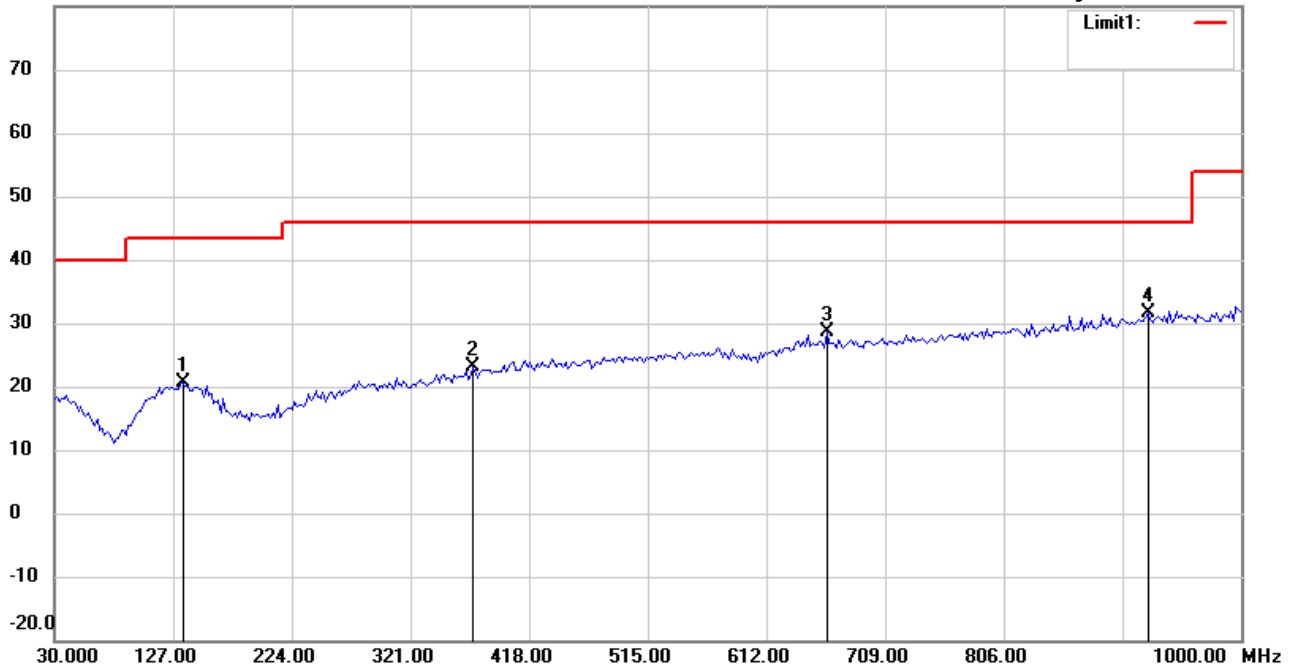
Date: 6/26/2021

Temperature:24.6 °C

80.0 dBuV/m

Time: 4:06:23 AM

Humidity:48.7 %



Site : Chamber

Condition : FCC_part 15 RE-Class B_30-1000MHz

Polarization: *Horizontal*

EUT : W6M22106-21031

Power : 3 Vd.c.

M/N:

Distance: 3m

Test Mode : RX 921.98MHz

Note :

Mk.	Frequency (MHz)	Reading (dBuV)	Detector	Corr. factor (dB/m)	Result (dBuV/m)	Limit (dBuV/m)	Ant.Pos (cm)	Tab.Pos (deg.)	Margin (dB)	Comment
	134.9698	27.43	peak	-6.73	20.70	43.50	125	30	-22.80	
	372.1240	27.59	peak	-4.41	23.18	46.00	117	214	-22.82	
	661.7635	28.97	peak	-0.22	28.75	46.00	100	292	-17.25	
*	924.1884	27.62	peak	4.03	31.65	46.00	108	170	-14.35	



Radiated Emission Measurement

Operator: Allen

File :1

Data :#2

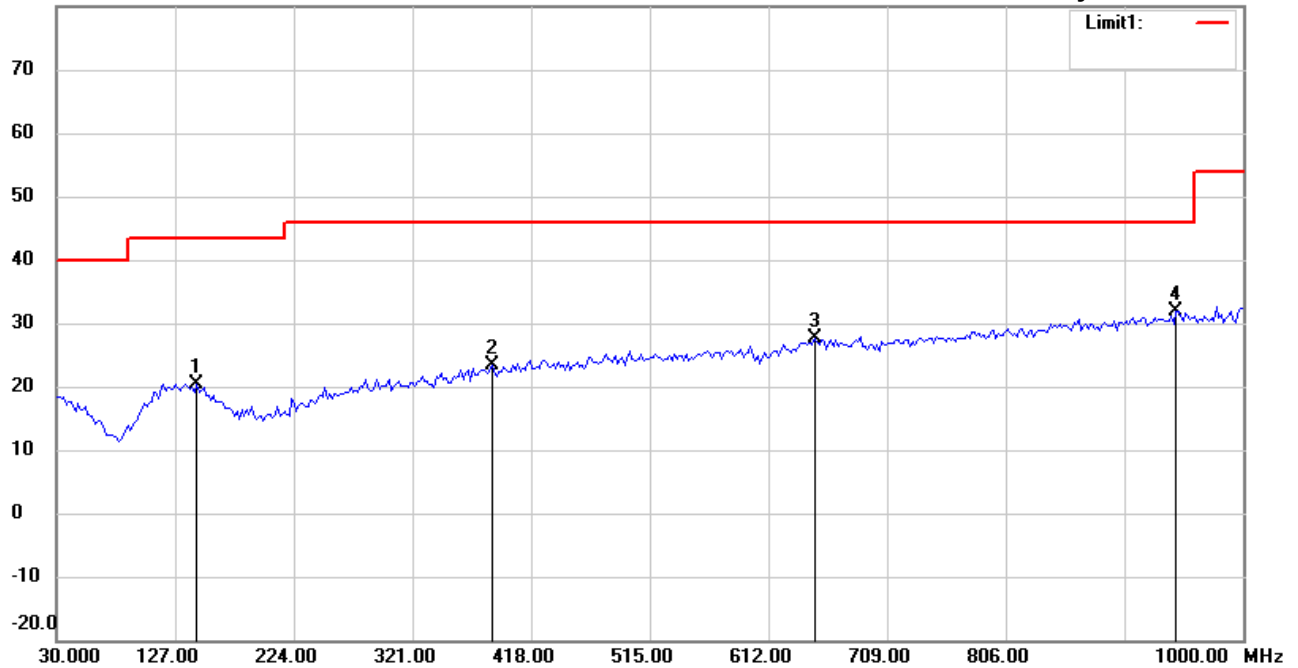
Date: 6/26/2021

Temperature:24.6 °C

80.0 dBuV/m

Time: 4:07:23 AM

Humidity:48.7 %



Site : Chamber

Condition : FCC_part 15 RE-Class B_30-1000MHz

Polarization: *Vertical*

EUT : W6M22106-21031

Power : 3 Vd.c.

M/N:

Distance: 3m

Test Mode : RX 921.98MHz

Note :

Mk.	Frequency (MHz)	Reading (dBuV)	Detector	Corr. factor (dB/m)	Result (dBuV/m)	Limit (dBuV/m)	Ant.Pos (cm)	Tab.Pos (deg.)	Margin (dB)	Comment
	144.6894	27.41	peak	-6.93	20.48	43.50	120	55	-23.02	
	385.7315	27.52	peak	-4.04	23.48	46.00	145	0	-22.52	
	650.1002	27.93	peak	-0.26	27.67	46.00	130	138	-18.33	
*	945.5711	27.52	peak	4.42	31.94	46.00	110	330	-14.06	



Address:6F.,No.58,Ln 188,Ruey Kuang Rd,Neihu,Taipei
 Tel:+886-2-6606-8877
 Fax:+886-2-6606-8879

Radiated Emission Measurement

Operator: Allen

File :3

Data :#1

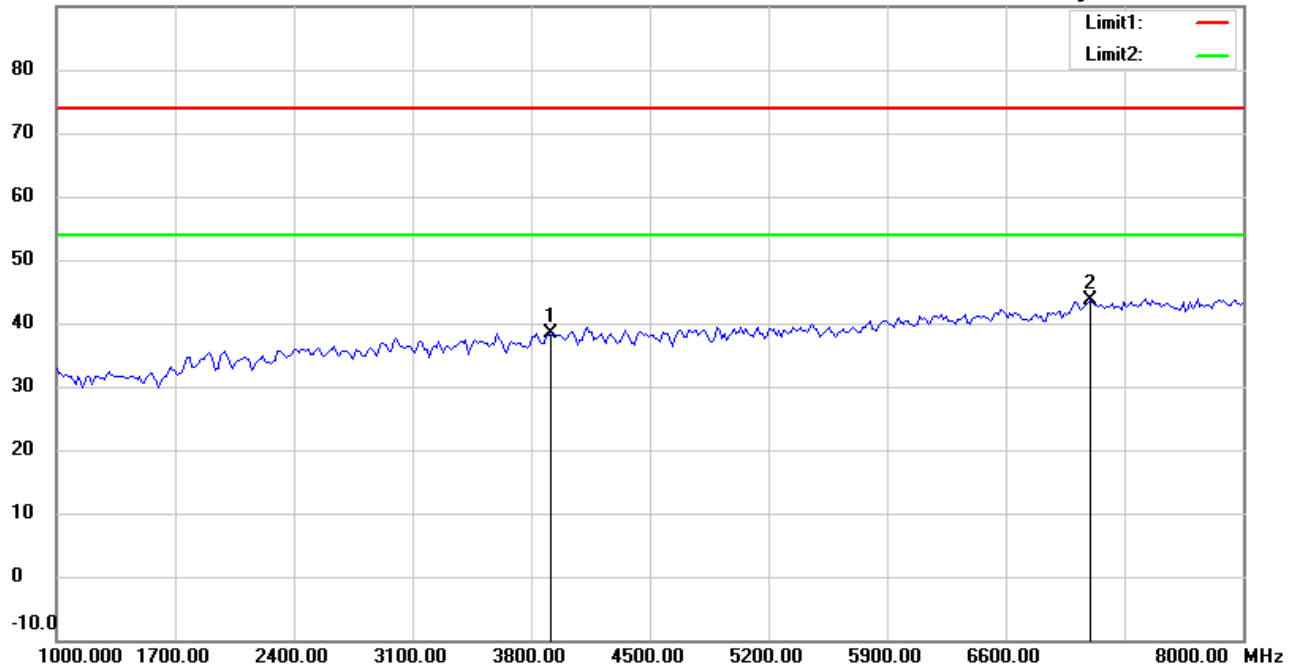
Date: 6/26/2021

Temperature:24.6 °C

90.0 dBuV/m

Time: 3:30:56 AM

Humidity:48.7 %



Site : Chamber

Condition : FCC_part 15 RE-Class B_Above 1GHz_PK

Polarization: *Horizontal*

EUT : W6M22106-21031

Power : 3 Vd.c.

M/N:

Distance: 3m

Test Mode : RX 921.98MHz

Note :

Mk.	Frequency (MHz)	Reading (dBuV)	Detector	Corr. factor (dB/m)	Result (dBuV/m)	Limit (dBuV/m)	Ant.Pos (cm)	Tab.Pos (deg.)	Margin (dB)	Comment
	3903.808	40.08	peak	-1.66	38.42	74.00	150	334	-35.58	
*	7102.204	39.80	peak	3.71	43.51	74.00	150	220	-30.49	

*:Maximum data x:Over limit !:over margin



Address:6F.,No.58,Ln 188,Ruey Kuang Rd,Neihu,Taipei
 Tel:+886-2-6606-8877
 Fax:+886-2-6606-8879

Radiated Emission Measurement

Operator: Allen

File :3

Data :#3

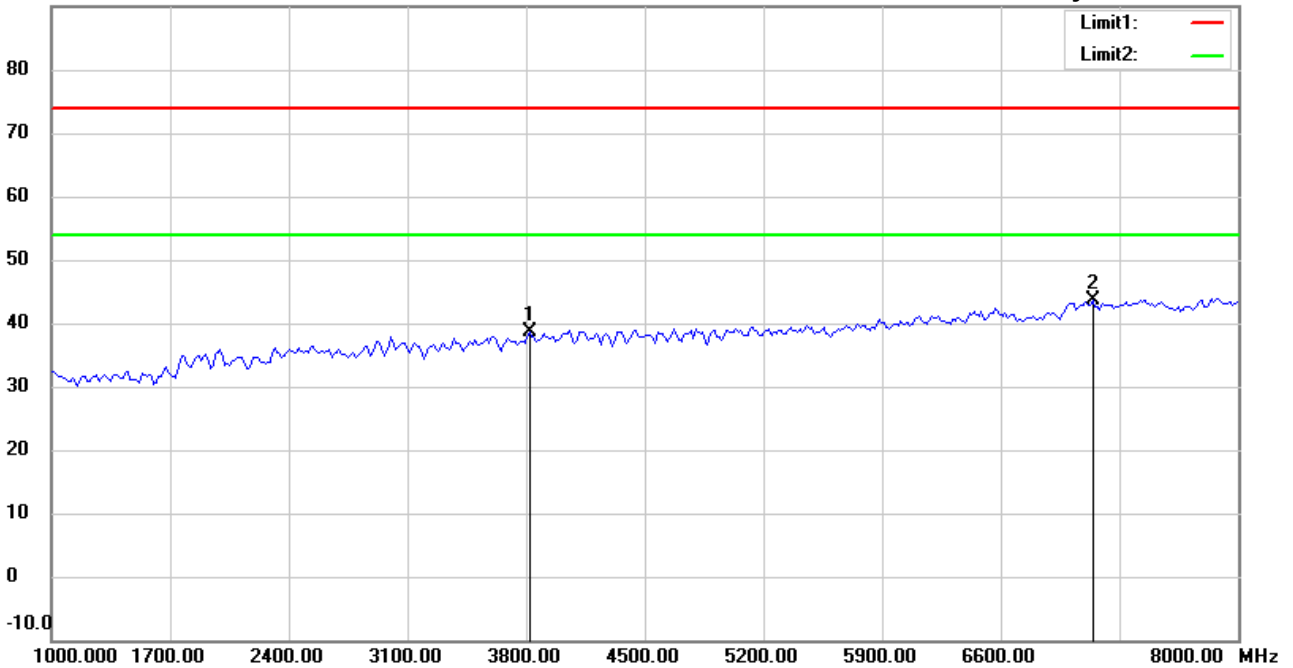
Date: 6/26/2021

Temperature:24.6 °C

90.0 dBuV/m

Time: 3:37:01 AM

Humidity:48.7 %



Site : Chamber

Condition : FCC_part 15 RE-Class B_Above 1GHz_PK

Polarization: *Vertical*

EUT : W6M22106-21031

Power : 3 Vd.c.

M/N:

Distance: 3m

Test Mode : RX 921.98MHz

Note :

Mk.	Frequency (MHz)	Reading (dBuV)	Detector	Corr. factor (dB/m)	Result (dBuV/m)	Limit (dBuV/m)	Ant.Pos (cm)	Tab.Pos (deg.)	Margin (dB)	Comment
	3819.639	41.18	peak	-2.45	38.73	74.00	150	215	-35.27	
*	7144.288	40.14	peak	3.45	43.59	74.00	150	60	-30.41	

*:Maximum data x:Over limit !:over margin



Address:6F.,No.58,Ln 188,Ruey Kuang Rd,Neihu,Taipei
 Tel:+886-2-6606-8877
 Fax:+886-2-6606-8879

Radiated Emission Measurement

Operator: Allen

File :3

Data :#2

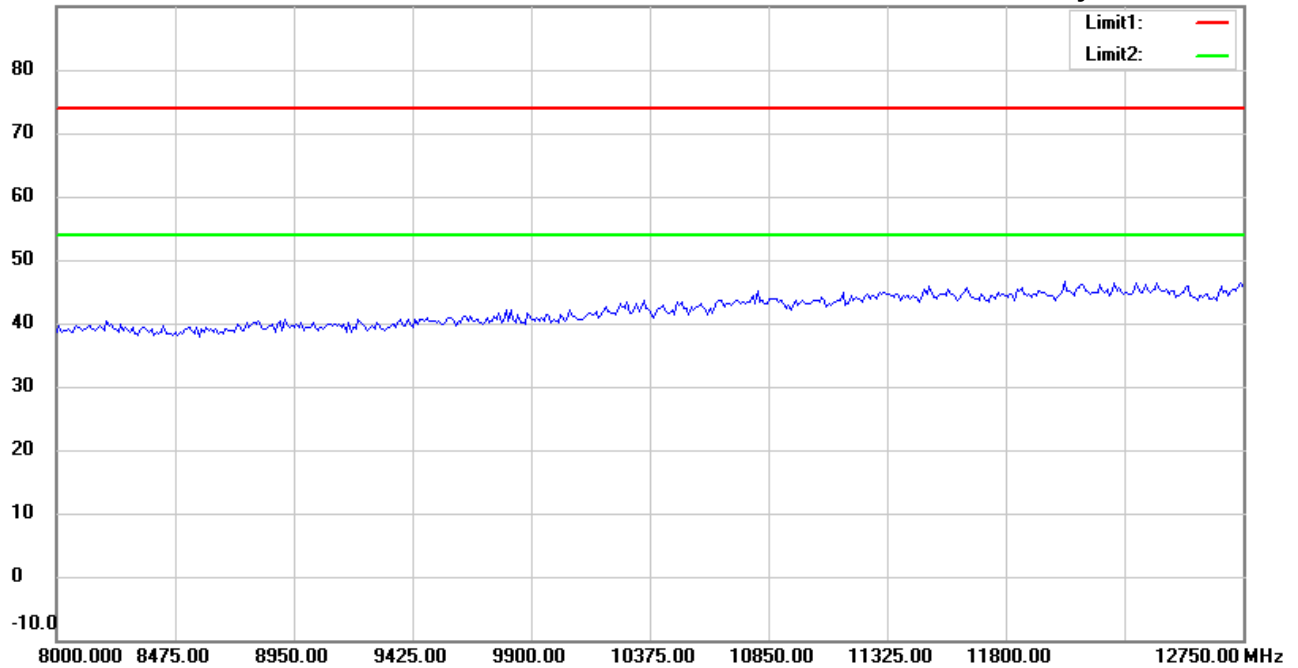
Date: 6/26/2021

Temperature:24.6 °C

90.0 dBuV/m

Time: 3:35:52 AM

Humidity:48.7 %



Site : Chamber

Condition : FCC_part 15 RE-Class B_Above 1GHz_PK

Polarization: *Horizontal*

EUT : W6M22106-21031

Power : 3 Vd.c.

M/N:

Distance: 3m

Test Mode : RX 921.98MHz

Note :

Mk.	Frequency (MHz)	Reading (dBuV)	Detector	Corr. factor (dB/m)	Result (dBuV/m)	Limit (dBuV/m)	Ant.Pos (cm)	Tab.Pos (deg.)	Margin (dB)	Comment
-----	-----------------	----------------	----------	---------------------	-----------------	----------------	--------------	----------------	-------------	---------

*:Maximum data x:Over limit !:over margin



Address:6F.,No.58,Ln 188,Ruey Kuang Rd,Neihu,Taipei
 Tel:+886-2-6606-8877
 Fax:+886-2-6606-8879

Radiated Emission Measurement

Operator: Allen

File :3

Data :#4

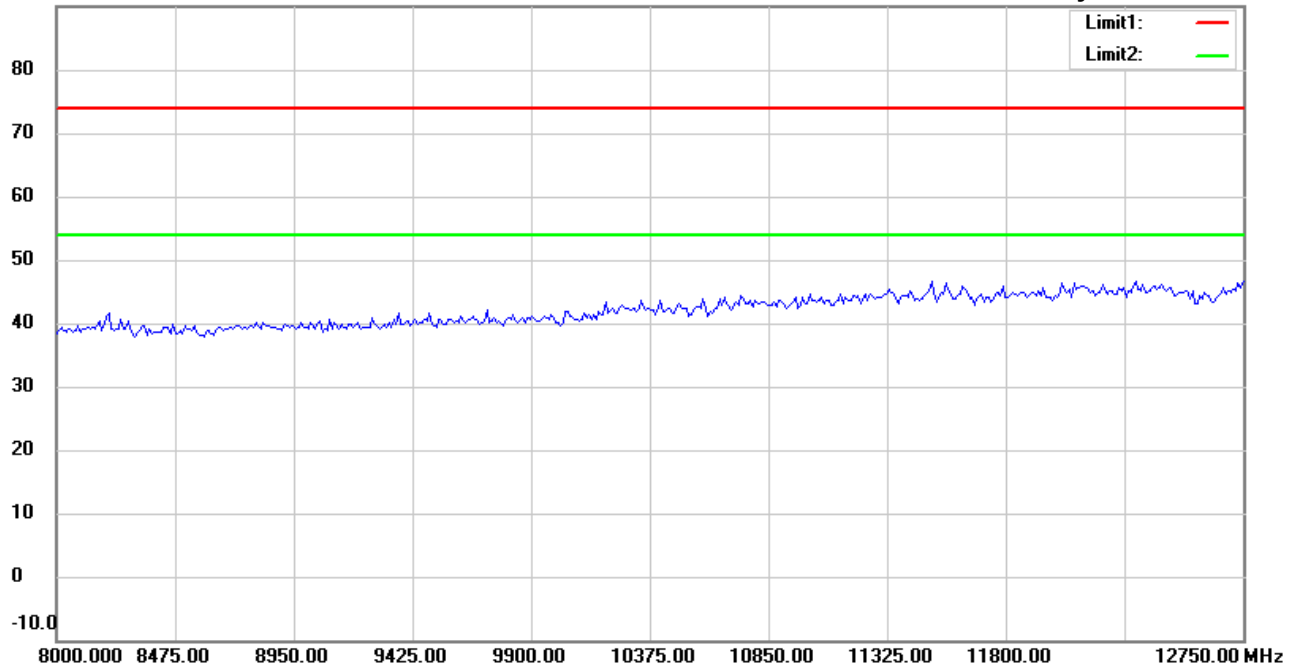
Date: 6/26/2021

Temperature:24.6 °C

90.0 dBuV/m

Time: 3:38:05 AM

Humidity:48.7 %



Site : Chamber

Condition : FCC_part 15 RE-Class B_Above 1GHz_PK

Polarization: *Vertical*

EUT : W6M22106-21031

Power : 3 Vd.c.

M/N:

Distance: 3m

Test Mode : RX 921.98MHz

Note :

Mk.	Frequency (MHz)	Reading (dBuV)	Detector	Corr. factor (dB/m)	Result (dBuV/m)	Limit (dBuV/m)	Ant.Pos (cm)	Tab.Pos (deg.)	Margin (dB)	Comment
-----	-----------------	----------------	----------	---------------------	-----------------	----------------	--------------	----------------	-------------	---------

*:Maximum data x:Over limit !:over margin



Radiated Emission Measurement

Operator: Allen

File :1

Data :#1

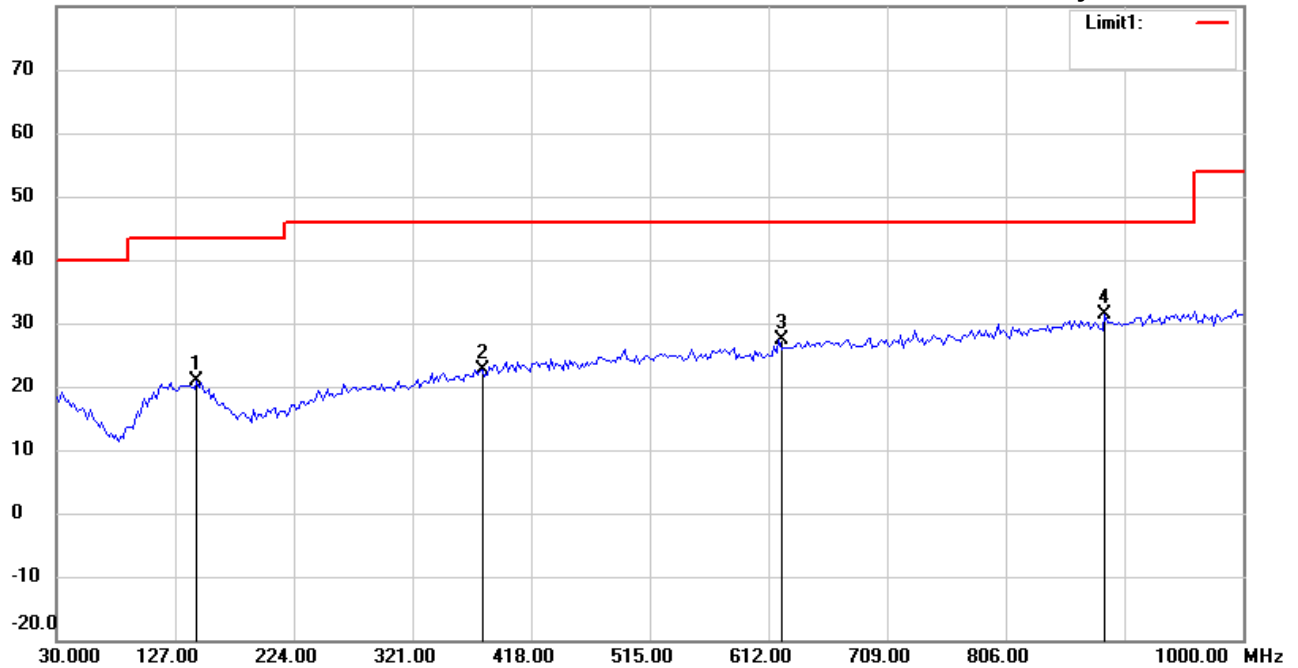
Date: 6/26/2021

Temperature:24.6 °C

80.0 dBuV/m

Time: 4:03:06 AM

Humidity:48.7 %



Site : Chamber

Condition : FCC_part 15 RE-Class B_30-1000MHz

Polarization: *Horizontal*

EUT : W6M22106-21031

Power : 3 Vd.c.

M/N:

Distance: 3m

Test Mode : RX 924.48MHz

Note :

Mk.	Frequency (MHz)	Reading (dBuV)	Detector	Corr. factor (dB/m)	Result (dBuV/m)	Limit (dBuV/m)	Ant.Pos (cm)	Tab.Pos (deg.)	Margin (dB)	Comment
	144.6894	27.76	peak	-6.93	20.83	43.50	100	45	-22.67	
	377.9558	26.99	peak	-4.25	22.74	46.00	130	310	-23.26	
	620.9420	28.62	peak	-1.33	27.29	46.00	110	275	-18.71	
*	887.2545	28.07	peak	3.40	31.47	46.00	102	114	-14.53	



Radiated Emission Measurement

Operator: Allen

File :1

Data :#2

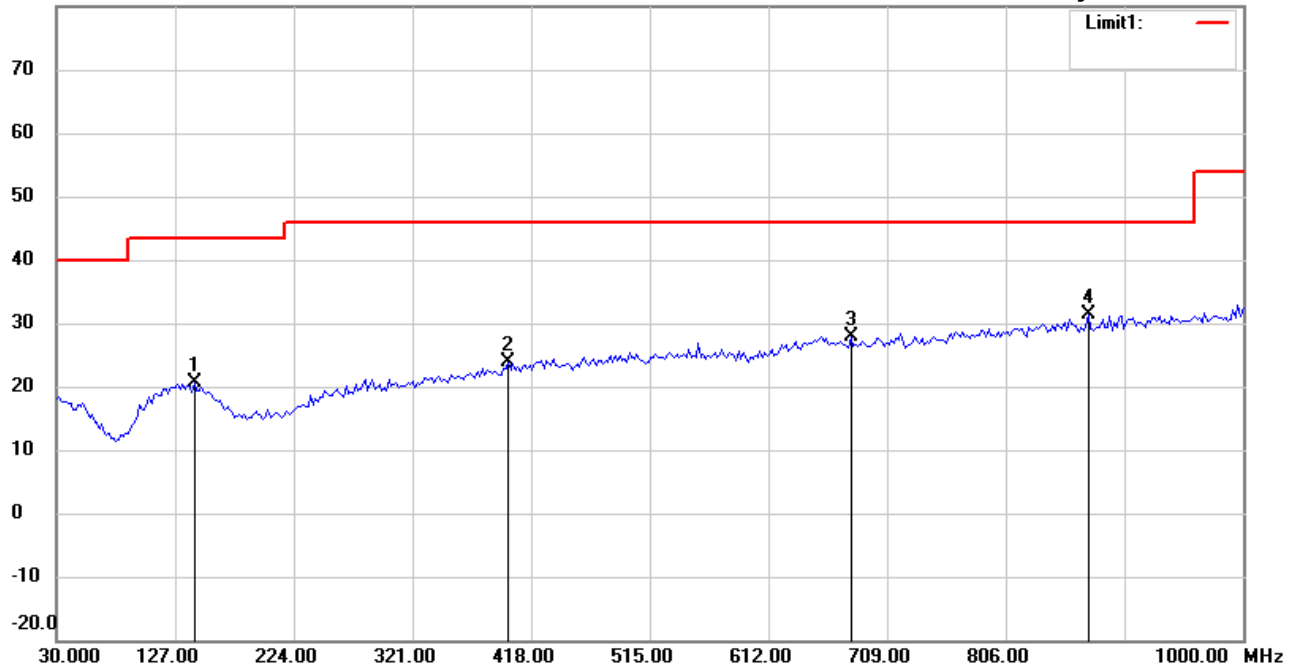
Date: 6/26/2021

Temperature:24.6 °C

80.0 dBuV/m

Time: 4:04:07 AM

Humidity:48.7 %



Site : Chamber

Condition : FCC_part 15 RE-Class B_30-1000MHz

EUT : W6M22106-21031

M/N:

Test Mode : RX 924.48MHz

Note :

Polarization: *Vertical*

Power : 3 Vd.c.

Distance: 3m

Mk.	Frequency (MHz)	Reading (dBuV)	Detector	Corr. factor (dB/m)	Result (dBuV/m)	Limit (dBuV/m)	Ant.Pos (cm)	Tab.Pos (deg.)	Margin (dB)	Comment
	142.7455	27.37	peak	-6.80	20.57	43.50	115	94	-22.93	
	399.3387	27.53	peak	-3.67	23.86	46.00	100	170	-22.14	
	679.2585	28.13	peak	-0.17	27.96	46.00	130	85	-18.04	
*	873.6473	28.23	peak	3.19	31.42	46.00	125	275	-14.58	



Address:6F.,No.58,Ln 188,Ruey Kuang Rd,Neihu,Taipei
 Tel:+886-2-6606-8877
 Fax:+886-2-6606-8879

Radiated Emission Measurement

Operator: Allen

File :3

Data :#1

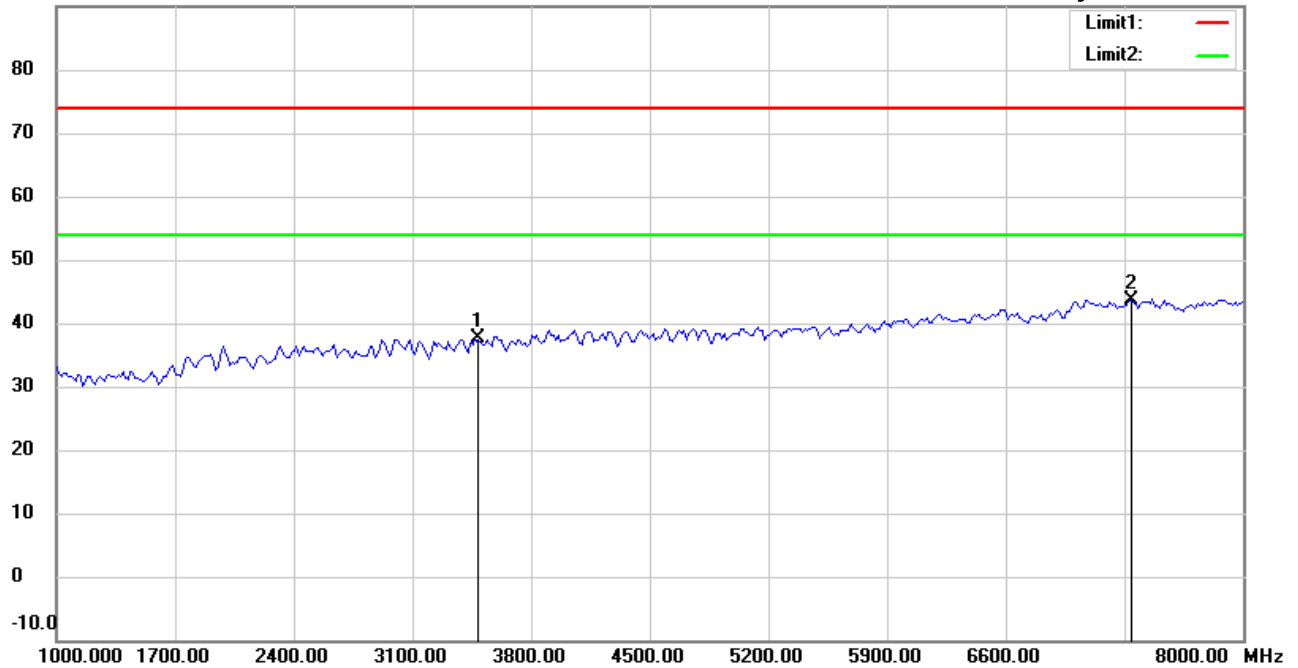
Date: 6/26/2021

Temperature:24.6 °C

90.0 dBuV/m

Time: 3:42:42 AM

Humidity:48.7 %



Site : Chamber

Condition : FCC_part 15 RE-Class B_Above 1GHz_PK

Polarization: *Horizontal*

EUT : W6M22106-21031

Power : 3 Vd.c.

M/N:

Distance: 3m

Test Mode : RX 924.48MHz

Note :

Mk.	Frequency (MHz)	Reading (dBuV)	Detector	Corr. factor (dB/m)	Result (dBuV/m)	Limit (dBuV/m)	Ant.Pos (cm)	Tab.Pos (deg.)	Margin (dB)	Comment
	3468.938	40.92	peak	-3.28	37.64	74.00	150	245	-36.36	
*	7340.681	40.00	peak	3.62	43.62	74.00	150	340	-30.38	

*:Maximum data x:Over limit !:over margin



Radiated Emission Measurement

Operator: Allen

File :3

Data :#3

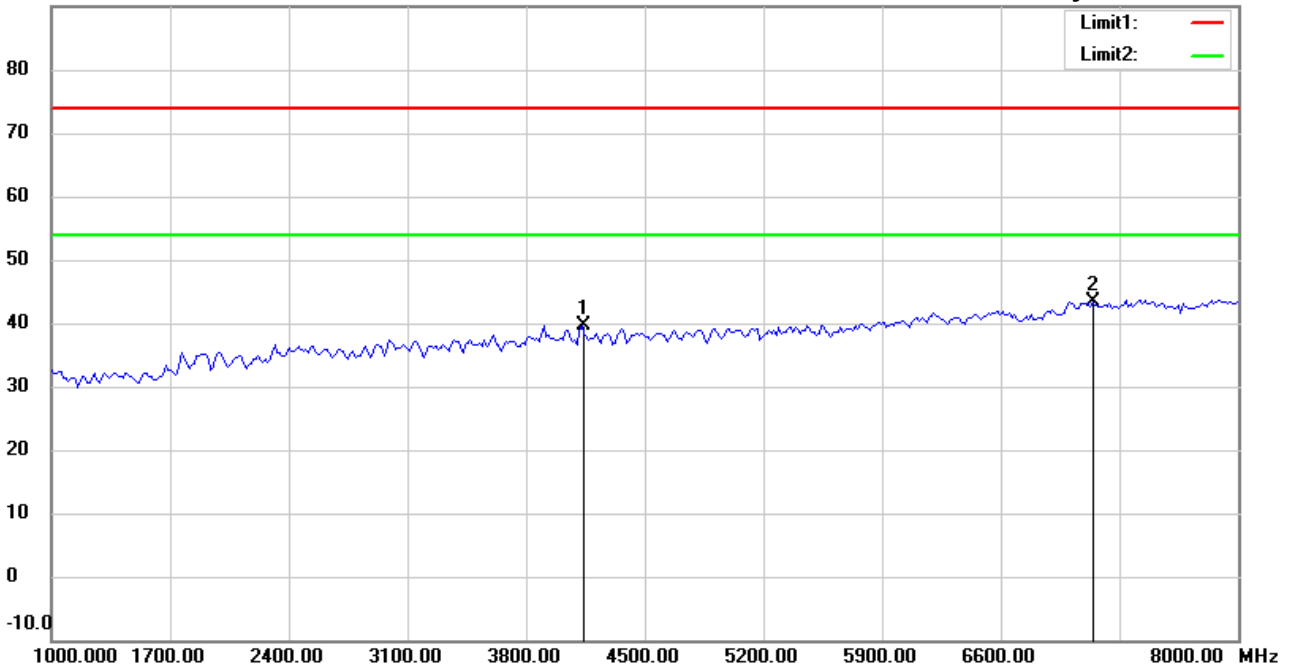
Date: 6/26/2021

Temperature:24.6 °C

90.0 dBuV/m

Time: 3:44:46 AM

Humidity:48.7 %



Site : Chamber

Condition : FCC_part 15 RE-Class B_Above 1GHz_PK

EUT : W6M22106-21031

M/N:

Test Mode : RX 924.48MHz

Note :

Polarization: *Vertical*

Power : 3 Vd.c.

Distance: 3m

Mk.	Frequency (MHz)	Reading (dBuV)	Detector	Corr. factor (dB/m)	Result (dBuV/m)	Limit (dBuV/m)	Ant.Pos (cm)	Tab.Pos (deg.)	Margin (dB)	Comment
	4128.257	42.12	peak	-2.46	39.66	74.00	150	137	-34.34	
*	7144.288	39.87	peak	3.45	43.32	74.00	150	90	-30.68	



Address:6F.,No.58,Ln 188,Ruey Kuang Rd,Neihu,Taipei
 Tel:+886-2-6606-8877
 Fax:+886-2-6606-8879

Radiated Emission Measurement

Operator: Allen

File :3

Data :#2

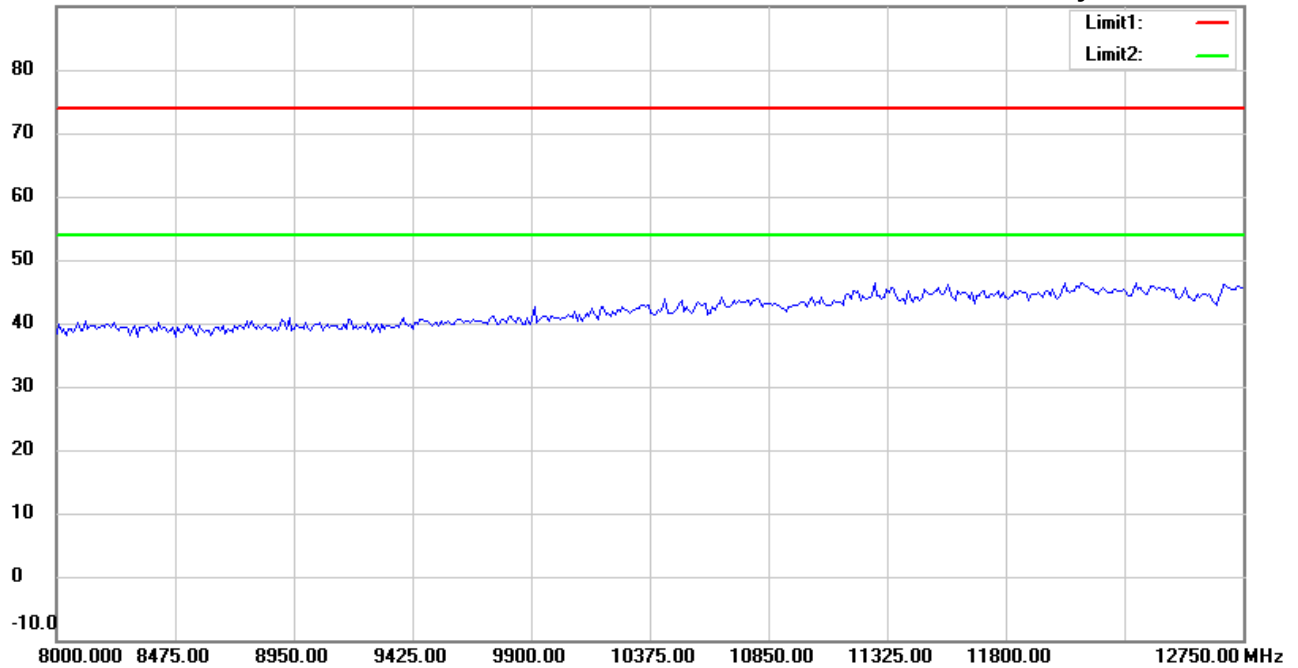
Date: 6/26/2021

Temperature:24.6 °C

90.0 dBuV/m

Time: 3:43:44 AM

Humidity:48.7 %



Site : Chamber

Condition : FCC_part 15 RE-Class B_Above 1GHz_PK

Polarization: *Horizontal*

EUT : W6M22106-21031

Power : 3 Vd.c.

M/N:

Distance: 3m

Test Mode : RX 924.48MHz

Note :

Mk.	Frequency (MHz)	Reading (dBuV)	Detector	Corr. factor (dB/m)	Result (dBuV/m)	Limit (dBuV/m)	Ant.Pos (cm)	Tab.Pos (deg.)	Margin (dB)	Comment
-----	-----------------	----------------	----------	---------------------	-----------------	----------------	--------------	----------------	-------------	---------

*:Maximum data x:Over limit !:over margin



Address:6F.,No.58,Ln 188,Ruey Kuang Rd,Neihu,Taipei
 Tel:+886-2-6606-8877
 Fax:+886-2-6606-8879

Radiated Emission Measurement

Operator: Allen

File :3

Data :#4

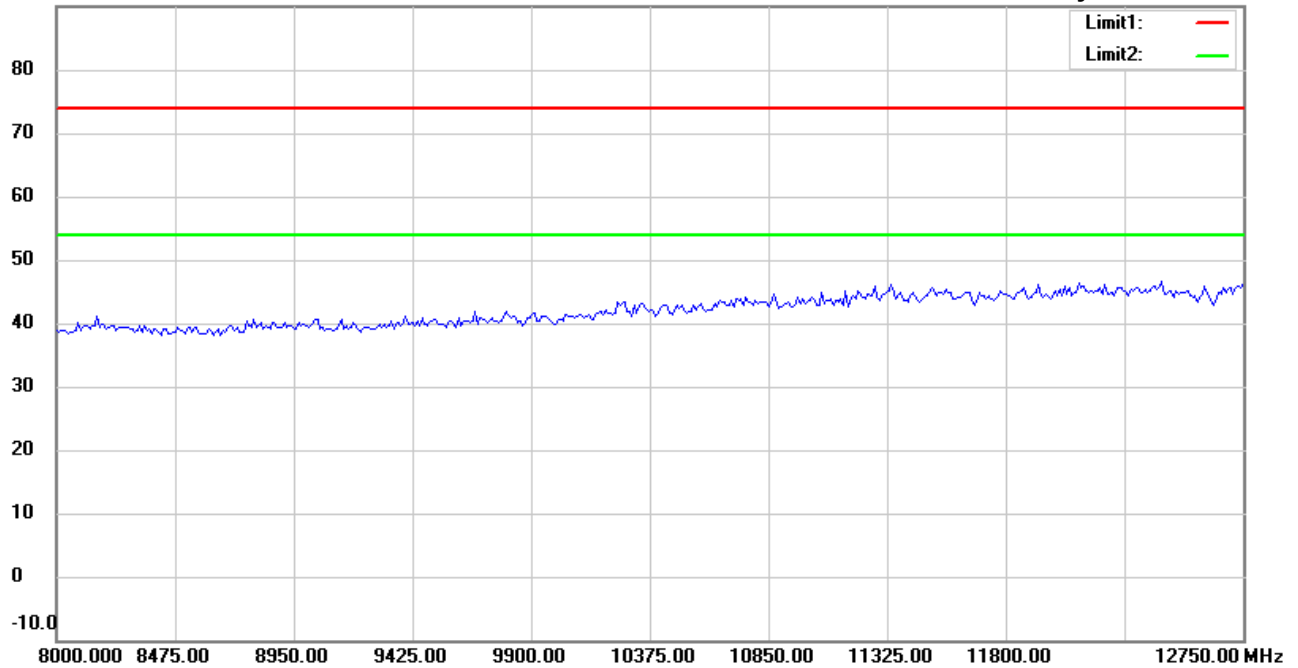
Date: 6/26/2021

Temperature:24.6 °C

90.0 dBuV/m

Time: 3:47:14 AM

Humidity:48.7 %



Site : Chamber

Condition : FCC_part 15 RE-Class B_Above 1GHz_PK

Polarization: *Vertical*

EUT : W6M22106-21031

Power : 3 Vd.c.

M/N:

Distance: 3m

Test Mode : RX 924.48MHz

Note :

Mk.	Frequency (MHz)	Reading (dBuV)	Detector	Corr. factor (dB/m)	Result (dBuV/m)	Limit (dBuV/m)	Ant.Pos (cm)	Tab.Pos (deg.)	Margin (dB)	Comment
-----	-----------------	----------------	----------	---------------------	-----------------	----------------	--------------	----------------	-------------	---------

*:Maximum data x:Over limit !:over margin