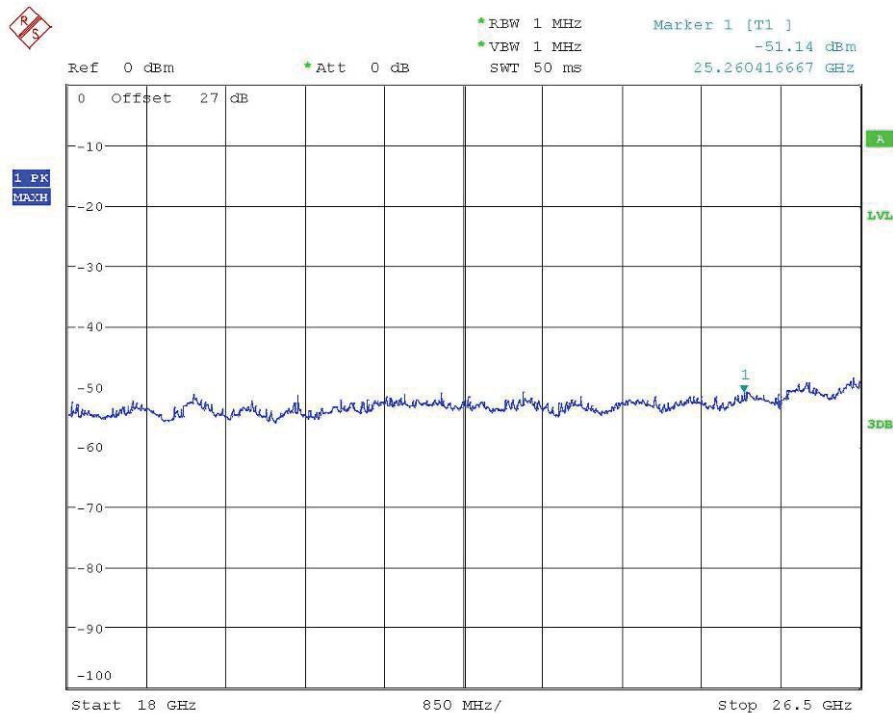




Worldwide Testing Services(Taiwan) Co., Ltd.

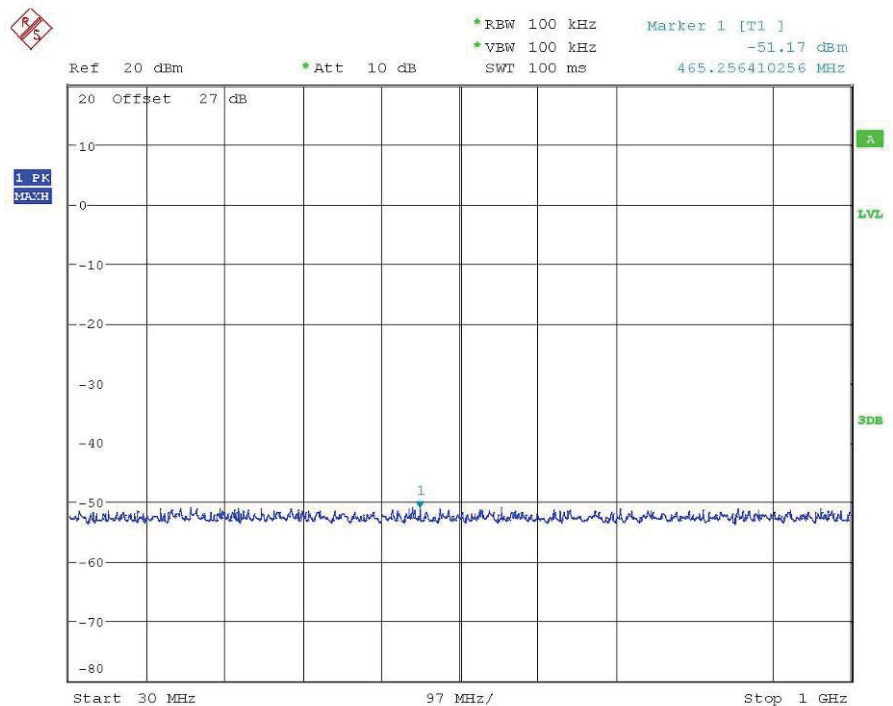
Report Number: W6M21212-12939-P-2224
 FCC ID: GX9CTC10523G



CONDUCTED SPURIOUS EMISSION WCDMA BAND II IDLE


Date: 26.DEC.2012 16:50:30

CH4132

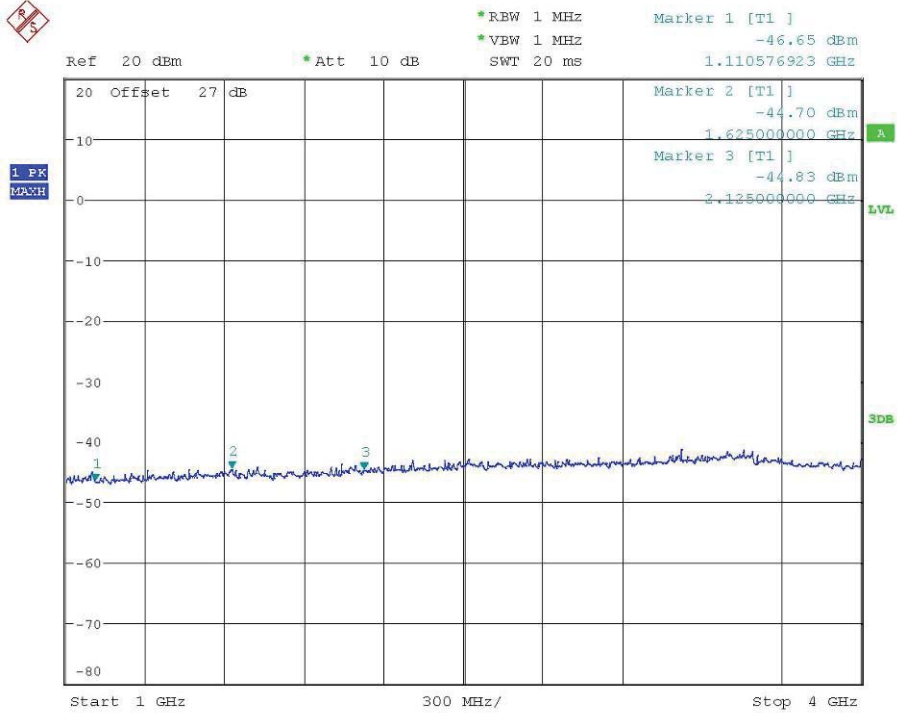


CONDUCTED SPURIOUS EMISSION WCDMA BAND V CH4132

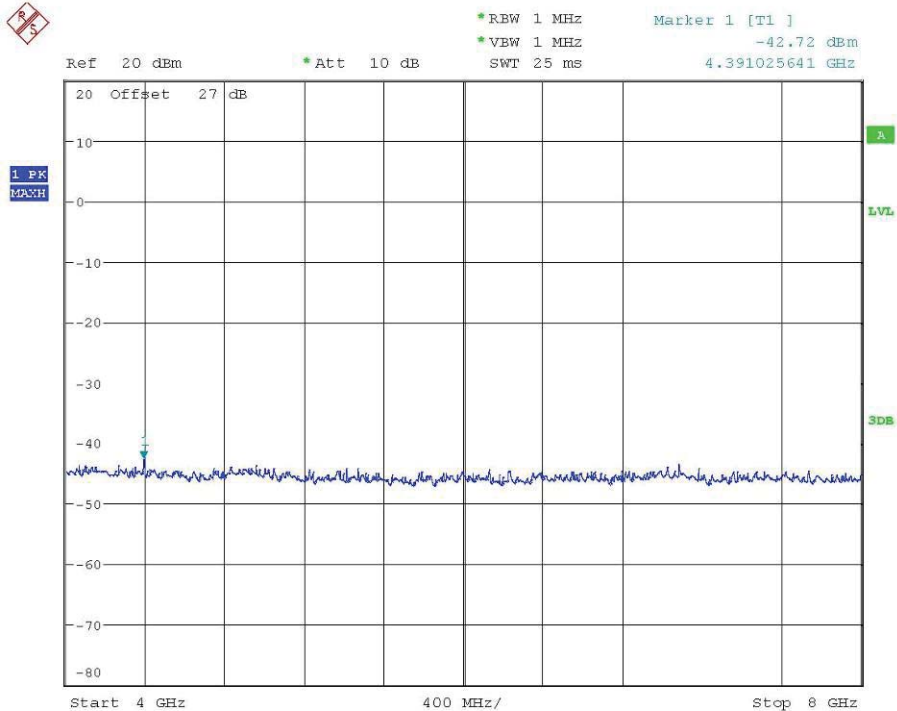
Date: 26.DEC.2012 14:50:09




Report Number: W6M21212-12939-P-2224
FCC ID: GX9CTC10523G



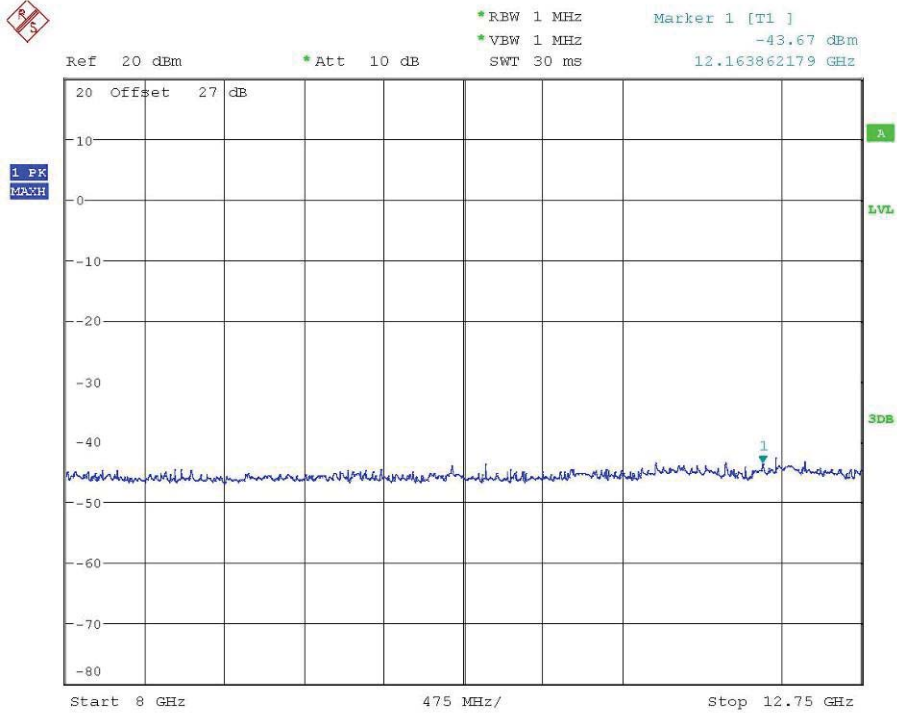
CONDUCTED SPURIOUS EMISSION WCDMA BAND V CH4132
Date: 26.DEC.2012 16:08:33



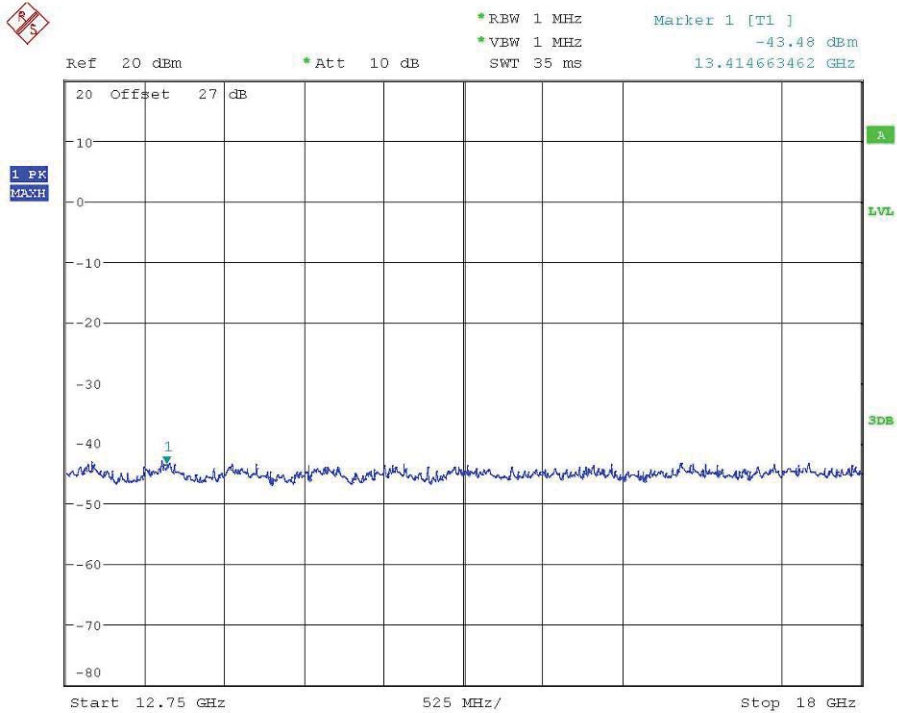
CONDUCTED SPURIOUS EMISSION WCDMA BAND V CH4132
Date: 26.DEC.2012 16:13:23



Report Number: W6M21212-12939-P-2224
FCC ID: GX9CTC10523G



CONDUCTED SPURIOUS EMISSION WCDMA BAND V CH4132
Date: 26.DEC.2012 16:16:10

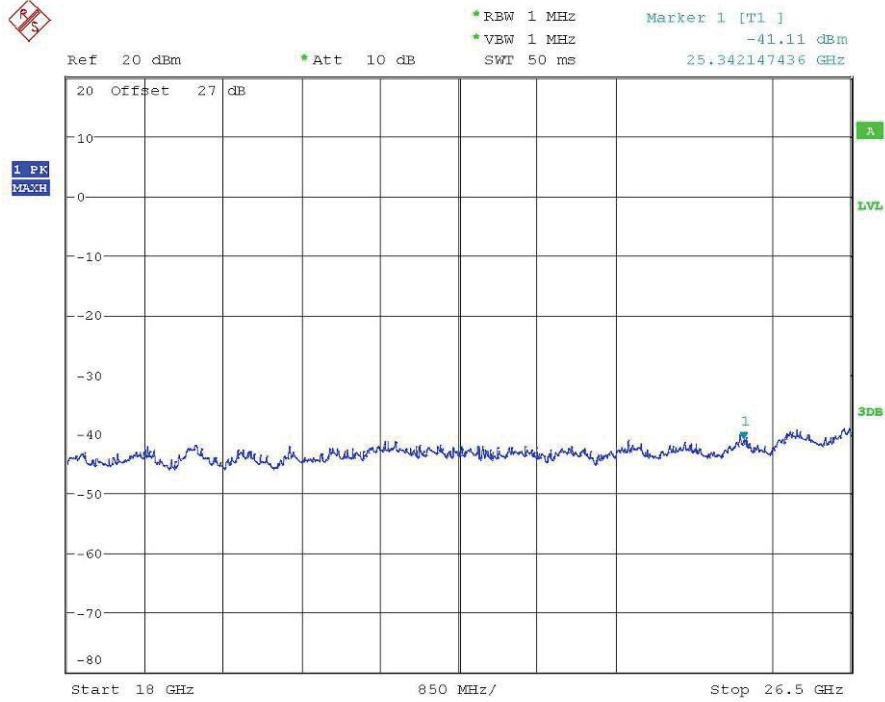


CONDUCTED SPURIOUS EMISSION WCDMA BAND V CH4132
Date: 26.DEC.2012 16:18:27



Report Number: W6M21212-12939-P-2224

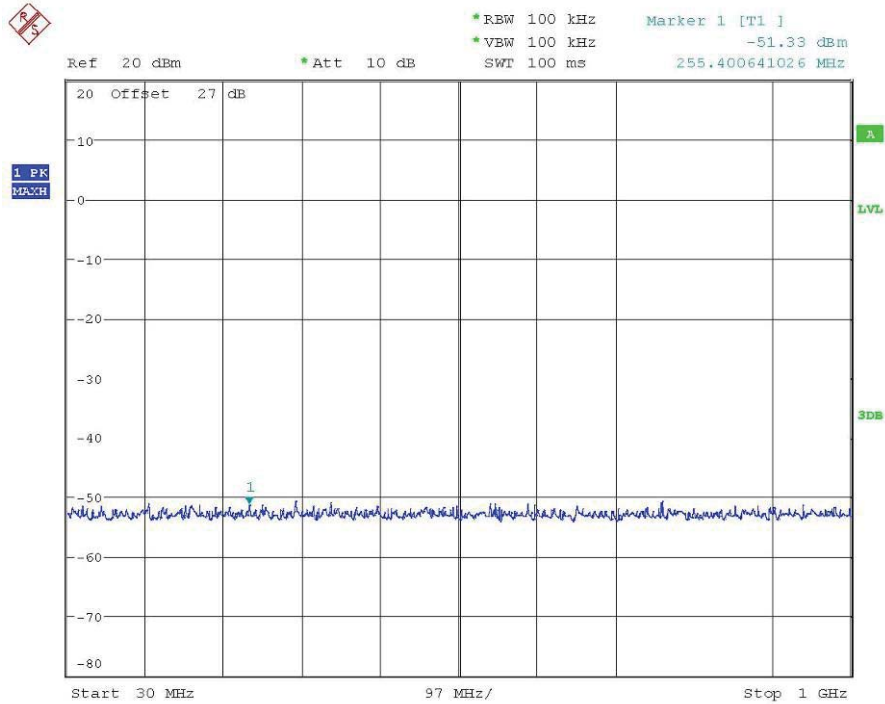
FCC ID: GX9CTC10523G



CONDUCTED SPURIOUS EMISSION WCDMA BAND V CH4132


Date: 26.DEC.2012 16:18:46

CH4183

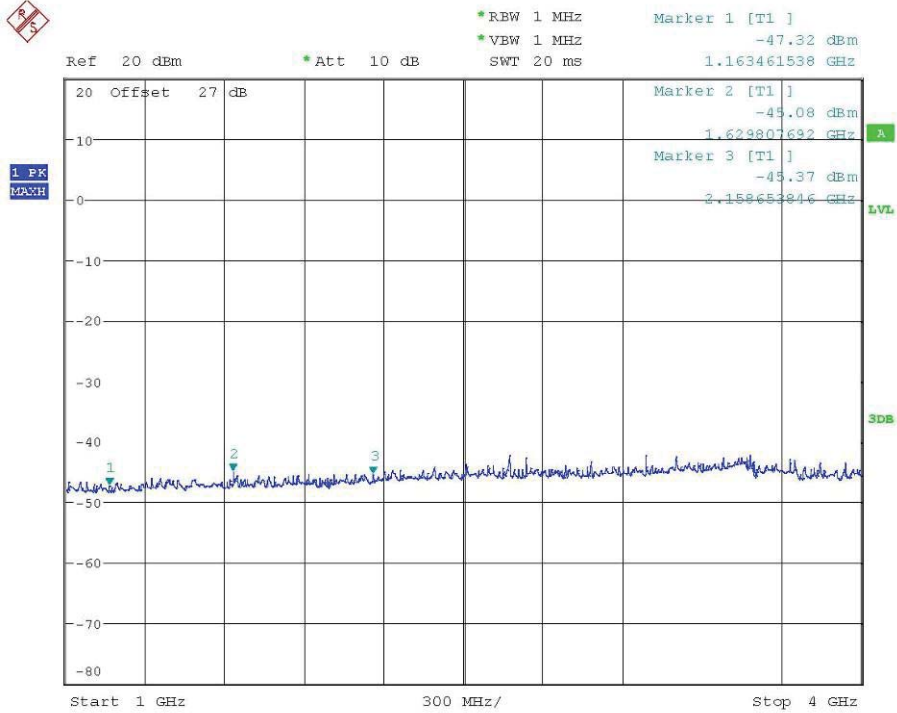


CONDUCTED SPURIOUS EMISSION WCDMA BAND V CH4183

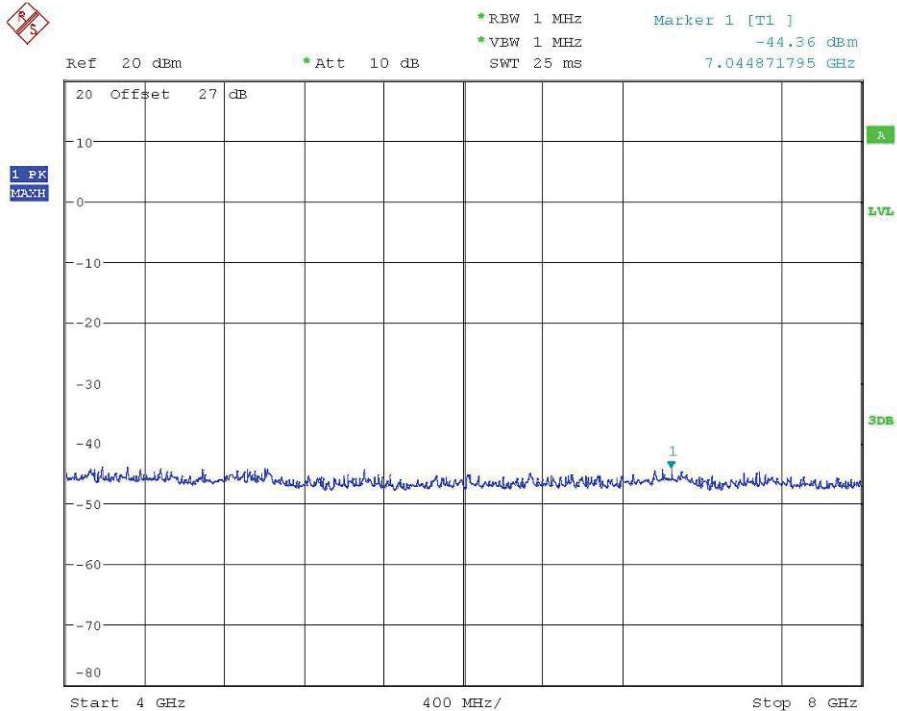
Date: 26.DEC.2012 14:50:52




Report Number: W6M21212-12939-P-2224
FCC ID: GX9CTC10523G



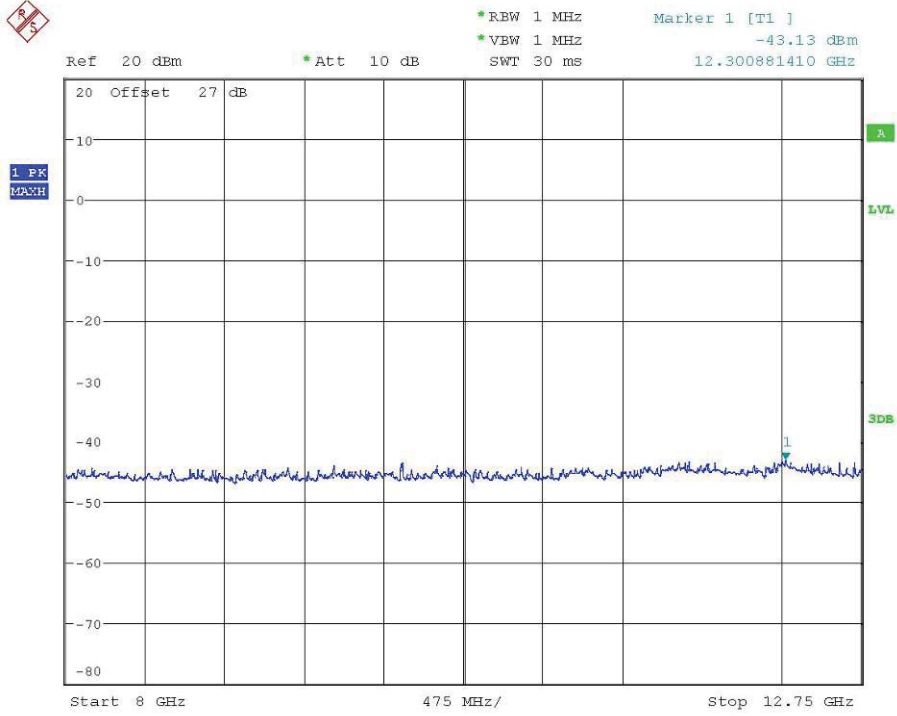
CONDUCTED SPURIOUS EMISSION WCDMA BAND V CH4183
Date: 26.DEC.2012 16:09:27



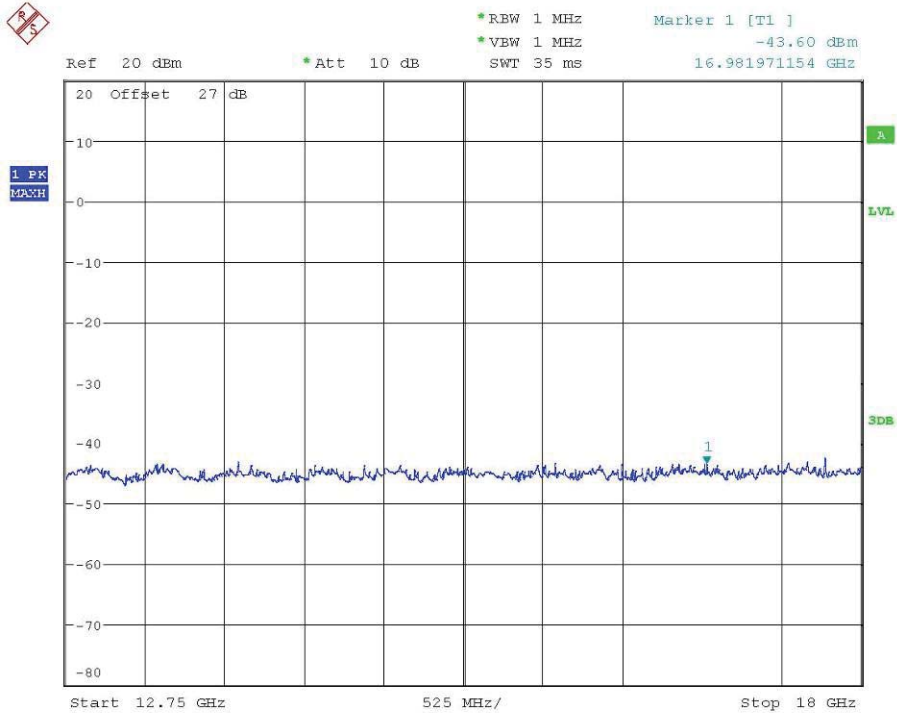
CONDUCTED SPURIOUS EMISSION WCDMA BAND V CH4183
Date: 26.DEC.2012 16:13:45




Report Number: W6M21212-12939-P-2224
FCC ID: GX9CTC10523G



CONDUCTED SPURIOUS EMISSION WCDMA BAND V CH4183
Date: 26.DEC.2012 16:17:07

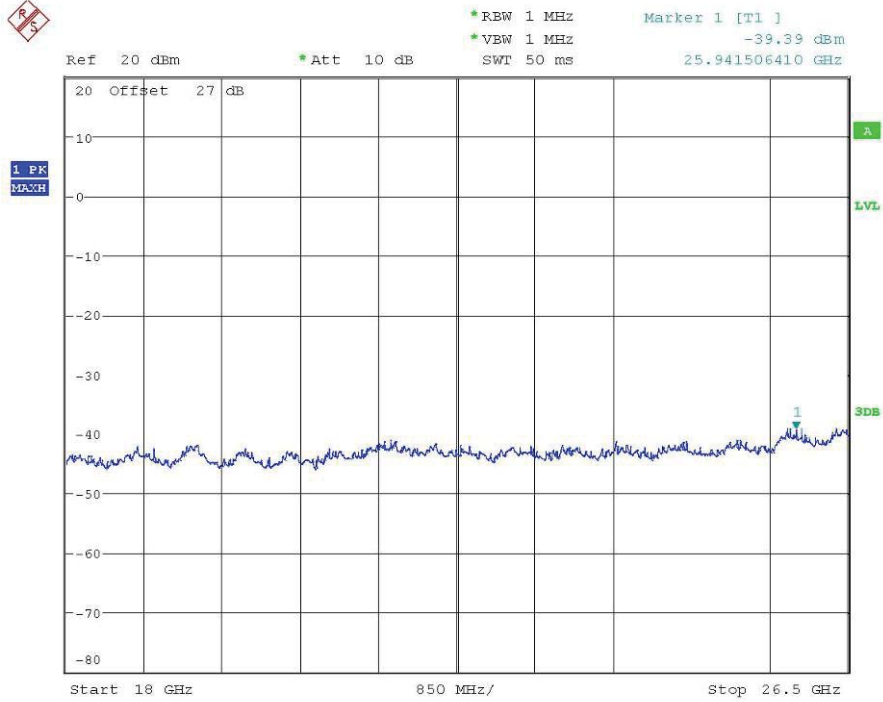


CONDUCTED SPURIOUS EMISSION WCDMA BAND V CH4183
Date: 26.DEC.2012 16:18:08



Report Number: W6M21212-12939-P-2224

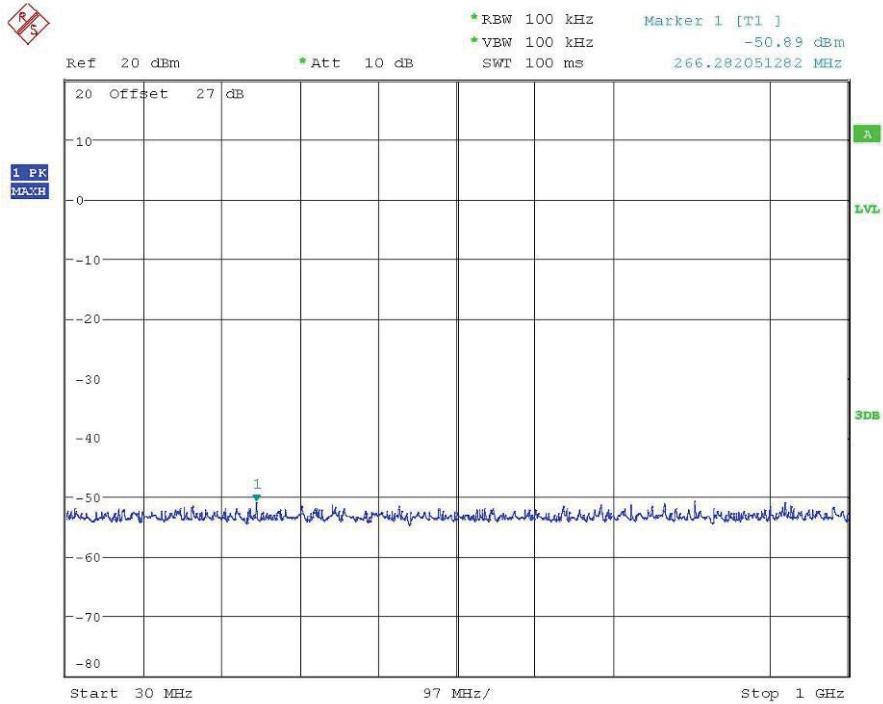
FCC ID: GX9CTC10523G



CONDUCTED SPURIOUS EMISSION WCDMA BAND V CH4183


Date: 26.DEC.2012 16:19:06

CH4233

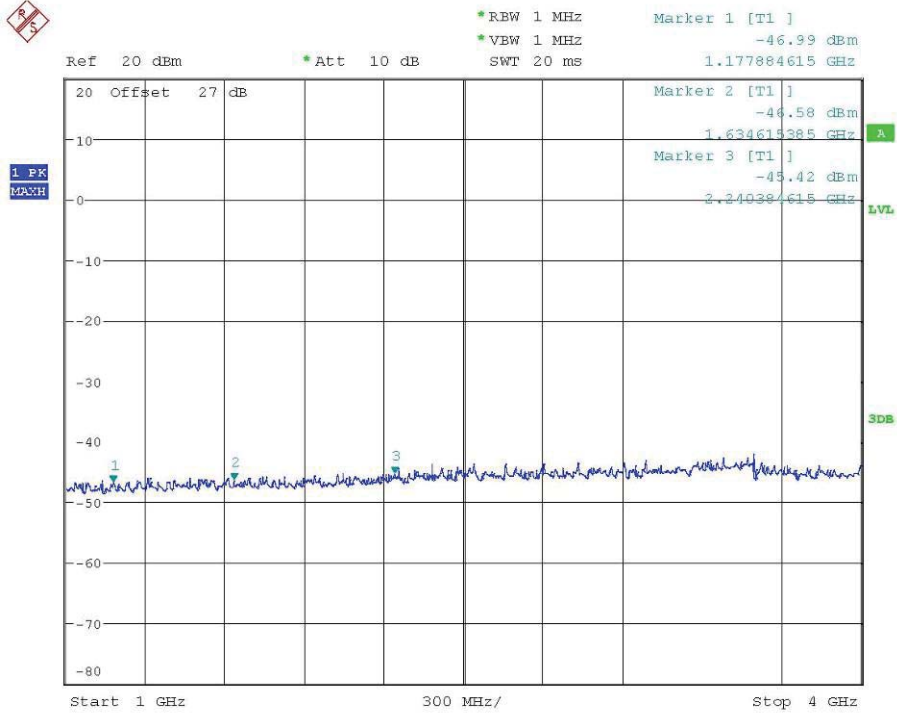


CONDUCTED SPURIOUS EMISSION WCDMA BAND V CH4233

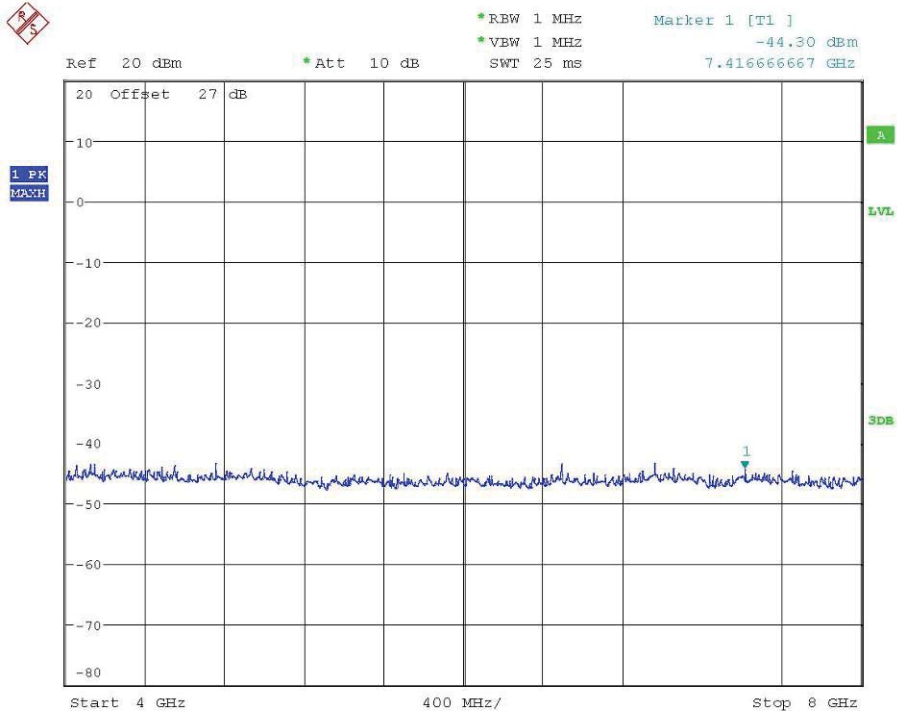
Date: 26.DEC.2012 14:51:15




Report Number: W6M21212-12939-P-2224
FCC ID: GX9CTC10523G



CONDUCTED SPURIOUS EMISSION WCDMA BAND V CH4233
Date: 26.DEC.2012 16:10:11

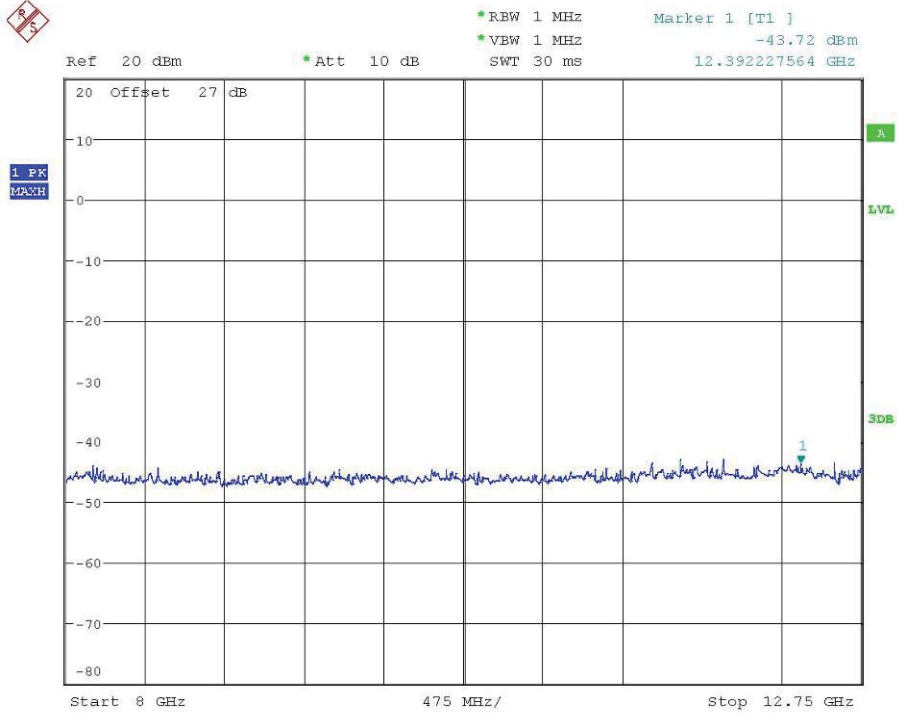


CONDUCTED SPURIOUS EMISSION WCDMA BAND V CH4233
Date: 26.DEC.2012 16:14:08

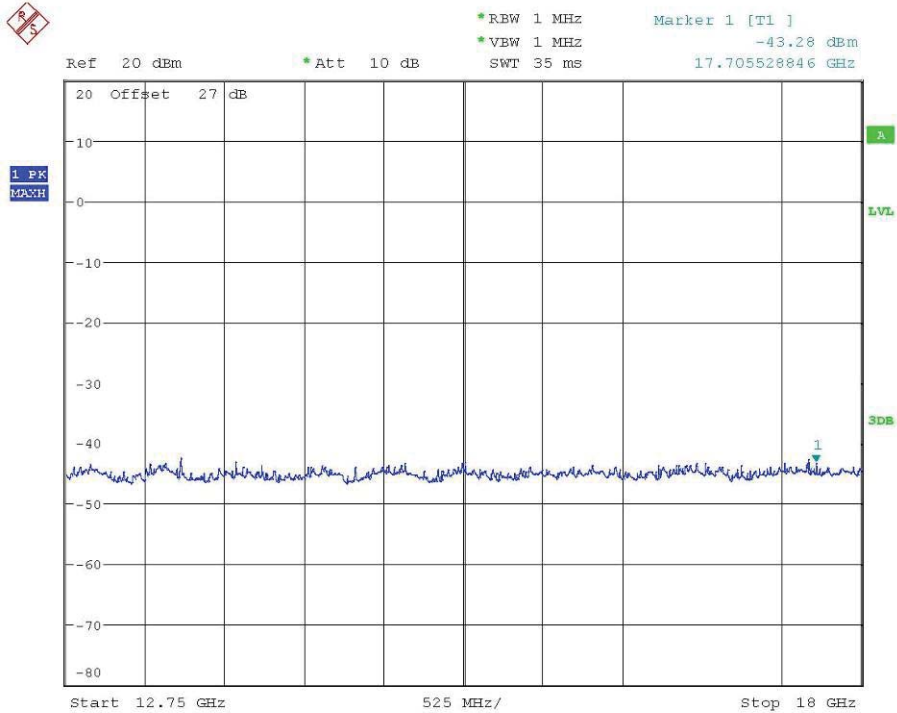


Worldwide Testing Services(Taiwan) Co., Ltd.


Report Number: W6M21212-12939-P-2224
FCC ID: GX9CTC10523G



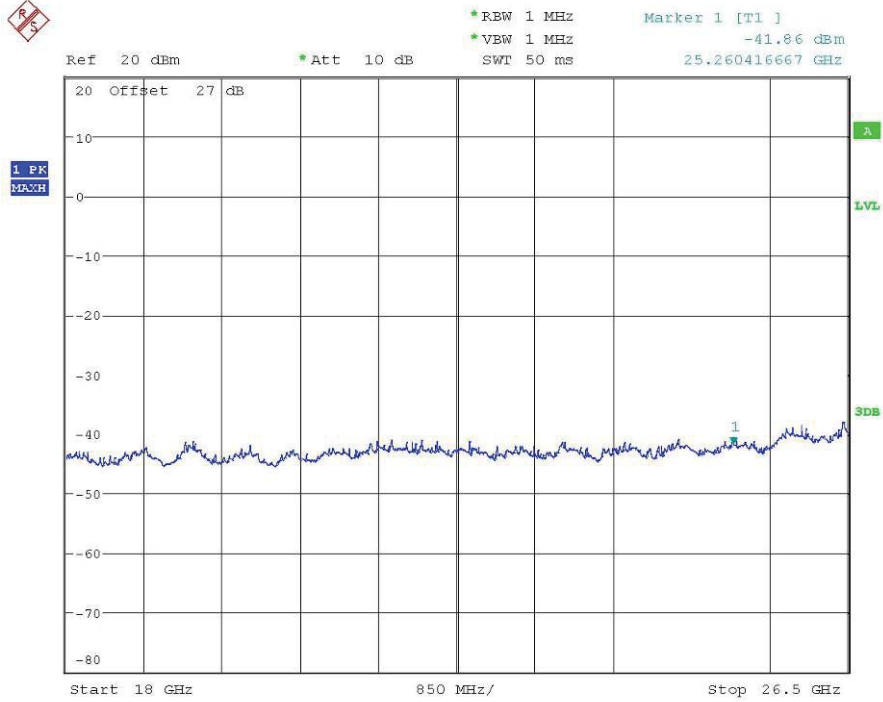
CONDUCTED SPURIOUS EMISSION WCDMA BAND V CH4233
Date: 26.DEC.2012 16:17:30



CONDUCTED SPURIOUS EMISSION WCDMA BAND V CH4233
Date: 26.DEC.2012 16:17:49

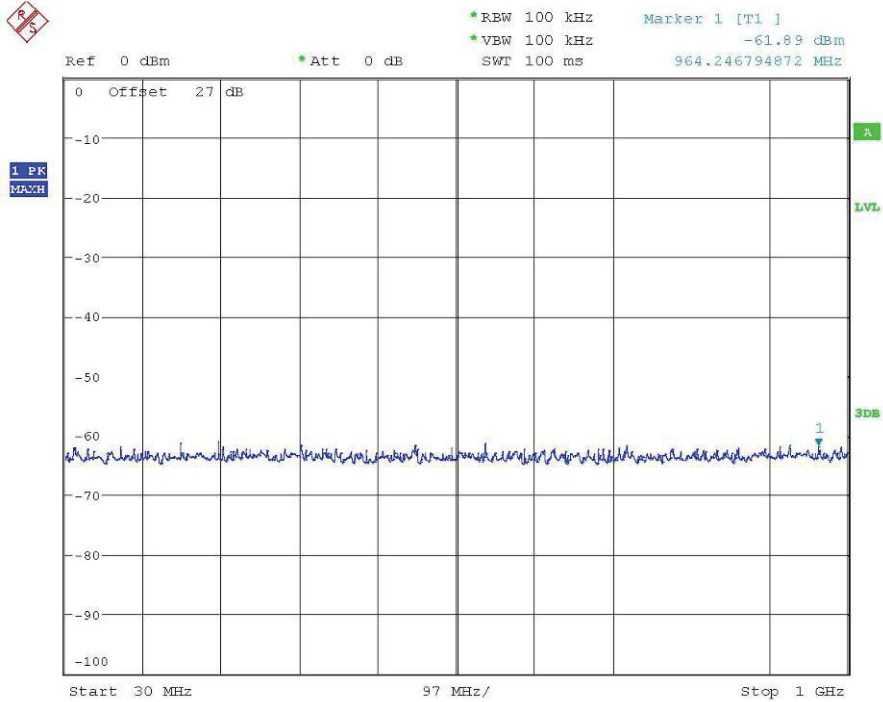


Report Number: W6M21212-12939-P-2224
FCC ID: GX9CTC10523G




CONDUCTED SPURIOUS EMISSION WCDMA BAND V CH4233
Date: 26.DEC.2012 16:19:36

Band V Idle

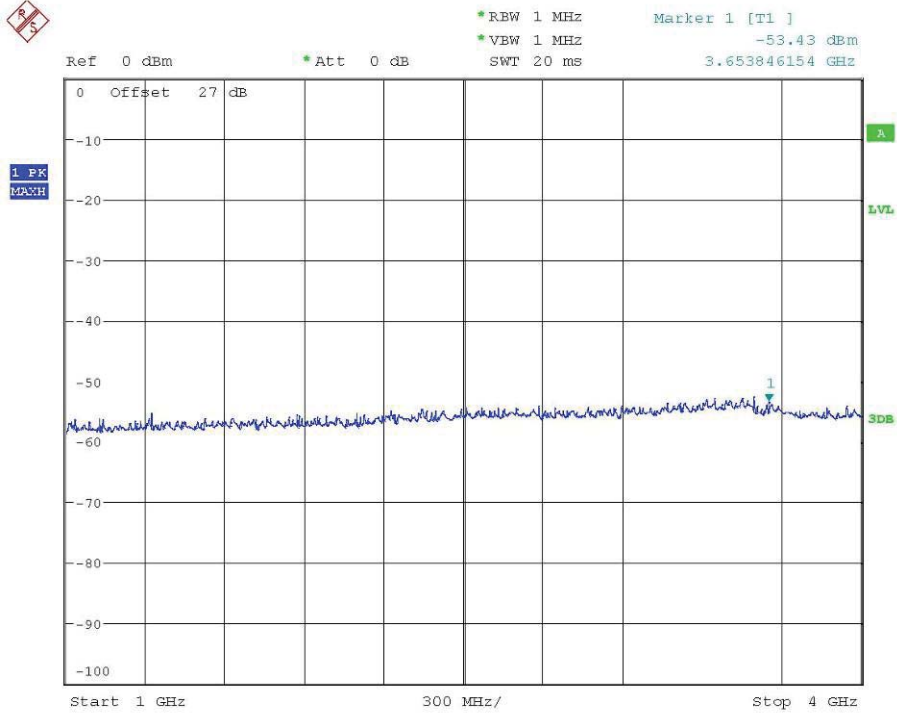


CONDUCTED SPURIOUS EMISSION WCDMA BAND V IDLE
Date: 26.DEC.2012 14:51:38

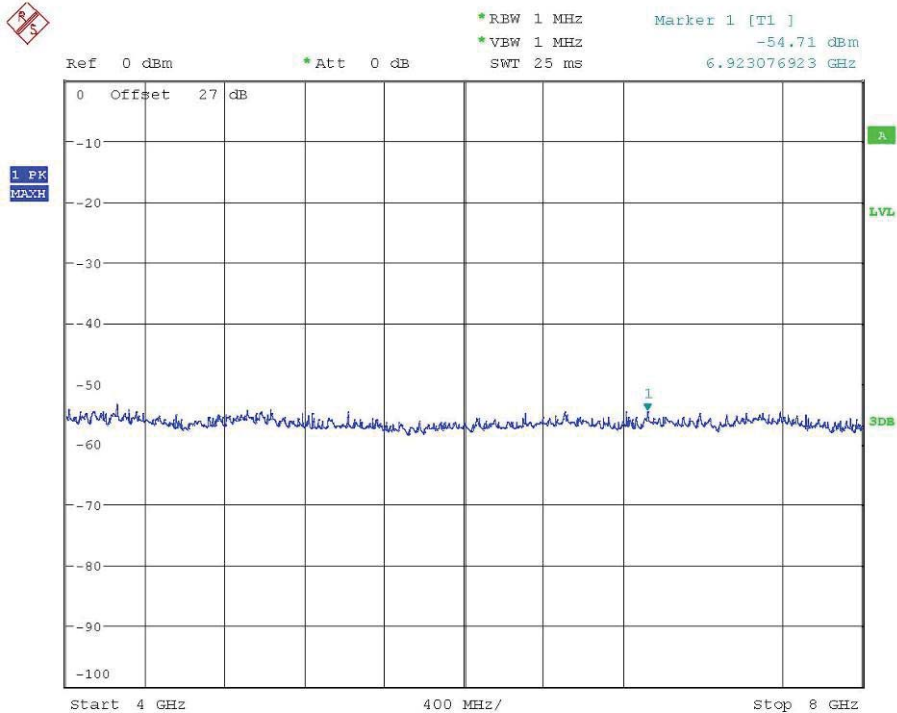


Worldwide Testing Services(Taiwan) Co., Ltd.


Report Number: W6M21212-12939-P-2224
 FCC ID: GX9CTC10523G



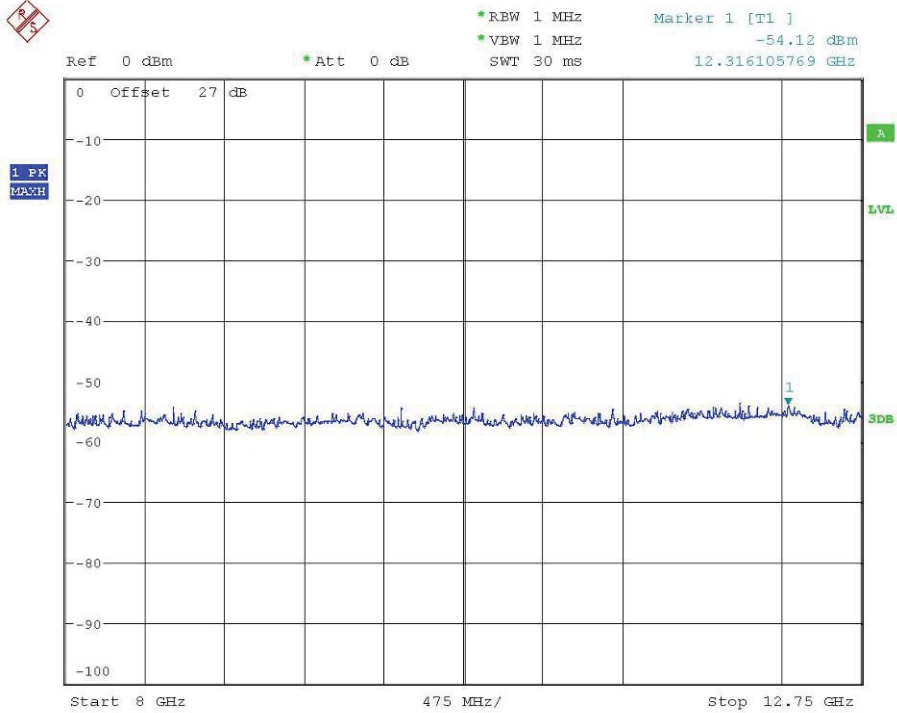
CONDUCTED SPURIOUS EMISSION WCDMA BAND V IDLE
 Date: 26.DEC.2012 16:11:19



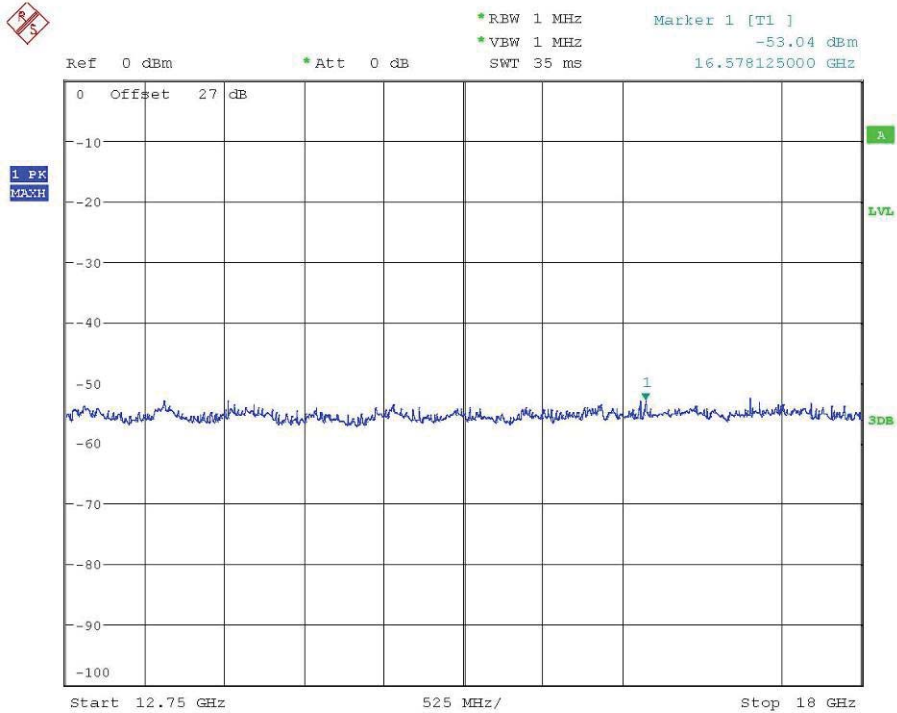
CONDUCTED SPURIOUS EMISSION WCDMA BAND V IDLE
 Date: 26.DEC.2012 16:11:34




Report Number: W6M21212-12939-P-2224
FCC ID: GX9CTC10523G



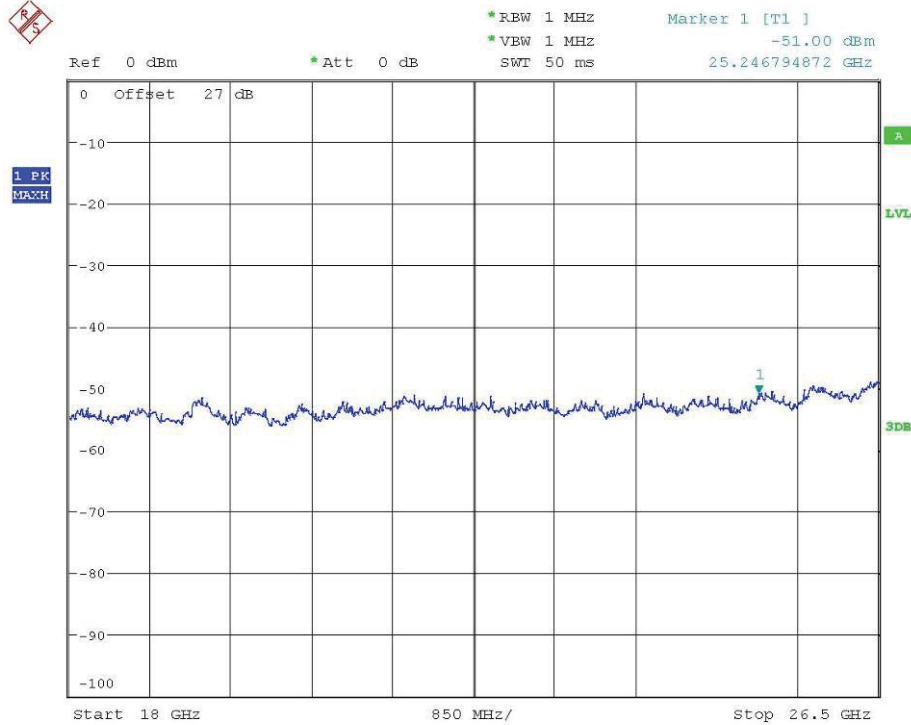
CONDUCTED SPURIOUS EMISSION WCDMA BAND V IDLE
Date: 26.DEC.2012 16:11:48



CONDUCTED SPURIOUS EMISSION WCDMA BAND V IDLE
Date: 26.DEC.2012 16:12:02



Report Number: W6M21212-12939-P-2224
FCC ID: GX9CTC10523G



CONDUCTED SPURIOUS EMISSION WCDMA BAND V IDLE
Date: 26.DEC.2012 16:12:20

Test equipment: ETSTW-RE 055, ETSTW-GSM 02


6.3 Explanation of test result

All factors like cable loss and external attenuation etc. are already included in the provided measurement results. This is done by using validated test software and calibrated test system according to the accreditation requirements.

6.4 Calculation of Limit for Spurious at Antenna Terminals

Compliance with § 22.917(a) requires that any emission be attenuated below the transmitter power at least $43 + 10 \log P$ (P = transmitter power in Watts).

Limit for Spurious Emissions at Antenna Terminals: $L=P-A=-13\text{dBm}$



Report Number: W6M21212-12939-P-2224

FCC ID: GX9CTC10523G

7. Field Strength of Spurious Radiation

7.1 Test procedure

The test procedure for filed strength measurement is same as radiated power except for a notch filter or band pass filter is used to avoid the influence of fundamental to the pre-amplifier. The measurements below 1GHz were performed with a measurement bandwidth of 100kHz, above 1GHz with a bandwidth of 1 MHz.

7.2 Test Results

The measurements of the spurious emission are at the upper, center and lower channel.

CH128_DC 9 V

Model: CTC-1052 Date: 2012/12/21
 Mode: Active ch128 Temperature: 24 °C Engineer: Robert
 Polarization: Horizontal Humidity: 60 %

Frequency (MHz)	Reading (dBm) Peak	Factor (dB) Corr.	Result (dBm)	Limit (dBm)	Margin (dB)	Table Degree (Deg.)	Ant. High (cm)
135.2705	-85.50	23.00	-62.50	-13.00	-49.50	264	150
652.1041	-44.13	-0.53	-44.66	-13.00	-31.66	201	150
1649.2990	-27.68	3.00	-24.68	-13.00	-11.68	46	150
2472.9460	-38.82	6.42	-32.40	-13.00	-19.40	170	150
3296.5930	-54.13	9.61	-44.52	-13.00	-31.52	88	150
4120.2400	-57.33	8.31	-49.02	-13.00	-36.02	20	150


Polarization: Vertical

Frequency (MHz)	Reading (dBm) Peak	Factor (dB) Corr.	Result (dBm)	Limit (dBm)	Margin (dB)	Table Degree (Deg.)	Ant. High (cm)
169.6794	-99.90	25.33	-74.57	-13.00	-61.57	289	150
652.1041	-49.31	-2.98	-52.29	-13.00	-39.29	129	150
1643.2870	-36.25	1.10	-35.15	-13.00	-22.15	20	150
2472.9460	-44.89	6.39	-38.50	-13.00	-25.50	178	150
3296.5930	-57.72	8.50	-49.22	-13.00	-36.22	180	150
4120.2400	-61.58	8.91	-52.67	-13.00	-39.67	200	150

CH128_DC 8.1 V

Mode: Active ch128
 Polarization: Horizontal

Frequency (MHz)	Reading (dBm) Peak	Factor (dB) Corr.	Result (dBm)	Limit (dBm)	Margin (dB)	Table Degree (Deg.)	Ant. High (cm)
157.4148	-102.40	25.04	-77.36	-13.00	-64.36	130	150
652.1041	-80.15	35.04	-45.11	-13.00	-32.11	300	150
1649.2990	-29.82	3.00	-26.82	-13.00	-13.82	111	150
2472.9460	-46.91	6.42	-40.49	-13.00	-27.49	287	150
3296.5930	-53.92	9.61	-44.31	-13.00	-31.31	213	150
4945.8920	-56.00	10.30	-45.70	-13.00	-32.70	163	150



Worldwide Testing Services(Taiwan) Co., Ltd.

Report Number: W6M21212-12939-P-2224

FCC ID: GX9CTC10523G

Polarization: Vertical

Frequency (MHz)	Reading (dBm) Peak	Factor (dB) Corr.	Result (dBm)	Limit (dBm)	Margin (dB)	Table Degree (Deg.)	Ant. High (cm)
166.2725	-102.55	25.30	-77.25	-13.00	-64.25	98	150
652.1041	-90.00	32.11	-57.89	-13.00	-44.89	114	150
1649.2990	-35.36	1.29	-34.07	-13.00	-21.07	312	150
2472.9460	-42.75	6.39	-36.36	-13.00	-23.36	232	150
3296.5930	-56.26	8.50	-47.76	-13.00	-34.76	156	150
4945.8920	-51.53	11.23	-40.30	-13.00	-27.30	95	150

CH188_DC 9 V


Mode: Active ch188

Polarization: Horizontal

Frequency (MHz)	Reading (dBm) Peak	Factor (dB) Corr.	Result (dBm)	Limit (dBm)	Margin (dB)	Table Degree (Deg.)	Ant. High (cm)
176.1523	-90.00	24.95	-65.05	-13.00	-52.05	290	150
652.1041	-43.86	-0.53	-44.39	-13.00	-31.39	227	150
1673.3470	-32.86	3.08	-29.78	-13.00	-16.78	156	150
2509.0180	-37.46	6.75	-30.71	-13.00	-17.71	277	150
3344.6890	-58.43	9.73	-48.70	-13.00	-35.70	138	150
4176.3530	-57.62	8.77	-48.85	-13.00	-35.85	20	150

Polarization: Vertical

Frequency (MHz)	Reading (dBm) Peak	Factor (dB) Corr.	Result (dBm)	Limit (dBm)	Margin (dB)	Table Degree (Deg.)	Ant. High (cm)
180.5812	-97.49	25.35	-72.14	-13.00	-59.14	280	150
663.3265	-50.01	-2.60	-52.61	-13.00	-39.61	111	150
1673.3470	-35.33	2.05	-33.28	-13.00	-20.28	123	150
2509.0180	-38.78	6.51	-32.27	-13.00	-19.27	187	150
3344.6890	-55.83	9.07	-46.76	-13.00	-33.76	250	150
4176.3530	-57.46	8.93	-48.53	-13.00	-35.53	18	150



Worldwide Testing Services(Taiwan) Co., Ltd.

Report Number: W6M21212-12939-P-2224

FCC ID: GX9CTC10523G

CH188_DC 8.1 V

Mode: Active ch188

Polarization: Horizontal

Frequency (MHz)	Reading (dBm) Peak	Factor (dB) Corr.	Result (dBm)	Limit (dBm)	Margin (dB)	Table Degree (Deg.)	Ant. High (cm)
174.1082	-102.40	24.90	-77.50	-13.00	-64.50	78	150
778.7575	-76.34	32.68	-43.66	-13.00	-30.66	165	150
1673.3470	-33.06	3.08	-29.98	-13.00	-16.98	66	150
2509.0180	-45.51	6.75	-38.76	-13.00	-25.76	326	150
3344.6890	-57.29	9.73	-47.56	-13.00	-34.56	188	150
5018.0360	-50.84	9.59	-41.25	-13.00	-28.25	10	150

Polarization: Vertical


Frequency (MHz)	Reading (dBm) Peak	Factor (dB) Corr.	Result (dBm)	Limit (dBm)	Margin (dB)	Table Degree (Deg.)	Ant. High (cm)
160.4810	-103.34	25.25	-78.09	-13.00	-65.09	21	150
434.0681	-83.63	27.75	-55.88	-13.00	-42.88	212	150
1673.3470	-36.68	2.05	-34.63	-13.00	-21.63	250	150
2509.0180	-41.26	6.51	-34.75	-13.00	-21.75	351	150
3344.6890	-56.87	9.07	-47.80	-13.00	-34.80	121	150
5018.0360	-49.07	10.59	-38.48	-13.00	-25.48	177	150

CH251_DC 9 V

Mode: Active ch 251

Polarization: Horizontal

Frequency (MHz)	Reading (dBm) Peak	Factor (dB) Corr.	Result (dBm)	Limit (dBm)	Margin (dB)	Table Degree (Deg.)	Ant. High (cm)
97.7956	-89.81	23.28	-66.53	-13.00	-53.53	144	150
676.1522	-43.96	-0.31	-44.27	-13.00	-31.27	228	150
1697.3950	-32.49	3.16	-29.33	-13.00	-16.33	66	150
2545.0900	-47.14	7.24	-39.90	-13.00	-26.90	188	150
3398.7980	-52.62	9.85	-42.77	-13.00	-29.77	349	150
5090.1800	-52.96	10.76	-42.20	-13.00	-29.20	88	150



Worldwide Testing Services(Taiwan) Co., Ltd.

Report Number: W6M21212-12939-P-2224

FCC ID: GX9CTC10523G

Polarization: Vertical

Frequency (MHz)	Reading (dBm) Peak	Factor (dB) Corr.	Result (dBm)	Limit (dBm)	Margin (dB)	Table Degree (Deg.)	Ant. High (cm)
166.2725	-96.69	25.30	-71.39	-13.00	-58.39	288	150
676.1521	-51.70	-2.17	-53.87	-13.00	-40.87	229	150
1697.3950	-33.78	2.82	-30.96	-13.00	-17.96	187	150
2545.0900	-41.55	7.25	-34.30	-13.00	-21.30	196	150
3398.7980	-57.11	9.85	-47.26	-13.00	-34.26	290	150
4240.4810	-58.25	9.26	-48.99	-13.00	-35.99	20	150
5090.1800	-55.27	11.14	-44.13	-13.00	-31.13	99	150

CH251_DC 8.1 V

Mode: Active ch251

Polarization: Horizontal

Frequency (MHz)	Reading (dBm) Peak	Factor (dB) Corr.	Result (dBm)	Limit (dBm)	Margin (dB)	Table Degree (Deg.)	Ant. High (cm)
182.6253	-102.72	24.78	-77.94	-13.00	-64.94	200	150
676.1522	-81.04	34.79	-46.25	-13.00	-33.25	322	150
1697.3950	-32.72	3.16	-29.56	-13.00	-16.56	22	150
2545.0900	-46.43	7.24	-39.19	-13.00	-26.19	310	150
3398.7980	-59.07	9.85	-49.22	-13.00	-36.22	308	150
5090.1800	-51.52	10.76	-40.76	-13.00	-27.76	200	150
11883.7670	-71.70	33.45	-38.25	-13.00	-25.25	130	150

Polarization: Vertical


Frequency (MHz)	Reading (dBm) Peak	Factor (dB) Corr.	Result (dBm)	Limit (dBm)	Margin (dB)	Table Degree (Deg.)	Ant. High (cm)
178.1964	-101.07	25.40	-75.67	-13.00	-62.67	135	150
676.1522	-84.80	33.19	-51.61	-13.00	-38.61	155	150
1697.3950	-33.47	2.82	-30.65	-13.00	-17.65	120	150
2545.0900	-36.50	7.25	-29.25	-13.00	-16.25	198	150
3398.7980	-54.76	9.85	-44.91	-13.00	-31.91	237	150
5090.1800	-52.63	11.14	-41.49	-13.00	-28.49	10	150

850 Band Idle Mode_DC 9 V

Mode: Idle

Polarization: Horizontal

Frequency (MHz)	Reading (dBuV)	Detector	Factor (dB)	Result (dBuV/m)	Limit (dBuV/m)	Margin (dB)	Table Degree (Deg.)	Ant. High (cm)
47.4950	3.36	peak	14.07	17.43	40.00	-22.57	120	100
131.0822	5.54	peak	13.88	19.42	43.50	-24.08	100	100
239.9398	5.71	peak	13.69	19.40	46.00	-26.60	260	100
354.6293	4.77	peak	17.05	21.82	46.00	-24.18	240	100



Worldwide Testing Services(Taiwan) Co., Ltd.

Report Number: W6M21212-12939-P-2224

FCC ID: GX9CTC10523G

Frequency (MHz)	Reading (dBuV)		Factor (dB) Corr.	Result @3m (dBuV/m)		Limit @3m (dBuV/m)		Margin (dB)	Table Degree (Deg.)	Ant. High (cm)
	Peak	Ave.		Peak	Ave.	Peak	Ave.			
1841.6830	47.02	---	-5.65	41.37	---	74.00	54.00	-32.63	130	100
5895.7920	42.36	---	3.02	45.38	---	74.00	54.00	-28.62	320	100

Polarization: Vertical

Frequency (MHz)	Reading (dBuV)	Detector	Factor (dB)	Result (dBuV/m)	Limit (dBuV/m)	Margin (dB)	Table Degree (Deg.)	Ant. High (cm)
51.3828	3.30	peak	14.02	17.32	40.00	-22.68	115	100
140.8015	4.56	peak	14.83	19.39	43.50	-24.11	235	100
521.8035	4.77	peak	20.67	25.44	46.00	-20.56	210	100
640.3808	5.35	peak	23.00	28.35	46.00	-17.65	260	100

Frequency (MHz)	Reading (dBuV)		Factor (dB) Corr.	Result @3m (dBuV/m)		Limit @3m (dBuV/m)		Margin (dB)	Table Degree (Deg.)	Ant. High (cm)
	Peak	Ave.		Peak	Ave.	Peak	Ave.			
1841.6830	46.23	---	-5.65	40.58	---	74.00	54.00	-33.42	110	100
4983.9680	43.37	---	1.27	44.64	---	74.00	54.00	-29.36	240	100

850 Band Idle Mode_DC 8.1 V

Mode: Idle


Polarization: Horizontal

Frequency (MHz)	Reading (dBuV)	Detector	Factor (dB)	Result (dBuV/m)	Limit (dBuV/m)	Margin (dB)	Table Degree (Deg.)	Ant. High (cm)
35.8316	3.51	peak	13.39	16.90	40.00	-23.10	250	100
150.5210	3.96	peak	15.07	19.03	43.50	-24.47	130	100
239.9398	5.62	peak	13.69	19.31	46.00	-26.69	210	100
652.0440	4.76	peak	23.12	27.88	46.00	-18.12	110	100

Frequency (MHz)	Reading (dBuV)		Factor (dB) Corr.	Result @3m (dBuV/m)		Limit @3m (dBuV/m)		Margin (dB)	Table Degree (Deg.)	Ant. High (cm)
	Peak	Ave.		Peak	Ave.	Peak	Ave.			
2823.6470	44.28	---	-2.93	41.35	---	74.00	54.00	-32.65	135	100
4464.9300	43.69	---	0.03	43.72	---	74.00	54.00	-30.28	200	100

Polarization: Vertical

Frequency (MHz)	Reading (dBuV)	Detector	Factor (dB)	Result (dBuV/m)	Limit (dBuV/m)	Margin (dB)	Table Degree (Deg.)	Ant. High (cm)
43.6071	3.37	peak	13.91	17.28	40.00	-22.72	130	100
142.7453	4.61	peak	14.88	19.49	43.50	-24.01	220	100
432.3847	4.37	peak	19.13	23.50	46.00	-22.50	250	100
517.9157	5.84	peak	20.57	26.41	46.00	-19.59	310	100



Worldwide Testing Services(Taiwan) Co., Ltd.

Report Number: W6M21212-12939-P-2224

FCC ID: GX9CTC10523G

Frequency (MHz)	Reading (dBuV)		Factor (dB) Corr.	Result @3m (dBuV/m)		Limit @3m (dBuV/m)		Margin (dB)	Table Degree (Deg.)	Ant. High (cm)
	Peak	Ave.		Peak	Ave.	Peak	Ave.			
2094.1880	44.90	---	-4.83	40.07	---	74.00	54.00	-33.93	95	100
4759.5190	43.05	---	0.35	43.40	---	74.00	54.00	-30.60	130	100

CH512_DC 9 V

Mode: Active ch 512

Polarization: Horizontal

Frequency (MHz)	Reading (dBm) Peak	Factor (dB) Corr.	Result (dBm)	Limit (dBm)	Margin (dB)	Table Degree (Deg.)	Ant. High (cm)
97.7956	-89.25	23.28	-65.97	-13.00	-52.97	80	150
672.9460	-68.71	-0.34	-69.05	-13.00	-56.05	200	150
1847.6950	-51.70	3.56	-48.14	-13.00	-35.14	30	150
1889.7800	-51.76	3.36	-48.40	-13.00	-35.40	136	150
3705.4110	-58.46	10.77	-47.69	-13.00	-34.69	250	150
5547.0940	-54.68	12.34	-42.34	-13.00	-29.34	310	150

Polarization: Vertical


Frequency (MHz)	Reading (dBm) Peak	Factor (dB) Corr.	Result (dBm)	Limit (dBm)	Margin (dB)	Table Degree (Deg.)	Ant. High (cm)
97.7956	-84.46	24.31	-60.15	-13.00	-47.15	80	150
923.0461	-68.97	-1.41	-70.38	-13.00	-57.38	200	150
1889.7800	-53.51	3.13	-50.38	-13.00	-37.38	135	150
2154.3090	-55.44	5.05	-50.39	-13.00	-37.39	160	150
3705.4110	-57.44	11.22	-46.22	-13.00	-33.22	210	150
5547.0940	-52.02	12.59	-39.43	-13.00	-26.43	125	150

CH512_DC 8.1 V

Mode: Active ch 512

Polarization: Horizontal

Frequency (MHz)	Reading (dBm) Peak	Factor (dB) Corr.	Result (dBm)	Limit (dBm)	Margin (dB)	Table Degree (Deg.)	Ant. High (cm)
151.9640	-91.68	24.04	-67.64	-13.00	-54.64	80	150
224.0481	-96.82	21.22	-75.60	-13.00	-62.60	30	150
677.7555	-102.07	34.78	-67.29	-13.00	-54.29	200	150
878.1563	-93.75	35.84	-57.91	-13.00	-44.91	192	150
3705.4110	-56.15	10.77	-45.38	-13.00	-32.38	240	150
5547.0940	-55.24	12.34	-42.90	-13.00	-29.90	177	150



Worldwide Testing Services(Taiwan) Co., Ltd.

Report Number: W6M21212-12939-P-2224

FCC ID: GX9CTC10523G

Polarization: Vertical

Frequency (MHz)	Reading (dBm) Peak	Factor (dB) Corr.	Result (dBm)	Limit (dBm)	Margin (dB)	Table Degree (Deg.)	Ant. High (cm)
131.8636	-92.73	23.50	-69.23	-13.00	-56.23	166	150
225.6513	-93.54	22.41	-71.13	-13.00	-58.13	200	150
567.1342	-102.01	32.27	-69.74	-13.00	-56.74	126	150
879.7595	-96.78	34.66	-62.12	-13.00	-49.12	94	150
3705.4110	-53.49	11.22	-42.27	-13.00	-29.27	310	150
5547.0940	-54.03	12.59	-41.44	-13.00	-28.44	250	150

CH661_DC 9 V

Mode: Active ch 661

Polarization: Horizontal

Frequency (MHz)	Reading (dBm) Peak	Factor (dB) Corr.	Result (dBm)	Limit (dBm)	Margin (dB)	Table Degree (Deg.)	Ant. High (cm)
97.7956	-89.19	23.28	-65.91	-13.00	-52.91	212	150
307.4148	-59.99	-9.66	-69.65	-13.00	-56.65	300	150
1877.7550	-49.77	3.41	-46.36	-13.00	-33.36	345	150
2160.3210	-55.08	4.21	-50.87	-13.00	-37.87	147	150
3759.5190	-58.56	11.09	-47.47	-13.00	-34.47	320	150
5643.2870	-56.40	12.27	-44.13	-13.00	-31.13	175	150

Polarization: Vertical

Frequency (MHz)	Reading (dBm) Peak	Factor (dB) Corr.	Result (dBm)	Limit (dBm)	Margin (dB)	Table Degree (Deg.)	Ant. High (cm)
97.7956	-84.43	24.31	-60.12	-13.00	-47.12	200	150
924.6493	-69.00	-1.43	-70.43	-13.00	-57.43	250	150
1967.9360	-40.06	4.76	-35.30	-13.00	-22.30	120	150
2442.8860	-49.51	6.47	-43.04	-13.00	-30.04	260	150
3759.5190	-56.44	11.78	-44.66	-13.00	-31.66	350	150
5643.2870	-54.38	12.14	-42.24	-13.00	-29.24	170	150

CH661_DC 8.1 V

Mode: Active ch 661

Polarization: Horizontal

Frequency (MHz)	Reading (dBm) Peak	Factor (dB) Corr.	Result (dBm)	Limit (dBm)	Margin (dB)	Table Degree (Deg.)	Ant. High (cm)
146.5130	-90.62	23.66	-66.96	-13.00	-53.96	100	150
224.0481	-95.95	21.22	-74.73	-13.00	-61.73	140	150
658.5170	-101.32	34.97	-66.35	-13.00	-53.35	280	150
878.1563	-95.56	35.84	-59.72	-13.00	-46.72	230	150
3765.5310	-56.16	11.12	-45.04	-13.00	-32.04	240	150
5643.2870	-56.61	12.27	-44.34	-13.00	-31.34	190	150



Report Number: W6M21212-12939-P-2224

FCC ID: GX9CTC10523G

Polarization: Vertical

Frequency (MHz)	Reading (dBm) Peak	Factor (dB) Corr.	Result (dBm)	Limit (dBm)	Margin (dB)	Table Degree (Deg.)	Ant. High (cm)
147.8758	-92.84	24.24	-68.60	-13.00	-55.60	220	150
224.0481	-92.81	22.24	-70.57	-13.00	-57.57	120	150
692.1844	-101.98	33.91	-68.07	-13.00	-55.07	88	150
879.7595	-96.31	34.66	-61.65	-13.00	-48.65	190	150
3765.5310	-52.77	11.85	-40.92	-13.00	-27.92	180	150
5643.2870	-55.38	12.14	-43.24	-13.00	-30.24	135	150

CH810_DC 9 V

Mode: Active ch 810

Polarization: Horizontal

Frequency (MHz)	Reading (dBm) Peak	Factor (dB) Corr.	Result (dBm)	Limit (dBm)	Margin (dB)	Table Degree (Deg.)	Ant. High (cm)
97.7956	-89.03	23.28	-65.75	-13.00	-52.75	144	150
307.4148	-55.14	-9.66	-64.80	-13.00	-51.80	78	150
1907.8160	-43.06	3.54	-39.52	-13.00	-26.52	200	150
2154.3090	-55.81	4.24	-51.57	-13.00	-38.57	144	150
3819.6390	-57.13	11.41	-45.72	-13.00	-32.72	60	150
5731.4630	-56.20	12.02	-44.18	-13.00	-31.18	140	150

Polarization: Vertical


Frequency (MHz)	Reading (dBm) Peak	Factor (dB) Corr.	Result (dBm)	Limit (dBm)	Margin (dB)	Table Degree (Deg.)	Ant. High (cm)
97.7956	-84.21	24.31	-59.90	-13.00	-46.90	144	150
446.8938	-65.61	-7.97	-73.58	-13.00	-60.58	87	150
1907.8160	-48.94	3.27	-45.67	-13.00	-32.67	90	150
2484.9700	-36.53	6.37	-30.16	-13.00	-17.16	180	150
3819.6390	-57.87	12.07	-45.80	-13.00	-32.80	340	150
5731.4630	-54.65	12.26	-42.39	-13.00	-29.39	160	150

CH810_DC 8.1 V

Mode: Active ch 810

Polarization: Horizontal

Frequency (MHz)	Reading (dBm) Peak	Factor (dB) Corr.	Result (dBm)	Limit (dBm)	Margin (dB)	Table Degree (Deg.)	Ant. High (cm)
154.0080	-92.49	24.18	-68.31	-13.00	-55.31	70	150
224.0481	-96.32	21.22	-75.10	-13.00	-62.10	30	150
735.4710	-99.19	33.02	-66.17	-13.00	-53.17	200	150
878.1563	-95.16	35.84	-59.32	-13.00	-46.32	210	150
3819.6390	-55.71	11.41	-44.30	-13.00	-31.30	100	150
5731.4630	-58.97	12.02	-46.95	-13.00	-33.95	30	150



Worldwide Testing Services(Taiwan) Co., Ltd.

Report Number: W6M21212-12939-P-2224
 FCC ID: GX9CTC10523G

Polarization: Vertical

Frequency (MHz)	Reading (dBm) Peak	Factor (dB) Corr.	Result (dBm)	Limit (dBm)	Margin (dB)	Table Degree (Deg.)	Ant. High (cm)
145.1503	-92.94	24.02	-68.92	-13.00	-55.92	160	150
302.6051	-103.88	28.88	-75.00	-13.00	-62.00	300	150
581.5631	-101.39	32.14	-69.25	-13.00	-56.25	160	150
879.7595	-98.10	34.66	-63.44	-13.00	-50.44	54	150
3819.6390	-51.29	12.07	-39.22	-13.00	-26.22	200	150
5731.4630	-56.22	12.26	-43.96	-13.00	-30.96	300	150

1900 Band Idle Mode_DC 9 V

Mode: Idle

Polarization: Horizontal


Frequency (MHz)	Reading (dBuV)	Detector	Factor (dB)	Result (dBuV/m)	Limit (dBuV/m)	Margin (dB)	Table Degree (Deg.)	Ant. High (cm)
164.1282	4.36	peak	14.87	19.23	43.50	-24.27	130	100
241.8838	10.97	peak	13.75	24.72	46.00	-21.28	155	100
669.5390	5.84	peak	23.36	29.20	46.00	-16.80	240	100
819.2183	6.08	peak	25.59	31.67	46.00	-14.33	190	100

Frequency (MHz)	Reading (dBuV) Peak Ave.		Factor (dB) Corr.	Result @3m (dBuV/m) Peak Ave.		Limit @3m (dBuV/m) Peak Ave.		Margin (dB)	Table Degree (Deg.)	Ant. High (cm)
3132.2650	43.58	---	-1.92	41.66	---	74.00	54.00	-32.34	135	100
4927.8560	42.50	---	0.87	43.37	---	74.00	54.00	-30.63	160	100

Polarization: Vertical

Frequency (MHz)	Reading (dBuV)	Detector	Factor (dB)	Result (dBuV/m)	Limit (dBuV/m)	Margin (dB)	Table Degree (Deg.)	Ant. High (cm)
152.4650	4.71	peak	15.07	19.78	43.50	-23.72	245	100
533.4670	4.30	peak	21.05	25.35	46.00	-20.65	130	100
774.5090	5.55	peak	25.02	30.57	46.00	-15.43	280	100
982.5050	6.55	peak	27.72	34.27	54.00	-19.73	110	100

Frequency (MHz)	Reading (dBuV) Peak Ave.		Factor (dB) Corr.	Result @3m (dBuV/m) Peak Ave.		Limit @3m (dBuV/m) Peak Ave.		Margin (dB)	Table Degree (Deg.)	Ant. High (cm)
3020.0400	43.52	---	-2.25	41.27	---	74.00	54.00	-32.73	275	100
4464.9300	43.60	---	0.03	43.63	---	74.00	54.00	-30.37	160	100



Worldwide Testing Services(Taiwan) Co., Ltd.

Report Number: W6M21212-12939-P-2224

FCC ID: GX9CTC10523G

1900 Band Idle Mode_DC 8.1 V

Mode: Idle

Polarization: Horizontal

Frequency (MHz)	Reading (dBuV)	Detector	Factor (dB)	Result (dBuV/m)	Limit (dBuV/m)	Margin (dB)	Table Degree (Deg.)	Ant. High (cm)
49.4388	2.67	peak	14.12	16.79	40.00	-23.21	105	100
148.5772	4.06	peak	15.04	19.10	43.50	-24.40	310	100
239.9398	5.07	peak	13.69	18.76	46.00	-27.24	155	100
601.5030	6.68	peak	22.62	29.30	46.00	-16.70	120	100

Frequency (MHz)	Reading (dBuV)		Factor (dB) Corr.	Result @3m (dBuV/m)		Limit @3m (dBuV/m)		Margin (dB)	Table Degree (Deg.)	Ant. High (cm)
	Peak	Ave.		Peak	Ave.	Peak	Ave.			
2543.0860	44.14	---	-3.49	40.65	---	74.00	54.00	-33.35	175	100
5026.0520	42.88	---	1.41	44.29	---	74.00	54.00	-29.71	130	100

Polarization: Vertical

Frequency (MHz)	Reading (dBuV)	Detector	Factor (dB)	Result (dBuV/m)	Limit (dBuV/m)	Margin (dB)	Table Degree (Deg.)	Ant. High (cm)
49.4388	3.32	peak	14.12	17.44	40.00	-22.56	220	100
156.3526	3.63	peak	15.05	18.68	43.50	-24.82	155	100
605.3908	5.54	peak	22.66	28.20	46.00	-17.80	130	100
854.2083	5.95	peak	25.96	31.91	46.00	-14.09	260	100


Frequency (MHz)	Reading (dBuV)		Factor (dB) Corr.	Result @3m (dBuV/m)		Limit @3m (dBuV/m)		Margin (dB)	Table Degree (Deg.)	Ant. High (cm)
	Peak	Ave.		Peak	Ave.	Peak	Ave.			
1841.6830	46.27	---	-5.65	40.62	---	74.00	54.00	-33.38	230	100
4464.9300	43.94	---	0.03	43.97	---	74.00	54.00	-30.03	145	100

WCDMA BAND II CH9262_DC 9 V

Mode: WCDMA BAND II CH9262

Polarization: Horizontal

Frequency (MHz)	Reading (dBm) Peak	Factor (dB) Corr.	Result (dBm)	Limit (dBm)	Margin (dB)	Table Degree (Deg.)	Ant. High (cm)
97.7956	-84.55	23.28	-61.27	-13.00	-48.27	225	150
352.3046	-54.48	-8.40	-62.88	-13.00	-49.88	122	150
1853.7070	-57.05	3.53	-53.52	-13.00	-40.52	266	150
3711.4230	-59.64	10.81	-48.83	-13.00	-35.83	21	150
5883.7670	-66.82	13.01	-53.81	-13.00	-40.81	180	150
7527.0540	-63.59	12.59	-51.00	-13.00	-38.00	75	150



Worldwide Testing Services(Taiwan) Co., Ltd.

Report Number: W6M21212-12939-P-2224

FCC ID: GX9CTC10523G

Polarization: Vertical

Frequency (MHz)	Reading (dBm) Peak	Factor (dB) Corr.	Result (dBm)	Limit (dBm)	Margin (dB)	Table Degree (Deg.)	Ant. High (cm)
97.7956	-84.55	24.31	-60.24	-13.00	-47.24	70	150
879.7595	-66.57	-1.02	-67.59	-13.00	-54.59	121	150
2154.3090	-59.38	5.05	-54.33	-13.00	-41.33	200	150
3519.0380	-60.68	10.39	-50.29	-13.00	-37.29	154	150
5410.8220	-66.75	13.10	-53.65	-13.00	-40.65	255	150
6941.8840	-65.42	14.04	-51.38	-13.00	-38.38	100	150

WCDMA BAND II CH9262_DC 8.1 V

Mode: WCDMA BAND II CH9262

Polarization: Horizontal

Frequency (MHz)	Reading (dBm) Peak	Factor (dB) Corr.	Result (dBm)	Limit (dBm)	Margin (dB)	Table Degree (Deg.)	Ant. High (cm)
151.2826	-91.15	23.99	-67.16	-13.00	-54.16	250	150
331.4630	-98.80	27.30	-71.50	-13.00	-58.50	33	150
749.8998	-100.52	34.17	-66.35	-13.00	-53.35	189	150
878.1563	-96.81	34.68	-62.13	-13.00	-49.13	85	150
3705.4110	-60.25	10.77	-49.48	-13.00	-36.48	120	150
5410.8220	-66.50	12.73	-53.77	-13.00	-40.77	200	150

Polarization: Vertical


Frequency (MHz)	Reading (dBm) Peak	Factor (dB) Corr.	Result (dBm)	Limit (dBm)	Margin (dB)	Table Degree (Deg.)	Ant. High (cm)
155.3707	-95.58	24.87	-70.71	-13.00	-57.71	85	150
289.7795	-100.40	28.59	-71.81	-13.00	-58.81	190	150
559.1182	-102.33	32.29	-70.04	-13.00	-57.04	203	150
879.7595	-94.09	34.66	-59.43	-13.00	-46.43	80	150
3771.5430	-61.10	11.91	-49.19	-13.00	-36.19	200	150
4817.6350	-65.99	11.97	-54.02	-13.00	-41.02	77	150

WCDMA BAND II CH9400_DC 9 V

Mode: WCDMA BAND II CH9400

Polarization: Horizontal

Frequency (MHz)	Reading (dBm) Peak	Factor (dB) Corr.	Result (dBm)	Limit (dBm)	Margin (dB)	Table Degree (Deg.)	Ant. High (cm)
101.5431	-86.24	23.31	-62.93	-13.00	-49.93	129	150
672.9460	-66.36	-0.34	-66.70	-13.00	-53.70	110	150
1967.9360	-53.23	5.33	-47.90	-13.00	-34.90	124	150
3759.5190	-61.57	11.09	-50.48	-13.00	-37.48	87	150
4761.5230	-65.28	11.17	-54.11	-13.00	-41.11	205	150
7262.5250	-63.46	13.00	-50.46	-13.00	-37.46	331	150



Worldwide Testing Services(Taiwan) Co., Ltd.

Report Number: W6M21212-12939-P-2224

FCC ID: GX9CTC10523G

Polarization: Vertical

Frequency (MHz)	Reading (dBm) Peak	Factor (dB) Corr.	Result (dBm)	Limit (dBm)	Margin (dB)	Table Degree (Deg.)	Ant. High (cm)
100.8617	-83.86	24.50	-59.36	-13.00	-46.36	213	150
879.7595	-66.39	-1.02	-67.41	-13.00	-54.41	133	150
1967.9360	-53.87	4.76	-49.11	-13.00	-36.11	85	150
3182.3650	-60.88	10.17	-50.71	-13.00	-37.71	160	150
4801.6030	-65.82	11.98	-53.84	-13.00	-40.84	254	150
6909.8200	-65.34	14.26	-51.08	-13.00	-38.08	279	150

WCDMA BAND II CH9400_DC 8.1 V

Mode: WCDMA BAND II CH9400

Polarization: Horizontal

Frequency (MHz)	Reading (dBm) Peak	Factor (dB) Corr.	Result (dBm)	Limit (dBm)	Margin (dB)	Table Degree (Deg.)	Ant. High (cm)
146.8537	-93.69	23.68	-70.01	-13.00	-57.01	88	150
337.8758	-93.67	26.95	-66.72	-13.00	-53.72	60	150
711.4228	-100.83	34.24	-66.59	-13.00	-53.59	188	150
879.7595	-98.10	34.66	-63.44	-13.00	-50.44	260	150
3927.8560	-62.93	11.85	-51.08	-13.00	-38.08	320	150
4857.7150	-65.65	11.53	-54.12	-13.00	-41.12	200	150

Polarization: Vertical

Frequency (MHz)	Reading (dBm) Peak	Factor (dB) Corr.	Result (dBm)	Limit (dBm)	Margin (dB)	Table Degree (Deg.)	Ant. High (cm)
148.2164	-91.32	24.27	-67.05	-13.00	-54.05	100	150
326.6533	-101.41	27.55	-73.86	-13.00	-60.86	100	150
725.8517	-100.52	34.21	-66.31	-13.00	-53.31	290	150
879.7595	-96.66	34.66	-62.00	-13.00	-49.00	320	150
3837.6750	-61.28	11.49	-49.79	-13.00	-36.79	200	150
4785.5710	-65.76	11.71	-54.05	-13.00	-41.05	100	150

WCDMA BAND II CH9538_DC 9 V

Mode: WCDMA BAND II CH9538

Polarization: Horizontal

Frequency (MHz)	Reading (dBm) Peak	Factor (dB) Corr.	Result (dBm)	Limit (dBm)	Margin (dB)	Table Degree (Deg.)	Ant. High (cm)
97.7956	-84.98	23.28	-61.70	-13.00	-48.70	113	150
499.7996	-55.75	-6.84	-62.59	-13.00	-49.59	30	150
1907.8160	-52.84	3.54	-49.30	-13.00	-36.30	340	150
3819.6390	-58.91	11.41	-47.50	-13.00	-34.50	220	150
4817.6350	-66.10	11.88	-54.22	-13.00	-41.22	126	150
7366.7340	-64.11	12.89	-51.22	-13.00	-38.22	150	150



Worldwide Testing Services(Taiwan) Co., Ltd.

Report Number: W6M21212-12939-P-2224

FCC ID: GX9CTC10523G

Polarization: Vertical

Frequency (MHz)	Reading (dBm) Peak	Factor (dB) Corr.	Result (dBm)	Limit (dBm)	Margin (dB)	Table Degree (Deg.)	Ant. High (cm)
101.8838	-84.75	24.44	-60.31	-13.00	-47.31	254	150
695.3908	-70.31	-1.52	-71.83	-13.00	-58.83	109	150
1967.9360	-49.67	4.76	-44.91	-13.00	-31.91	356	150
3813.6270	-60.98	12.11	-48.87	-13.00	-35.87	128	150
4921.8440	-65.31	11.58	-53.73	-13.00	-40.73	89	150
6909.8200	-65.67	14.26	-51.41	-13.00	-38.41	146	150

WCDMA BAND II CH9538_DC 8.1 V

Mode: WCDMA BAND II CH9538

Polarization: Horizontal

Frequency (MHz)	Reading (dBm) Peak	Factor (dB) Corr.	Result (dBm)	Limit (dBm)	Margin (dB)	Table Degree (Deg.)	Ant. High (cm)
144.1283	-93.18	23.49	-69.69	-13.00	-56.69	200	150
398.7976	-100.56	28.45	-72.11	-13.00	-59.11	300	150
693.7876	-101.50	34.61	-66.89	-13.00	-53.89	130	150
878.1563	-97.27	35.84	-61.43	-13.00	-48.43	254	150
3819.6390	-59.88	11.41	-48.47	-13.00	-35.47	120	150
4809.6190	-65.75	11.95	-53.80	-13.00	-40.80	220	150

Polarization: Vertical


Frequency (MHz)	Reading (dBm) Peak	Factor (dB) Corr.	Result (dBm)	Limit (dBm)	Margin (dB)	Table Degree (Deg.)	Ant. High (cm)
153.6673	-95.39	24.72	-70.67	-13.00	-57.67	145	150
289.7795	-94.95	28.59	-66.36	-13.00	-53.36	160	150
737.0741	-101.15	34.19	-66.96	-13.00	-53.96	210	150
879.7595	-98.35	34.66	-63.69	-13.00	-50.69	87	150
3957.9160	-61.66	11.94	-49.72	-13.00	-36.72	230	150
4857.7150	-65.63	11.53	-54.10	-13.00	-41.10	200	150

WCDMA BAND II IDLE_DC 9 V

Mode: WCDMA BAND II IDLE

Polarization: Horizontal

Frequency (MHz)	Reading (dBuV)	Detector	Factor (dB)	Result (dBuV/m)	Limit (dBuV/m)	Margin (dB)	Table Degree (Deg.)	Ant. High (cm)
166.0721	4.66	peak	14.79	19.45	43.50	-24.05	215	100
239.9398	5.65	peak	13.69	19.34	46.00	-26.66	130	100
572.3446	5.62	peak	21.67	27.29	46.00	-18.71	270	100
758.9578	5.06	peak	24.80	29.86	46.00	-16.14	350	100



Worldwide Testing Services(Taiwan) Co., Ltd.

Report Number: W6M21212-12939-P-2224

FCC ID: GX9CTC10523G

Frequency (MHz)	Reading (dBuV)		Factor (dB) Corr.	Result @3m (dBuV/m)		Limit @3m (dBuV/m)		Margin (dB)	Table Degree (Deg.)	Ant. High (cm)
	Peak	Ave.		Peak	Ave.	Peak	Ave.			
3132.2650	43.87	---	-1.92	41.95	---	74.00	54.00	-32.05	150	100
6330.6610	41.86	---	4.08	45.94	---	74.00	54.00	-28.06	315	100

Polarization: Vertical

Frequency (MHz)	Reading (dBuV)	Detector	Factor (dB)	Result (dBuV/m)	Limit (dBuV/m)	Margin (dB)	Table Degree (Deg.)	Ant. High (cm)
142.7453	4.13	peak	14.88	19.01	43.50	-24.49	175	100
405.1702	4.71	peak	18.37	23.08	46.00	-22.92	260	100
515.9720	5.47	peak	20.53	26.00	46.00	-20.00	340	100
609.2785	5.53	peak	22.70	28.23	46.00	-17.77	110	100

Frequency (MHz)	Reading (dBuV)		Factor (dB) Corr.	Result @3m (dBuV/m)		Limit @3m (dBuV/m)		Margin (dB)	Table Degree (Deg.)	Ant. High (cm)
	Peak	Ave.		Peak	Ave.	Peak	Ave.			
4478.9580	43.78	---	0.10	43.88	---	74.00	54.00	-30.12	140	100
7004.0080	42.00	---	4.41	46.41	---	74.00	54.00	-27.59	255	100

WCDMA BAND II IDLE_ DC 8.1 V

Mode: WCDMA BAND II IDLE


Polarization: Horizontal

Frequency (MHz)	Reading (dBuV)	Detector	Factor (dB)	Result (dBuV/m)	Limit (dBuV/m)	Margin (dB)	Table Degree (Deg.)	Ant. High (cm)
164.1282	4.99	peak	14.87	19.86	43.50	-23.64	240	100
239.9398	6.82	peak	13.69	20.51	46.00	-25.49	130	100
463.4870	4.41	peak	19.78	24.19	46.00	-21.81	260	100
653.9880	5.40	peak	23.15	28.55	46.00	-17.45	110	100

Frequency (MHz)	Reading (dBuV)		Factor (dB) Corr.	Result @3m (dBuV/m)		Limit @3m (dBuV/m)		Margin (dB)	Table Degree (Deg.)	Ant. High (cm)
	Peak	Ave.		Peak	Ave.	Peak	Ave.			
2332.6650	45.13	---	-4.08	41.05	---	74.00	54.00	-32.95	140	100
6120.2400	41.77	---	3.60	45.37	---	74.00	54.00	-28.63	190	100

Polarization: Vertical

Frequency (MHz)	Reading (dBuV)	Detector	Factor (dB)	Result (dBuV/m)	Limit (dBuV/m)	Margin (dB)	Table Degree (Deg.)	Ant. High (cm)
150.5210	3.97	peak	15.07	19.04	43.50	-24.46	275	100
321.5831	4.43	peak	16.15	20.58	46.00	-25.42	120	100
545.1303	5.26	peak	21.32	26.58	46.00	-19.42	160	100
826.9940	6.31	peak	25.67	31.98	46.00	-14.02	320	100



Worldwide Testing Services(Taiwan) Co., Ltd.

Report Number: W6M21212-12939-P-2224

FCC ID: GX9CTC10523G

Frequency (MHz)	Reading (dBuV)		Factor (dB) Corr.	Result @3m (dBuV/m)		Limit @3m (dBuV/m)		Margin (dB)	Table Degree (Deg.)	Ant. High (cm)
	Peak	Ave.		Peak	Ave.	Peak	Ave.			
2823.6470	44.30	---	-2.93	41.37	---	74.00	54.00	-32.63	260	100
4605.2100	43.64	---	0.09	43.73	---	74.00	54.00	-30.27	135	100

WCDMA BAND V CH4132_DC 9 V

Mode: WCDMA BAND V CH4132

Polarization: Horizontal

Frequency (MHz)	Reading (dBm) Peak	Factor (dB) Corr.	Result (dBm)	Limit (dBm)	Margin (dB)	Table Degree (Deg.)	Ant. High (cm)
97.7956	-87.81	23.28	-64.53	-13.00	-51.53	80	150
658.5170	-87.93	34.97	-52.96	-13.00	-39.96	333	150
1649.2990	-47.20	3.00	-44.20	-13.00	-31.20	26	150
2472.9460	-52.89	6.42	-46.47	-13.00	-33.47	144	150
3302.6050	-55.86	9.65	-46.21	-13.00	-33.21	200	150
4961.9240	-62.67	10.00	-52.67	-13.00	-39.67	99	150

Polarization: Vertical


Frequency (MHz)	Reading (dBm) Peak	Factor (dB) Corr.	Result (dBm)	Limit (dBm)	Margin (dB)	Table Degree (Deg.)	Ant. High (cm)
136.2926	-92.36	23.55	-68.81	-13.00	-55.81	321	150
953.5070	-98.10	34.43	-63.67	-13.00	-50.67	300	150
1649.2990	-49.02	3.00	-46.02	-13.00	-33.02	124	150
2478.9580	-57.51	6.47	-51.04	-13.00	-38.04	15	150
3302.6050	-54.76	9.65	-45.11	-13.00	-32.11	90	150
4793.5870	-66.06	11.90	-54.16	-13.00	-41.16	198	150

WCDMA BAND V CH4132_DC 8.1 V

Mode: WCDMA BAND V CH4132

Polarization: Horizontal

Frequency (MHz)	Reading (dBm) Peak	Factor (dB) Corr.	Result (dBm)	Limit (dBm)	Margin (dB)	Table Degree (Deg.)	Ant. High (cm)
97.7956	-91.10	23.28	-67.82	-13.00	-54.82	270	150
217.6353	-89.86	20.48	-69.38	-13.00	-56.38	31	150
397.1943	-100.16	28.34	-71.82	-13.00	-58.82	189	150
927.8556	-100.09	35.74	-64.35	-13.00	-51.35	260	150
2478.9580	-58.09	6.47	-51.62	-13.00	-38.62	170	150
3302.6050	-58.27	9.65	-48.62	-13.00	-35.62	190	150



Worldwide Testing Services(Taiwan) Co., Ltd.

Report Number: W6M21212-12939-P-2224

FCC ID: GX9CTC10523G

Polarization: Vertical

Frequency (MHz)	Reading (dBm) Peak	Factor (dB) Corr.	Result (dBm)	Limit (dBm)	Margin (dB)	Table Degree (Deg.)	Ant. High (cm)
136.9740	-90.97	23.56	-67.41	-13.00	-54.41	160	150
256.1122	-91.83	25.79	-66.04	-13.00	-53.04	156	150
299.3987	-90.89	29.00	-61.89	-13.00	-48.89	69	150
955.1102	-99.35	34.48	-64.87	-13.00	-51.87	218	150
2478.9580	-55.72	6.38	-49.34	-13.00	-36.34	124	150
3302.6050	-57.54	8.47	-49.07	-13.00	-36.07	97	150

WCDMA BAND V CH4183_DC 9 V

Mode: WCDMA BAND V CH4183

Polarization: Horizontal

Frequency (MHz)	Reading (dBm) Peak	Factor (dB) Corr.	Result (dBm)	Limit (dBm)	Margin (dB)	Table Degree (Deg.)	Ant. High (cm)
133.2265	-91.54	22.91	-68.63	-13.00	-55.63	237	150
353.9078	-98.54	27.88	-70.66	-13.00	-57.66	66	150
1673.3470	-44.00	3.08	-40.92	-13.00	-27.92	198	150
2515.0300	-52.46	6.83	-45.63	-13.00	-32.63	223	150
3350.7010	-52.43	9.75	-42.68	-13.00	-29.68	300	150
5026.0520	-59.59	9.72	-49.87	-13.00	-36.87	213	150

Polarization: Vertical


Frequency (MHz)	Reading (dBm) Peak	Factor (dB) Corr.	Result (dBm)	Limit (dBm)	Margin (dB)	Table Degree (Deg.)	Ant. High (cm)
100.8615	-87.65	24.50	-63.15	-13.00	-50.15	140	150
434.0681	-90.27	27.75	-62.52	-13.00	-49.52	112	150
1667.3350	-49.76	3.06	-46.70	-13.00	-33.70	21	150
2515.0300	-54.74	6.83	-47.91	-13.00	-34.91	156	150
3350.7010	-55.82	9.75	-46.07	-13.00	-33.07	311	150
4785.5710	-66.01	11.71	-54.30	-13.00	-41.30	112	150

WCDMA BAND V CH4183_DC 8.1 V

Mode: WCDMA BAND V CH4183

Polarization: Horizontal

Frequency (MHz)	Reading (dBm) Peak	Factor (dB) Corr.	Result (dBm)	Limit (dBm)	Margin (dB)	Table Degree (Deg.)	Ant. High (cm)
97.7956	-91.00	23.28	-67.72	-13.00	-54.72	250	150
321.8437	-98.86	26.66	-72.20	-13.00	-59.20	62	150
687.3747	-99.69	34.68	-65.01	-13.00	-52.01	260	150
846.0922	-99.52	34.82	-64.70	-13.00	-51.70	174	150
2515.0300	-57.21	6.83	-50.38	-13.00	-37.38	214	150
3350.7010	-51.92	9.75	-42.17	-13.00	-29.17	121	150



Worldwide Testing Services(Taiwan) Co., Ltd.

Report Number: W6M21212-12939-P-2224

FCC ID: GX9CTC10523G

Polarization: Vertical

Frequency (MHz)	Reading (dBm) Peak	Factor (dB) Corr.	Result (dBm)	Limit (dBm)	Margin (dB)	Table Degree (Deg.)	Ant. High (cm)
159.7996	-99.73	25.23	-74.50	-13.00	-61.50	145	150
410.0200	-96.94	26.91	-70.03	-13.00	-57.03	118	150
727.4550	-99.87	34.21	-65.66	-13.00	-52.66	245	150
881.3627	-96.37	34.65	-61.72	-13.00	-48.72	329	150
2515.0300	-55.01	6.64	-48.37	-13.00	-35.37	60	150
3350.7010	-56.60	9.16	-47.44	-13.00	-34.44	187	150

WCDMA BAND V CH4233_DC 9 V

Mode: WCDMA BAND V CH4233

Polarization: Horizontal

Frequency (MHz)	Reading (dBm) Peak	Factor (dB) Corr.	Result (dBm)	Limit (dBm)	Margin (dB)	Table Degree (Deg.)	Ant. High (cm)
176.4930	-96.84	24.95	-71.89	-13.00	-58.89	324	150
358.7173	-96.01	27.88	-68.13	-13.00	-55.13	175	150
1691.3830	-48.69	3.14	-45.55	-13.00	-32.55	222	150
2539.0780	-55.49	7.16	-48.33	-13.00	-35.33	100	150
3392.7860	-52.78	9.83	-42.95	-13.00	-29.95	235	150
5082.1640	-63.37	10.63	-52.74	-13.00	-39.74	166	150

Polarization: Vertical


Frequency (MHz)	Reading (dBm) Peak	Factor (dB) Corr.	Result (dBm)	Limit (dBm)	Margin (dB)	Table Degree (Deg.)	Ant. High (cm)
97.7956	-87.14	24.31	-62.83	-13.00	-49.83	111	150
381.1623	-100.63	25.10	-75.53	-13.00	-62.53	331	150
1691.3830	-50.27	3.14	-47.13	-13.00	-34.13	256	150
2539.0780	-55.75	7.16	-48.59	-13.00	-35.59	123	150
3392.7860	-57.24	9.83	-47.41	-13.00	-34.41	131	150
4785.5710	-65.60	11.71	-53.89	-13.00	-40.89	211	150

WCDMA BAND V CH4233_DC 8.1 V

Mode: WCDMA BAND V CH4233

Polarization: Horizontal

Frequency (MHz)	Reading (dBm) Peak	Factor (dB) Corr.	Result (dBm)	Limit (dBm)	Margin (dB)	Table Degree (Deg.)	Ant. High (cm)
97.7956	-96.89	23.28	-73.61	-13.00	-60.61	60	150
397.1944	-100.95	28.34	-72.61	-13.00	-59.61	200	150
696.9940	-101.42	34.58	-66.84	-13.00	-53.84	180	150
894.1884	-98.31	36.33	-61.98	-13.00	-48.98	240	150
2539.0780	-58.03	7.16	-50.87	-13.00	-37.87	21	150
3392.7860	-55.48	9.83	-45.65	-13.00	-32.65	116	150



Worldwide Testing Services(Taiwan) Co., Ltd.

Report Number: W6M21212-12939-P-2224

FCC ID: GX9CTC10523G

Polarization: Vertical

Frequency (MHz)	Reading (dBm) Peak	Factor (dB) Corr.	Result (dBm)	Limit (dBm)	Margin (dB)	Table Degree (Deg.)	Ant. High (cm)
138.6774	-93.47	23.57	-69.90	-13.00	-56.90	110	150
297.7956	-103.68	28.93	-74.75	-13.00	-61.75	150	150
461.3226	-99.76	29.38	-70.38	-13.00	-57.38	80	150
892.5852	-97.62	34.55	-63.07	-13.00	-50.07	290	150
2539.0780	-54.72	7.12	-47.60	-13.00	-34.60	160	150
3386.7730	-58.67	9.68	-48.99	-13.00	-35.99	30	150

WCDMA BAND V IDLE_ DC 9 V

Mode: WCDMA BAND V IDLE

Polarization: Horizontal

Frequency (MHz)	Reading (dBuV)	Detector	Factor (dB)	Result (dBuV/m)	Limit (dBuV/m)	Margin (dB)	Table Degree (Deg.)	Ant. High (cm)
146.6332	4.67	peak	14.99	19.66	43.50	-23.84	260	100
239.9398	6.94	peak	13.69	20.63	46.00	-25.37	220	100
603.4470	5.46	peak	22.64	28.10	46.00	-17.90	130	100
801.7233	5.87	peak	25.40	31.27	46.00	-14.73	155	100

Frequency (MHz)	Reading (dBuV)		Factor (dB) Corr.	Result @3m (dBuV/m)		Limit @3m (dBuV/m)		Margin (dB)	Table Degree (Deg.)	Ant. High (cm)
	Peak	Ave.		Peak	Ave.	Peak	Ave.			
2472.9460	45.21	---	-3.76	41.45	---	74.00	54.00	-32.55	230	100
6456.9140	42.43	---	4.22	46.65	---	74.00	54.00	-27.35	160	100

Polarization: Vertical

Frequency (MHz)	Reading (dBuV)	Detector	Factor (dB)	Result (dBuV/m)	Limit (dBuV/m)	Margin (dB)	Table Degree (Deg.)	Ant. High (cm)
154.4088	4.32	peak	15.06	19.38	43.50	-24.12	110	100
461.5430	4.40	peak	19.76	24.16	46.00	-21.84	250	100
591.7834	5.71	peak	22.27	27.98	46.00	-18.02	230	100
782.2844	5.53	peak	25.13	30.66	46.00	-15.34	160	100

Frequency (MHz)	Reading (dBuV)		Factor (dB) Corr.	Result @3m (dBuV/m)		Limit @3m (dBuV/m)		Margin (dB)	Table Degree (Deg.)	Ant. High (cm)
	Peak	Ave.		Peak	Ave.	Peak	Ave.			
4478.9580	43.45	---	0.10	43.55	---	74.00	54.00	-30.45	310	100
6653.3060	42.01	---	4.72	46.73	---	74.00	54.00	-27.27	260	100



Worldwide Testing Services(Taiwan) Co., Ltd.

Report Number: W6M21212-12939-P-2224

FCC ID: GX9CTC10523G

WCDMA BAND V IDLE_ DC 8.1 V

Mode: WCDMA BAND V IDLE

Polarization: Horizontal

Frequency (MHz)	Reading (dBuV)	Detector	Factor (dB)	Result (dBuV/m)	Limit (dBuV/m)	Margin (dB)	Table Degree (Deg.)	Ant. High (cm)
166.0721	4.63	peak	14.79	19.42	43.50	-24.08	175	100
239.9398	5.02	peak	13.69	18.71	46.00	-27.29	130	100
445.9920	4.57	peak	19.48	24.05	46.00	-21.95	260	100
832.8256	5.69	peak	25.73	31.42	46.00	-14.58	240	100

Frequency (MHz)	Reading (dBuV)		Factor (dB) Corr.	Result @3m (dBuV/m)		Limit @3m (dBuV/m)		Margin (dB)	Table Degree (Deg.)	Ant. High (cm)
	Peak	Ave.		Peak	Ave.	Peak	Ave.			
2416.8340	44.29	---	-3.81	40.48	---	74.00	54.00	-33.52	160	100
4464.9300	44.02	---	0.03	44.05	---	74.00	54.00	-29.95	220	100

Polarization: Vertical

Frequency (MHz)	Reading (dBuV)	Detector	Factor (dB)	Result (dBuV/m)	Limit (dBuV/m)	Margin (dB)	Table Degree (Deg.)	Ant. High (cm)
154.4088	4.24	peak	15.06	19.30	43.50	-24.20	75	100
306.0321	4.34	peak	15.70	20.04	46.00	-25.96	120	100
422.6653	4.56	peak	18.91	23.47	46.00	-22.53	160	100
630.6612	5.17	peak	22.90	28.07	46.00	-17.93	230	100

Frequency (MHz)	Reading (dBuV)		Factor (dB) Corr.	Result @3m (dBuV/m)		Limit @3m (dBuV/m)		Margin (dB)	Table Degree (Deg.)	Ant. High (cm)
	Peak	Ave.		Peak	Ave.	Peak	Ave.			
2444.8900	46.76	---	-3.78	42.98	---	74.00	54.00	-31.02	350	100
4464.9300	43.66	---	0.03	43.69	---	74.00	54.00	-30.31	140	100

Note: Please refer to appendix for plot data.

7.3 Explanation of test result

Result Level = Reading Level + Corrected Factor


Corrected Factor = SG level – Received level-Cable loss + substitution antenna gain

7.4 Calculation of Limit for Field Strength of Spurious

Compliance with § 24.238(a) requires that any emission be attenuated below the transmitter power at least $43 + 10 \log P$ (P = transmitter power in Watts).

Limit for Spurious Emissions at Antenna Terminals: $L=P-A=-13\text{dBm}$

Test equipment: ETSTW-RE 004, ETSTW-RE 018, ETSTW-RE 028, ETSTW-RE 030,
ETSTW-GSM 02



Report Number: W6M21212-12939-P-2224

FCC ID: GX9CTC10523G

7.5 Test result of band edge emissions

850 band

Model: CTC-1052 Date: 2012/12/25
Mode: 850band Ch128 Temperature: 24 °C Engineer: Robert
Polarization: Horizontal Humidity: 60 %

Frequency (MHz)	Reading (dBm) Peak	Factor (dB) Corr.	Result (dBm)	Limit (dBm)	Margin (dB)
823.9834	-52.20	33.89	-18.31	-13.00	-5.31

Polarization: Vertical

Frequency (MHz)	Reading (dBm) Peak	Factor (dB) Corr.	Result (dBm)	Limit (dBm)	Margin (dB)
823.9954	-62.27	34.75	-27.52	-13.00	-14.52

Mode: 850band Ch251

Polarization: Horizontal

Frequency (MHz)	Reading (dBm) Peak	Factor (dB) Corr.	Result (dBm)	Limit (dBm)	Margin (dB)
849.0030	-52.88	34.94	-17.94	-13.00	-4.94

Polarization: Vertical

Frequency (MHz)	Reading (dBm) Peak	Factor (dB) Corr.	Result (dBm)	Limit (dBm)	Margin (dB)
849.0210	-63.76	34.91	-28.85	-13.00	-15.85

1900 band

Mode: 1900band Ch512

Polarization: Horizontal

Frequency (MHz)	Reading (dBm) Peak	Factor (dB) Corr.	Result (dBm)	Limit (dBm)	Margin (dB)
1849.9870	-57.58	43.90	-13.68	-13.00	-0.68


Polarization: Vertical

Frequency (MHz)	Reading (dBm) Peak	Factor (dB) Corr.	Result (dBm)	Limit (dBm)	Margin (dB)
1849.9830	-63.47	43.86	-19.61	-13.00	-6.61

Mode: 1900band Ch810

Polarization: Horizontal

Frequency (MHz)	Reading (dBm) Peak	Factor (dB) Corr.	Result (dBm)	Limit (dBm)	Margin (dB)
1910.0010	-58.23	44.07	-14.16	-13.00	-1.16



Worldwide Testing Services(Taiwan) Co., Ltd.

Report Number: W6M21212-12939-P-2224

FCC ID: GX9CTC10523G

Polarization: Vertical

Frequency (MHz)	Reading (dBm) Peak	Factor (dB) Corr.	Result (dBm)	Limit (dBm)	Margin (dB)
1910.0210	-66.59	43.82	-22.77	-13.00	-9.77

Band II

Mode: WCDMA BAND II CH9262

Polarization: Horizontal

Frequency (MHz)	Reading (dBm) Peak	Factor (dB) Corr.	Result (dBm)	Limit (dBm)	Margin (dB)
1849.8790	-84.72	43.90	-40.82	-13.00	-27.82

Polarization: Vertical

Frequency (MHz)	Reading (dBm) Peak	Factor (dB) Corr.	Result (dBm)	Limit (dBm)	Margin (dB)
1849.8790	-89.42	43.86	-45.56	-13.00	-32.56

Mode: WCDMA BAND II CH9538

Polarization: Horizontal

Frequency (MHz)	Reading (dBm) Peak	Factor (dB) Corr.	Result (dBm)	Limit (dBm)	Margin (dB)
1910.4340	-67.07	44.08	-22.99	-13.00	-9.99

Polarization: Vertical

Frequency (MHz)	Reading (dBm) Peak	Factor (dB) Corr.	Result (dBm)	Limit (dBm)	Margin (dB)
1910.0890	-78.35	43.82	-34.53	-13.00	-21.53

Band V

Mode: WCDMA BAND V CH4132

Polarization: Horizontal

Frequency (MHz)	Reading (dBm) Peak	Factor (dB) Corr.	Result (dBm)	Limit (dBm)	Margin (dB)
824.0000	-47.06	33.89	-13.17	-13.00	-0.17

Polarization: Vertical

Frequency (MHz)	Reading (dBm) Peak	Factor (dB) Corr.	Result (dBm)	Limit (dBm)	Margin (dB)
824.0000	-58.20	34.75	-23.45	-13.00	-10.45



Report Number: W6M21212-12939-P-2224

FCC ID: GX9CTC10523G

Mode: WCDMA BAND V CH4233

Polarization: Horizontal

Frequency (MHz)	Reading (dBm) Peak	Factor (dB) Corr.	Result (dBm)	Limit (dBm)	Margin (dB)
849.0000	-52.85	34.94	-17.91	-13.00	-4.91

Polarization: Vertical

Frequency (MHz)	Reading (dBm) Peak	Factor (dB) Corr.	Result (dBm)	Limit (dBm)	Margin (dB)
849.0000	-63.22	34.91	-28.31	-13.00	-15.31

Note: Please refer to appendix for plot data.

Test equipment: ETSTW-RE 004, ETSTW-RE 028, ETSTW-RE 030, ETSTW-GSM 02

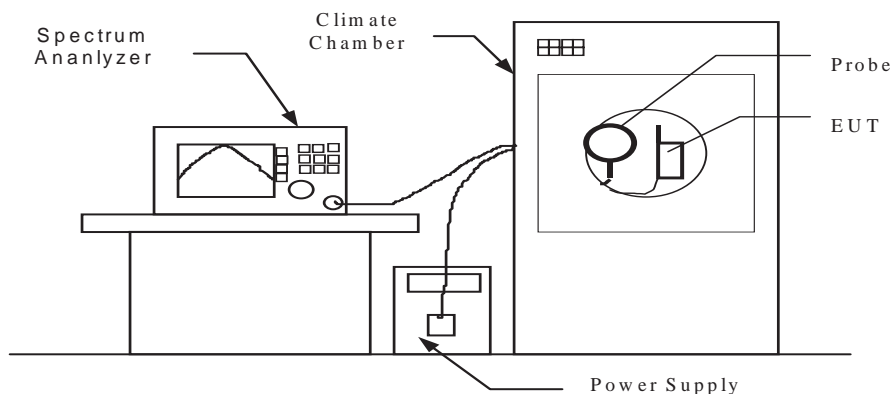
Report Number: W6M21212-12939-P-2224


FCC ID: GX9CTC10523G

8. Frequency Stability

8.1 Test procedure

- The equipment under test was supplied with rated power supply and the RF output was connected to a frequency counter via feed through attenuators. The EUT was placed inside the temperature chamber. The DC leads and RF output cable, exited the chamber through an opening made for that purpose.
After the temperature stabilized the frequency output was recorded from the counter.
- An external variable power supply was used to supply nominal voltage and 85% to 115% of nominal voltage to the EUT under room temperature. Record the frequencies measured from the counter.
- End point voltage: For hand carried, battery powered equipment, reduce primary supply voltage to the battery operating end point which shall be specified by the manufacturer. Then record the frequencies measured from the counter.





Report Number: W6M21212-12939-P-2224

FCC ID: GX9CTC10523G

8.2 Test Results

8.2.1 Frequency Stability vs. Temperature

CH128 824.2 MHz


Supplied Voltage	Temperature (°C)	Frequency Drift (kHz)	Frequency Drift (ppm)	Limit (ppm)
DC 9 V	-30	-29.000	-0.035	±2.5
	-20	-27.000	-0.033	
	-10	40.000	0.049	
	0	-30.000	-0.036	
	10	25.000	0.030	
	20	-14.000	-0.017	
	30	27.000	0.033	
	40	-40.000	-0.049	
	50	-30.000	-0.036	

CH188 836.2 MHz

Supplied Voltage	Temperature (°C)	Frequency Drift (kHz)	Frequency Drift (ppm)	Limit (ppm)
DC 9 V	-30	-15.000	-0.018	±2.5
	-20	-17.000	-0.020	
	-10	37.000	0.044	
	0	-36.000	-0.043	
	10	-16.000	-0.019	
	20	-11.000	-0.013	
	30	-16.000	-0.019	
	40	-39.000	-0.047	
	50	-28.000	-0.033	

CH251 848.8 MHz

Supplied Voltage	Temperature (°C)	Frequency Drift (kHz)	Frequency Drift (ppm)	Limit (ppm)
DC 9 V	-30	17.000	0.020	±2.5
	-20	-13.000	-0.015	
	-10	16.000	0.019	
	0	-31.000	-0.037	
	10	-21.000	-0.025	
	20	-14.000	-0.016	
	30	-15.000	-0.018	
	40	-26.000	-0.031	
	50	-21.000	-0.025	



Report Number: W6M21212-12939-P-2224
 FCC ID: GX9CTC10523G

CH512 1850.2 MHz


Supplied Voltage	Temperature (°C)	Frequency Drift (kHz)	Frequency Drift (ppm)	Limit (ppm)
DC 9 V	-30	38.000	0.021	±2.5
	-20	41.000	0.022	
	-10	49.000	0.026	
	0	46.000	0.025	
	10	43.000	0.023	
	20	39.000	0.021	
	30	77.000	0.042	
	40	26.000	0.014	
	50	76.000	0.041	

CH661 1880.0 MHz

Supplied Voltage	Temperature (°C)	Frequency Drift (kHz)	Frequency Drift (ppm)	Limit (ppm)
DC 9 V	-30	36.000	0.019	±2.5
	-20	37.000	0.020	
	-10	43.000	0.023	
	0	47.000	0.025	
	10	45.000	0.024	
	20	33.000	0.018	
	30	36.000	0.019	
	40	33.000	0.018	
	50	25.000	0.013	

CH810 1909.8 MHz

Supplied Voltage	Temperature (°C)	Frequency Drift (kHz)	Frequency Drift (ppm)	Limit (ppm)
DC 9 V	-30	-32.000	-0.017	±2.5
	-20	34.000	0.018	
	-10	-45.000	-0.024	
	0	-47.000	-0.025	
	10	42.000	0.022	
	20	48.000	0.025	
	30	20.000	0.010	
	40	26.000	0.014	
	50	31.000	0.016	



Report Number: W6M21212-12939-P-2224
 FCC ID: GX9CTC10523G

CH9262 1852.4 MHz


Supplied Voltage	Temperature (°C)	Frequency Drift (kHz)	Frequency Drift (ppm)	Limit (ppm)
DC 9 V	-30	-55.000	-0.030	±2.5
	-20	-32.000	-0.017	
	-10	-33.000	-0.018	
	0	-72.000	-0.039	
	10	64.000	0.035	
	20	-70.000	-0.038	
	30	71.000	0.038	
	40	37.000	0.020	
	50	39.000	0.021	

CH9400 1880.0 MHz

Supplied Voltage	Temperature (°C)	Frequency Drift (kHz)	Frequency Drift (ppm)	Limit (ppm)
DC 9 V	-30	-42.000	-0.022	±2.5
	-20	-31.000	-0.016	
	-10	48.000	0.026	
	0	-33.000	-0.018	
	10	-67.000	-0.036	
	20	-42.000	-0.022	
	30	56.000	0.030	
	40	-61.000	-0.032	
	50	-38.000	-0.020	

CH9538 1907.6 MHz

Supplied Voltage	Temperature (°C)	Frequency Drift (kHz)	Frequency Drift (ppm)	Limit (ppm)
DC 9 V	-30	-36.000	-0.019	±2.5
	-20	28.000	0.015	
	-10	-36.000	-0.019	
	0	-35.000	-0.018	
	10	-35.000	-0.018	
	20	49.000	0.026	
	30	46.000	0.024	
	40	-41.000	-0.021	
	50	-45.000	-0.024	



Report Number: W6M21212-12939-P-2224
 FCC ID: GX9CTC10523G

CH4132 826.4 MHz


Supplied Voltage	Temperature (°C)	Frequency Drift (kHz)	Frequency Drift (ppm)	Limit (ppm)
DC 9 V	-30	-23.000	-0.028	±2.5
	-20	-26.000	-0.031	
	-10	-27.000	-0.033	
	0	-28.000	-0.034	
	10	-26.000	-0.031	
	20	-19.000	-0.023	
	30	-20.000	-0.024	
	40	-18.000	-0.022	
	50	-14.000	-0.017	

CH4183 836.6 MHz

Supplied Voltage	Temperature (°C)	Frequency Drift (kHz)	Frequency Drift (ppm)	Limit (ppm)
DC 9 V	-30	-22.000	-0.026	±2.5
	-20	-21.000	-0.025	
	-10	-26.000	-0.031	
	0	-20.000	-0.024	
	10	-25.000	-0.030	
	20	21.000	0.025	
	30	-27.000	-0.032	
	40	-22.000	-0.026	
	50	-21.000	-0.025	

CH4233 846.6 MHz

Supplied Voltage	Temperature (°C)	Frequency Drift (kHz)	Frequency Drift (ppm)	Limit (ppm)
DC 9 V	-30	31.000	0.037	±2.5
	-20	-30.000	-0.035	
	-10	-47.000	-0.056	
	0	-28.000	-0.033	
	10	-23.000	-0.027	
	20	-18.000	-0.021	
	30	-27.000	-0.032	
	40	-21.000	-0.025	
	50	-26.000	-0.031	



Report Number: W6M21212-12939-P-2224

FCC ID: GX9CTC10523G

8.2.2 Frequency Stability vs. Voltage

CH128

Supplied Voltage	Temperature (°C)	Frequency Drift (kHz)	Frequency Drift (ppm)	Limit (ppm)
Normal Voltage DC 9 V	25	-16.000	-0.019	±2.5
End Point Voltage DC 8.1 V	25	-29.000	-0.035	±2.5

CH188

Supplied Voltage	Temperature (°C)	Frequency Drift (kHz)	Frequency Drift (ppm)	Limit (ppm)
Normal Voltage DC 9 V	25	28.000	0.033	±2.5
End Point Voltage DC 8.1 V	25	-24.000	-0.029	±2.5

CH251


Supplied Voltage	Temperature (°C)	Frequency Drift (kHz)	Frequency Drift (ppm)	Limit (ppm)
Normal Voltage DC 9 V	25	-28.000	-0.033	±2.5
End Point Voltage DC 8.1 V	25	-26.000	-0.031	±2.5

CH512

Supplied Voltage	Temperature (°C)	Frequency Drift (kHz)	Frequency Drift (ppm)	Limit (ppm)
Normal Voltage DC 9 V	25	41.000	0.022	±2.5
End Point Voltage DC 8.1 V	25	34.000	0.018	±2.5

CH661

Supplied Voltage	Temperature (°C)	Frequency Drift (kHz)	Frequency Drift (ppm)	Limit (ppm)
Normal Voltage DC 9 V	25	29.000	0.015	±2.5
End Point Voltage DC 8.1 V	25	48.000	0.026	±2.5



Report Number: W6M21212-12939-P-2224

FCC ID: GX9CTC10523G

CH810

Supplied Voltage	Temperature (°C)	Frequency Drift (kHz)	Frequency Drift (ppm)	Limit (ppm)
Normal Voltage DC 9 V	25	39.000	0.020	±2.5
End Point Voltage DC 8.1 V	25	21.000	0.011	±2.5

CH9262

Supplied Voltage	Temperature (°C)	Frequency Drift (kHz)	Frequency Drift (ppm)	Limit (ppm)
Normal Voltage DC 9 V	25	24.000	0.013	±2.5
End Point Voltage DC 8.1 V	25	-33.000	-0.018	±2.5

CH9400

Supplied Voltage	Temperature (°C)	Frequency Drift (kHz)	Frequency Drift (ppm)	Limit (ppm)
Normal Voltage DC 9 V	25	-37.000	-0.020	±2.5
End Point Voltage DC 8.1 V	25	-34.000	-0.018	±2.5

CH9538

Supplied Voltage	Temperature (°C)	Frequency Drift (kHz)	Frequency Drift (ppm)	Limit (ppm)
Normal Voltage DC 9 V	25	-60.000	-0.031	±2.5
End Point Voltage DC 8.1 V	25	-70.000	-0.037	±2.5

CH4132

Supplied Voltage	Temperature (°C)	Frequency Drift (kHz)	Frequency Drift (ppm)	Limit (ppm)
Normal Voltage DC 9 V	25	-22.000	-0.027	±2.5
End Point Voltage DC 8.1 V	25	-24.000	-0.029	±2.5



Report Number: W6M21212-12939-P-2224

FCC ID: GX9CTC10523G


CH4183

Supplied Voltage	Temperature (°C)	Frequency Drift (kHz)	Frequency Drift (ppm)	Limit (ppm)
Normal Voltage DC 9 V	25	18.000	0.022	±2.5
End Point Voltage DC 8.1 V	25	-22.000	-0.026	±2.5

CH4233

Supplied Voltage	Temperature (°C)	Frequency Drift (kHz)	Frequency Drift (ppm)	Limit (ppm)
Normal Voltage DC 9 V	25	-22.000	-0.026	±2.5
End Point Voltage DC 8.1 V	25	-22.000	-0.026	±2.5

Test equipment: ETSTW-CE009, ETSTW-RE055, ETSTW-GSM 02



Report Number: W6M21212-12939-P-2224

FCC ID: GX9CTC10523G

9 Maximum Permissible Exposure

9.1 Applicable Standard

Systems operating under the provisions of this section shall be operated in a manner that ensures that the public is not exposed to radio frequency energy levels in excess limit for maximum permissible exposure. In accordance with 47 CFR FCC Part 2 Subpart J, section 2.1091 this device has been defined as a mobile device whereby a distance of 0.2 m normally can be maintained between the user and the device.

9.2 MPE Calculation Method

(A) Limits for Occupational/Controlled Exposure

Frequency Range (MHz)	Electric Field Strength (E) (V/m)	Magnetic Field Strength (H) (A/m)	Power Density (S) (mW/cm ²)	Averaging Time E ² , H ² or S (minutes)
0.3-3.0	614	1.63	(100)*	6
3.0-30	1842/f	4.89/f	(900/f ²)*	6
30-300	61.4	0.163	1.0	6
300-1500	--	--	f/300	6
1500-100,000	--	--	5	6

(B) Limits for General Population/Uncontrolled Exposure

Frequency Range (MHz)	Electric Field Strength (E) (V/m)	Magnetic Field Strength (H) (A/m)	Power Density (S) (mW/cm ²)	Averaging Time E ² , H ² or S (minutes)
0.3-1.34	614	1.63	(100)*	30
1.34-30	824/f	2.19/f	(180/f ²)*	30
30-300	27.5	0.073	0.2	30
300-1500	--	--	f/1500	30
1500-100,000	--	--	1.0	30

f = frequency in MHz

*Plane-wave equivalent power density

$$E \text{ (V/m)} \cdot \frac{\sqrt{30 \times P \times G}}{d}$$


$$\text{Power Density: } Pd \text{ (W/m}^2\text{)} \cdot \frac{E^2}{377}$$

E = Electric field (V/m) P = output power (W) G = EUT Antenna numeric gain (numeric)

d = Separation distance between radiator and human body (m)

The formula can be changed to

$$Pd \cdot \frac{30 \times P \times G}{377 \times d^2}$$




Worldwide Testing Services(Taiwan) Co., Ltd.

Report Number: W6M21212-12939-P-2224

FCC ID: GX9CTC10523G

Frequency	Max output power (dBm) / (W)		Antenna Gain	Power Density(S) (mW/cm ²)	Limit of Power Density (S) (mW/cm ²)	Test Result
GSM 850	32.25	1.679	-1.77	0.222	1.0	Complies
PCS 1900	29.14	0.820	3.33	0.351	1.0	Complies
Band II	22.52	0.179	3.33	0.077	1.0	Complies
Band V	22.89	0.195	-1.77	0.026	1.0	Complies

From the peak EUT RF output power, the minimum mobile separation distance, $d=0.2$ m, as well as the gain of the used antenna, the RF power density can be obtained.




Report Number: W6M21212-12939-P-2224
FCC ID: GX9CTC10523G

Appendix

Measurement diagrams

1. RF Power Output
2. Filed Strength of Spurious Emission
3. Band edge emissions



Report Number: W6M21212-12939-P-2224

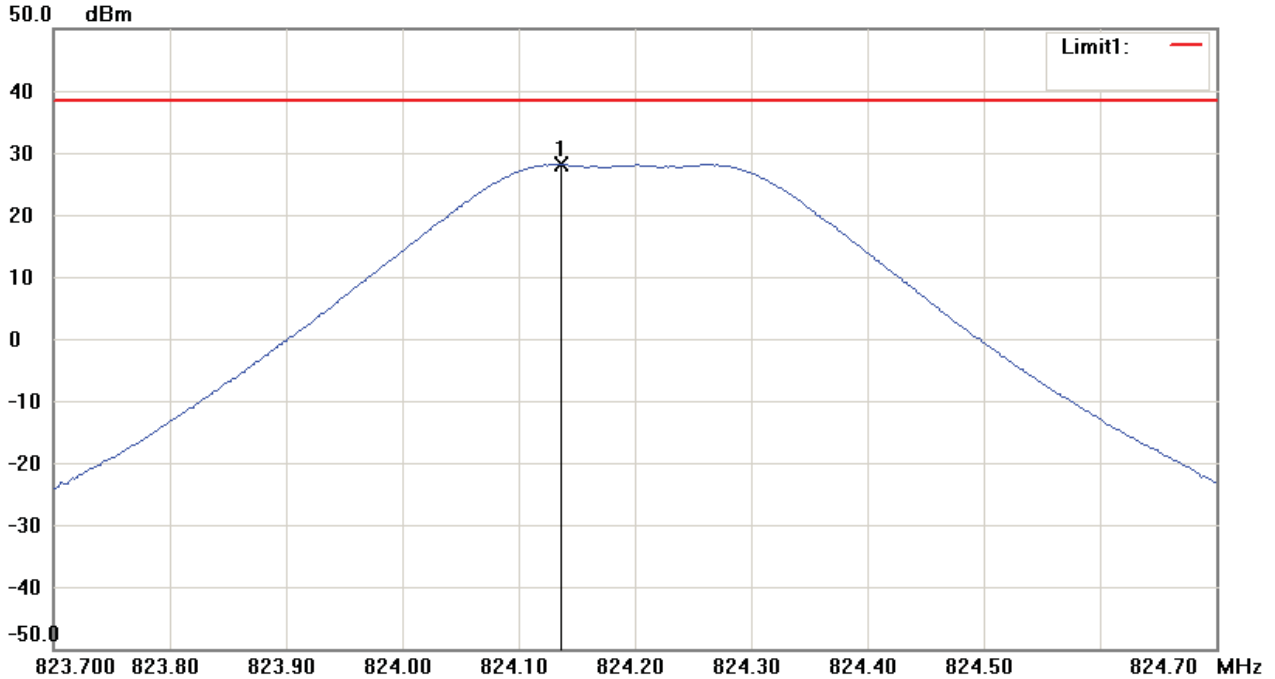
FCC ID: GX9CTC10523G

RF Power Output

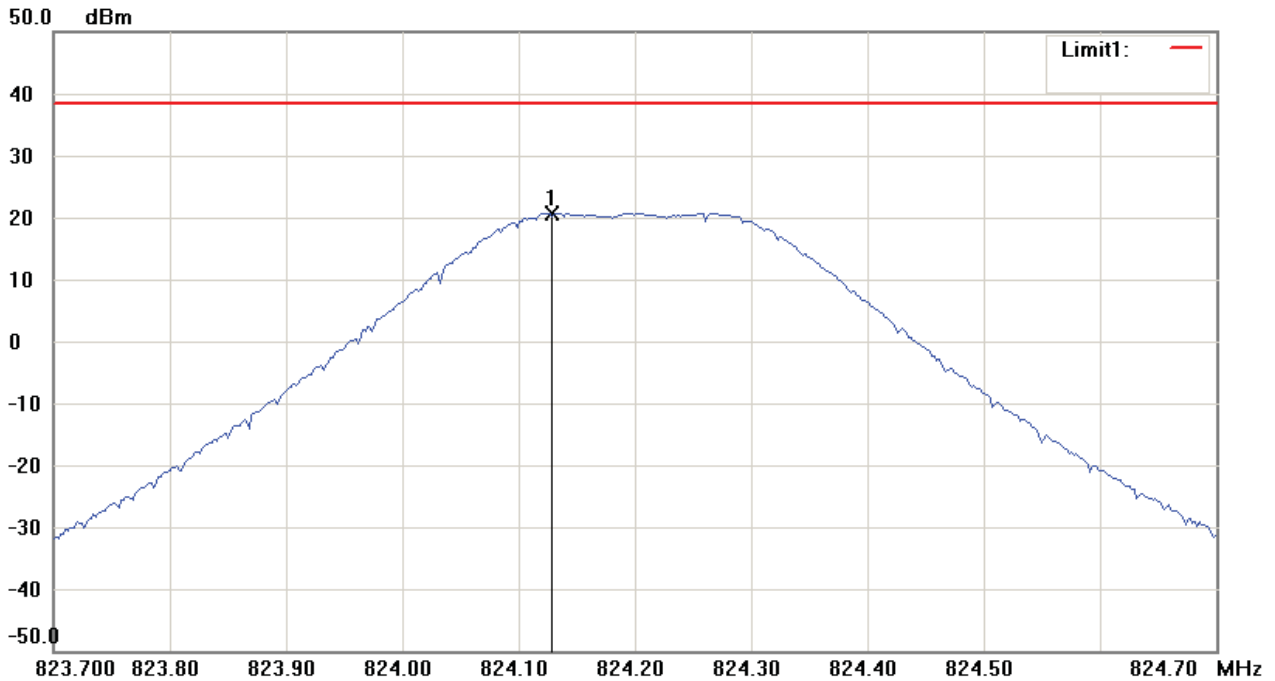
Radiated Measurement

850 band_ CH 128_9 V

Antenna Polarization H




Antenna Polarization V



Note:

1. The attached measurement plots are preliminarily pre-scanned with peak detector for determining the final checking frequencies and are for reference only.
2. The some frequencies may exceed the limit line without the specified detectors, but that cannot present the results are failed to the specification of test standard.
3. For corrected test results are listed in the relevant table of radiated test data of this test report.



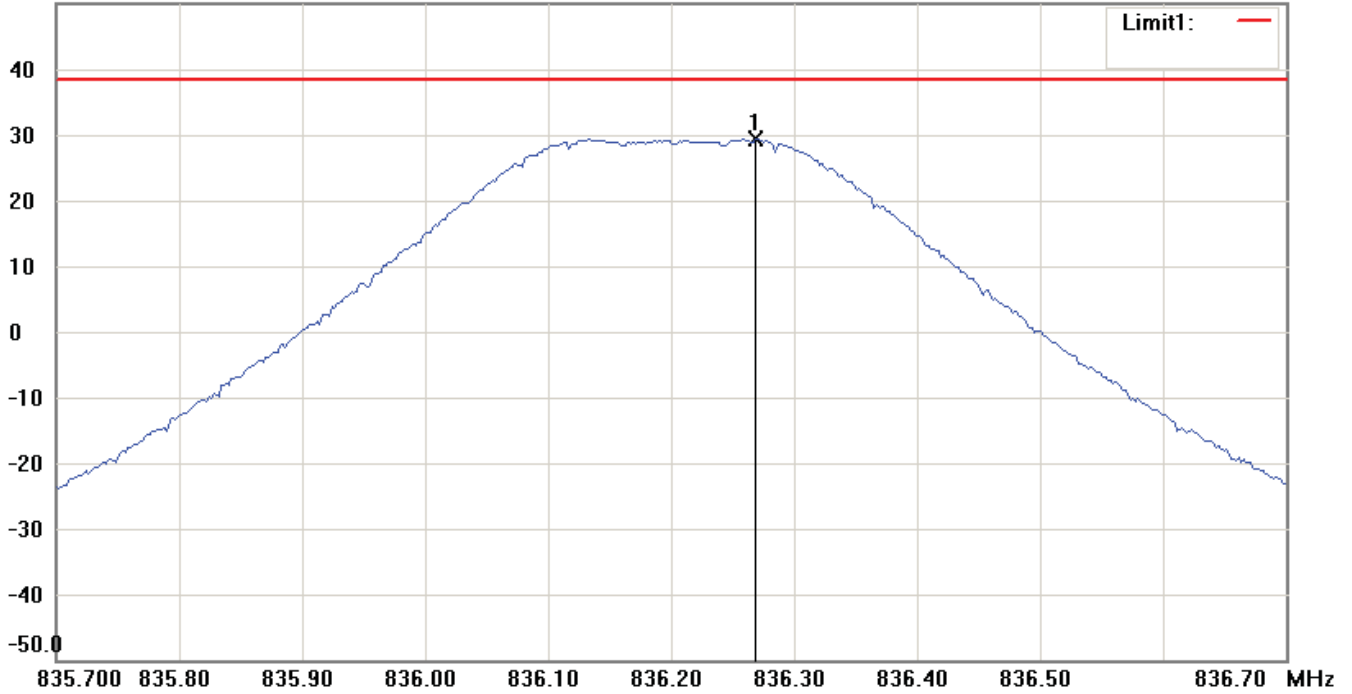
Report Number: W6M21212-12939-P-2224

FCC ID: GX9CTC10523G

850 band_ CH 188_9 V

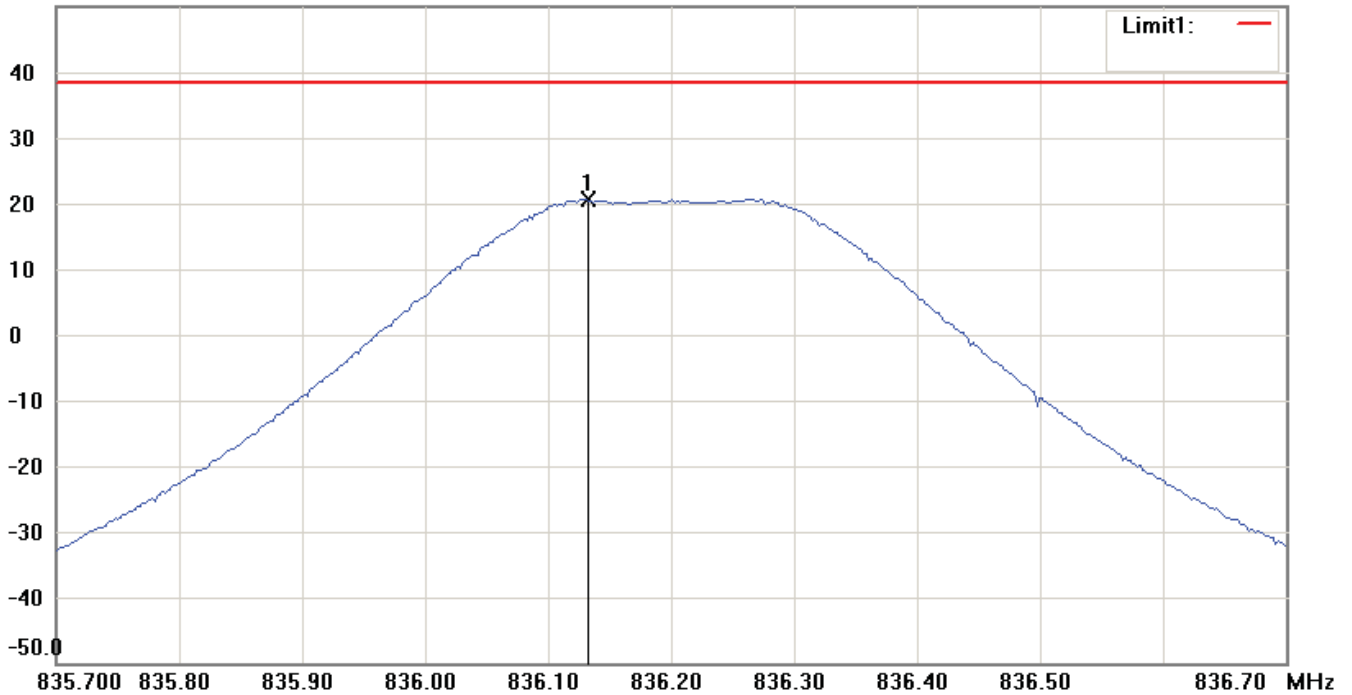
Antenna Polarization H

50.0 dBm



Antenna Polarization V

50.0 dBm



Note:

1. The attached measurement plots are preliminarily pre-scanned with peak detector for determining the final checking frequencies and are for reference only.
2. The some frequencies may exceed the limit line without the specified detectors, but that cannot present the results are failed to the specification of test standard.
3. For corrected test results are listed in the relevant table of radiated test data of this test report.



Worldwide Testing Services(Taiwan) Co., Ltd.

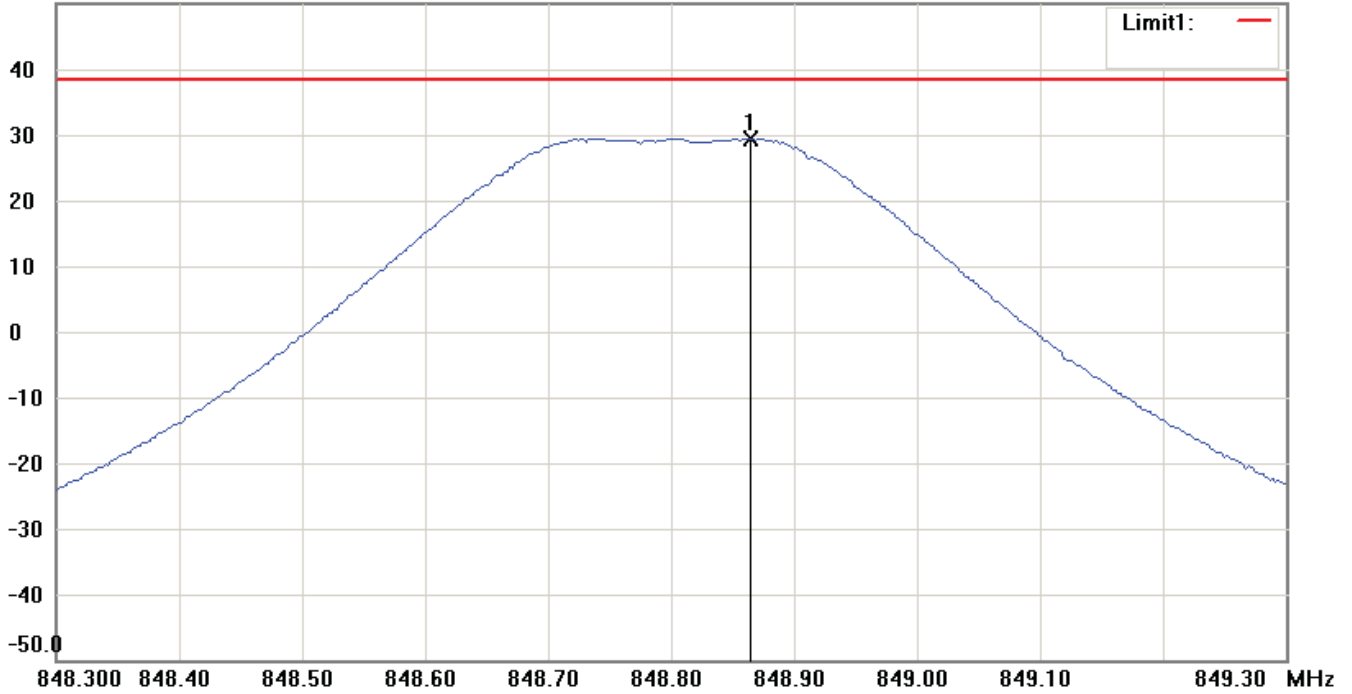
Report Number: W6M21212-12939-P-2224

FCC ID: GX9CTC10523G

850 band_ CH 251_9 V

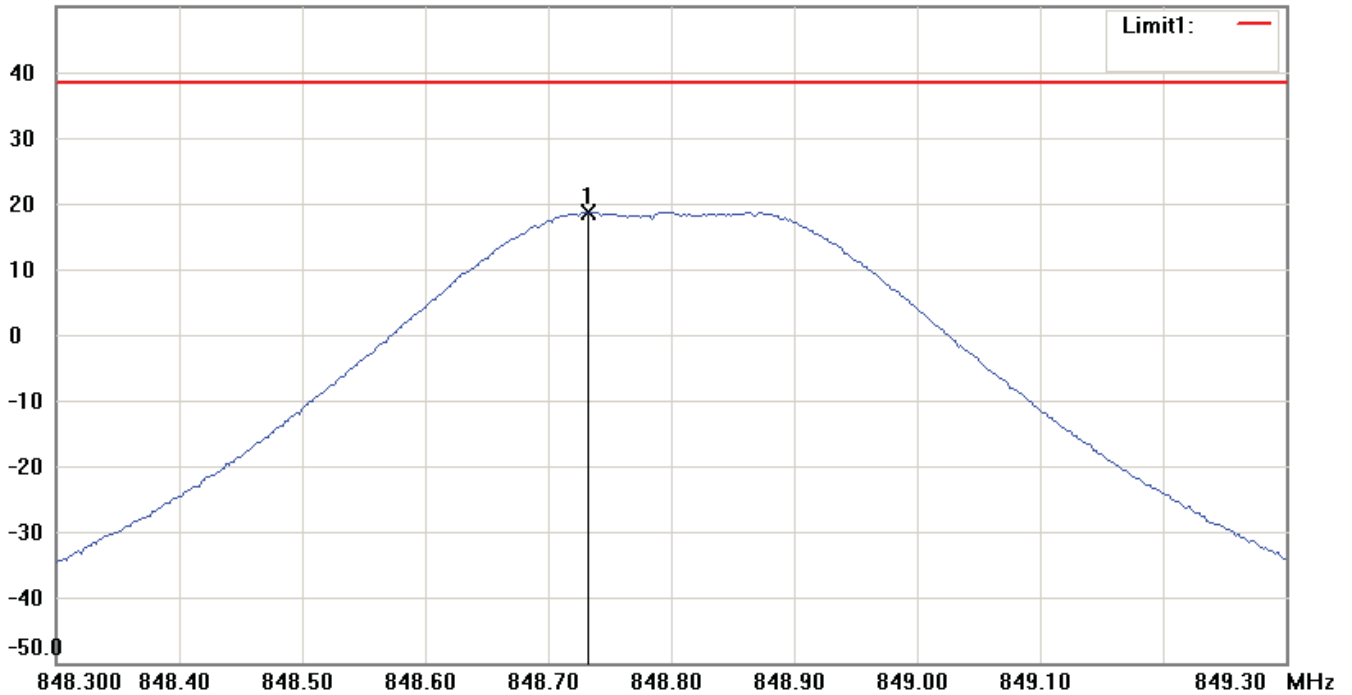
Antenna Polarization H

50.0 dBm




Antenna Polarization V

50.0 dBm



Note:

1. The attached measurement plots are preliminarily pre-scanned with peak detector for determining the final checking frequencies and are for reference only.
2. The some frequencies may exceed the limit line without the specified detectors, but that cannot present the results are failed to the specification of test standard.
3. For corrected test results are listed in the relevant table of radiated test data of this test report.



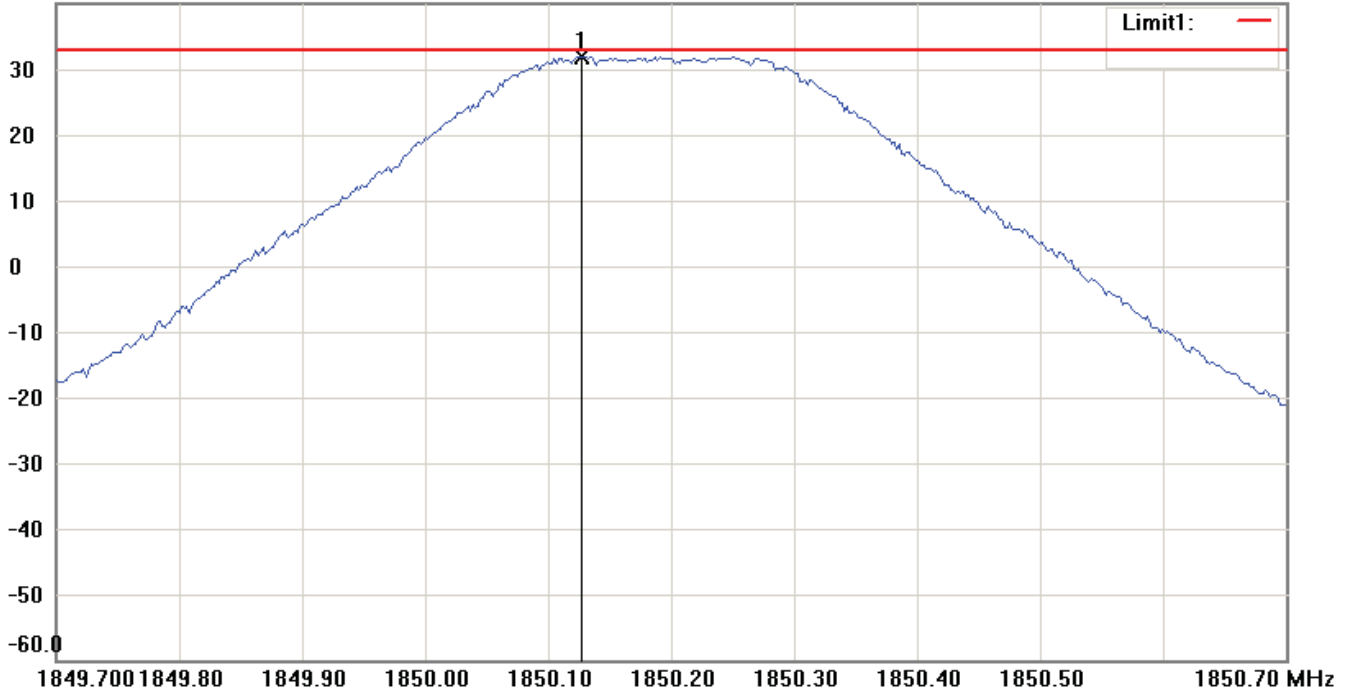
Report Number: W6M21212-12939-P-2224

FCC ID: GX9CTC10523G

1900 band_ CH 512_9 V

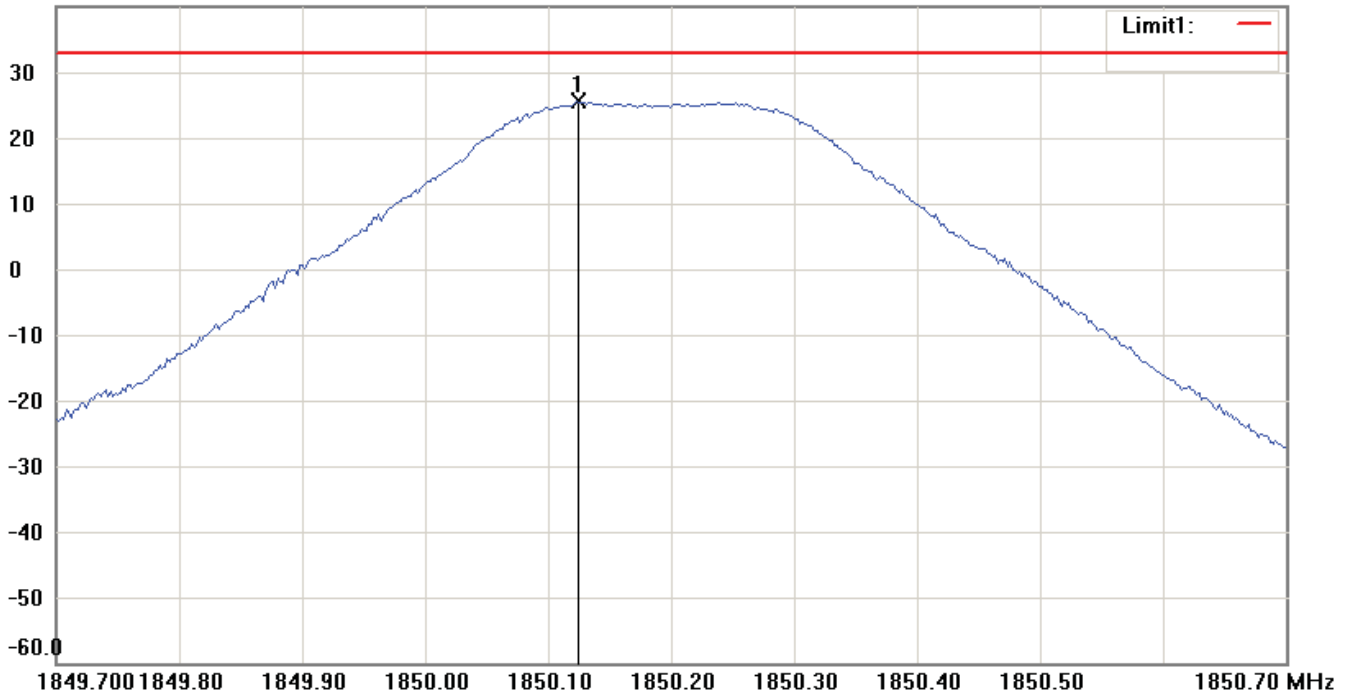
Antenna Polarization H

40.0 dBm



Antenna Polarization V

40.0 dBm



Note:

1. The attached measurement plots are preliminarily pre-scanned with peak detector for determining the final checking frequencies and are for reference only.
2. The some frequencies may exceed the limit line without the specified detectors, but that cannot present the results are failed to the specification of test standard.
3. For corrected test results are listed in the relevant table of radiated test data of this test report.



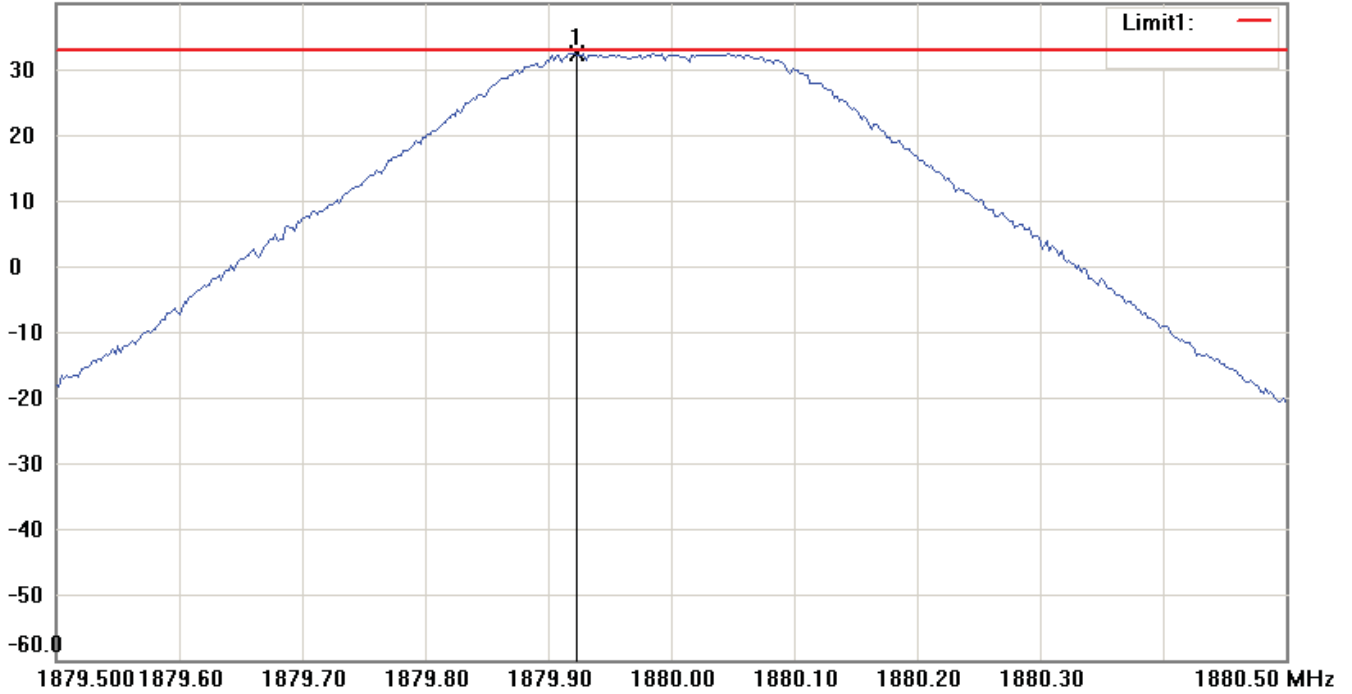
Report Number: W6M21212-12939-P-2224

FCC ID: GX9CTC10523G

1900 band_ CH 661_9 V

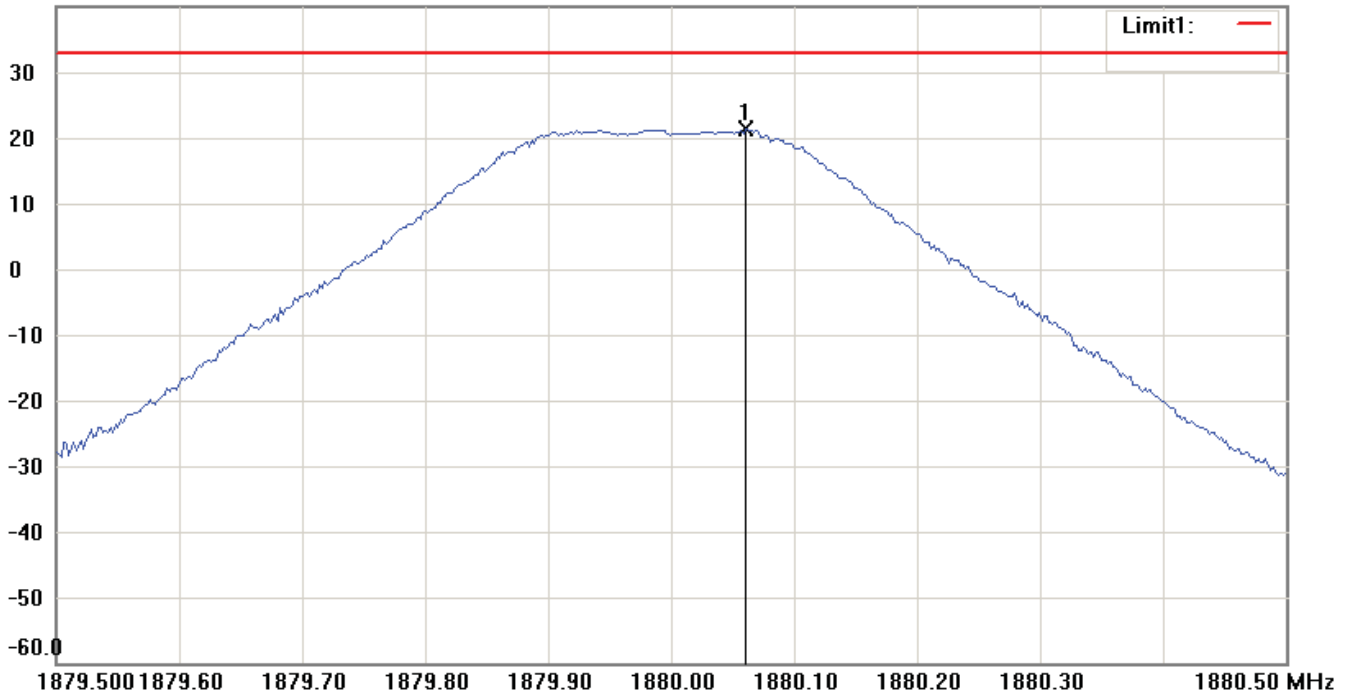
Antenna Polarization H

40.0 dBm



Antenna Polarization V

40.0 dBm



Note:

1. The attached measurement plots are preliminarily pre-scanned with peak detector for determining the final checking frequencies and are for reference only.
2. The some frequencies may exceed the limit line without the specified detectors, but that cannot present the results are failed to the specification of test standard.
3. For corrected test results are listed in the relevant table of radiated test data of this test report.



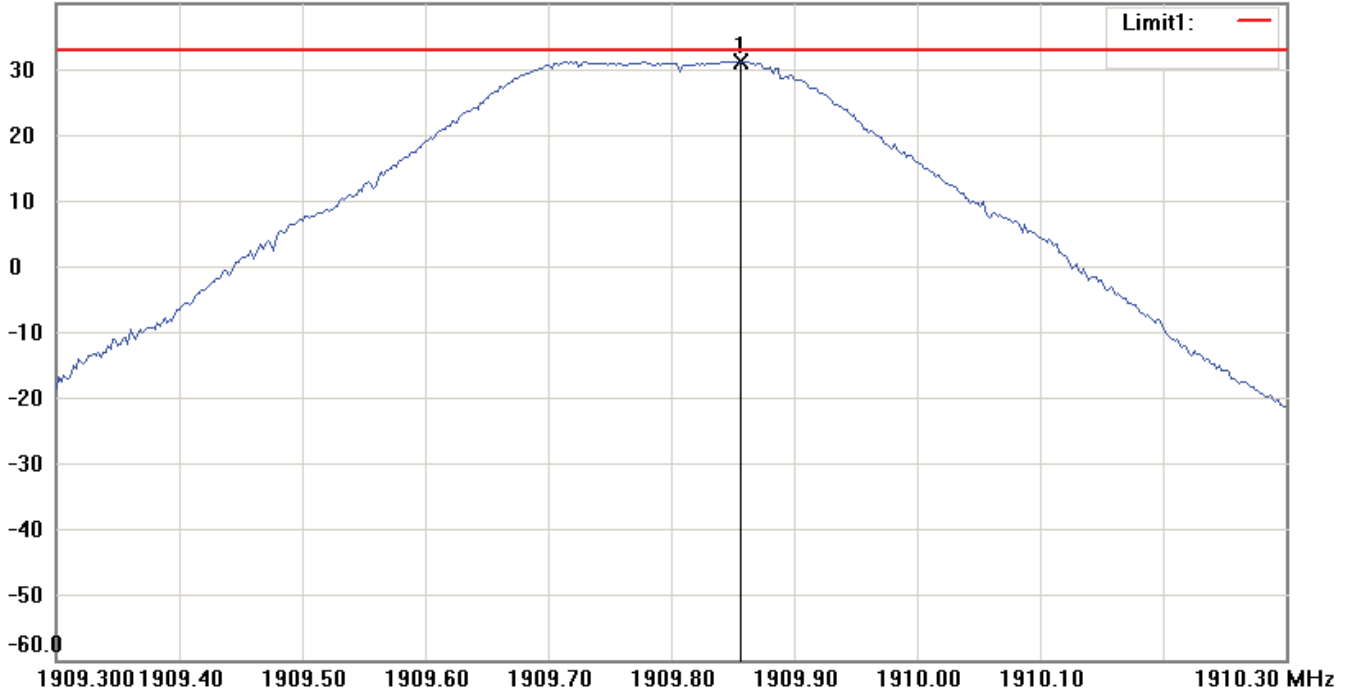
Report Number: W6M21212-12939-P-2224

FCC ID: GX9CTC10523G

1900 band_ CH 810_9 V

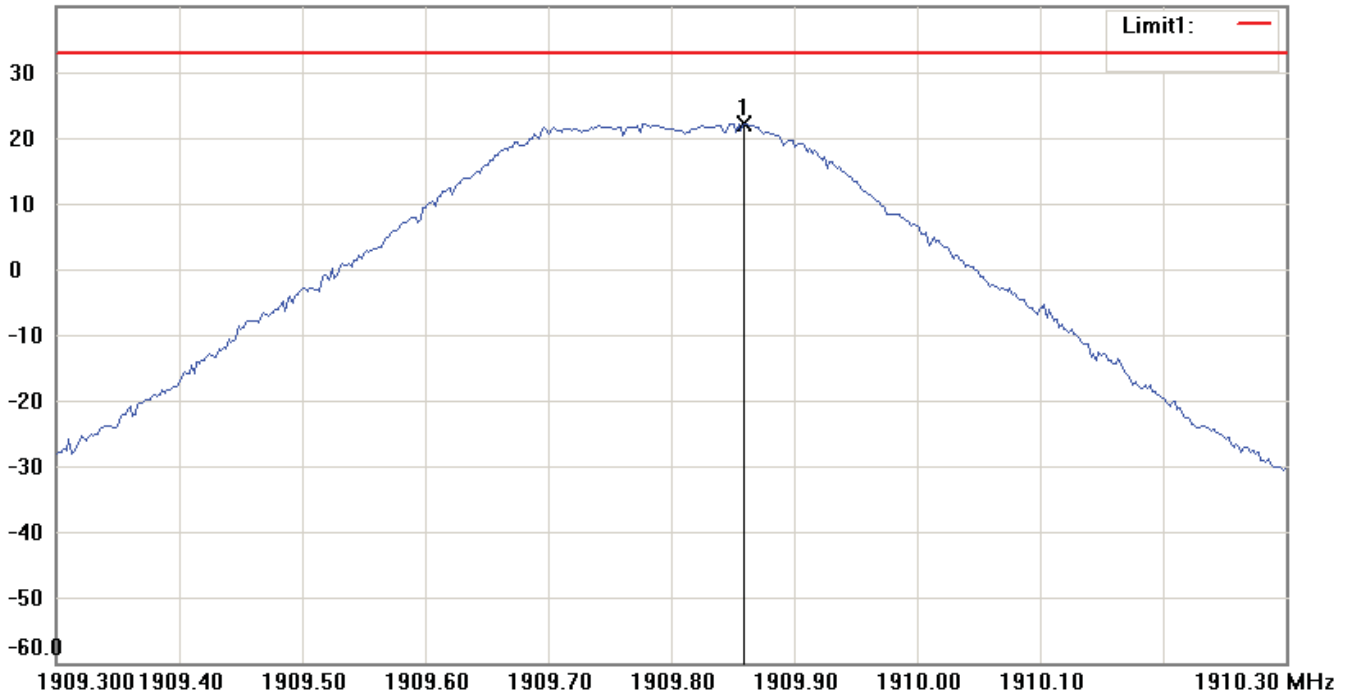
Antenna Polarization H

40.0 dBm




Antenna Polarization V

40.0 dBm



Note:

1. The attached measurement plots are preliminarily pre-scanned with peak detector for determining the final checking frequencies and are for reference only.
2. The some frequencies may exceed the limit line without the specified detectors, but that cannot present the results are failed to the specification of test standard.
3. For corrected test results are listed in the relevant table of radiated test data of this test report.



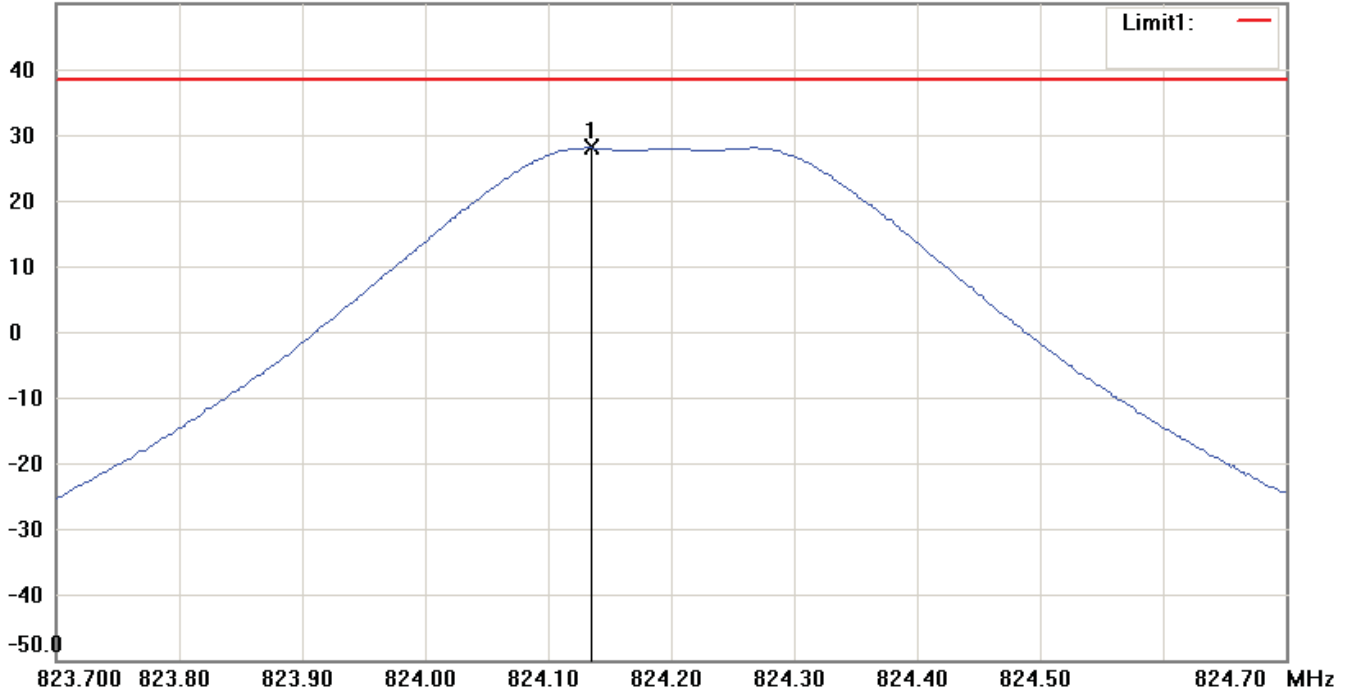
Report Number: W6M21212-12939-P-2224

FCC ID: GX9CTC10523G

850 band_ CH 128_8.1 V

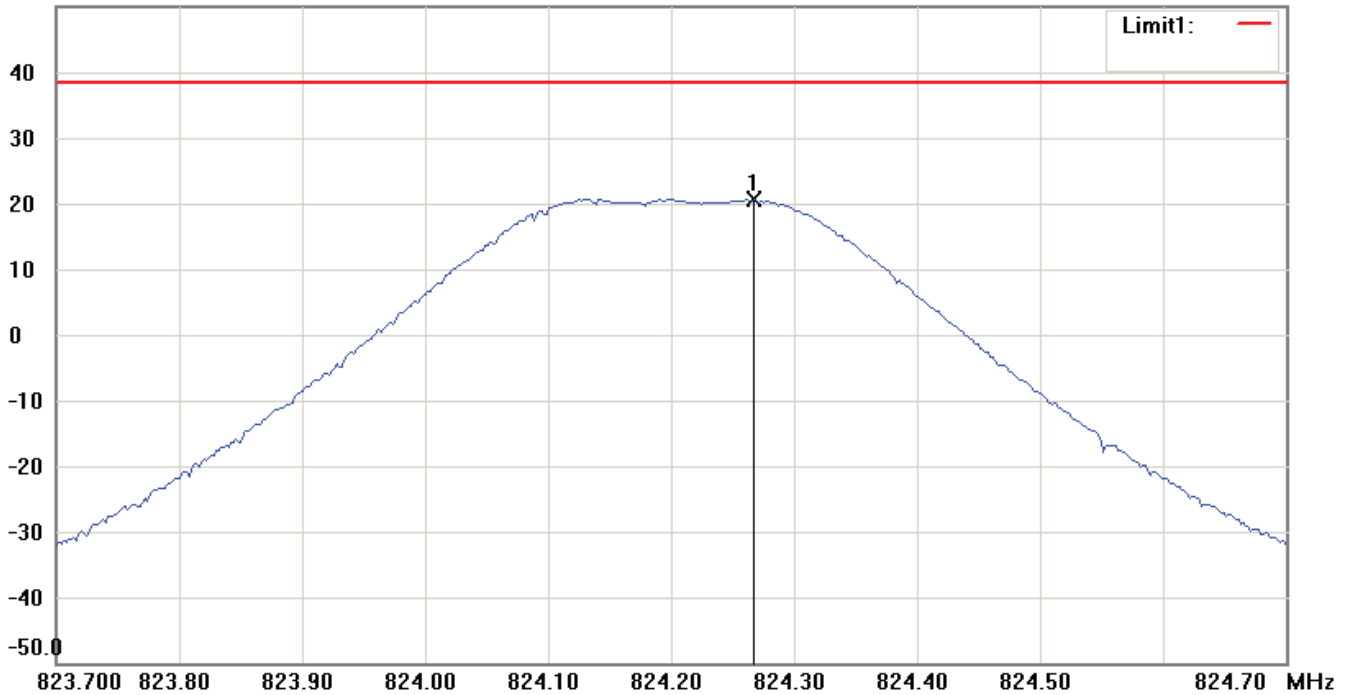
Antenna Polarization H

50.0 dBm




Antenna Polarization V

50.0 dBm



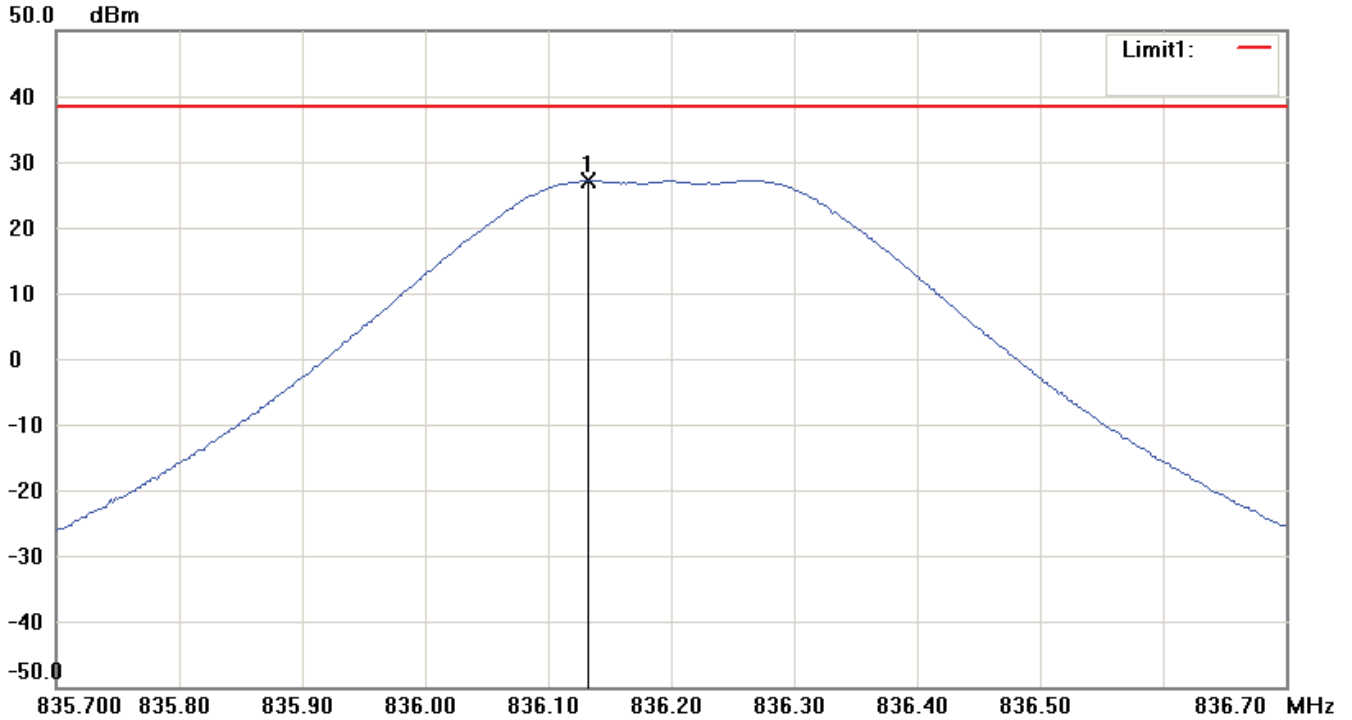
Note:

1. The attached measurement plots are preliminarily pre-scanned with peak detector for determining the final checking frequencies and are for reference only.
2. The some frequencies may exceed the limit line without the specified detectors, but that cannot present the results are failed to the specification of test standard.
3. For corrected test results are listed in the relevant table of radiated test data of this test report.

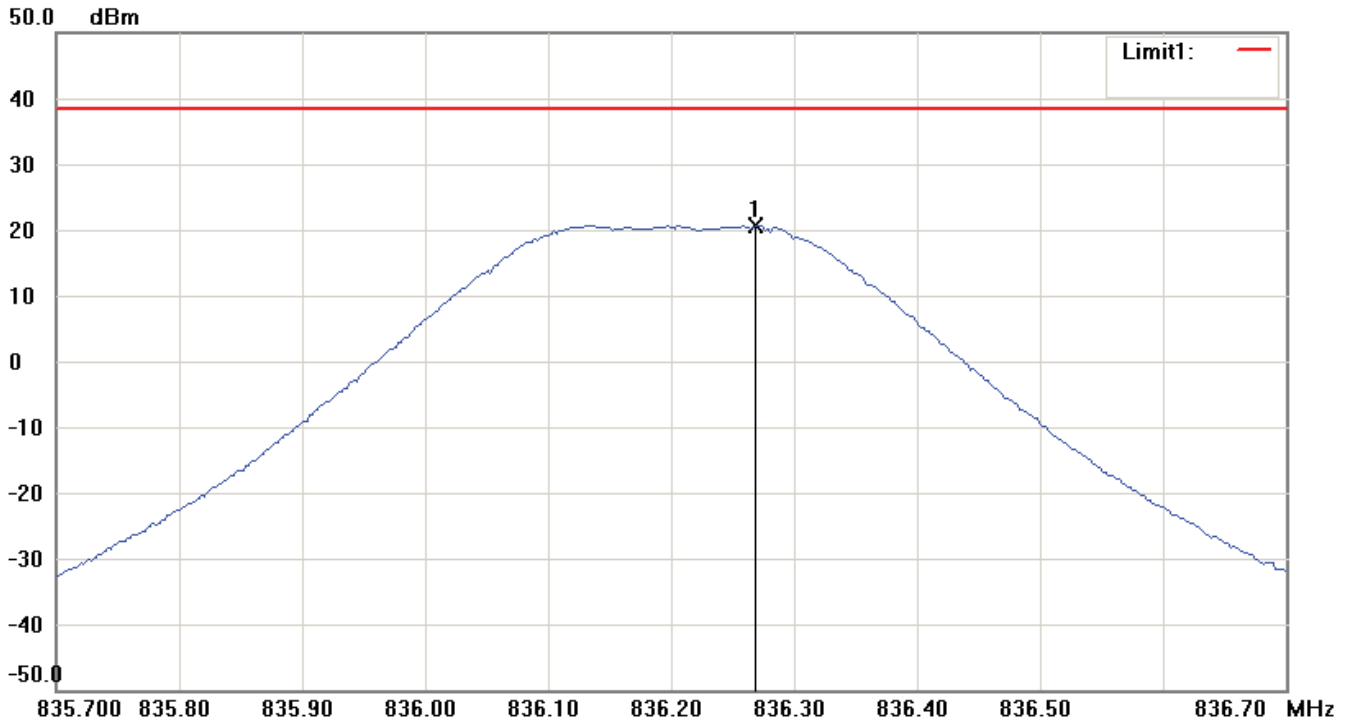


Report Number: W6M21212-12939-P-2224
FCC ID: GX9CTC10523G

850 band_ CH 188_8.1 V
Antenna Polarization H




Antenna Polarization V



Note:

1. The attached measurement plots are preliminarily pre-scanned with peak detector for determining the final checking frequencies and are for reference only.
2. The some frequencies may exceed the limit line without the specified detectors, but that cannot present the results are failed to the specification of test standard.
3. For corrected test results are listed in the relevant table of radiated test data of this test report.



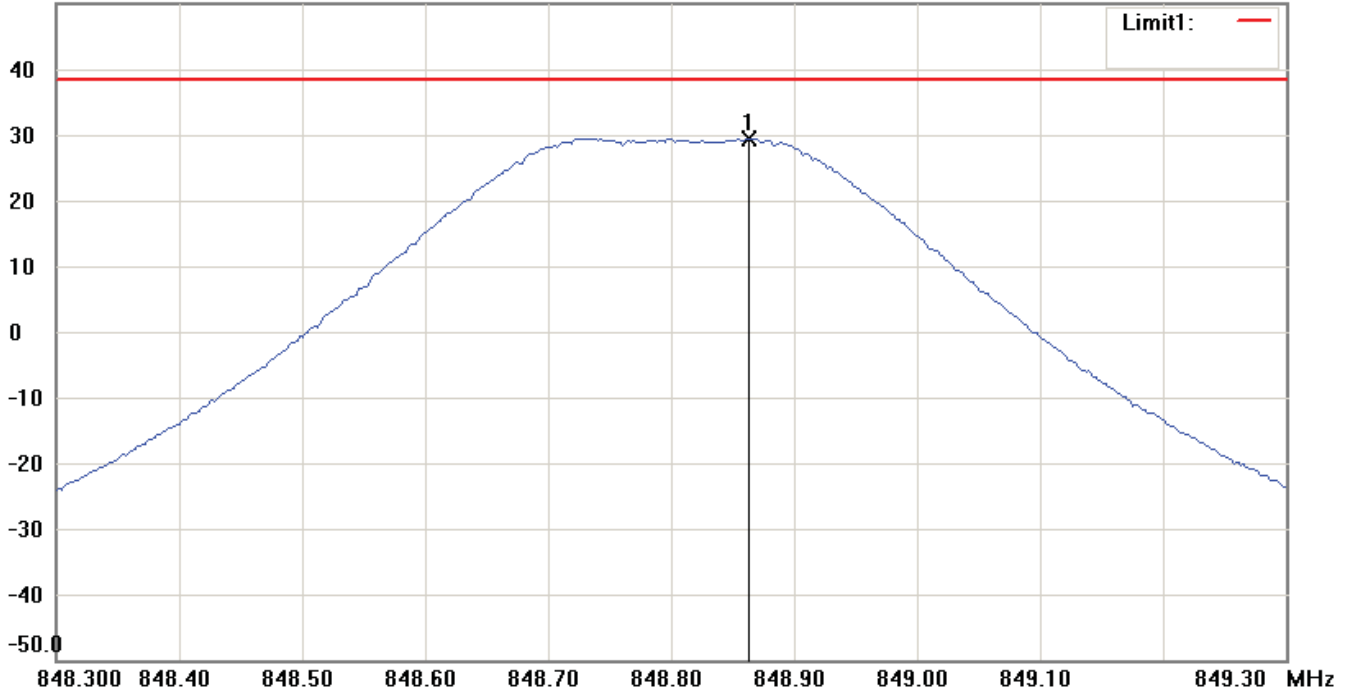
Report Number: W6M21212-12939-P-2224

FCC ID: GX9CTC10523G

850 band_ CH 251_8.1 V

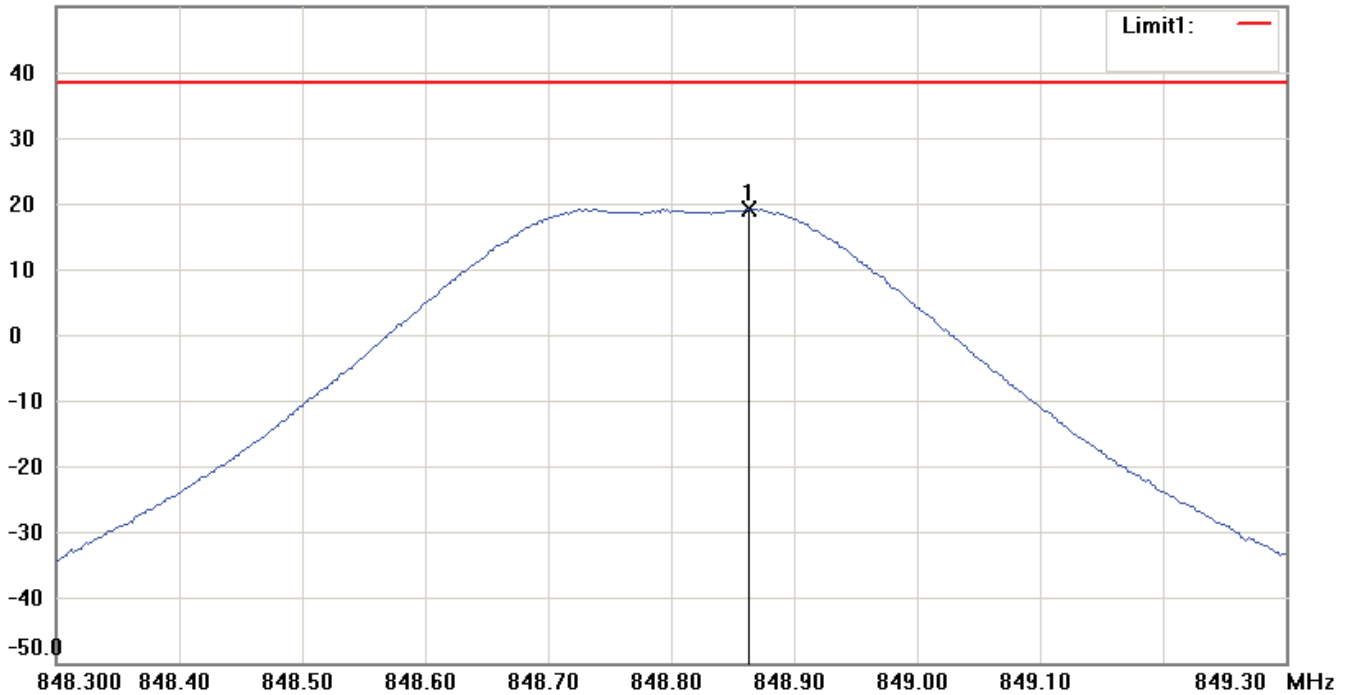
Antenna Polarization H

50.0 dBm




Antenna Polarization V

50.0 dBm



Note:

1. The attached measurement plots are preliminarily pre-scanned with peak detector for determining the final checking frequencies and are for reference only.
2. The some frequencies may exceed the limit line without the specified detectors, but that cannot present the results are failed to the specification of test standard.
3. For corrected test results are listed in the relevant table of radiated test data of this test report.



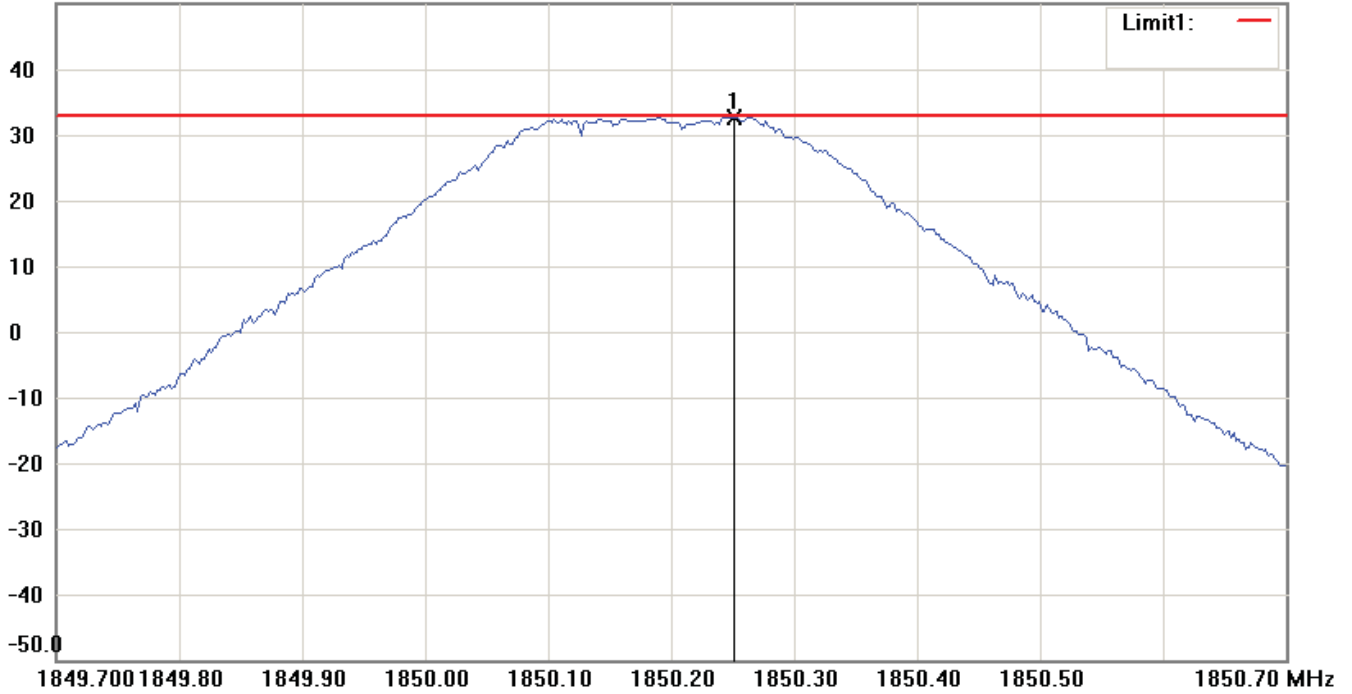
Report Number: W6M21212-12939-P-2224

FCC ID: GX9CTC10523G

1900 band_ CH 512_8.1 V

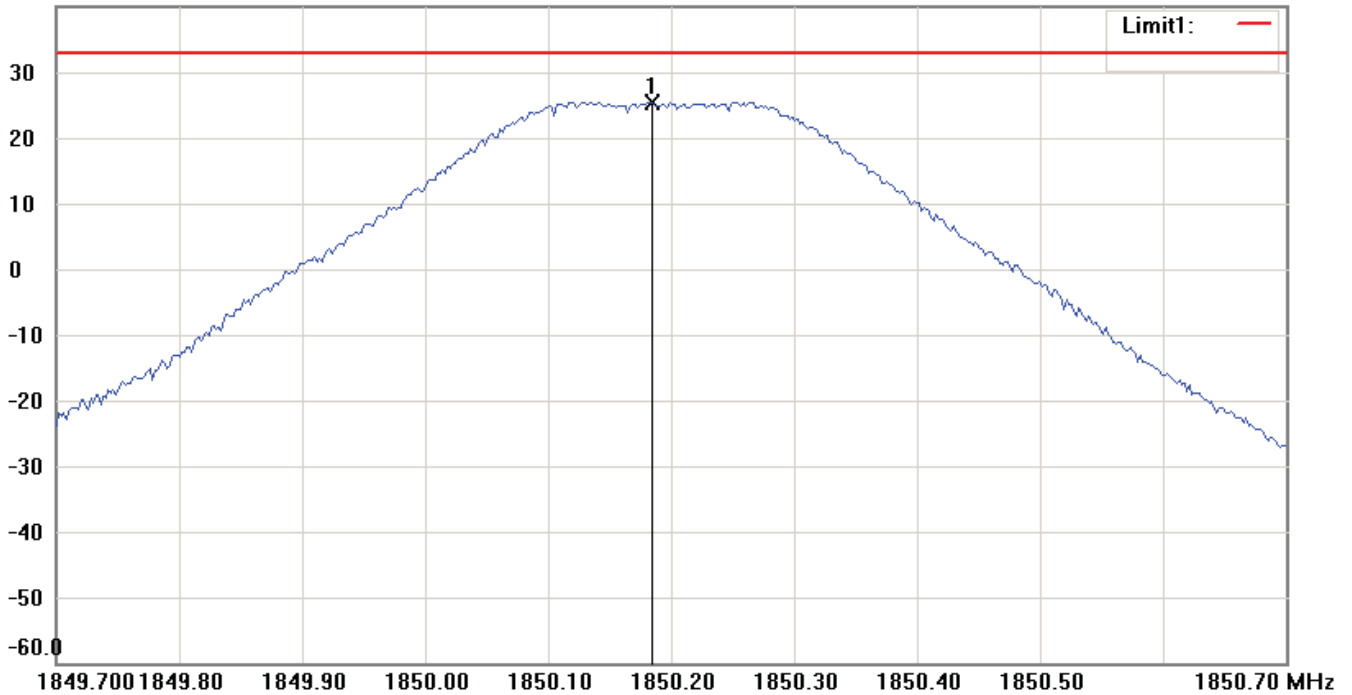
Antenna Polarization H

50.0 dBm



Antenna Polarization V

40.0 dBm



Note:

1. The attached measurement plots are preliminarily pre-scanned with peak detector for determining the final checking frequencies and are for reference only.
2. The some frequencies may exceed the limit line without the specified detectors, but that cannot present the results are failed to the specification of test standard.
3. For corrected test results are listed in the relevant table of radiated test data of this test report.



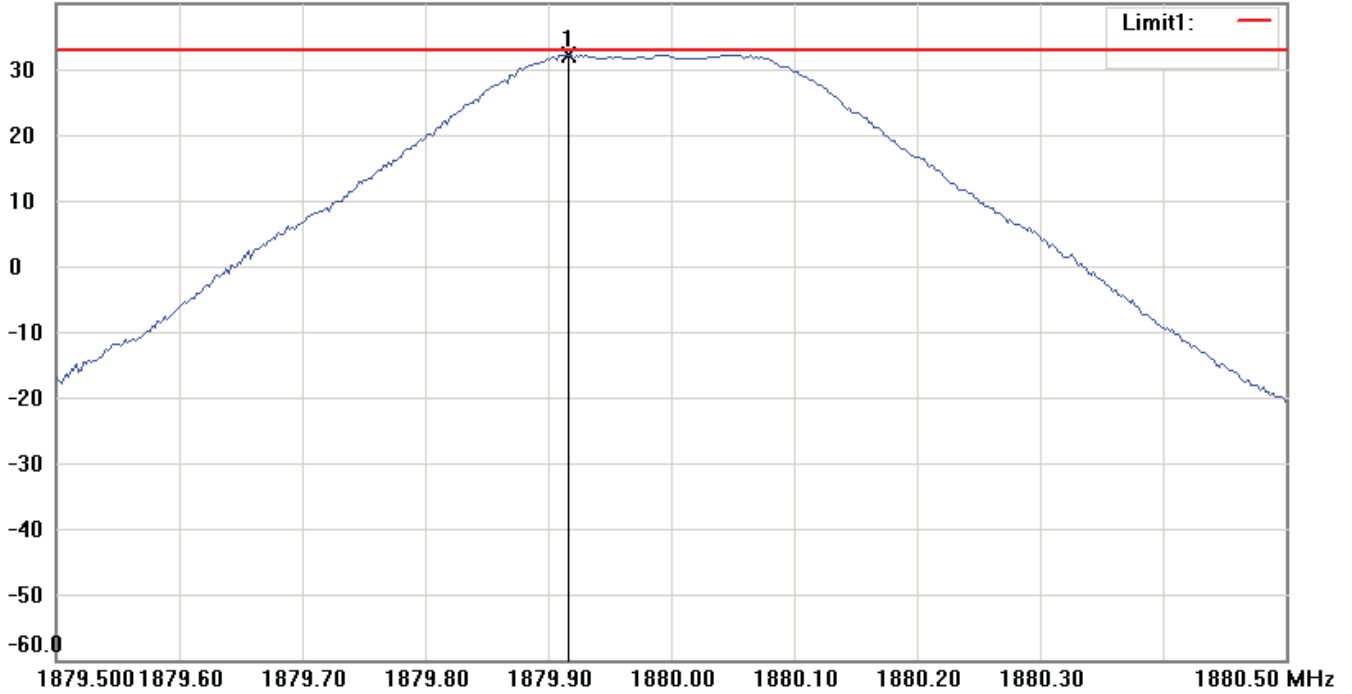
Report Number: W6M21212-12939-P-2224

FCC ID: GX9CTC10523G

1900 band_ CH 661_8.1 V

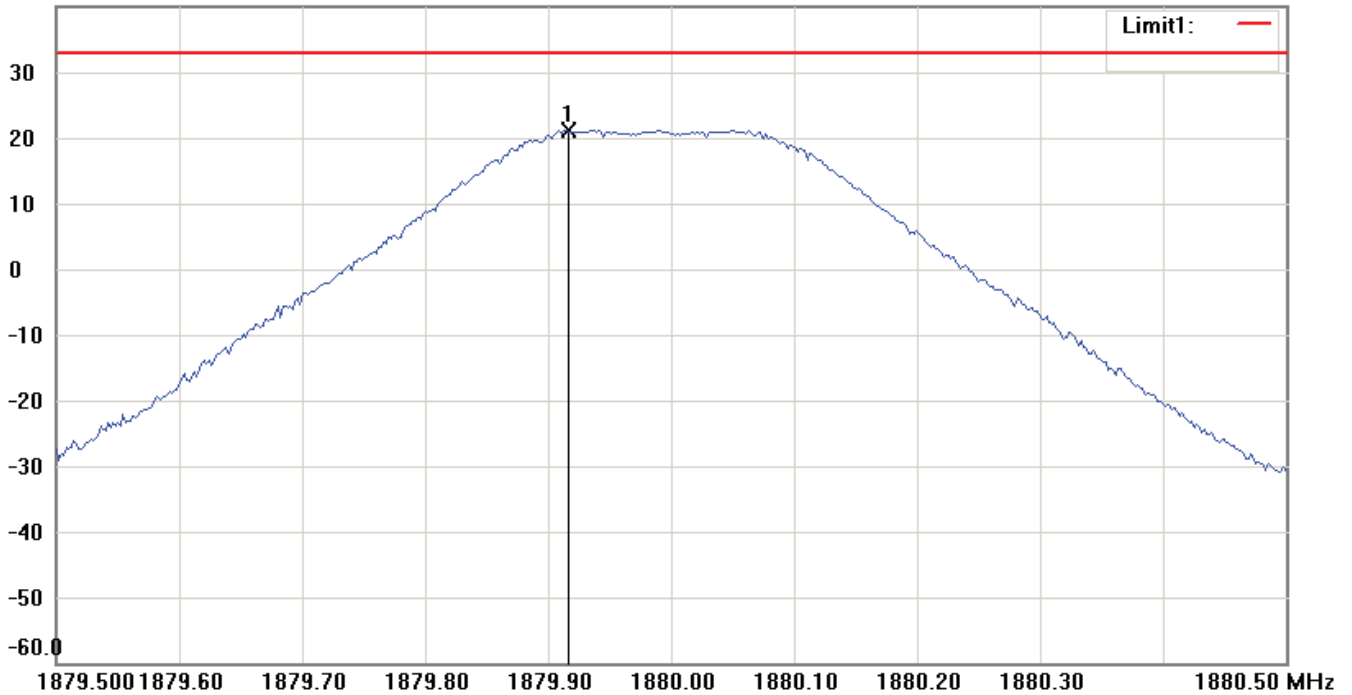
Antenna Polarization H

40.0 dBm




Antenna Polarization V

40.0 dBm



Note:

1. The attached measurement plots are preliminarily pre-scanned with peak detector for determining the final checking frequencies and are for reference only.
2. The some frequencies may exceed the limit line without the specified detectors, but that cannot present the results are failed to the specification of test standard.
3. For corrected test results are listed in the relevant table of radiated test data of this test report.



Worldwide Testing Services(Taiwan) Co., Ltd.

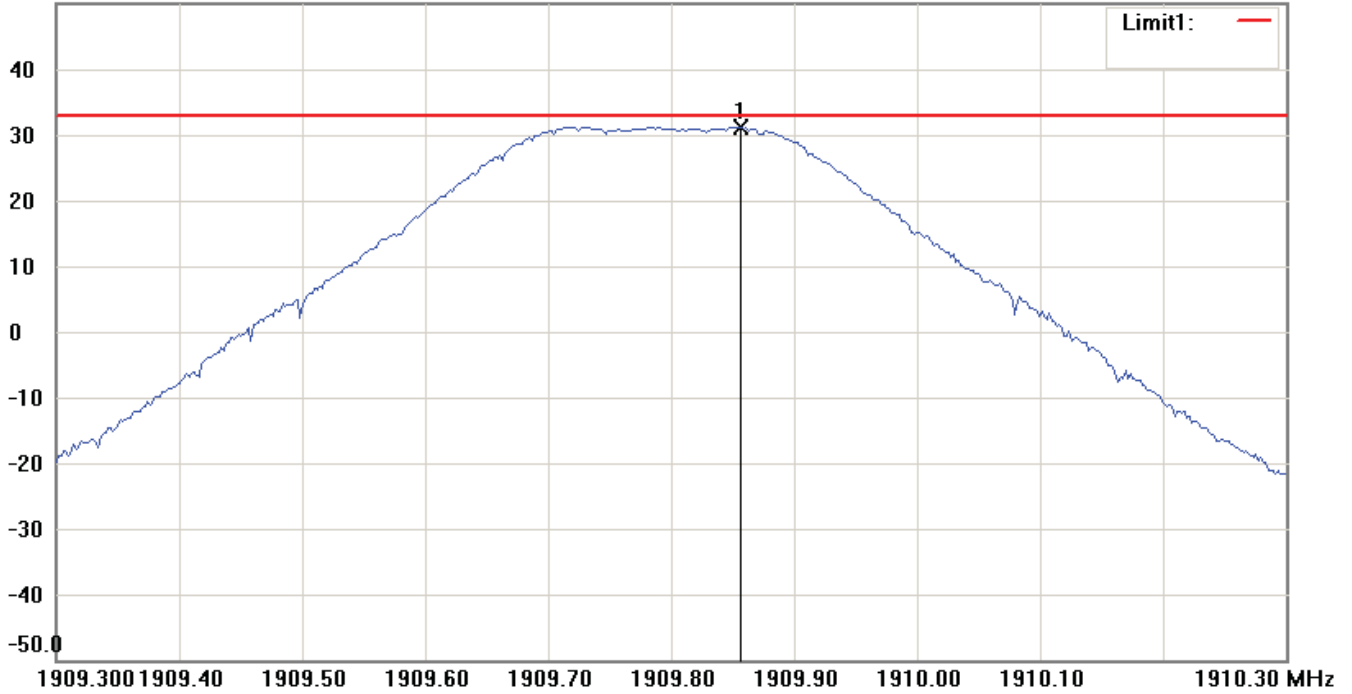
Report Number: W6M21212-12939-P-2224

FCC ID: GX9CTC10523G

1900 band_ CH 810_8.1 V

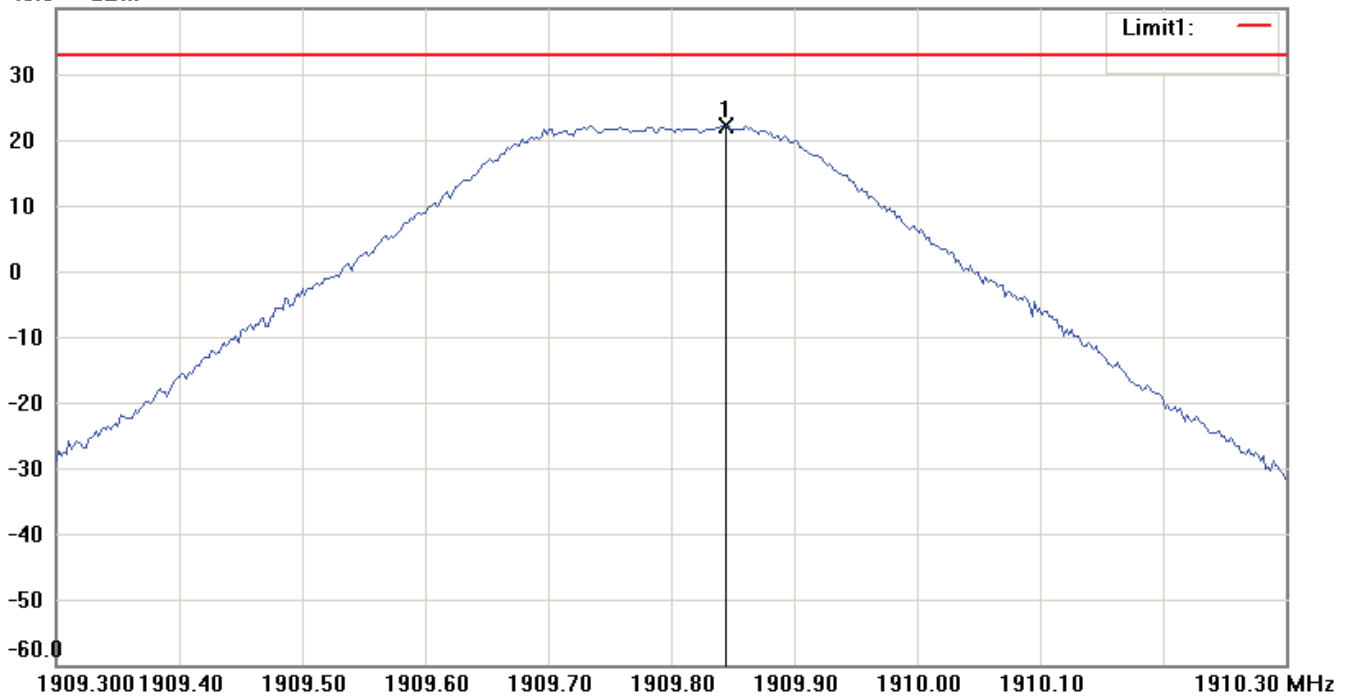
Antenna Polarization H

50.0 dBm



Antenna Polarization V

40.0 dBm



Note:

1. The attached measurement plots are preliminarily pre-scanned with peak detector for determining the final checking frequencies and are for reference only.
2. The some frequencies may exceed the limit line without the specified detectors, but that cannot present the results are failed to the specification of test standard.
3. For corrected test results are listed in the relevant table of radiated test data of this test report.



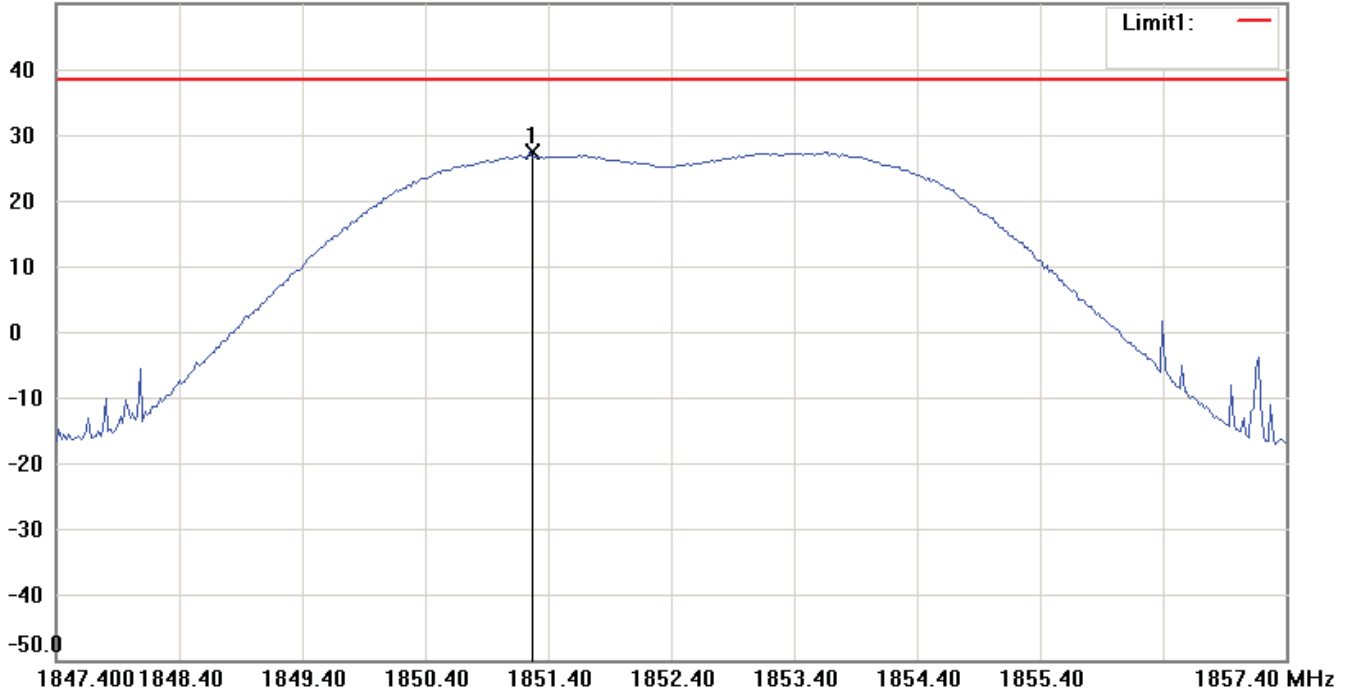
Report Number: W6M21212-12939-P-2224

FCC ID: GX9CTC10523G

Band II_ CH 9262_9 V

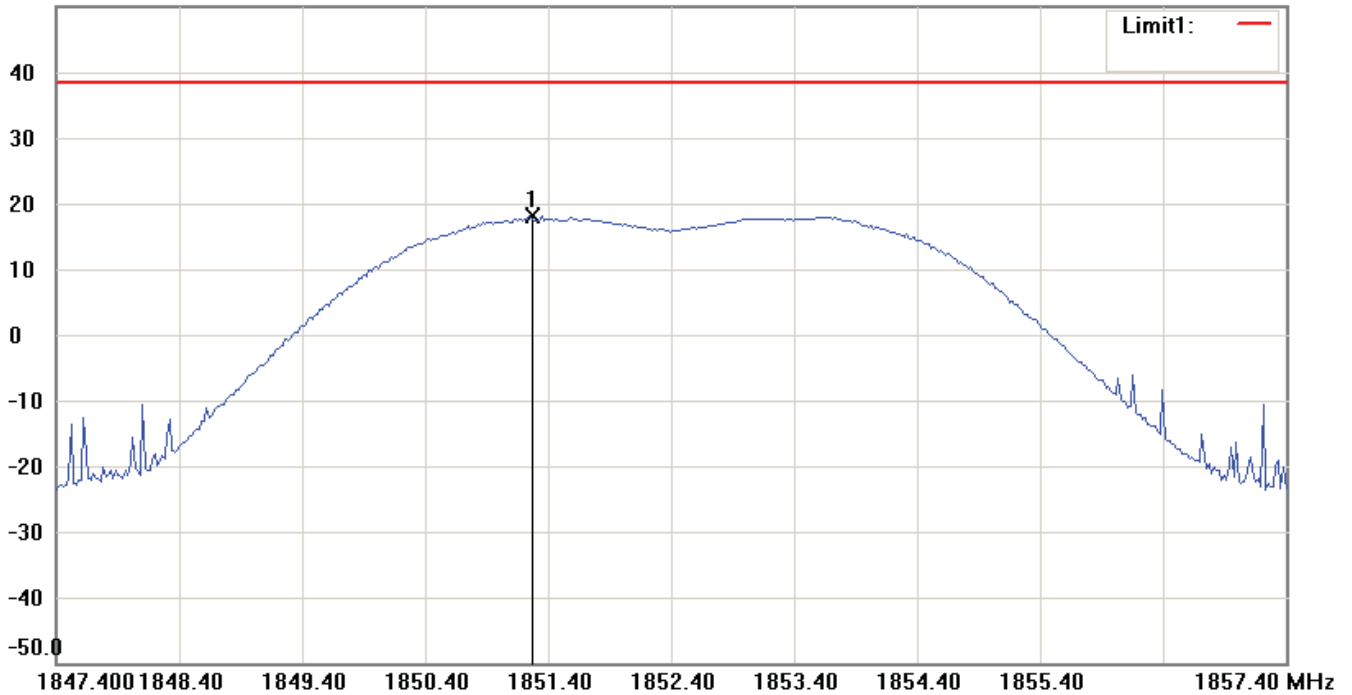
Antenna Polarization H

50.0 dBm



Antenna Polarization V

50.0 dBm



Note:

1. The attached measurement plots are preliminarily pre-scanned with peak detector for determining the final checking frequencies and are for reference only.
2. The some frequencies may exceed the limit line without the specified detectors, but that cannot present the results are failed to the specification of test standard.
3. For corrected test results are listed in the relevant table of radiated test data of this test report.



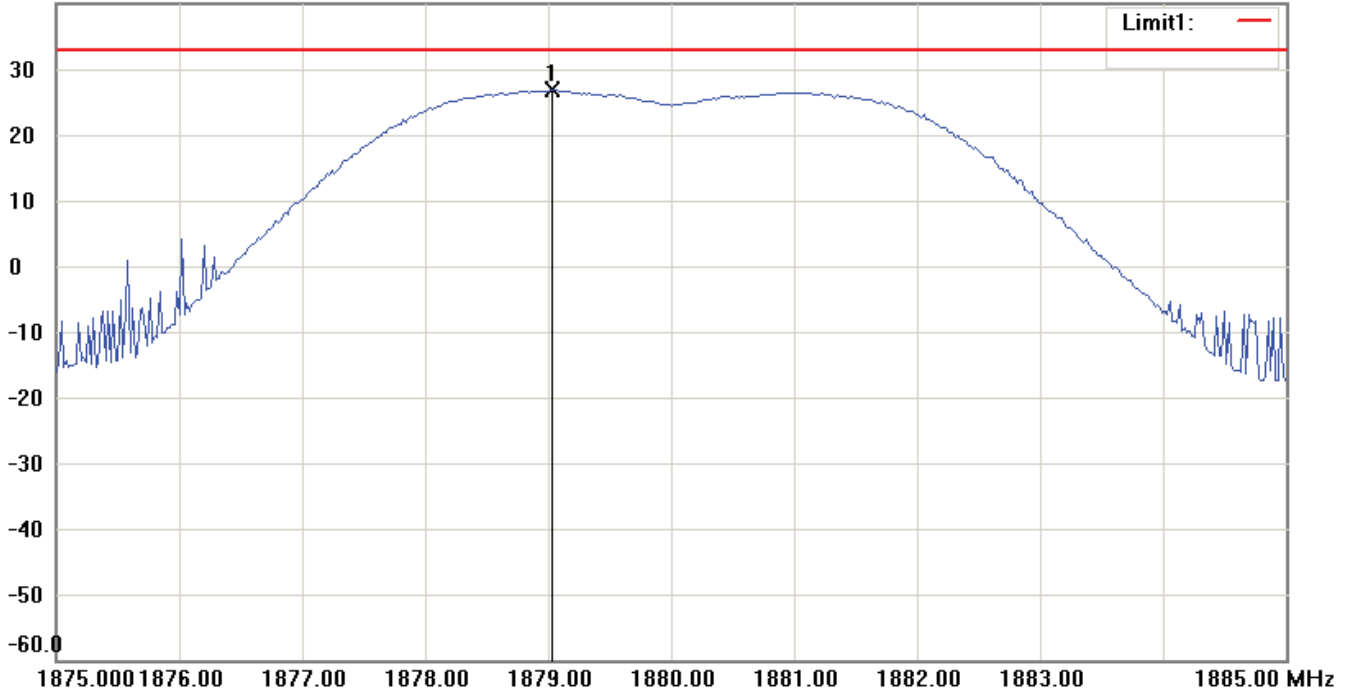
Report Number: W6M21212-12939-P-2224

FCC ID: GX9CTC10523G

Band II_ CH 9400_9 V

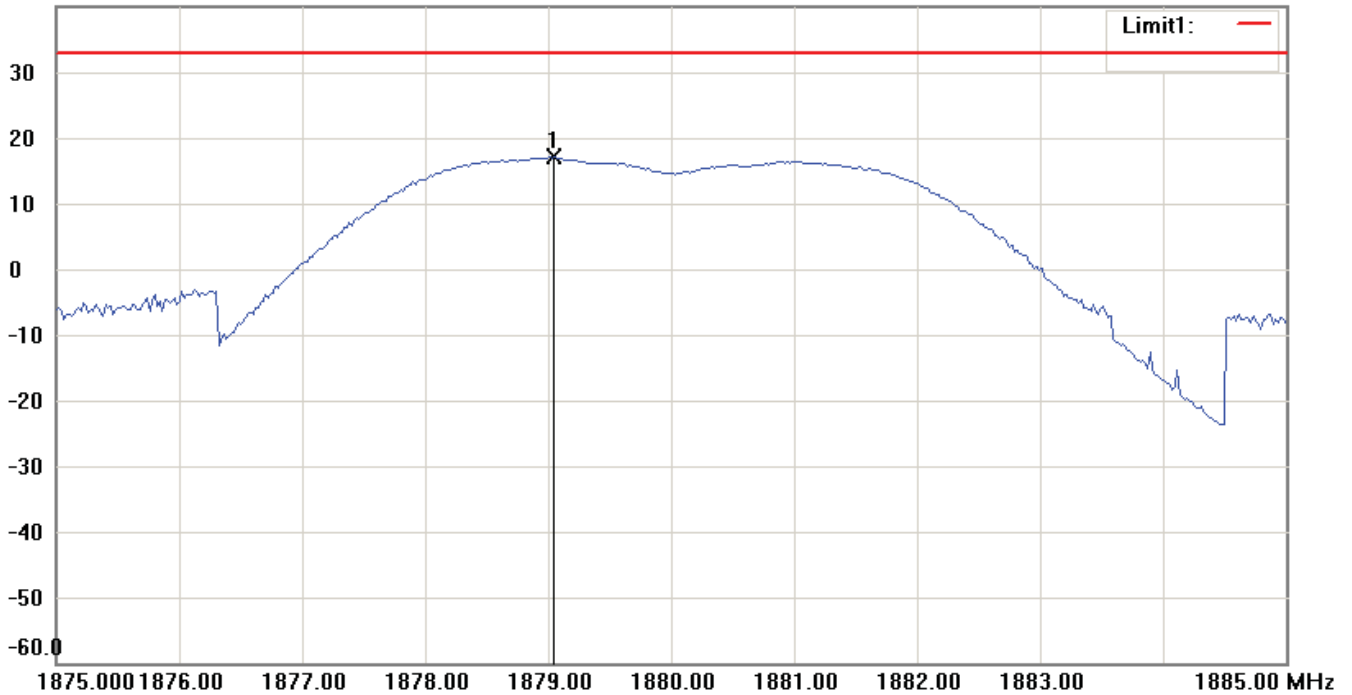
Antenna Polarization H

40.0 dBm




Antenna Polarization V

40.0 dBm



Note:

1. The attached measurement plots are preliminarily pre-scanned with peak detector for determining the final checking frequencies and are for reference only.
2. The some frequencies may exceed the limit line without the specified detectors, but that cannot present the results are failed to the specification of test standard.
3. For corrected test results are listed in the relevant table of radiated test data of this test report.



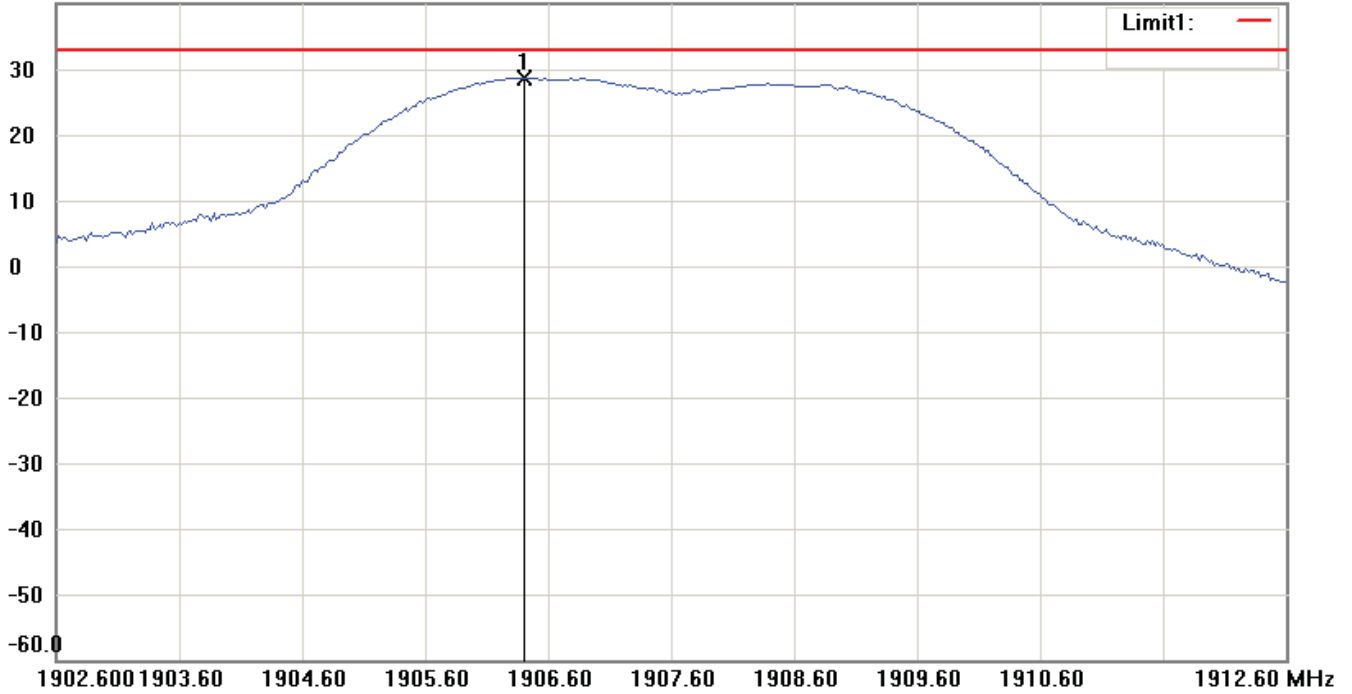
Report Number: W6M21212-12939-P-2224

FCC ID: GX9CTC10523G

Band II_ CH 9538_9 V

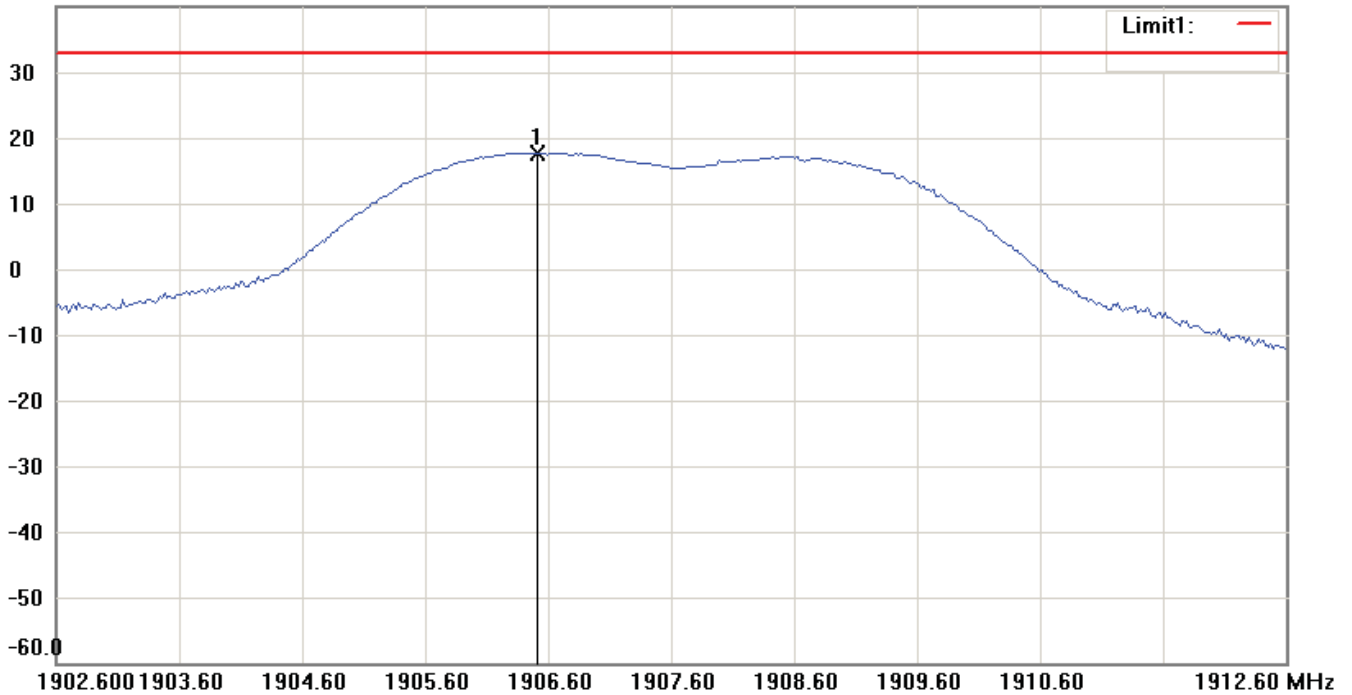
Antenna Polarization H

40.0 dBm




Antenna Polarization V

40.0 dBm



Note:

1. The attached measurement plots are preliminarily pre-scanned with peak detector for determining the final checking frequencies and are for reference only.
2. The some frequencies may exceed the limit line without the specified detectors, but that cannot present the results are failed to the specification of test standard.
3. For corrected test results are listed in the relevant table of radiated test data of this test report.



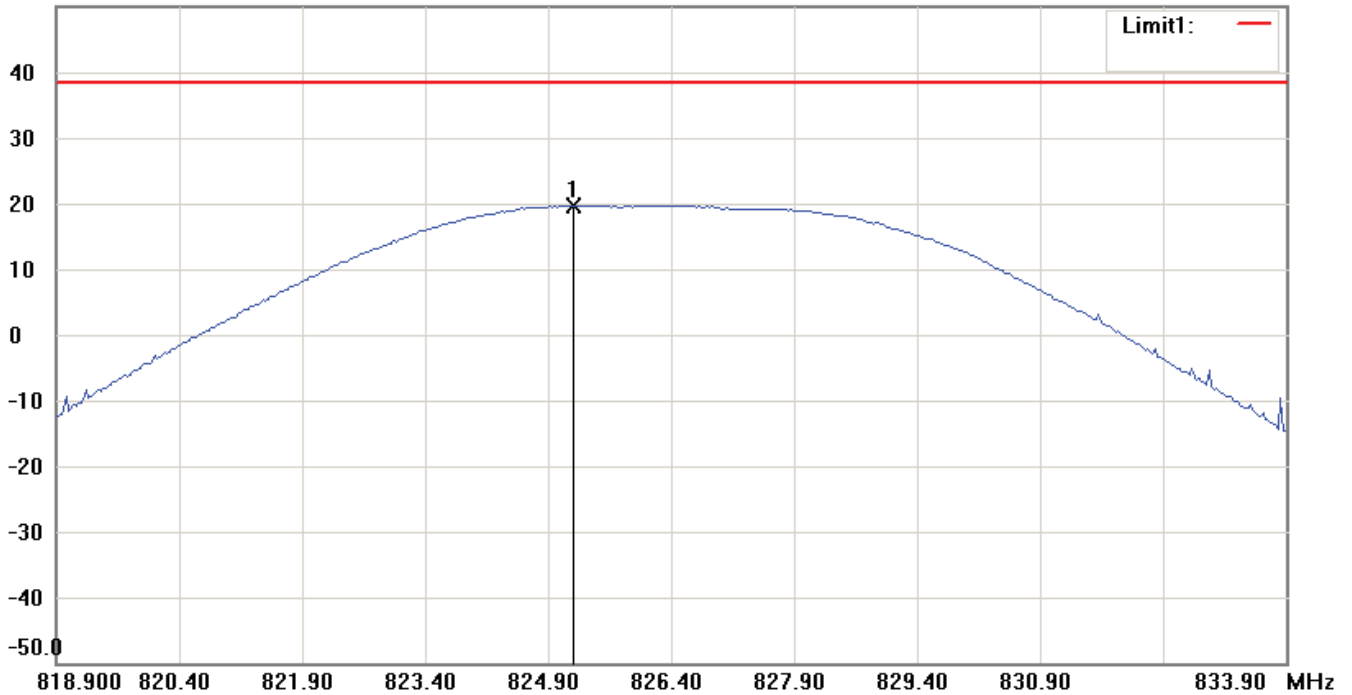
Report Number: W6M21212-12939-P-2224

FCC ID: GX9CTC10523G

Band V_ CH 4132_9 V

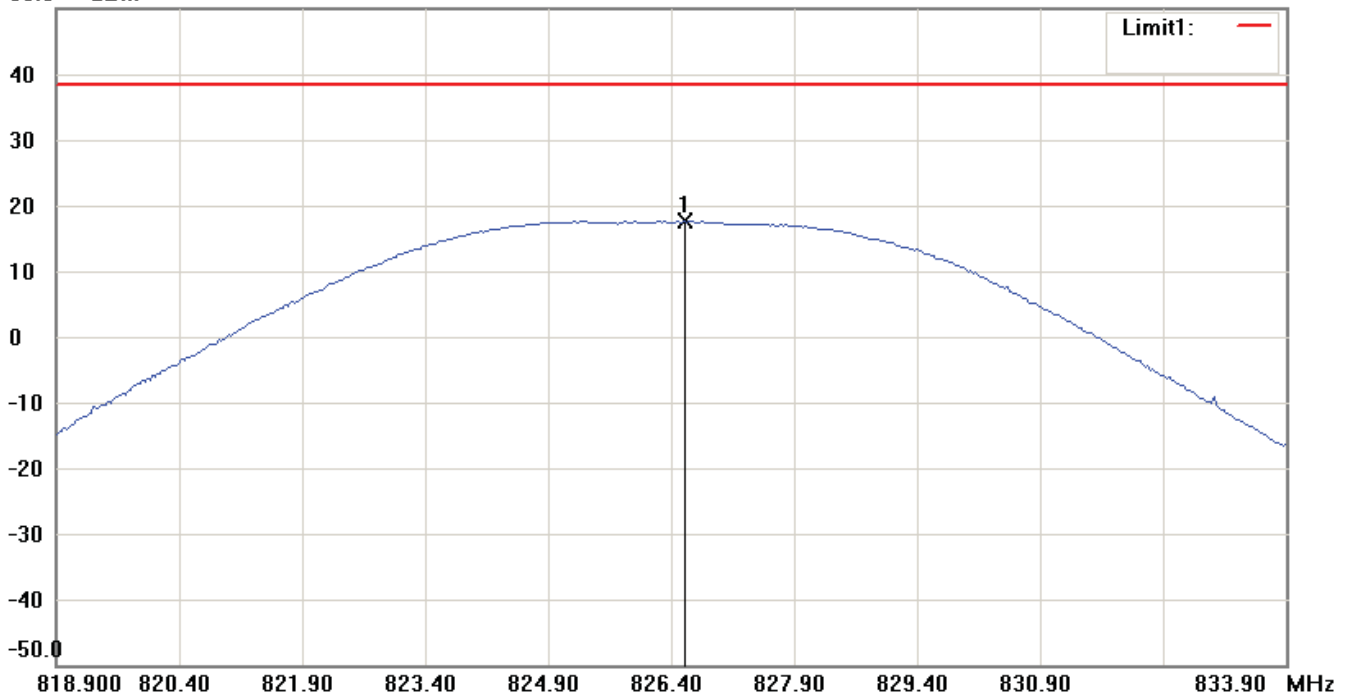
Antenna Polarization H

50.0 dBm




Antenna Polarization V

50.0 dBm



Note:

1. The attached measurement plots are preliminarily pre-scanned with peak detector for determining the final checking frequencies and are for reference only.
2. The some frequencies may exceed the limit line without the specified detectors, but that cannot present the results are failed to the specification of test standard.
3. For corrected test results are listed in the relevant table of radiated test data of this test report.



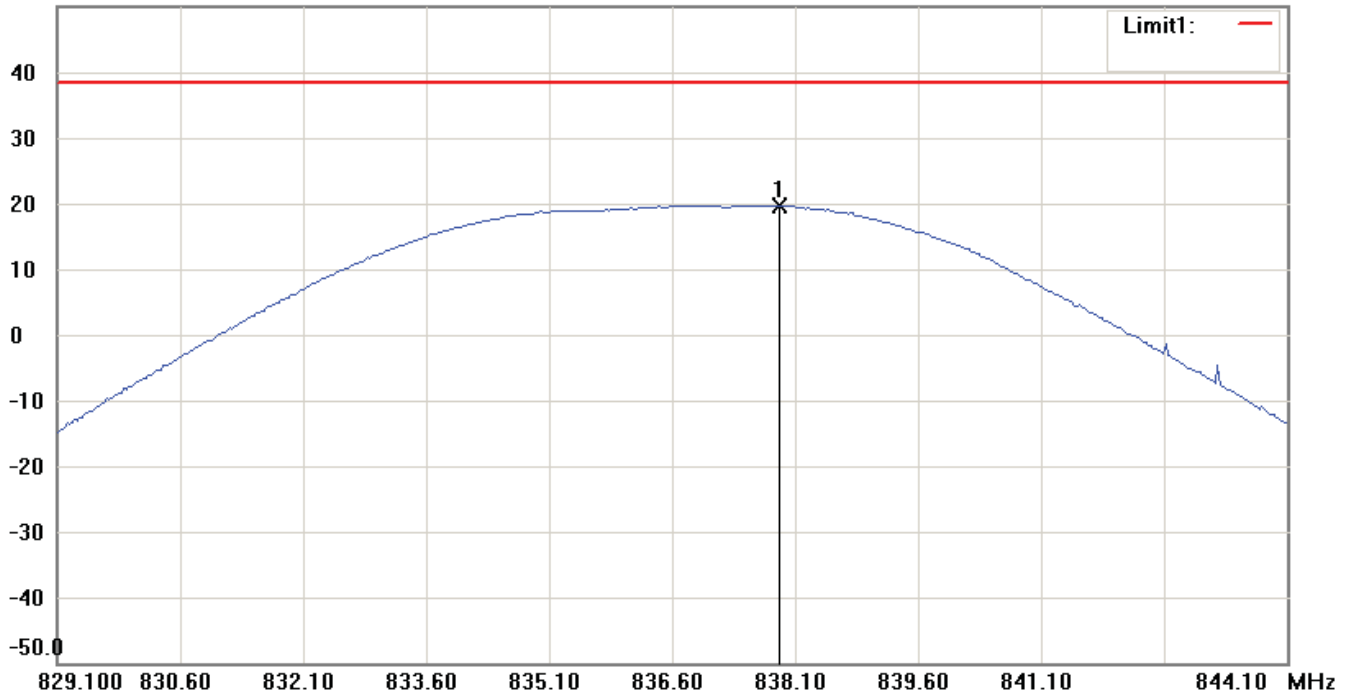
Report Number: W6M21212-12939-P-2224

FCC ID: GX9CTC10523G

Band V_ CH 4183_9 V

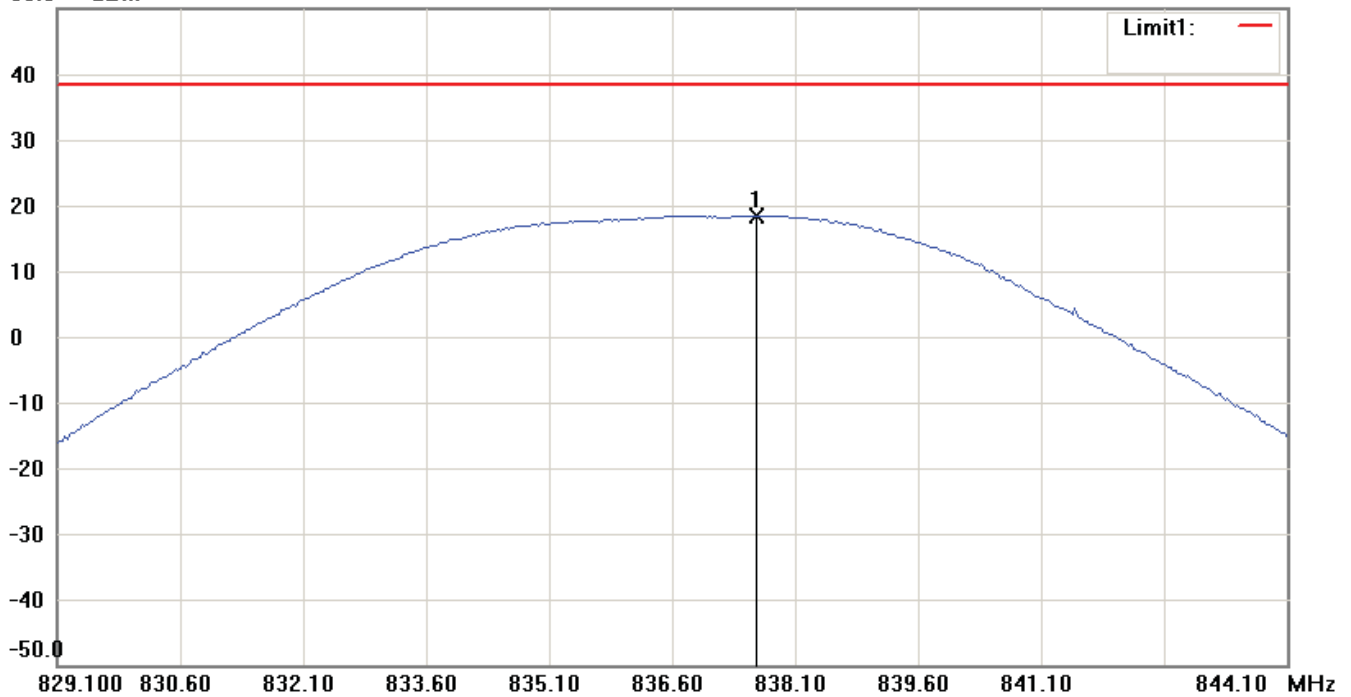
Antenna Polarization H

50.0 dBm




Antenna Polarization V

50.0 dBm



Note:

1. The attached measurement plots are preliminarily pre-scanned with peak detector for determining the final checking frequencies and are for reference only.
2. The some frequencies may exceed the limit line without the specified detectors, but that cannot present the results are failed to the specification of test standard.
3. For corrected test results are listed in the relevant table of radiated test data of this test report.



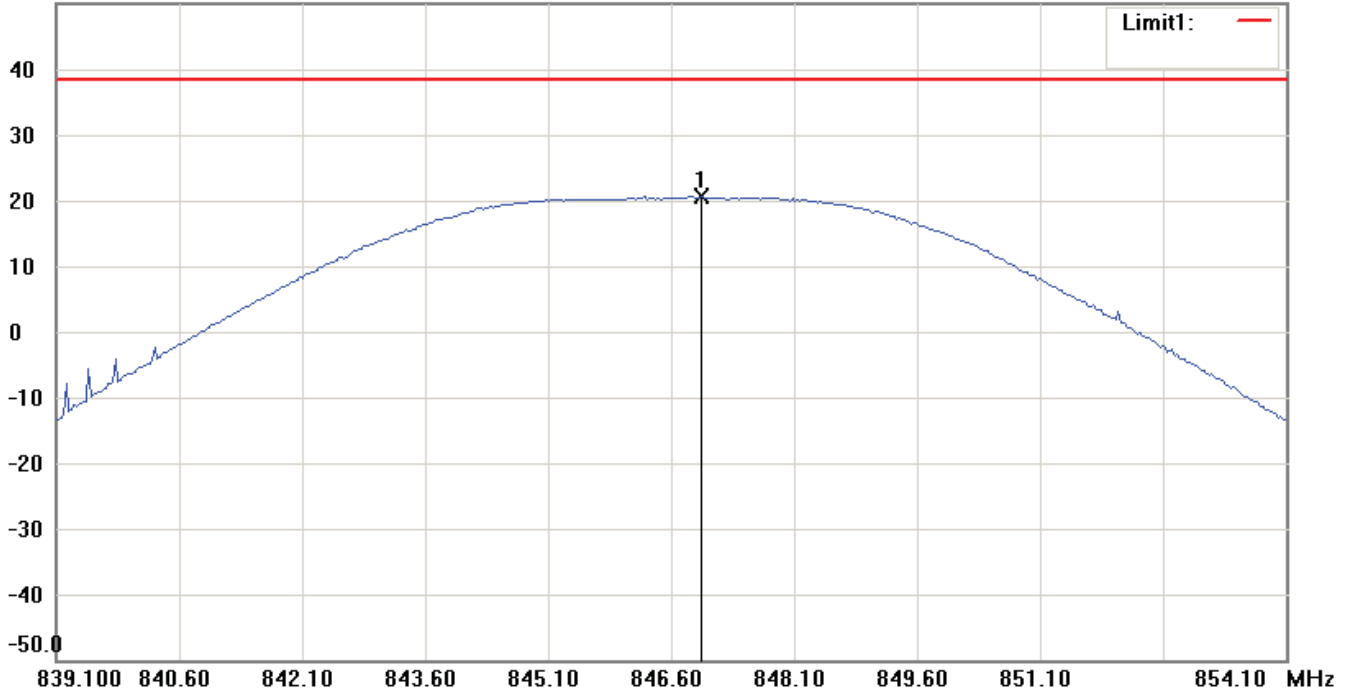
Report Number: W6M21212-12939-P-2224

FCC ID: GX9CTC10523G

Band V_ CH 4233_9 V

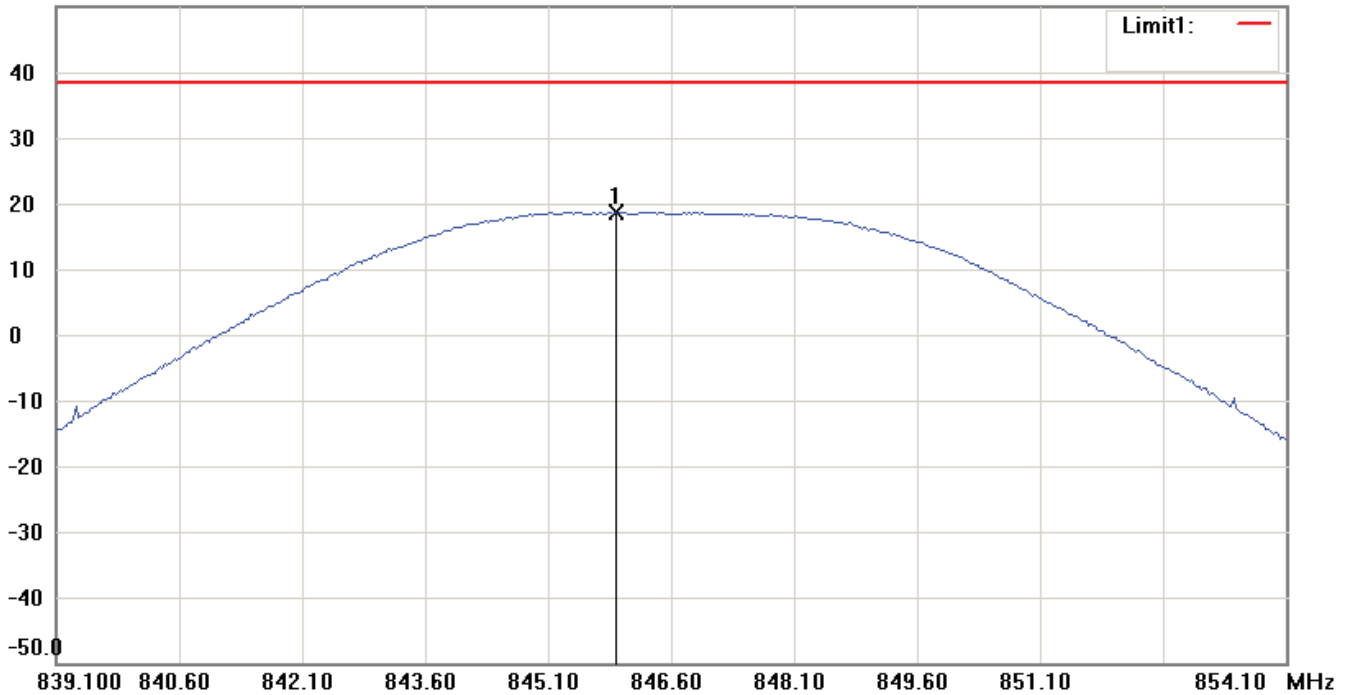
Antenna Polarization H

50.0 dBm



Antenna Polarization V

50.0 dBm



Note:

1. The attached measurement plots are preliminarily pre-scanned with peak detector for determining the final checking frequencies and are for reference only.
2. The some frequencies may exceed the limit line without the specified detectors, but that cannot present the results are failed to the specification of test standard.
3. For corrected test results are listed in the relevant table of radiated test data of this test report.



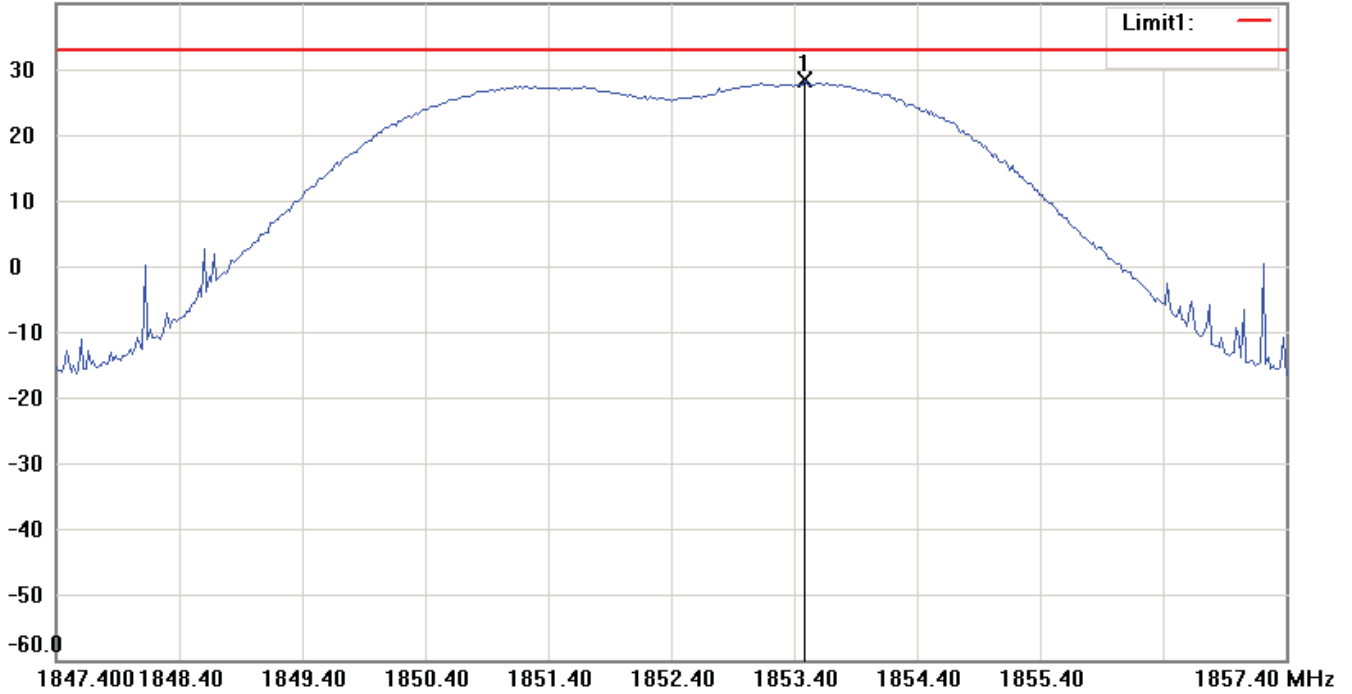
Report Number: W6M21212-12939-P-2224

FCC ID: GX9CTC10523G

Band II_ CH 9262_8.1 V

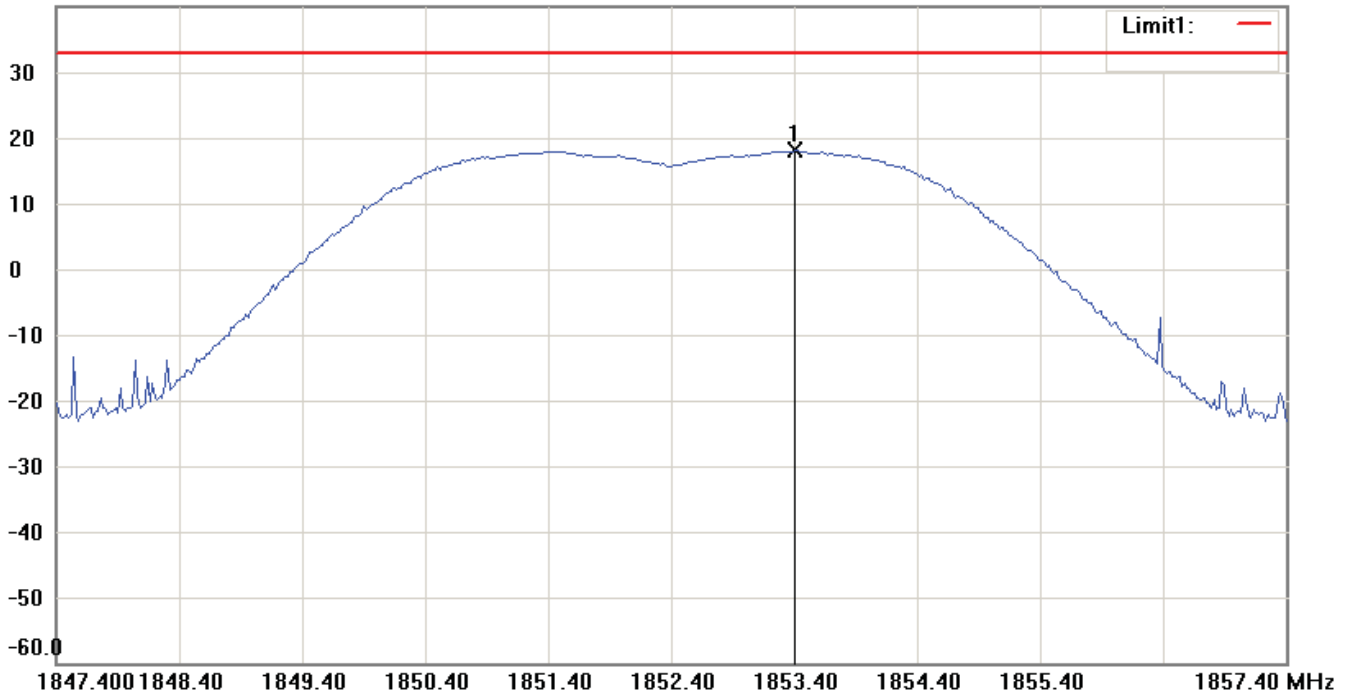
Antenna Polarization H

40.0 dBm




Antenna Polarization V

40.0 dBm



Note:

1. The attached measurement plots are preliminarily pre-scanned with peak detector for determining the final checking frequencies and are for reference only.
2. The some frequencies may exceed the limit line without the specified detectors, but that cannot present the results are failed to the specification of test standard.
3. For corrected test results are listed in the relevant table of radiated test data of this test report.



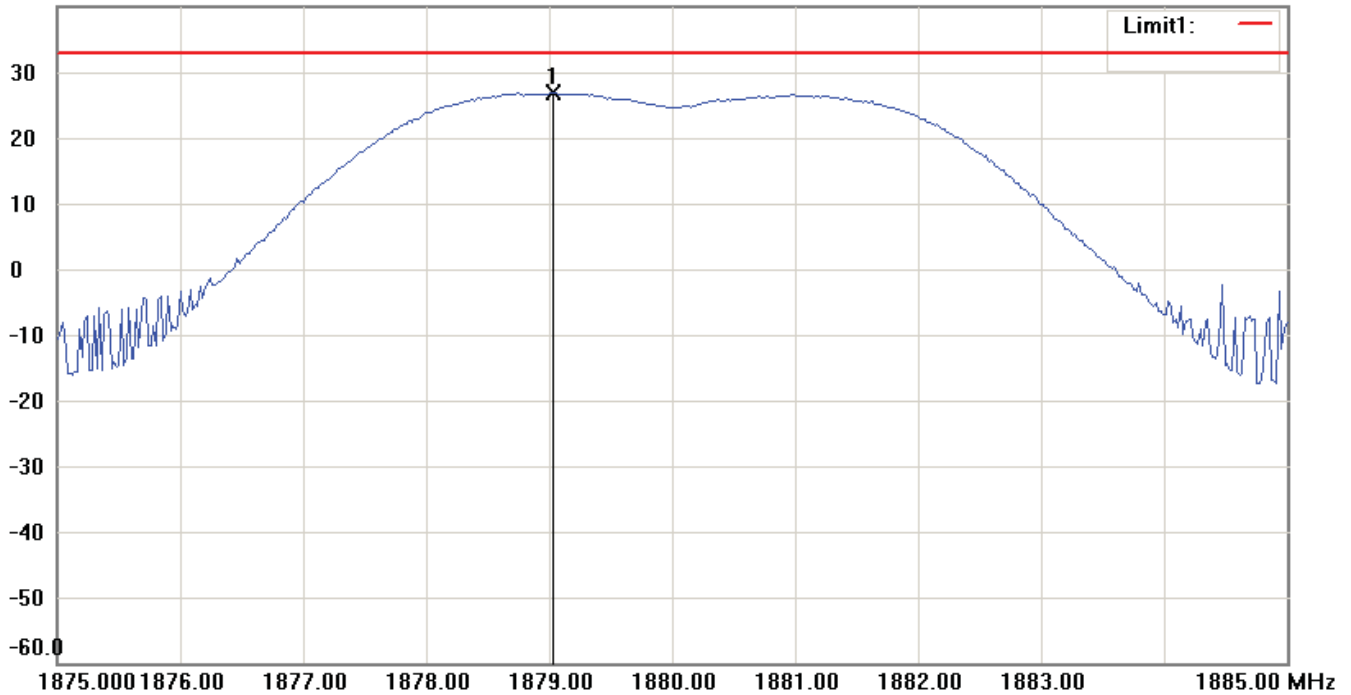
Report Number: W6M21212-12939-P-2224

FCC ID: GX9CTC10523G

Band II_ CH 9400_8.1 V

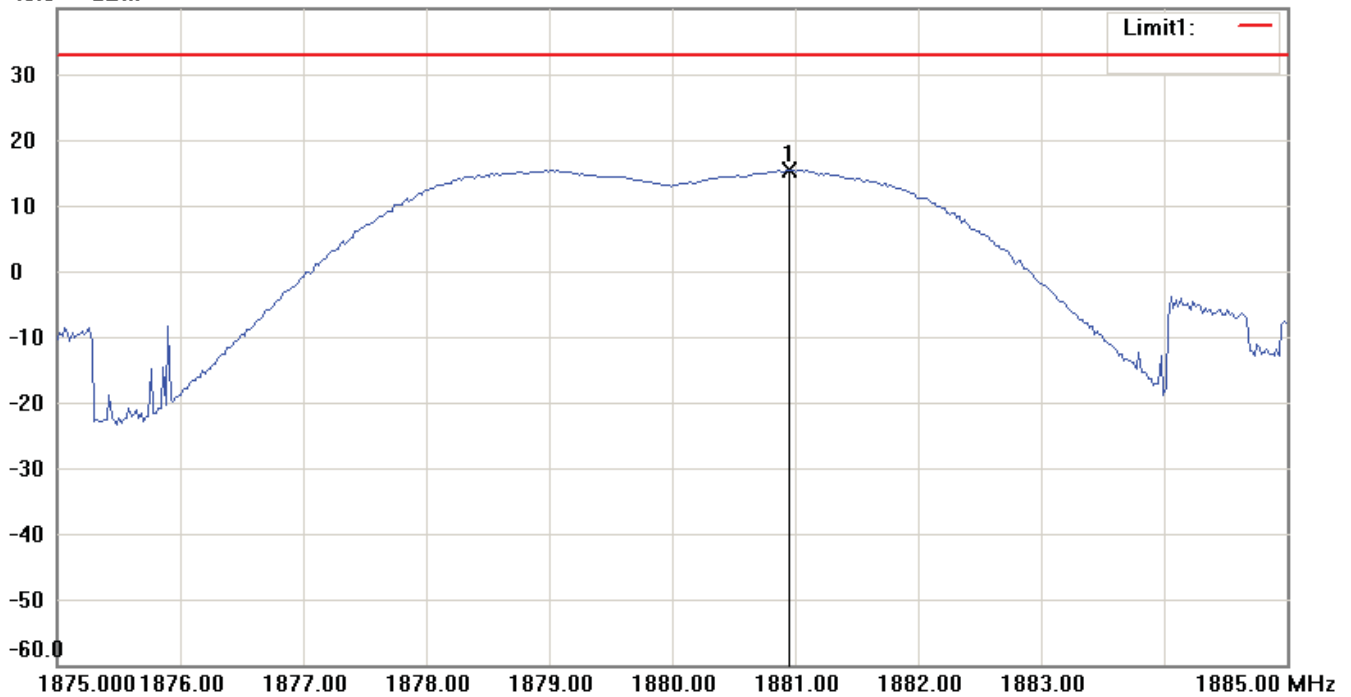
Antenna Polarization H

40.0 dBm



Antenna Polarization V

40.0 dBm



Note:

1. The attached measurement plots are preliminarily pre-scanned with peak detector for determining the final checking frequencies and are for reference only.
2. The some frequencies may exceed the limit line without the specified detectors, but that cannot present the results are failed to the specification of test standard.
3. For corrected test results are listed in the relevant table of radiated test data of this test report.



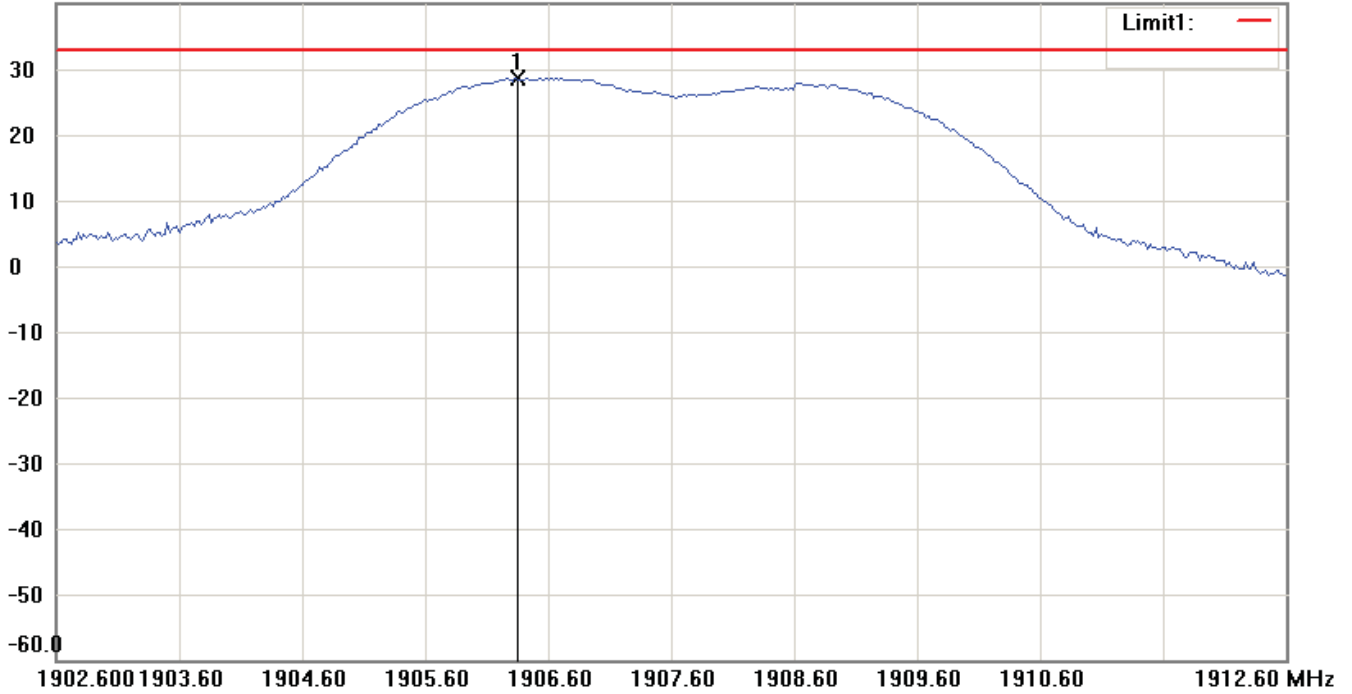
Report Number: W6M21212-12939-P-2224

FCC ID: GX9CTC10523G

Band II_ CH 9538_8.1 V

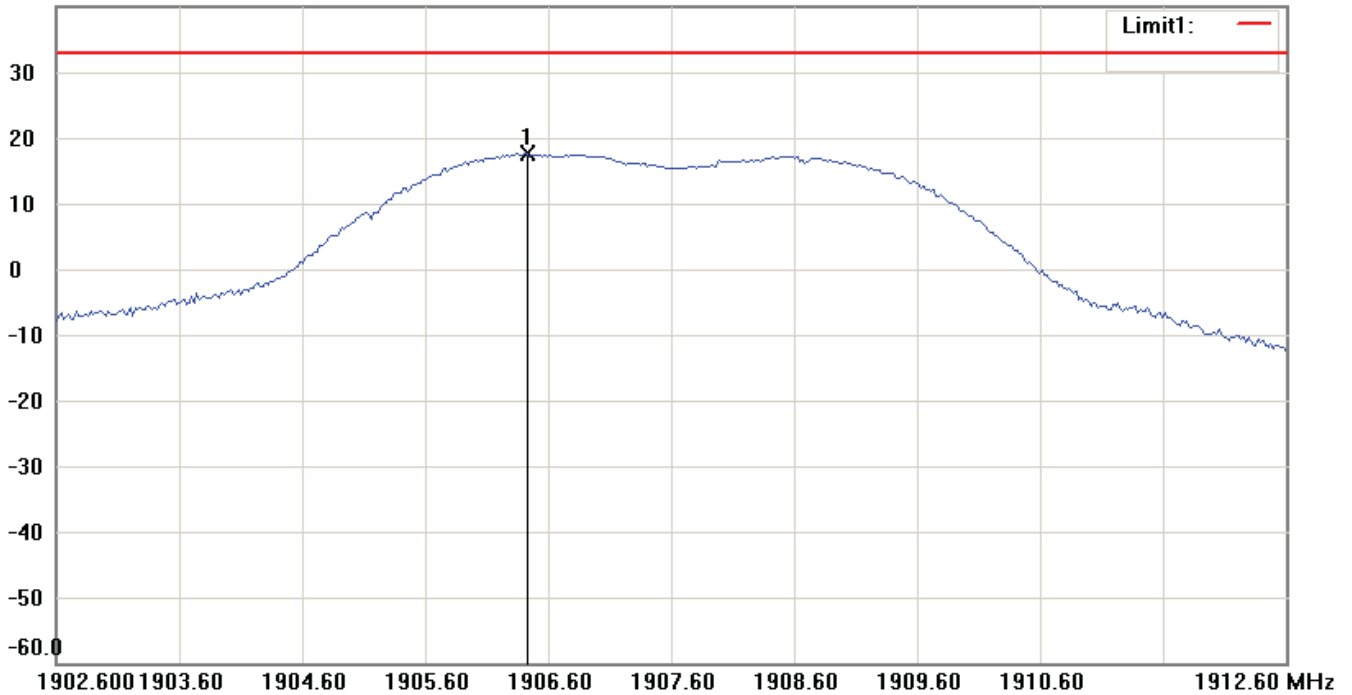
Antenna Polarization H

40.0 dBm



Antenna Polarization V

40.0 dBm



Note:

1. The attached measurement plots are preliminarily pre-scanned with peak detector for determining the final checking frequencies and are for reference only.
2. The some frequencies may exceed the limit line without the specified detectors, but that cannot present the results are failed to the specification of test standard.
3. For corrected test results are listed in the relevant table of radiated test data of this test report.



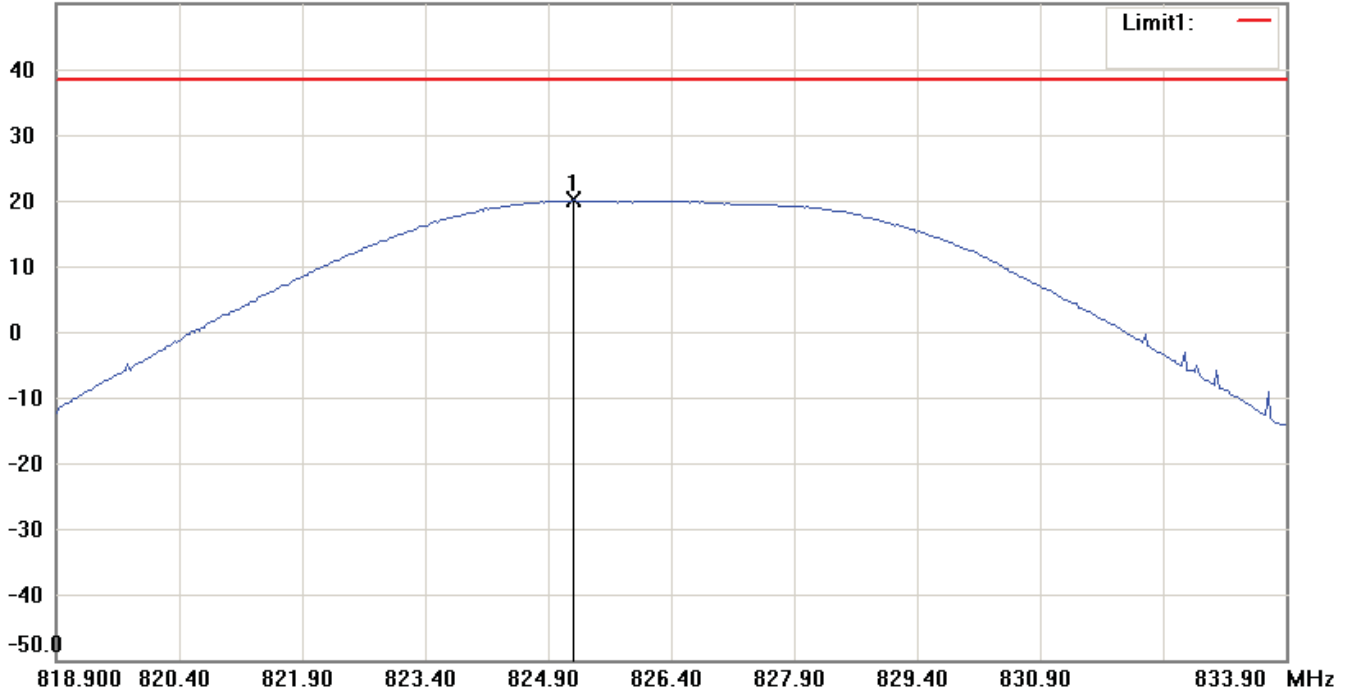
Report Number: W6M21212-12939-P-2224

FCC ID: GX9CTC10523G

Band V_ CH 4132_8.1 V

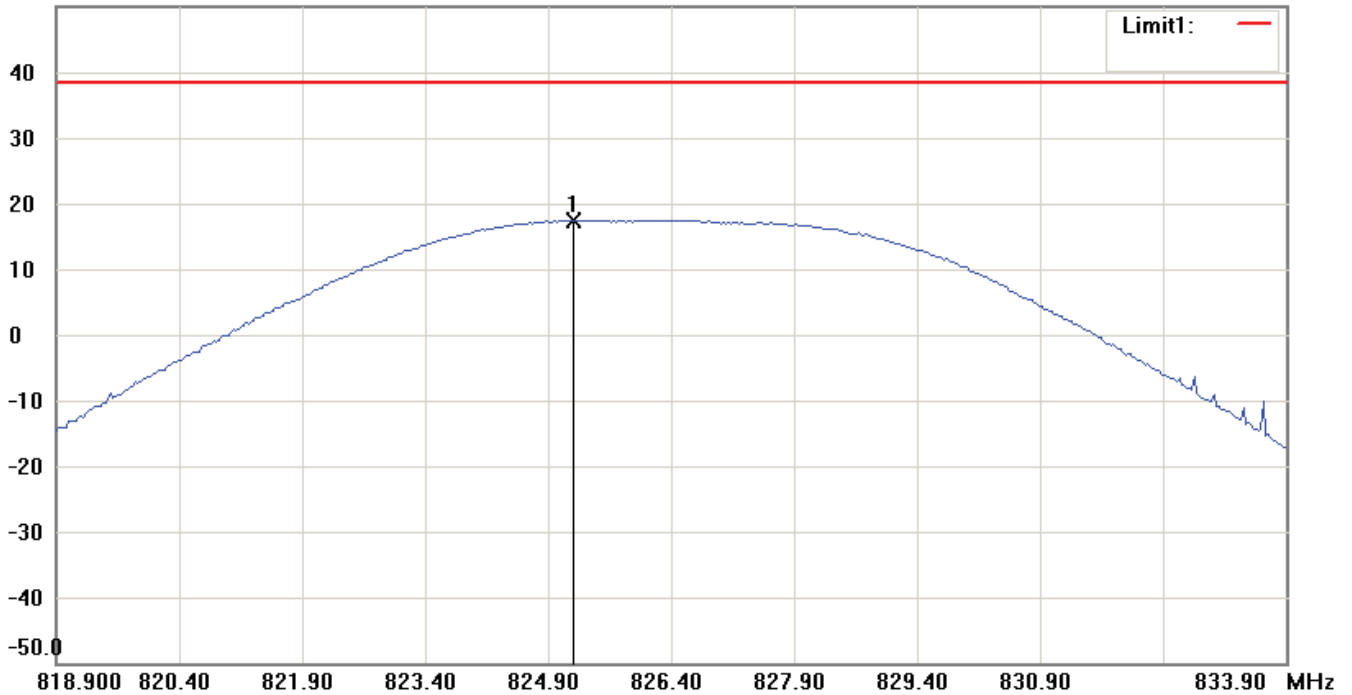
Antenna Polarization H

50.0 dBm




Antenna Polarization V

50.0 dBm



Note:

1. The attached measurement plots are preliminarily pre-scanned with peak detector for determining the final checking frequencies and are for reference only.
2. The some frequencies may exceed the limit line without the specified detectors, but that cannot present the results are failed to the specification of test standard.
3. For corrected test results are listed in the relevant table of radiated test data of this test report.



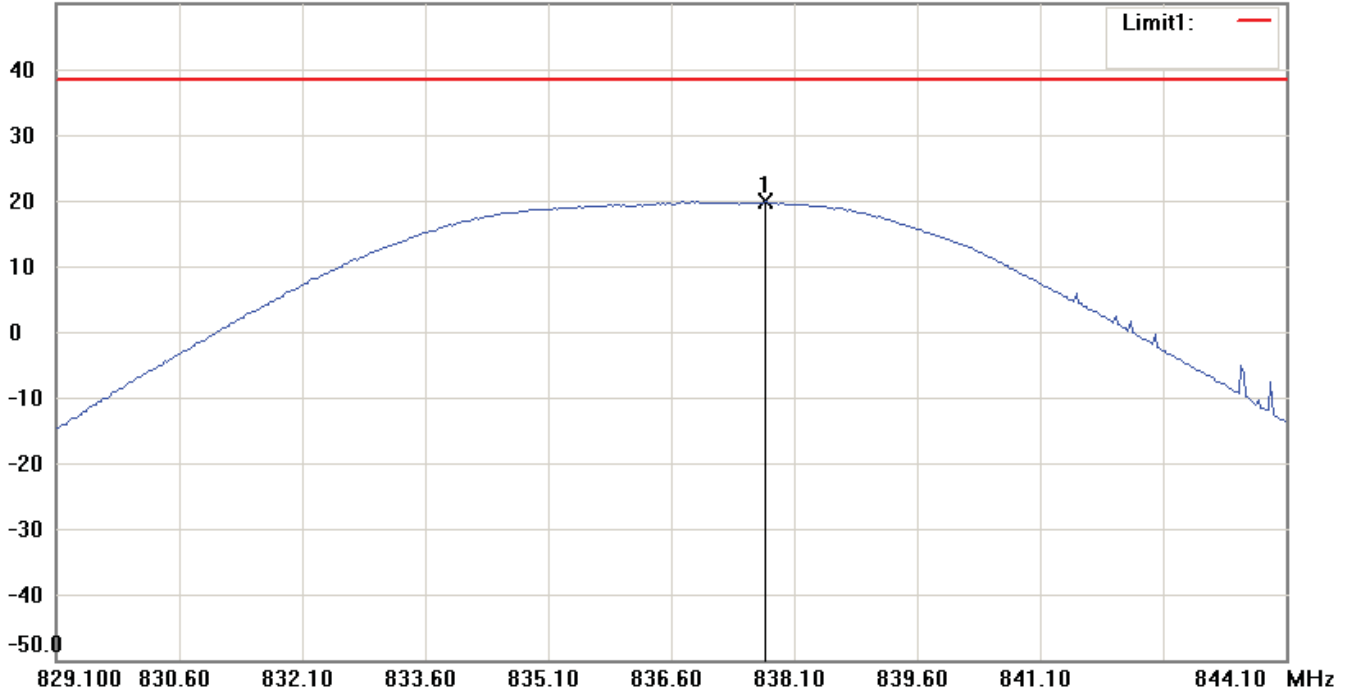
Report Number: W6M21212-12939-P-2224

FCC ID: GX9CTC10523G

Band V_ CH 4183_8.1 V

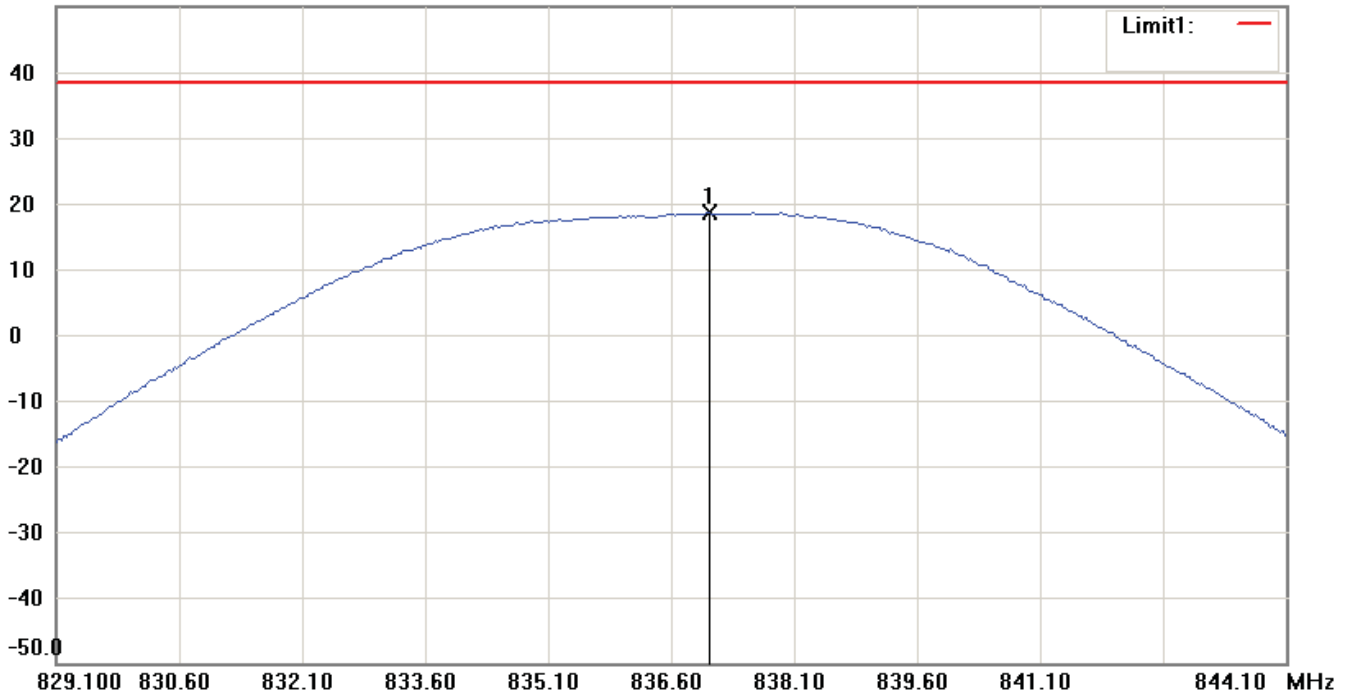
Antenna Polarization H

50.0 dBm




Antenna Polarization V

50.0 dBm



Note:

1. The attached measurement plots are preliminarily pre-scanned with peak detector for determining the final checking frequencies and are for reference only.
2. The some frequencies may exceed the limit line without the specified detectors, but that cannot present the results are failed to the specification of test standard.
3. For corrected test results are listed in the relevant table of radiated test data of this test report.



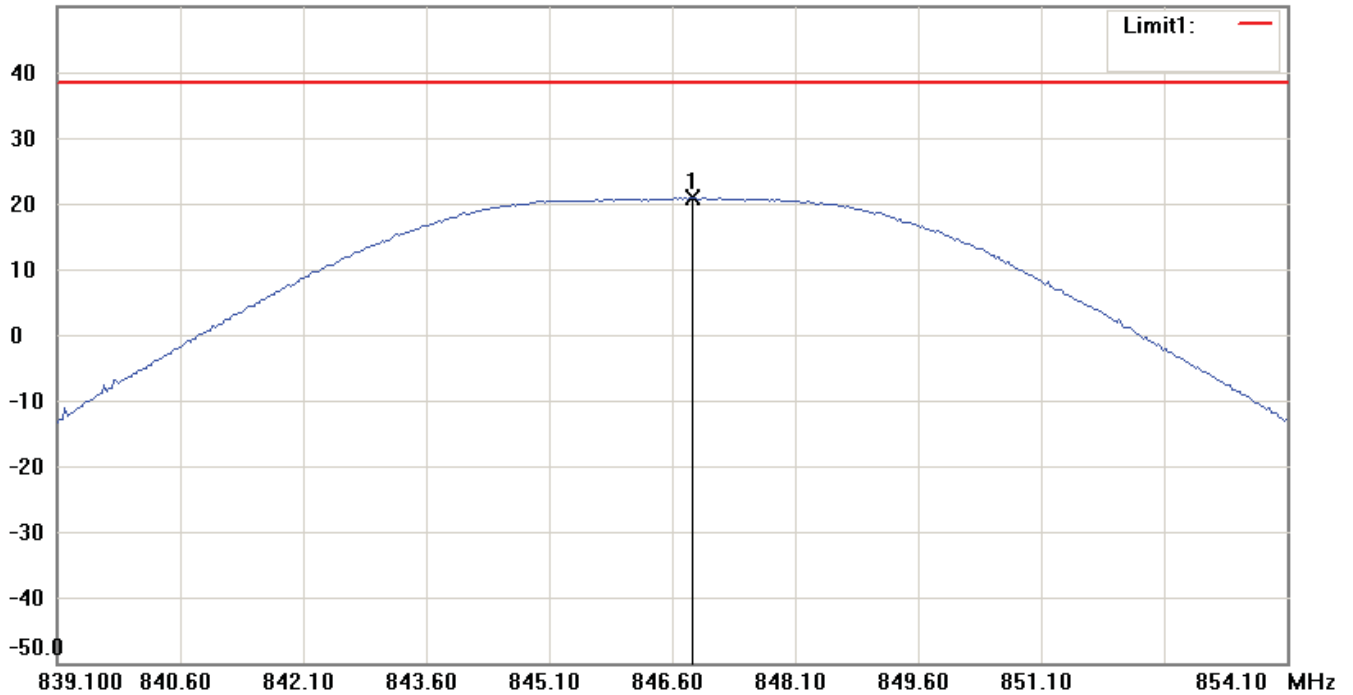
Report Number: W6M21212-12939-P-2224

FCC ID: GX9CTC10523G

Band V_ CH 4233_8.1 V

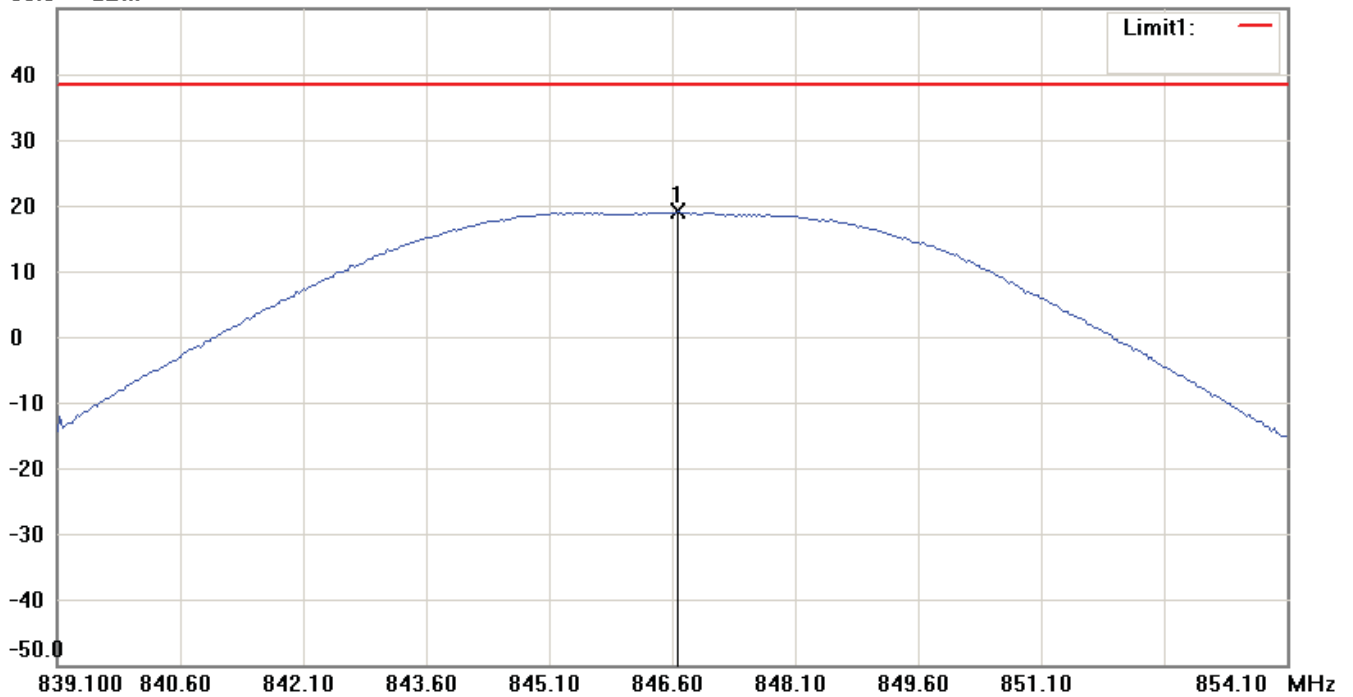
Antenna Polarization H

50.0 dBm




Antenna Polarization V

50.0 dBm



Note:

1. The attached measurement plots are preliminarily pre-scanned with peak detector for determining the final checking frequencies and are for reference only.
2. The some frequencies may exceed the limit line without the specified detectors, but that cannot present the results are failed to the specification of test standard.
3. For corrected test results are listed in the relevant table of radiated test data of this test report.



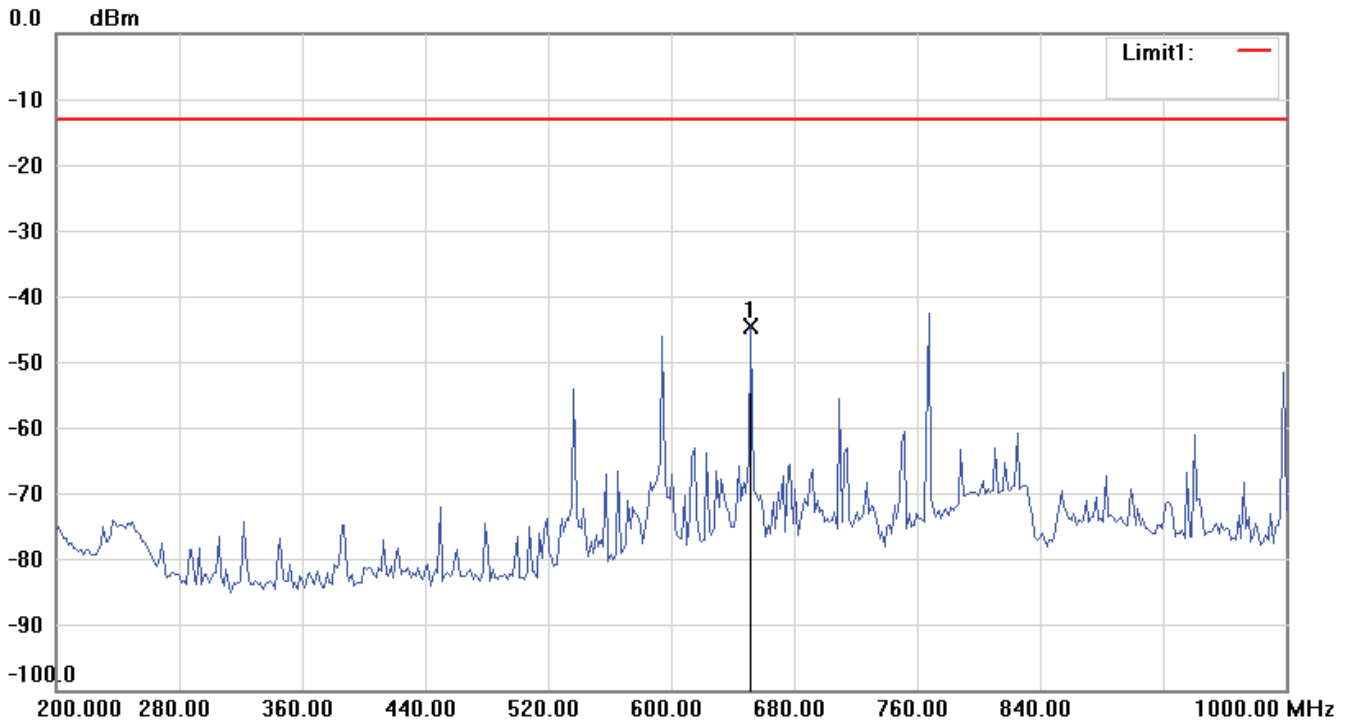
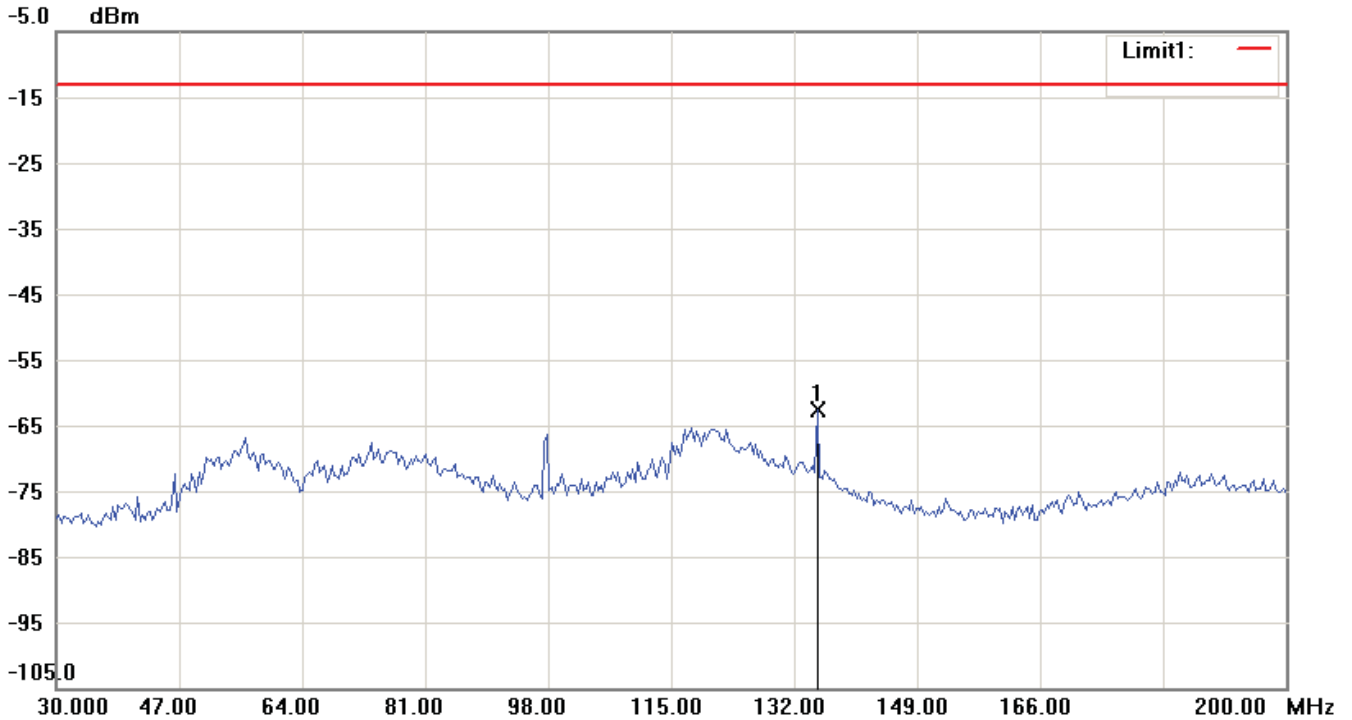
Report Number: W6M21212-12939-P-2224

FCC ID: GX9CTC10523G

Filed Strength of Spurious Emission


850 band_ CH 128_9 V

Antenna Polarization H



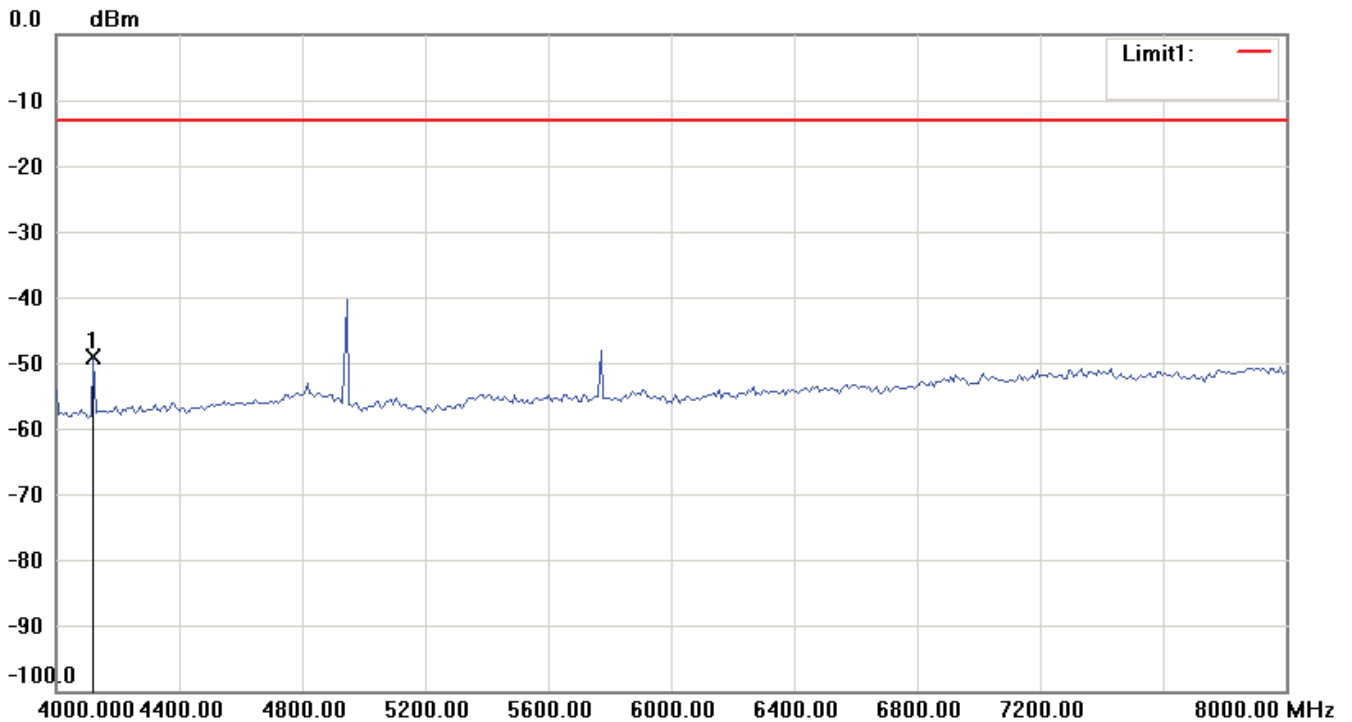
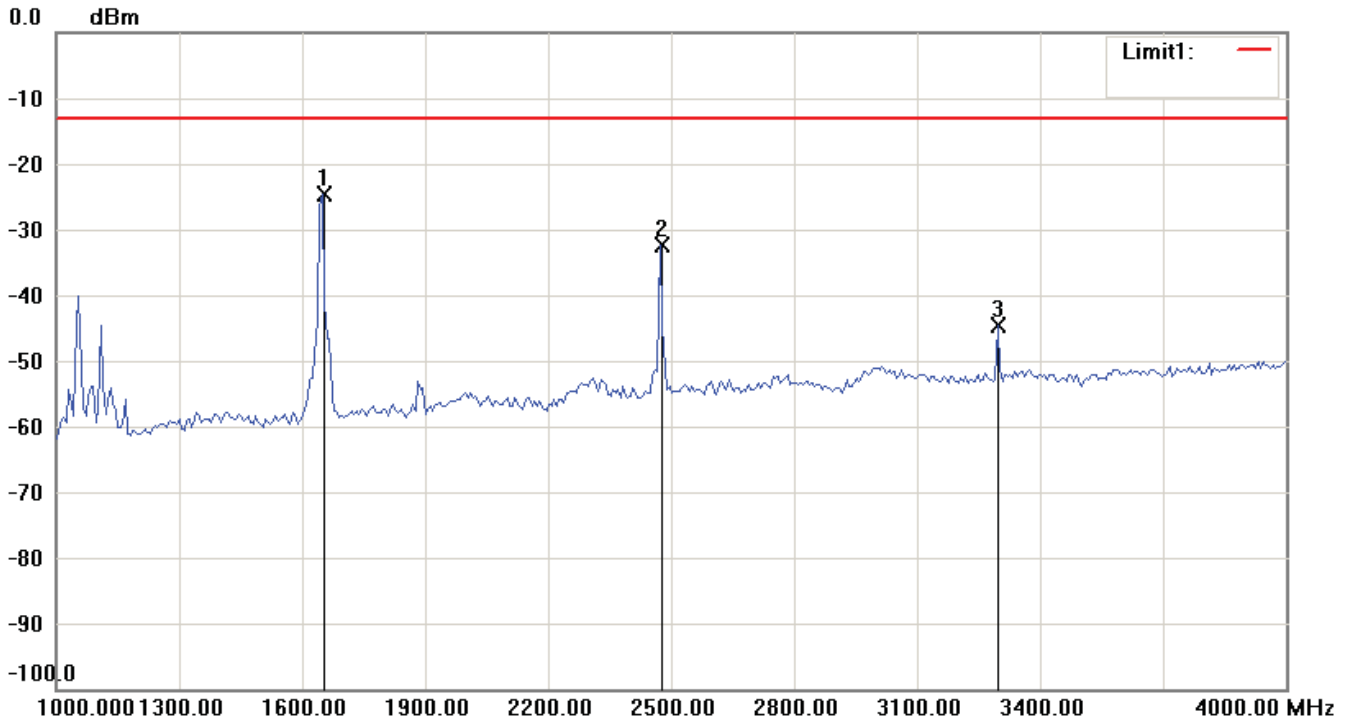
Note:

1. The attached measurement plots are preliminarily pre-scanned with peak detector for determining the final checking frequencies and are for reference only.
2. The some frequencies may exceed the limit line without the specified detectors, but that cannot present the results are failed to the specification of test standard.
3. For corrected test results are listed in the relevant table of radiated test data of this test report.



Report Number: W6M21212-12939-P-2224

FCC ID: GX9CTC10523G



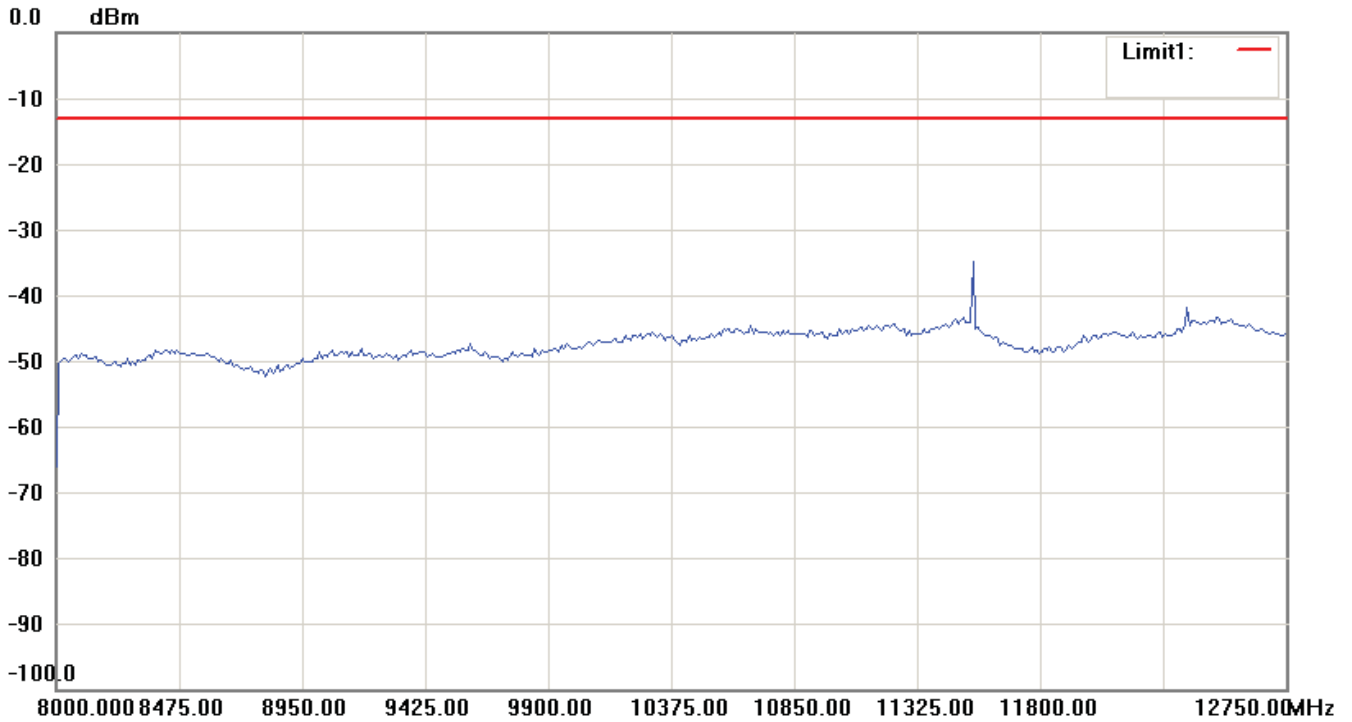
Note:

1. The attached measurement plots are preliminarily pre-scanned with peak detector for determining the final checking frequencies and are for reference only.
2. The some frequencies may exceed the limit line without the specified detectors, but that cannot present the results are failed to the specification of test standard.
3. For corrected test results are listed in the relevant table of radiated test data of this test report.

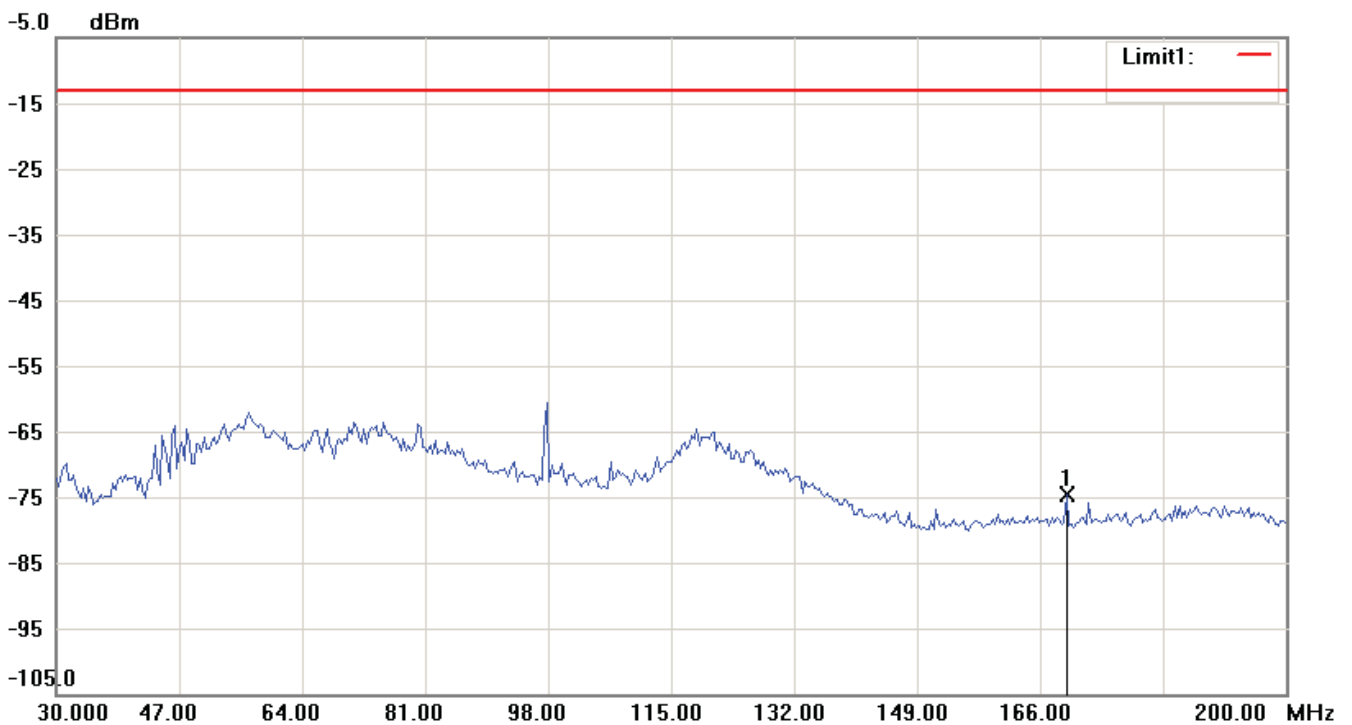


Report Number: W6M21212-12939-P-2224

FCC ID: GX9CTC10523G




Antenna Polarization V



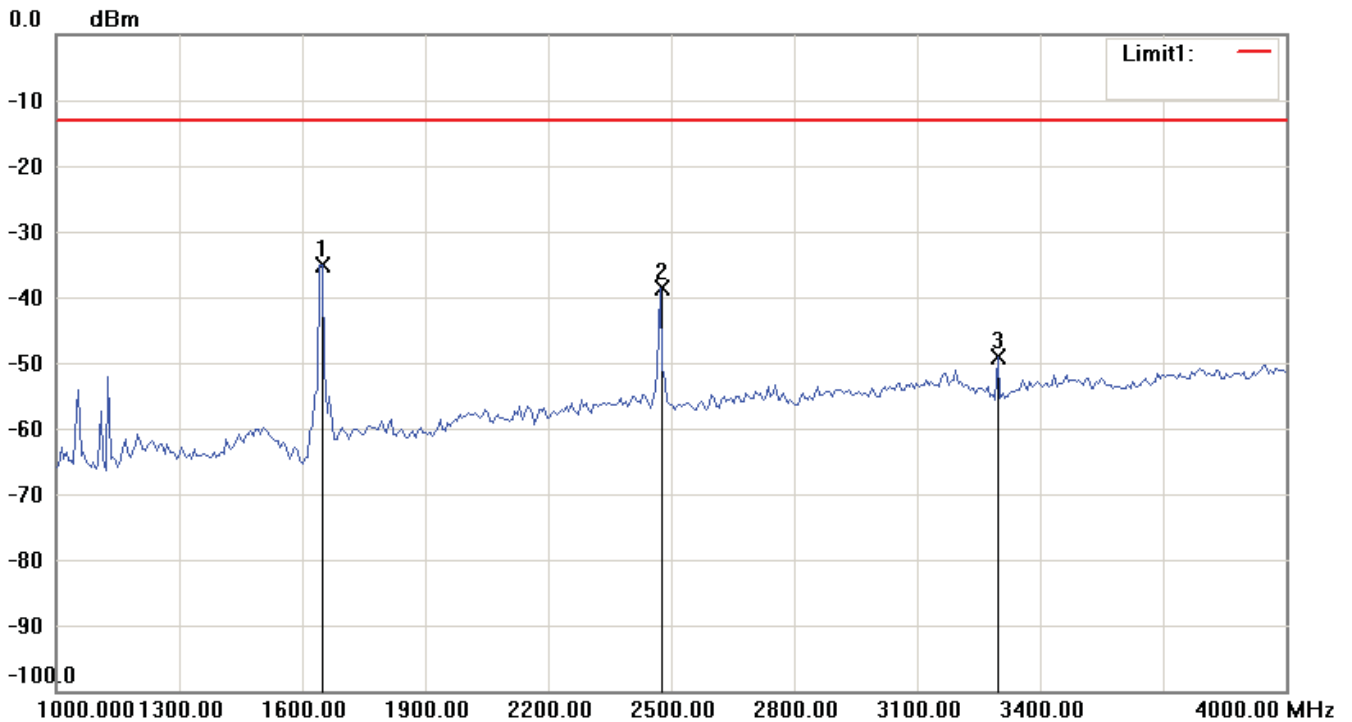
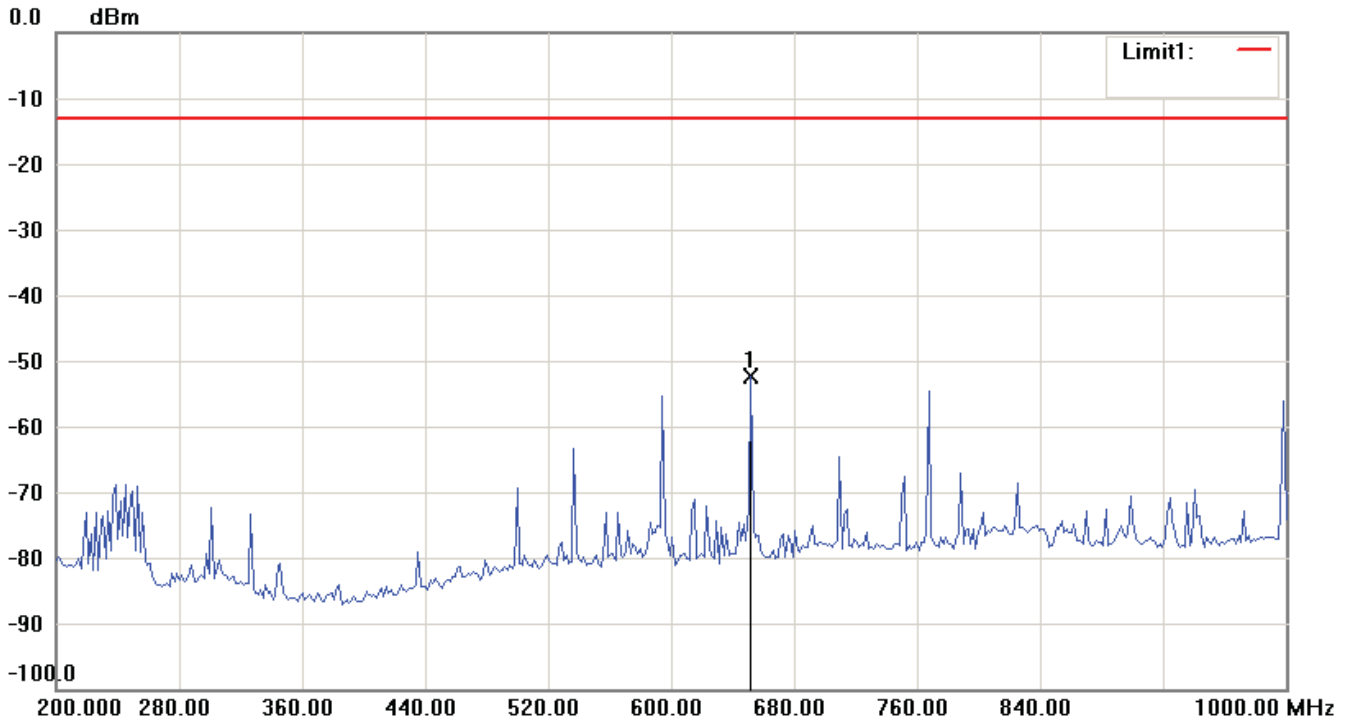
Note:

1. The attached measurement plots are preliminarily pre-scanned with peak detector for determining the final checking frequencies and are for reference only.
2. The some frequencies may exceed the limit line without the specified detectors, but that cannot present the results are failed to the specification of test standard.
3. For corrected test results are listed in the relevant table of radiated test data of this test report.



Report Number: W6M21212-12939-P-2224

FCC ID: GX9CTC10523G



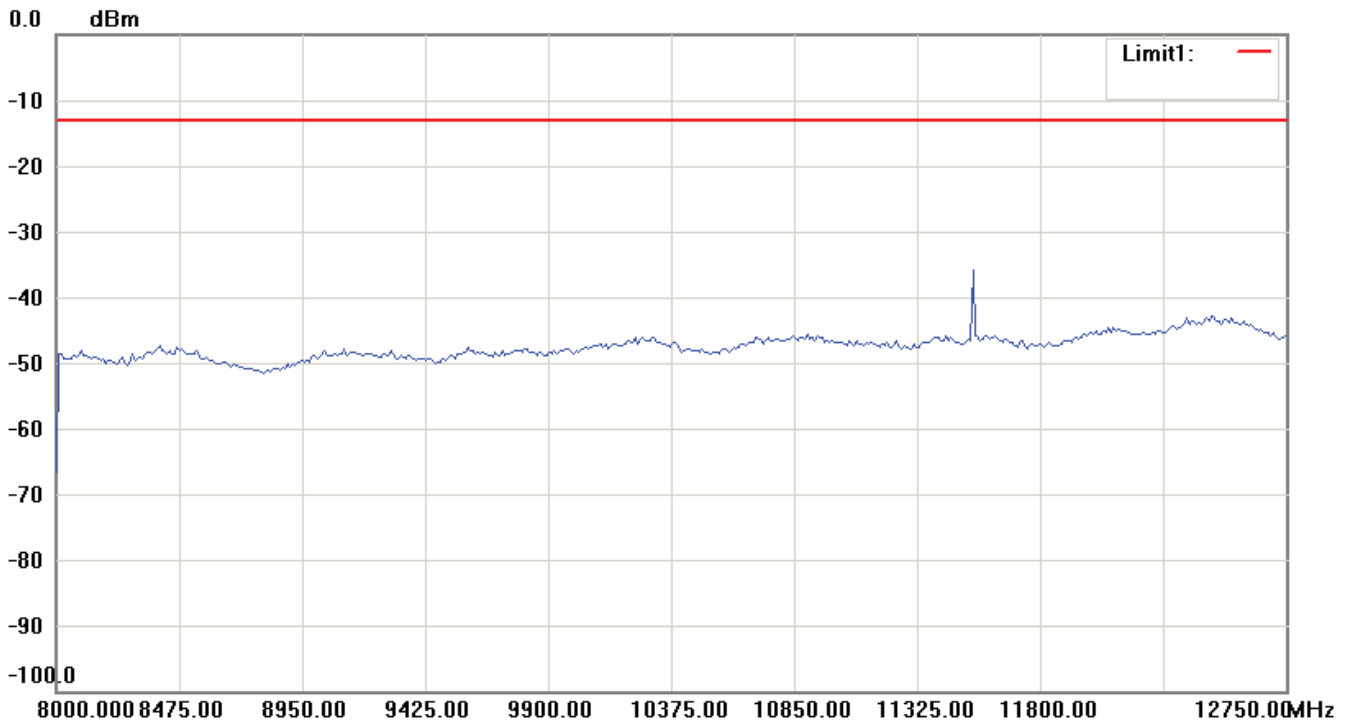
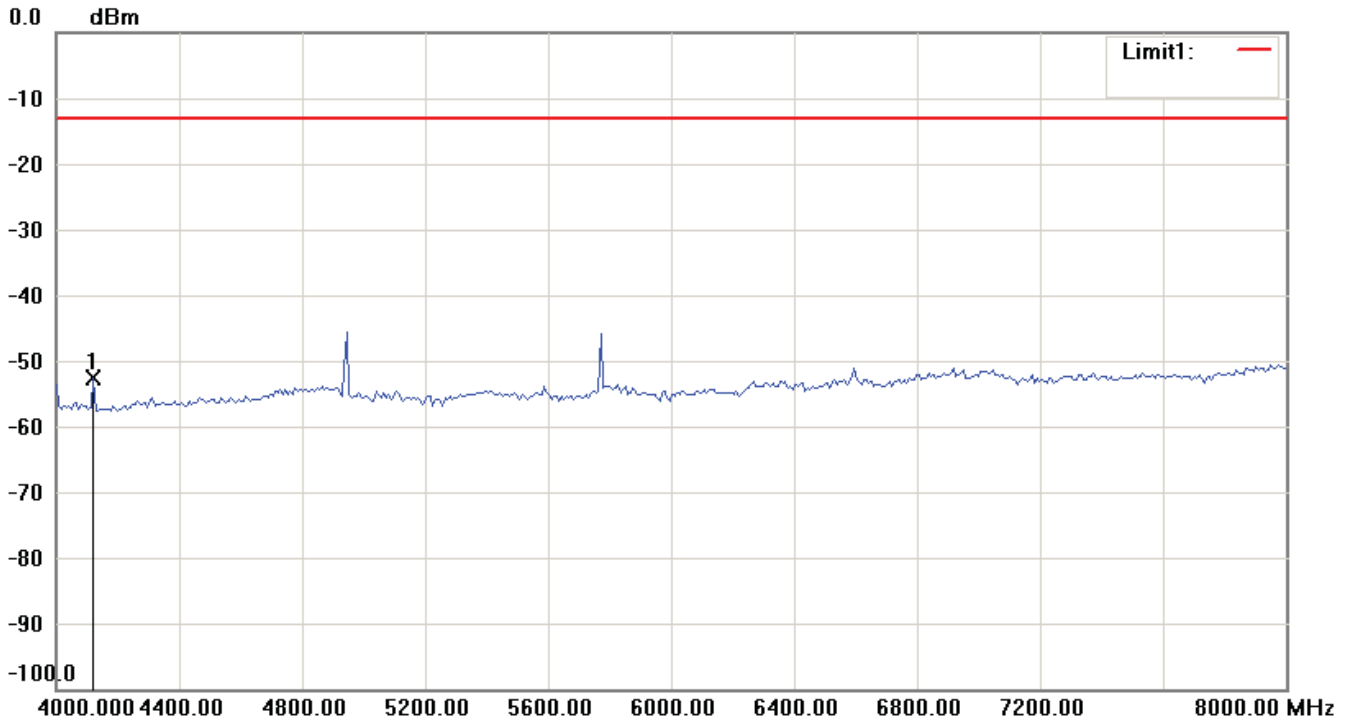
Note:

1. The attached measurement plots are preliminarily pre-scanned with peak detector for determining the final checking frequencies and are for reference only.
2. The some frequencies may exceed the limit line without the specified detectors, but that cannot present the results are failed to the specification of test standard.
3. For corrected test results are listed in the relevant table of radiated test data of this test report.



Report Number: W6M21212-12939-P-2224

FCC ID: GX9CTC10523G



Note:

1. The attached measurement plots are preliminarily pre-scanned with peak detector for determining the final checking frequencies and are for reference only.
2. The some frequencies may exceed the limit line without the specified detectors, but that cannot present the results are failed to the specification of test standard.
3. For corrected test results are listed in the relevant table of radiated test data of this test report.



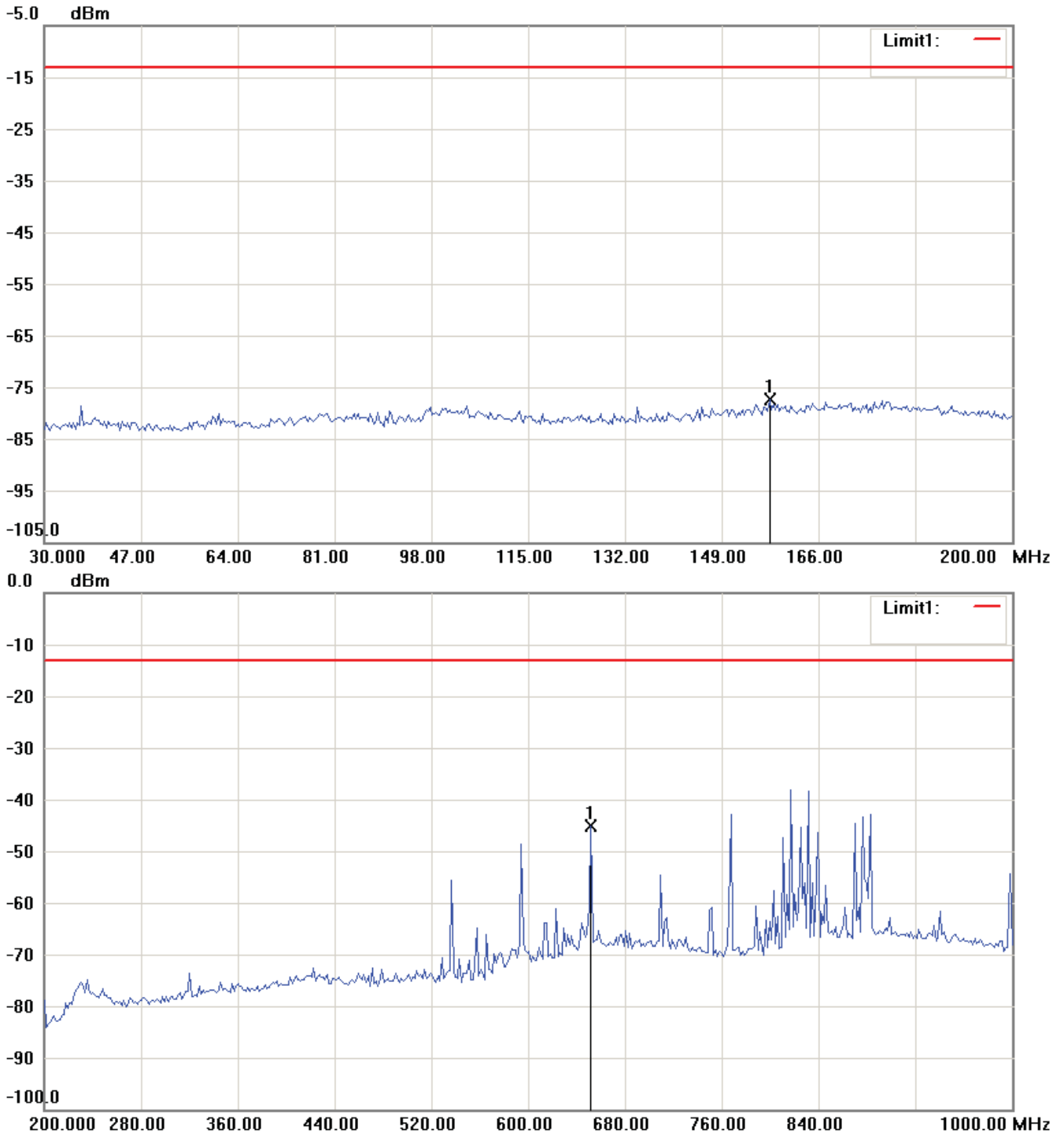
Worldwide Testing Services(Taiwan) Co., Ltd.

Report Number: W6M21212-12939-P-2224

FCC ID: GX9CTC10523G


850 band_ CH 128_8.1 V

Antenna Polarization H



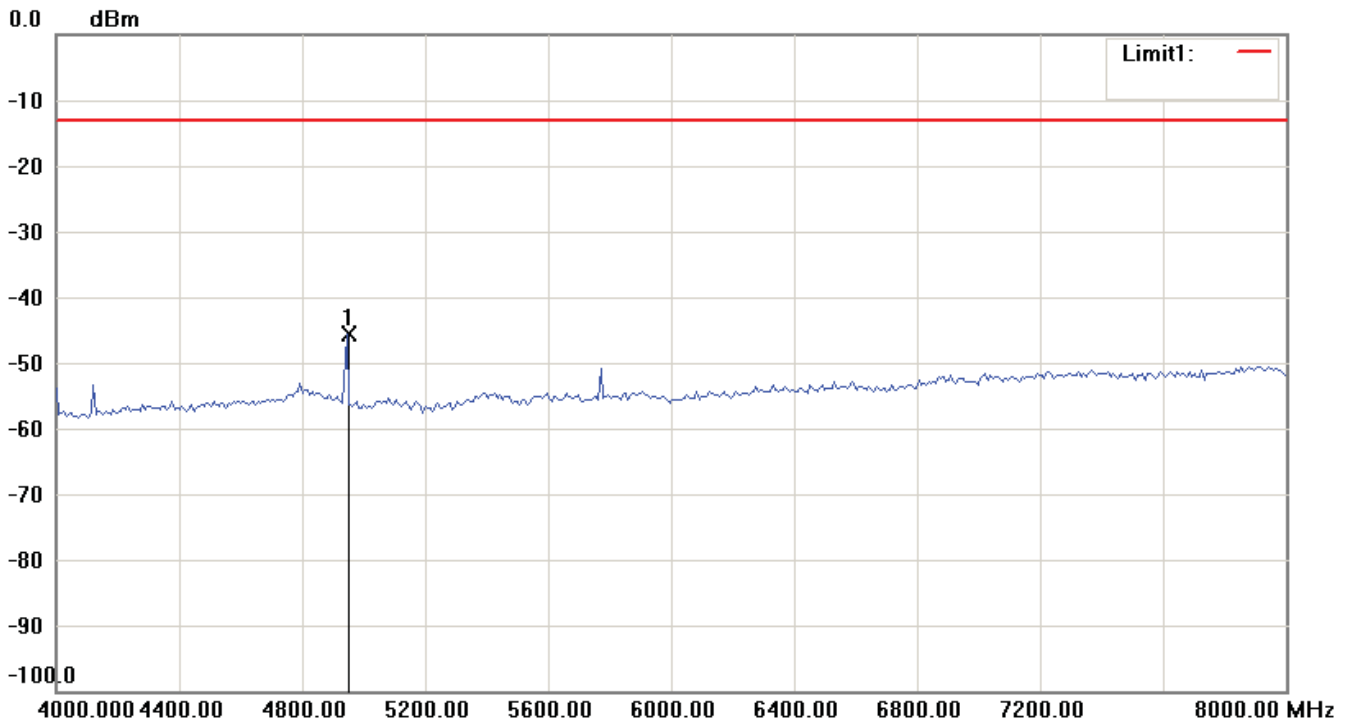
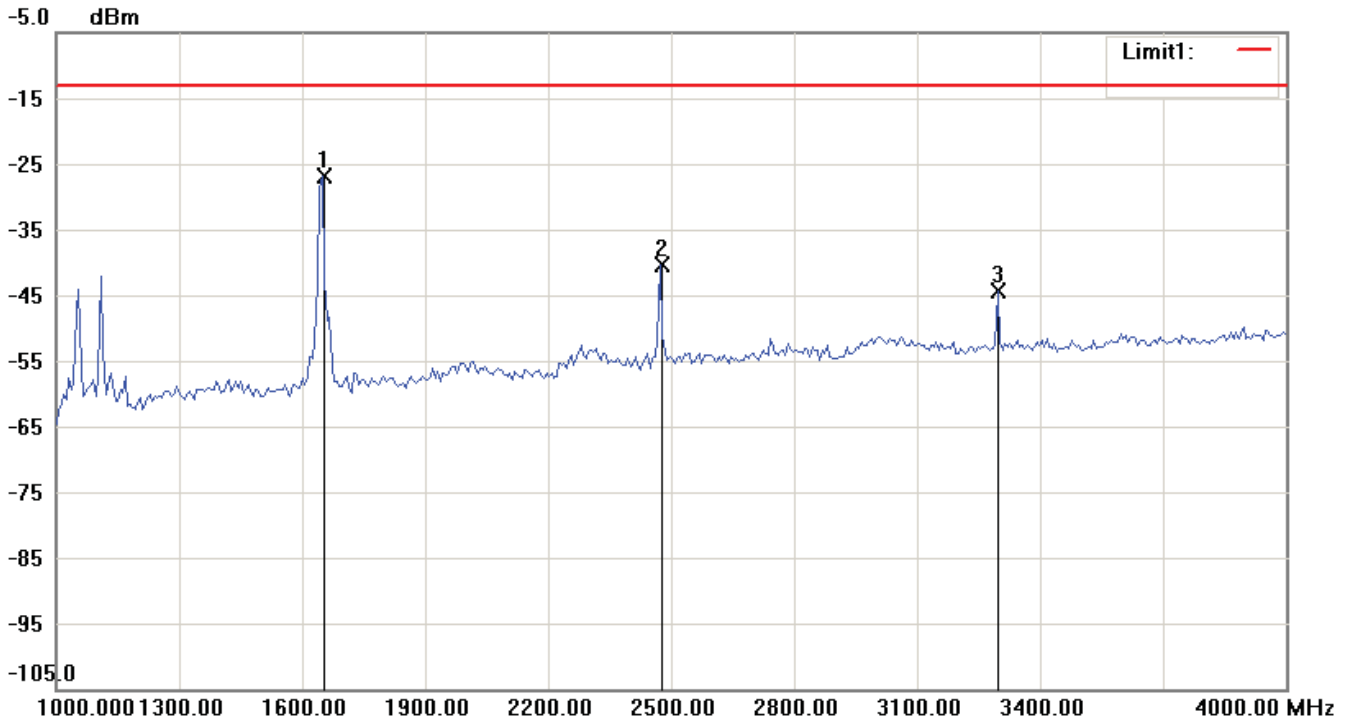
Note:

1. The attached measurement plots are preliminarily pre-scanned with peak detector for determining the final checking frequencies and are for reference only.
2. The some frequencies may exceed the limit line without the specified detectors, but that cannot present the results are failed to the specification of test standard.
3. For corrected test results are listed in the relevant table of radiated test data of this test report.




Report Number: W6M21212-12939-P-2224

FCC ID: GX9CTC10523G



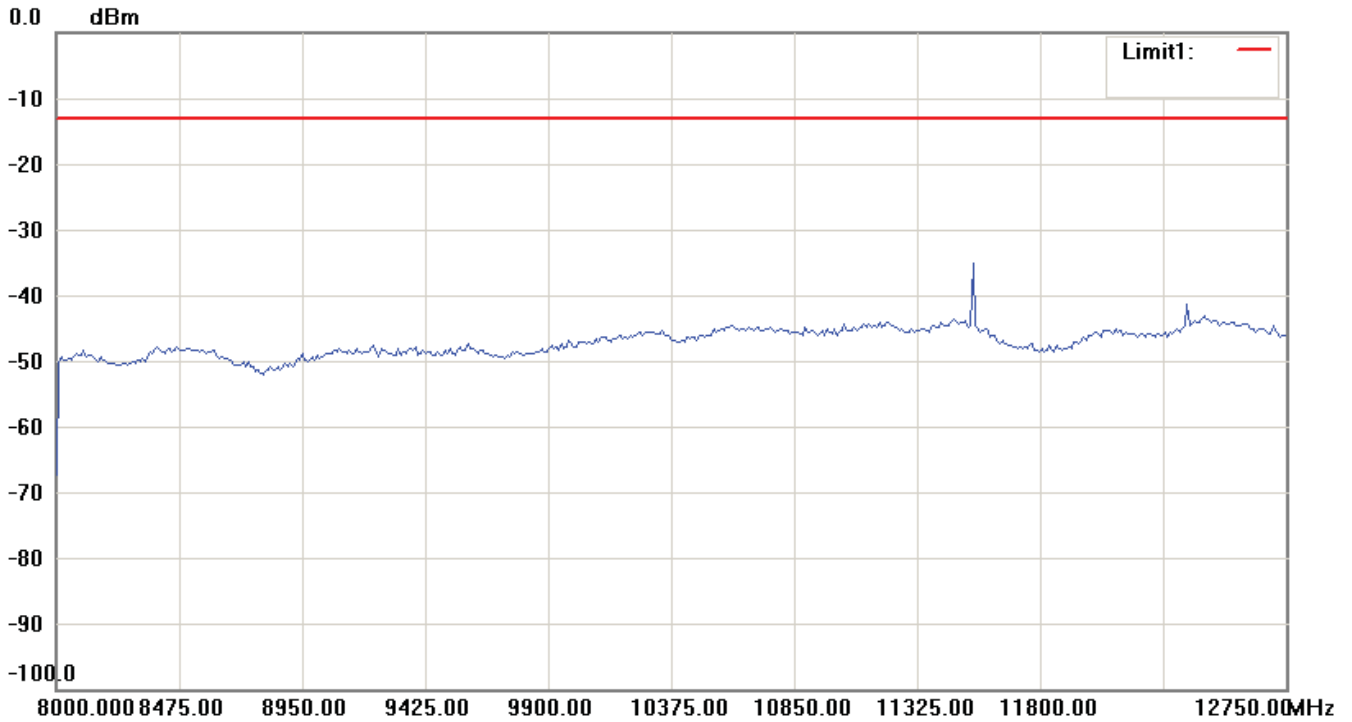
Note:

1. The attached measurement plots are preliminarily pre-scanned with peak detector for determining the final checking frequencies and are for reference only.
2. The some frequencies may exceed the limit line without the specified detectors, but that cannot present the results are failed to the specification of test standard.
3. For corrected test results are listed in the relevant table of radiated test data of this test report.

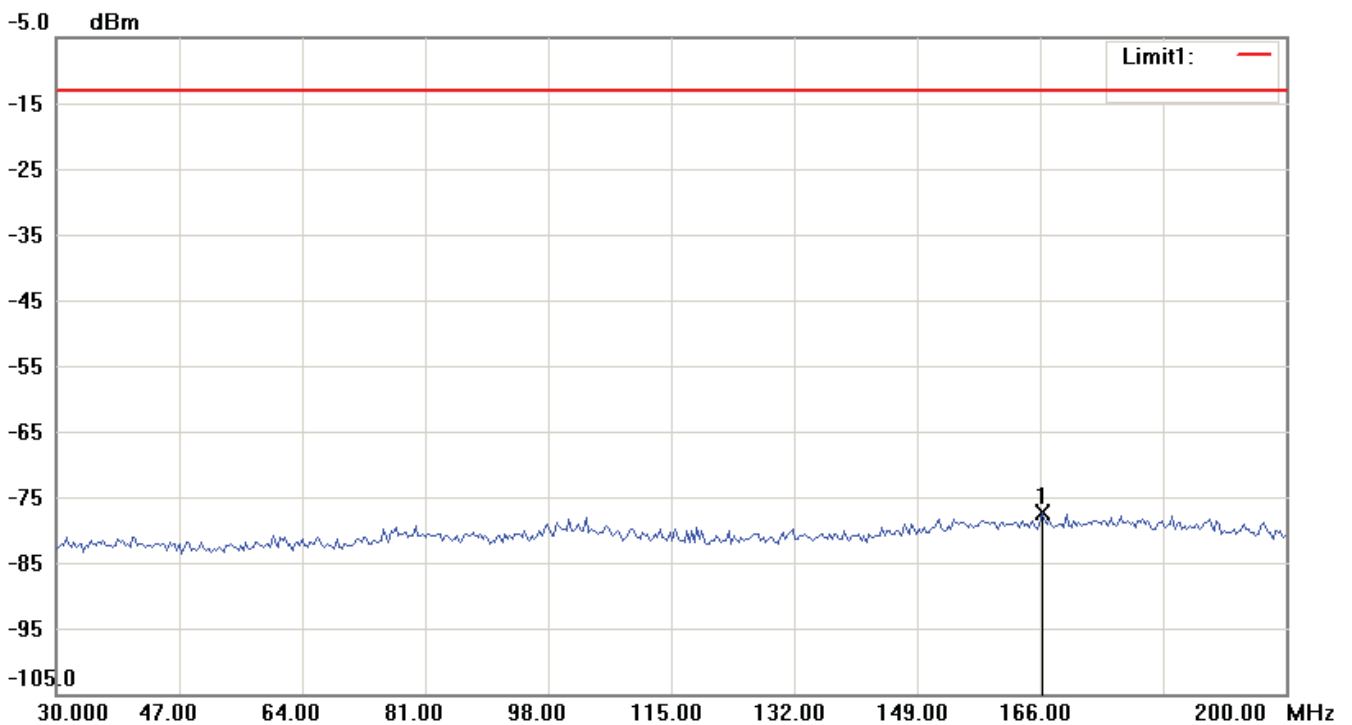


Report Number: W6M21212-12939-P-2224

FCC ID: GX9CTC10523G




Antenna Polarization V



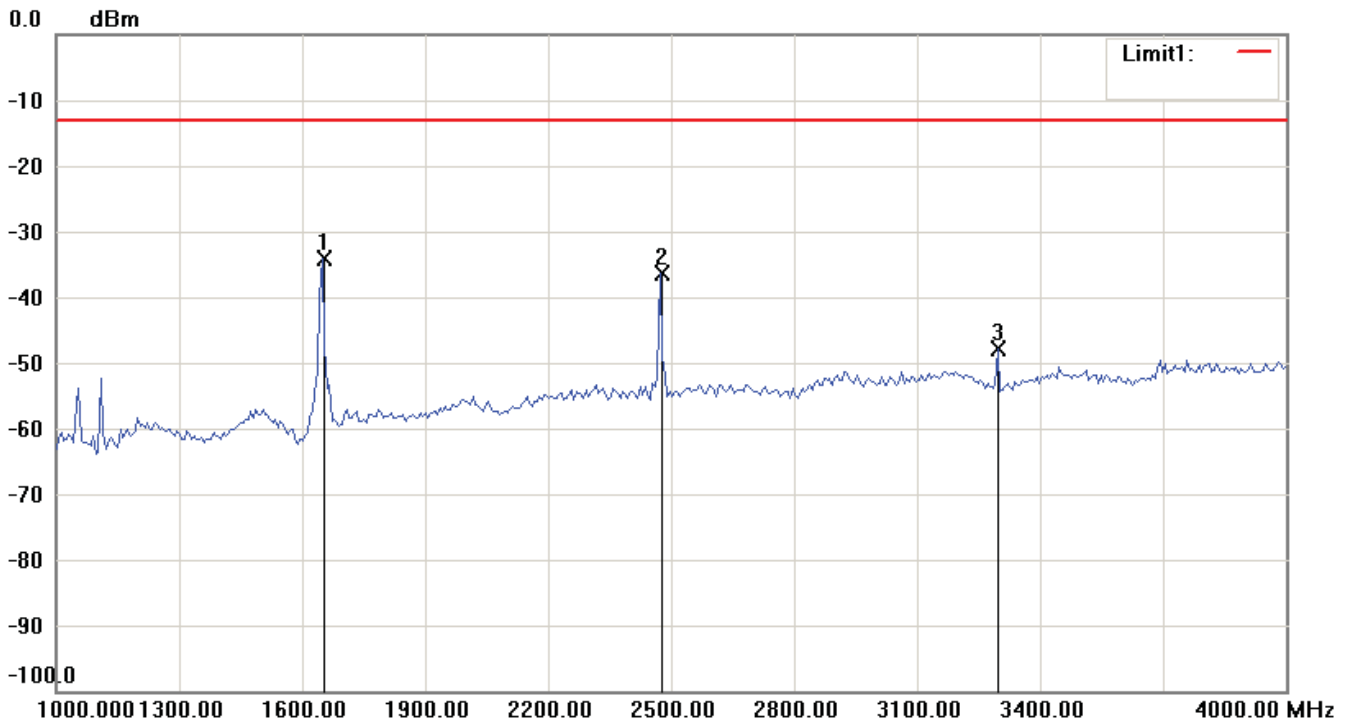
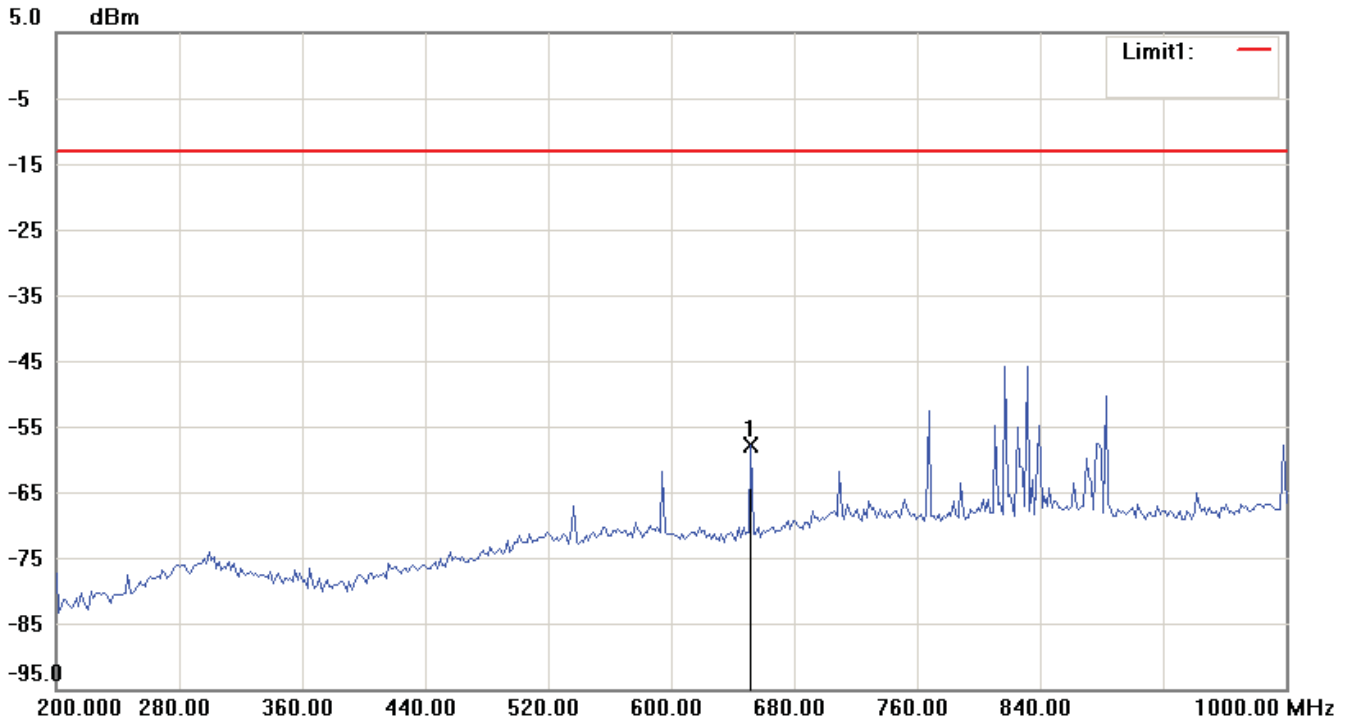
Note:

1. The attached measurement plots are preliminarily pre-scanned with peak detector for determining the final checking frequencies and are for reference only.
2. The some frequencies may exceed the limit line without the specified detectors, but that cannot present the results are failed to the specification of test standard.
3. For corrected test results are listed in the relevant table of radiated test data of this test report.




Report Number: W6M21212-12939-P-2224

FCC ID: GX9CTC10523G



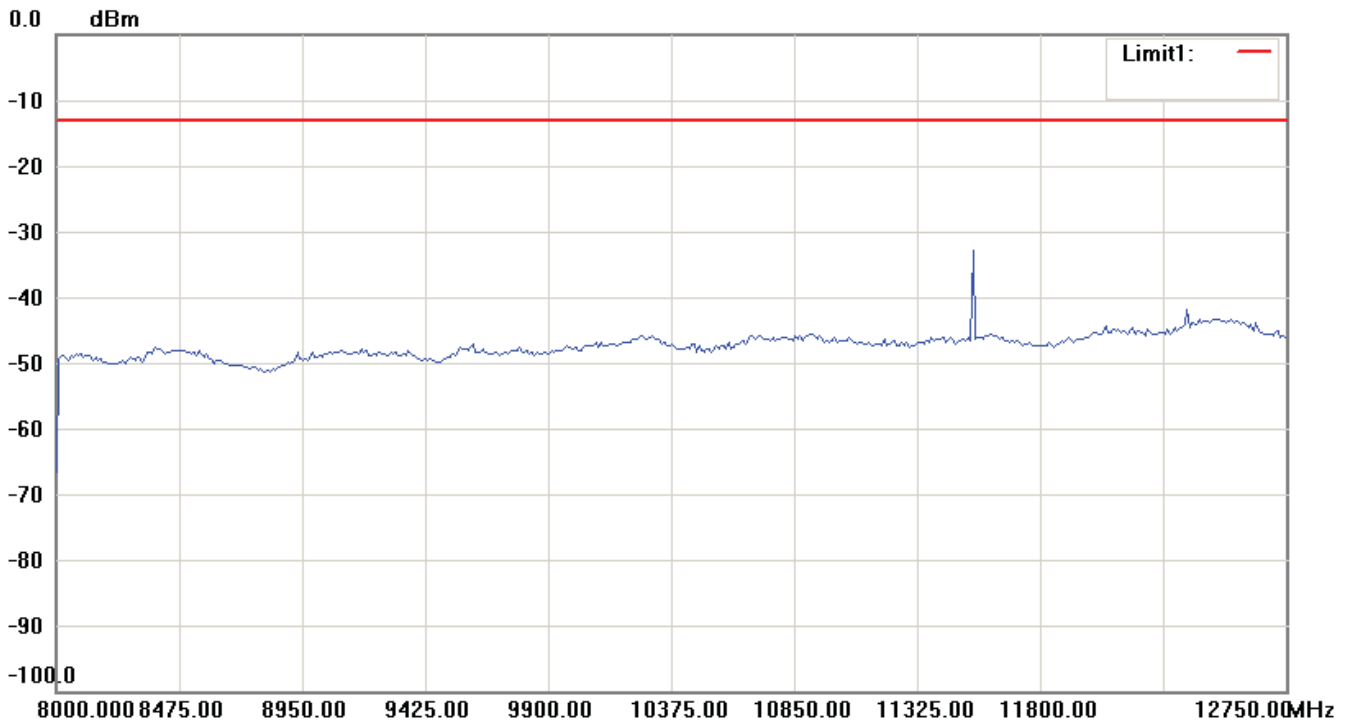
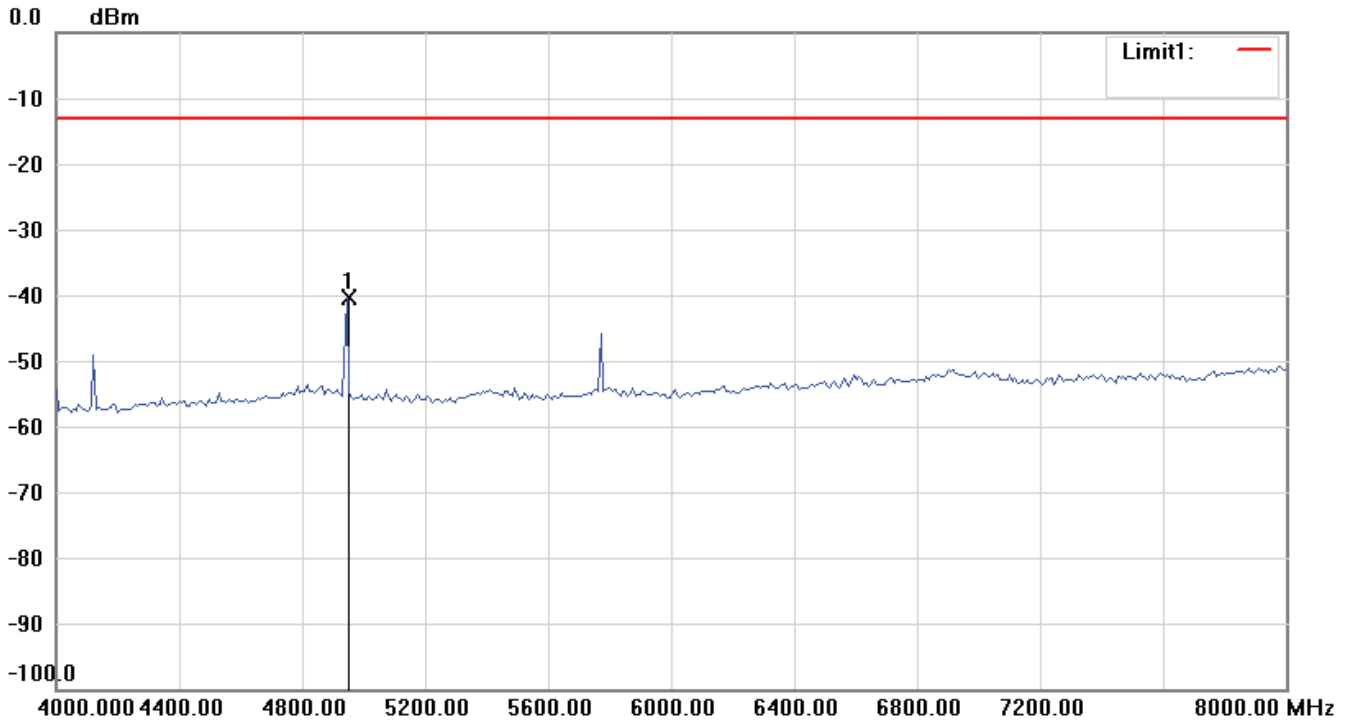
Note:

1. The attached measurement plots are preliminarily pre-scanned with peak detector for determining the final checking frequencies and are for reference only.
2. The some frequencies may exceed the limit line without the specified detectors, but that cannot present the results are failed to the specification of test standard.
3. For corrected test results are listed in the relevant table of radiated test data of this test report.



Report Number: W6M21212-12939-P-2224

FCC ID: GX9CTC10523G



Note:

1. The attached measurement plots are preliminarily pre-scanned with peak detector for determining the final checking frequencies and are for reference only.
2. The some frequencies may exceed the limit line without the specified detectors, but that cannot present the results are failed to the specification of test standard.
3. For corrected test results are listed in the relevant table of radiated test data of this test report.



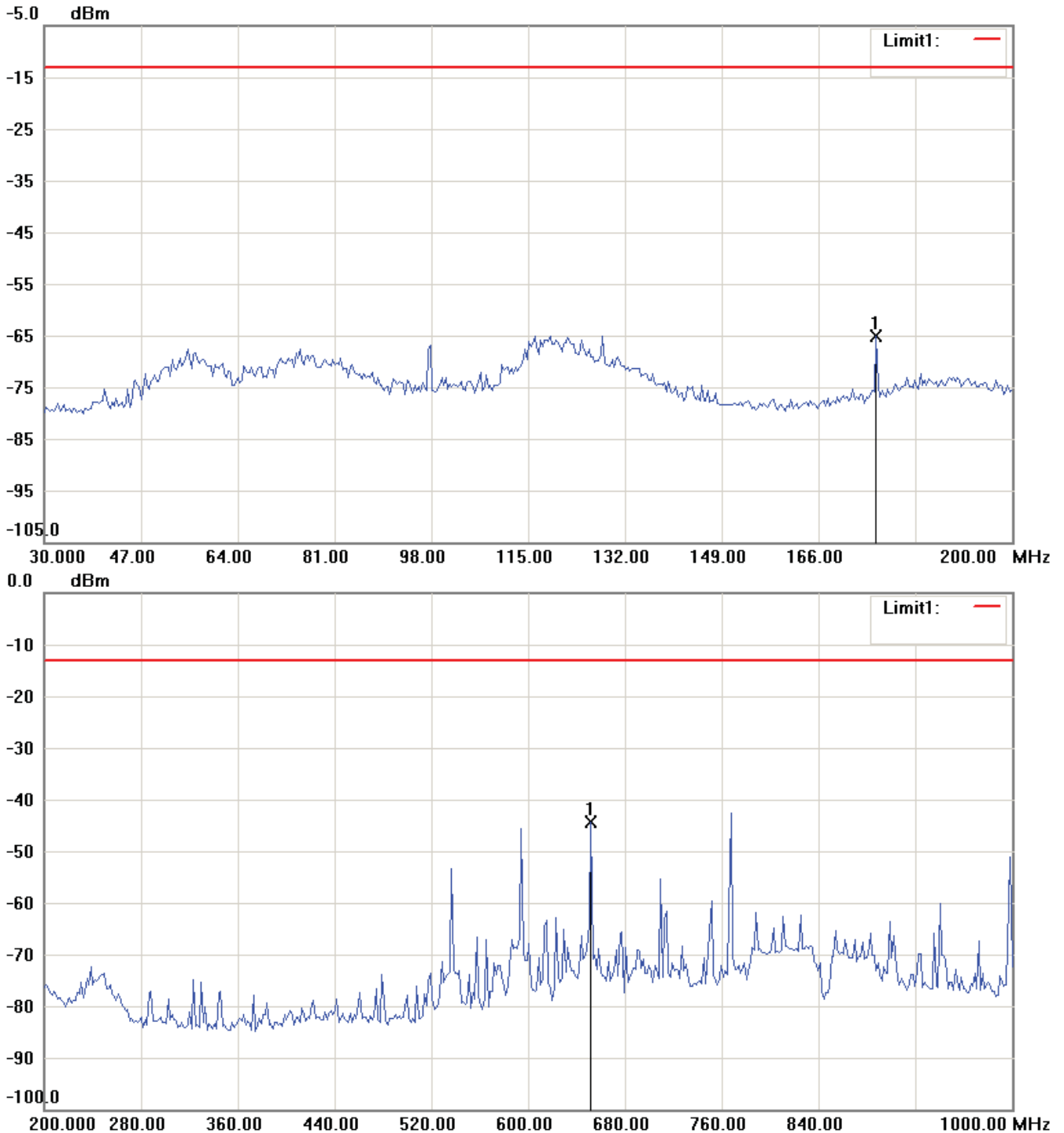
Worldwide Testing Services(Taiwan) Co., Ltd.

Report Number: W6M21212-12939-P-2224

FCC ID: GX9CTC10523G


850 band_ CH 188_9 V

Antenna Polarization H



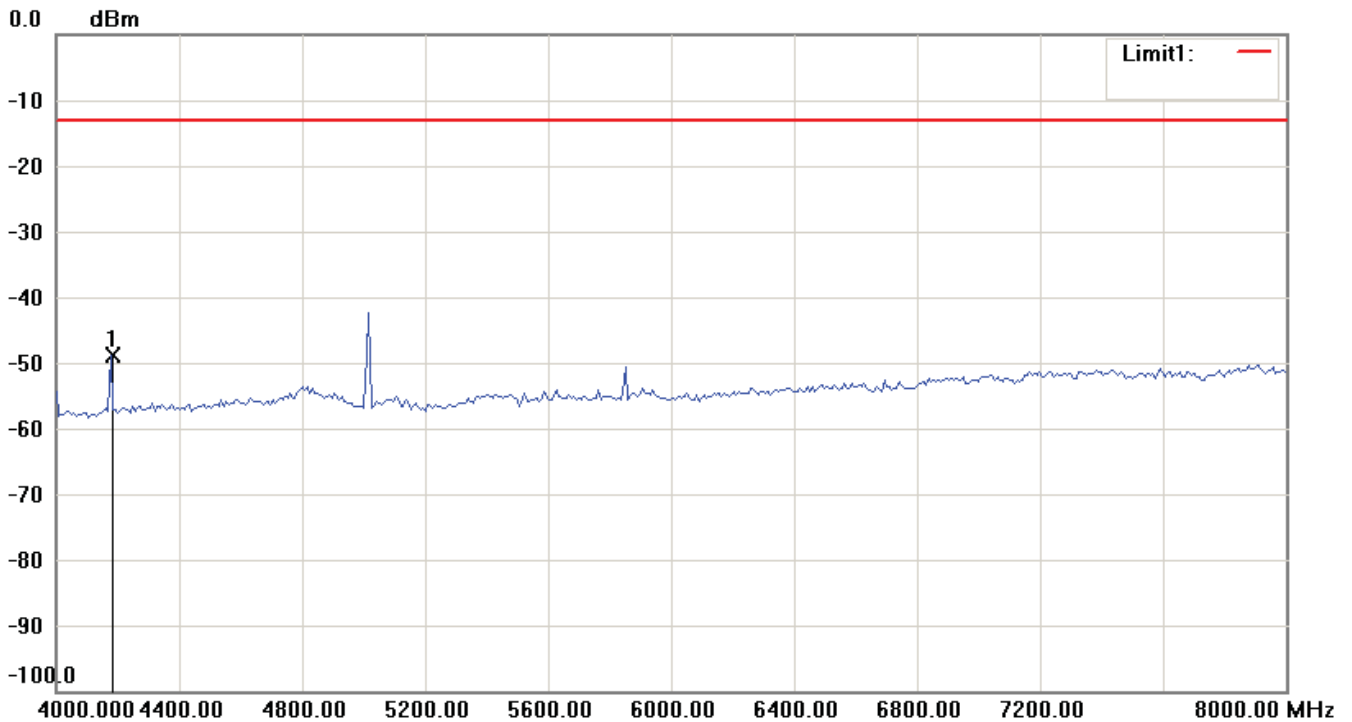
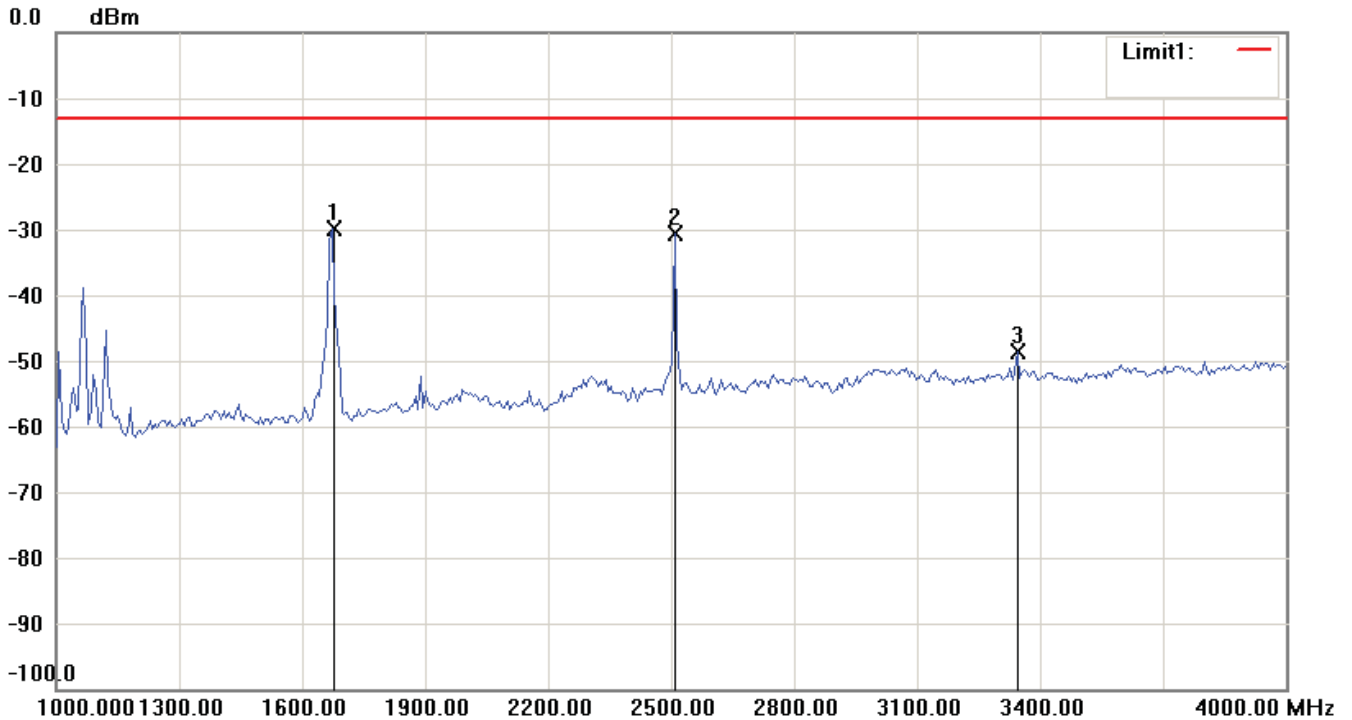
Note:

1. The attached measurement plots are preliminarily pre-scanned with peak detector for determining the final checking frequencies and are for reference only.
2. The some frequencies may exceed the limit line without the specified detectors, but that cannot present the results are failed to the specification of test standard.
3. For corrected test results are listed in the relevant table of radiated test data of this test report.



Report Number: W6M21212-12939-P-2224

FCC ID: GX9CTC10523G



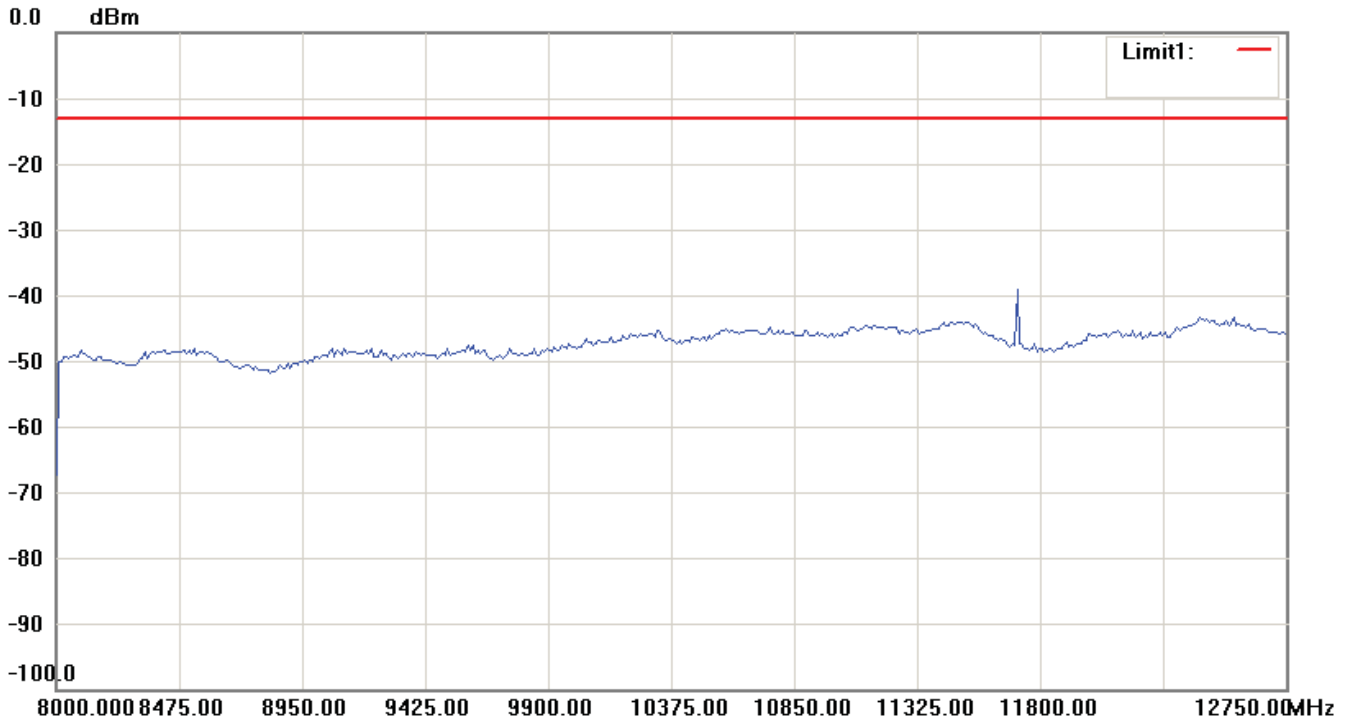
Note:

1. The attached measurement plots are preliminarily pre-scanned with peak detector for determining the final checking frequencies and are for reference only.
2. The some frequencies may exceed the limit line without the specified detectors, but that cannot present the results are failed to the specification of test standard.
3. For corrected test results are listed in the relevant table of radiated test data of this test report.

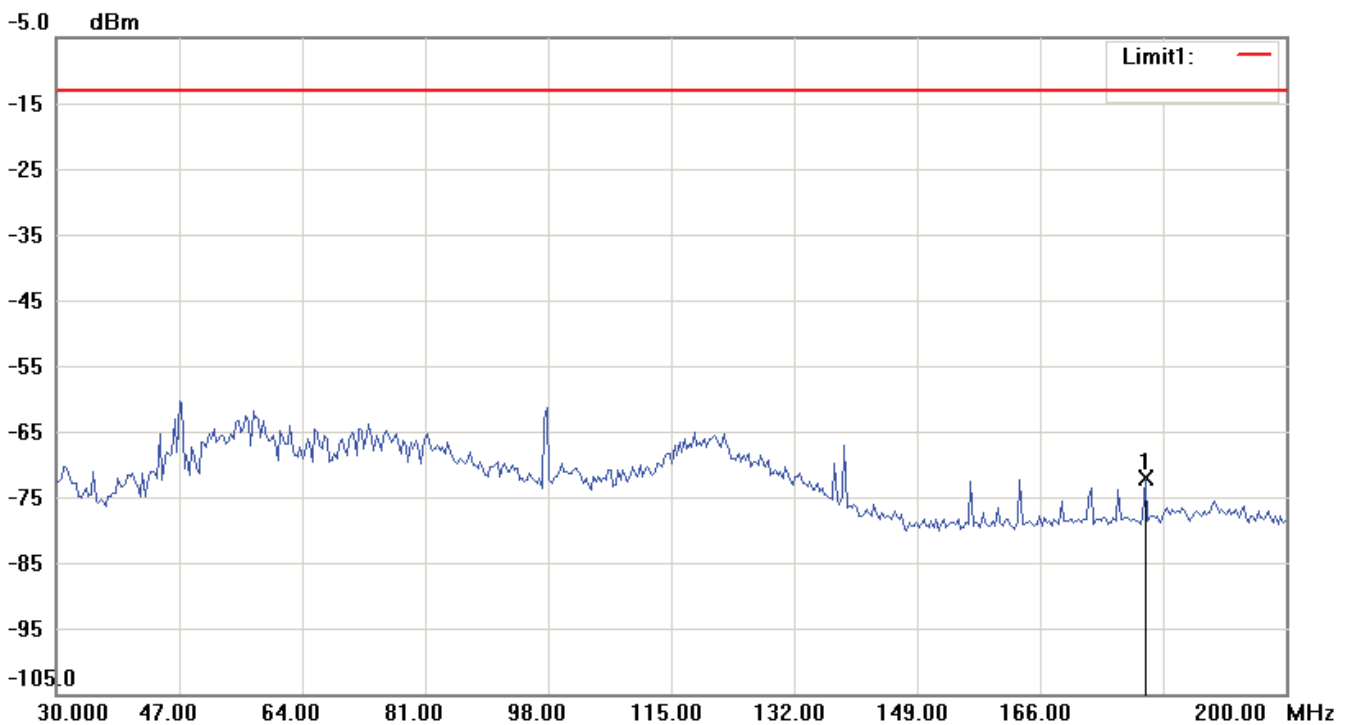


Report Number: W6M21212-12939-P-2224

FCC ID: GX9CTC10523G




Antenna Polarization V



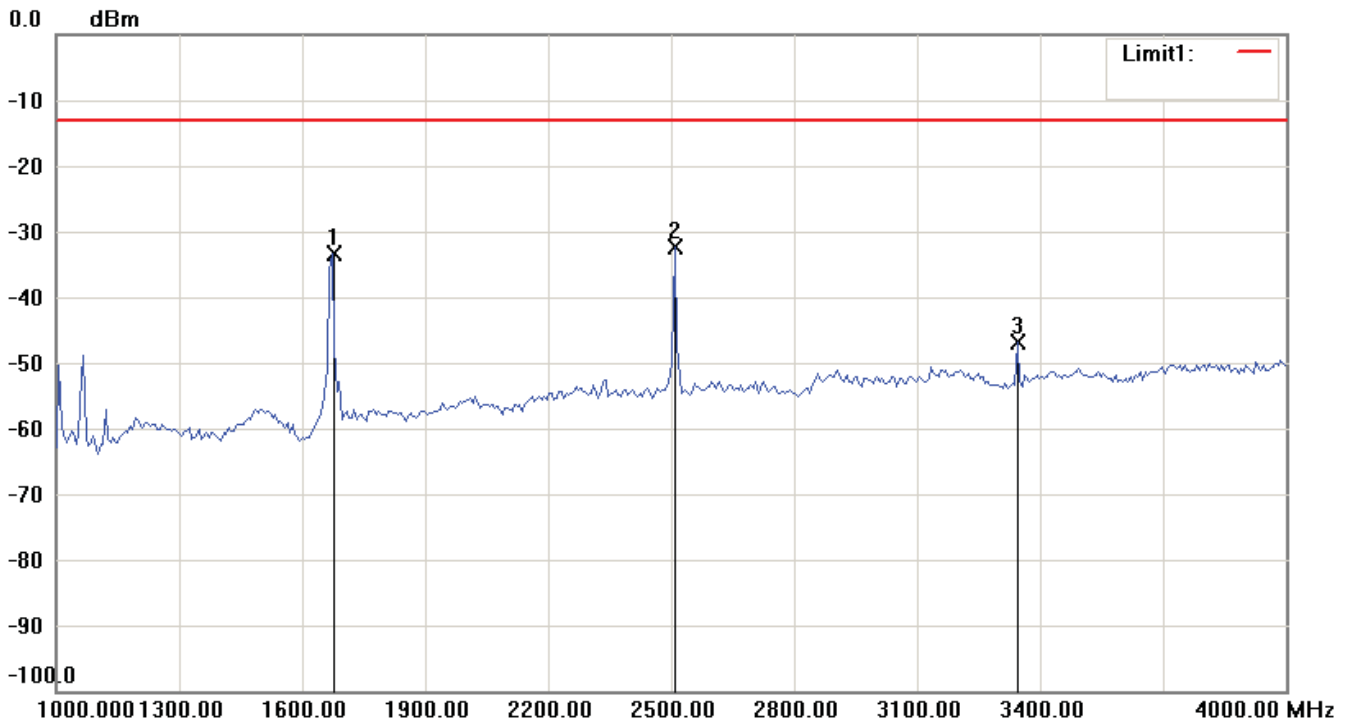
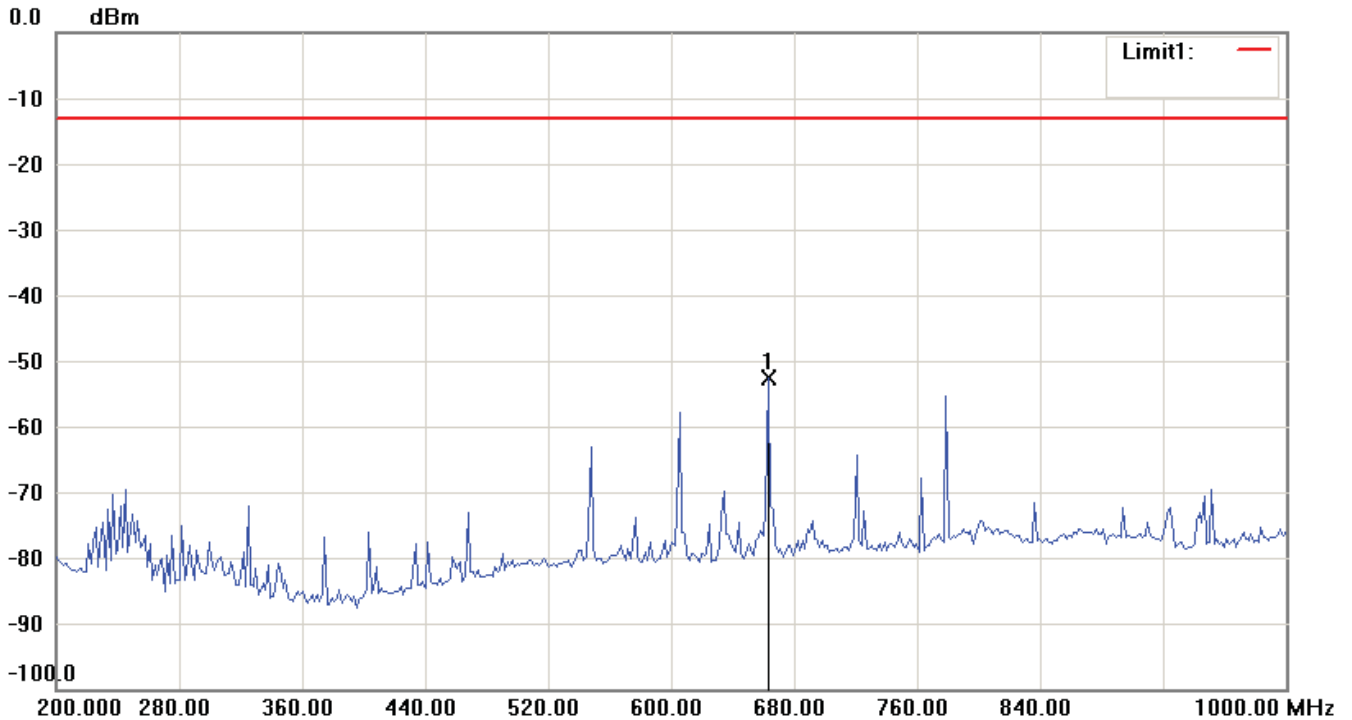
Note:

1. The attached measurement plots are preliminarily pre-scanned with peak detector for determining the final checking frequencies and are for reference only.
2. The some frequencies may exceed the limit line without the specified detectors, but that cannot present the results are failed to the specification of test standard.
3. For corrected test results are listed in the relevant table of radiated test data of this test report.




Report Number: W6M21212-12939-P-2224

FCC ID: GX9CTC10523G



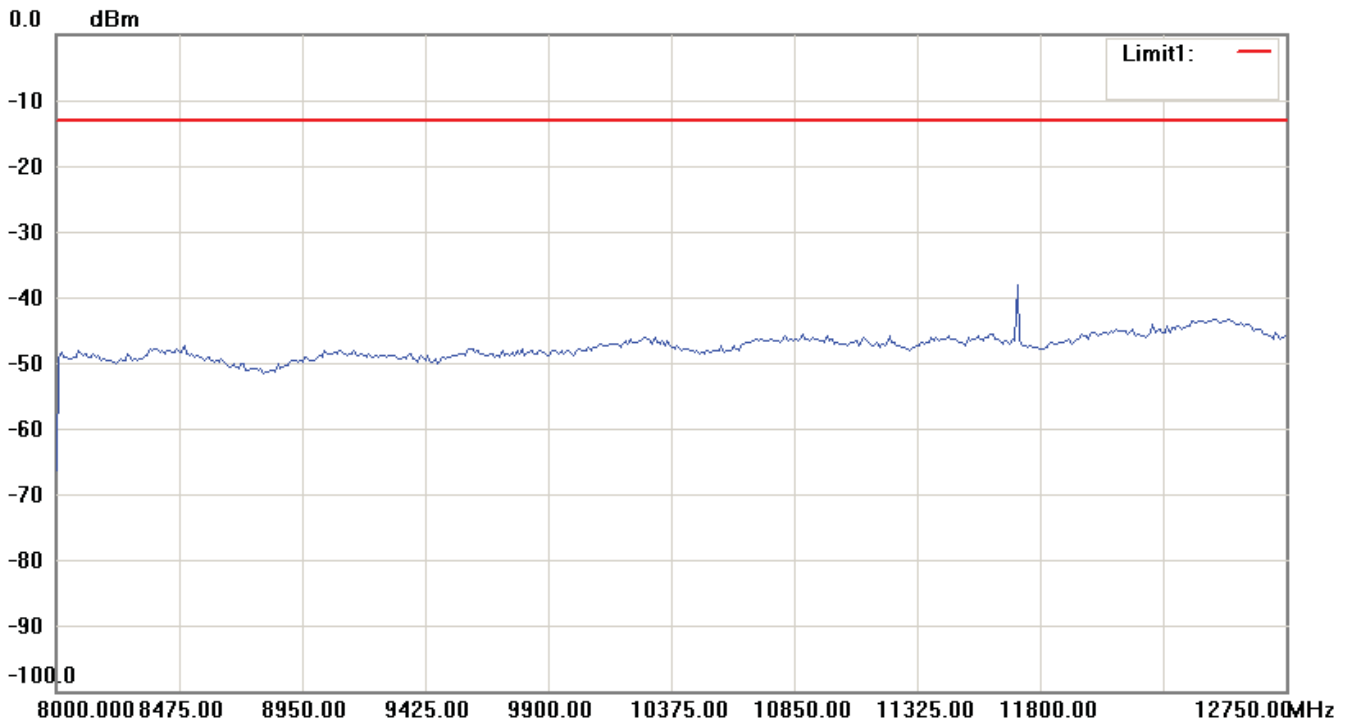
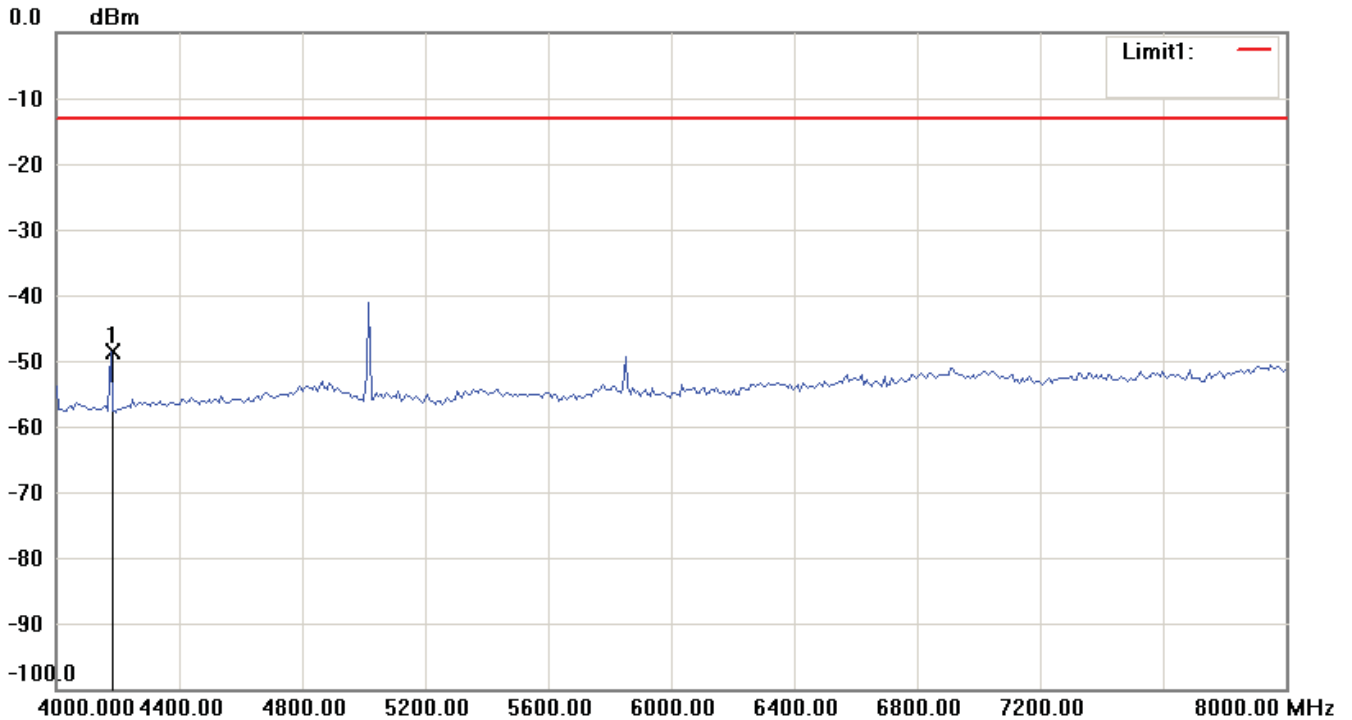
Note:

1. The attached measurement plots are preliminarily pre-scanned with peak detector for determining the final checking frequencies and are for reference only.
2. The some frequencies may exceed the limit line without the specified detectors, but that cannot present the results are failed to the specification of test standard.
3. For corrected test results are listed in the relevant table of radiated test data of this test report.




Report Number: W6M21212-12939-P-2224

FCC ID: GX9CTC10523G



Note:

1. The attached measurement plots are preliminarily pre-scanned with peak detector for determining the final checking frequencies and are for reference only.
2. The some frequencies may exceed the limit line without the specified detectors, but that cannot present the results are failed to the specification of test standard.
3. For corrected test results are listed in the relevant table of radiated test data of this test report.



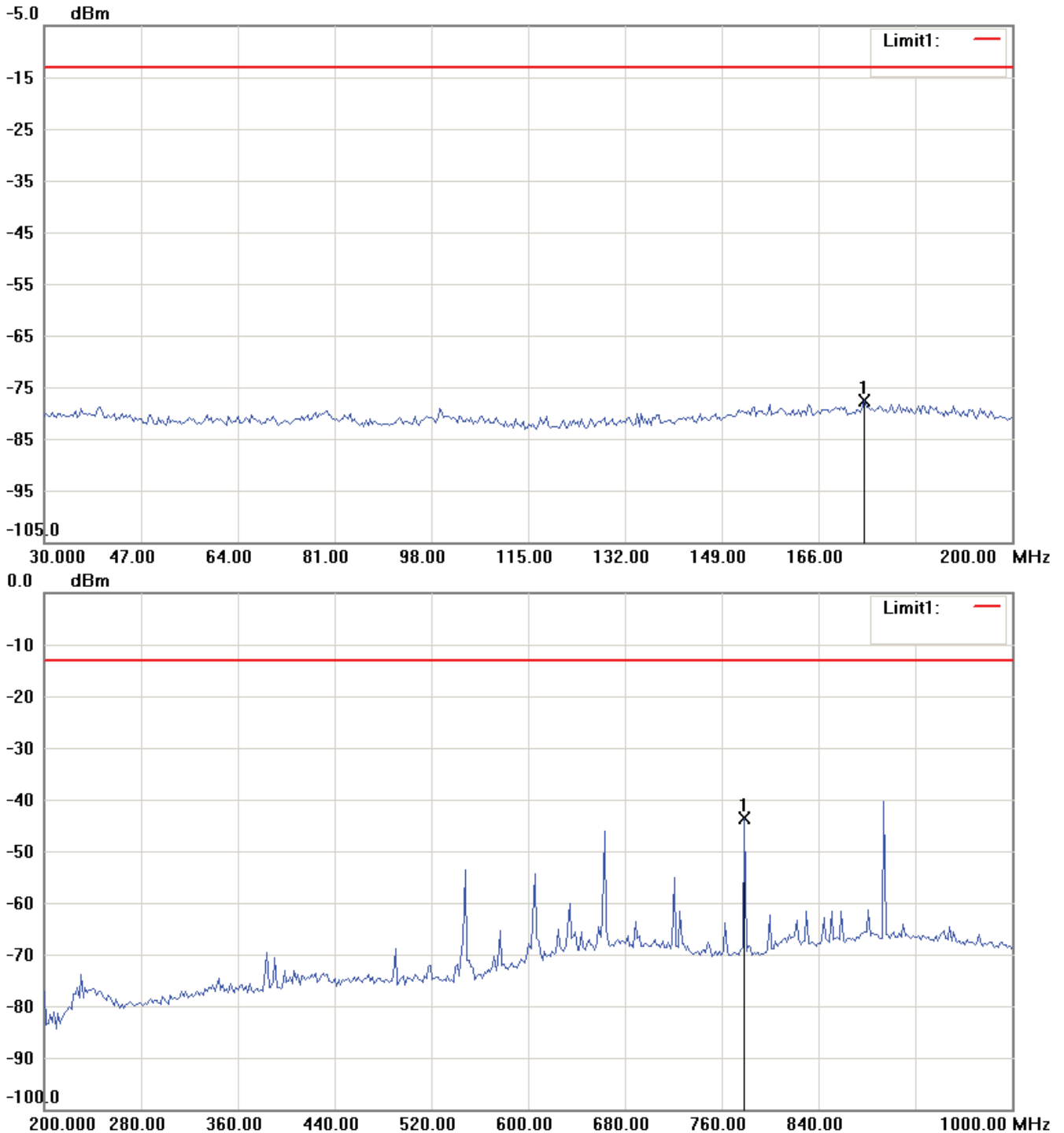
Worldwide Testing Services(Taiwan) Co., Ltd.

Report Number: W6M21212-12939-P-2224

FCC ID: GX9CTC10523G


850 band_ CH 188_8.1 V

Antenna Polarization H



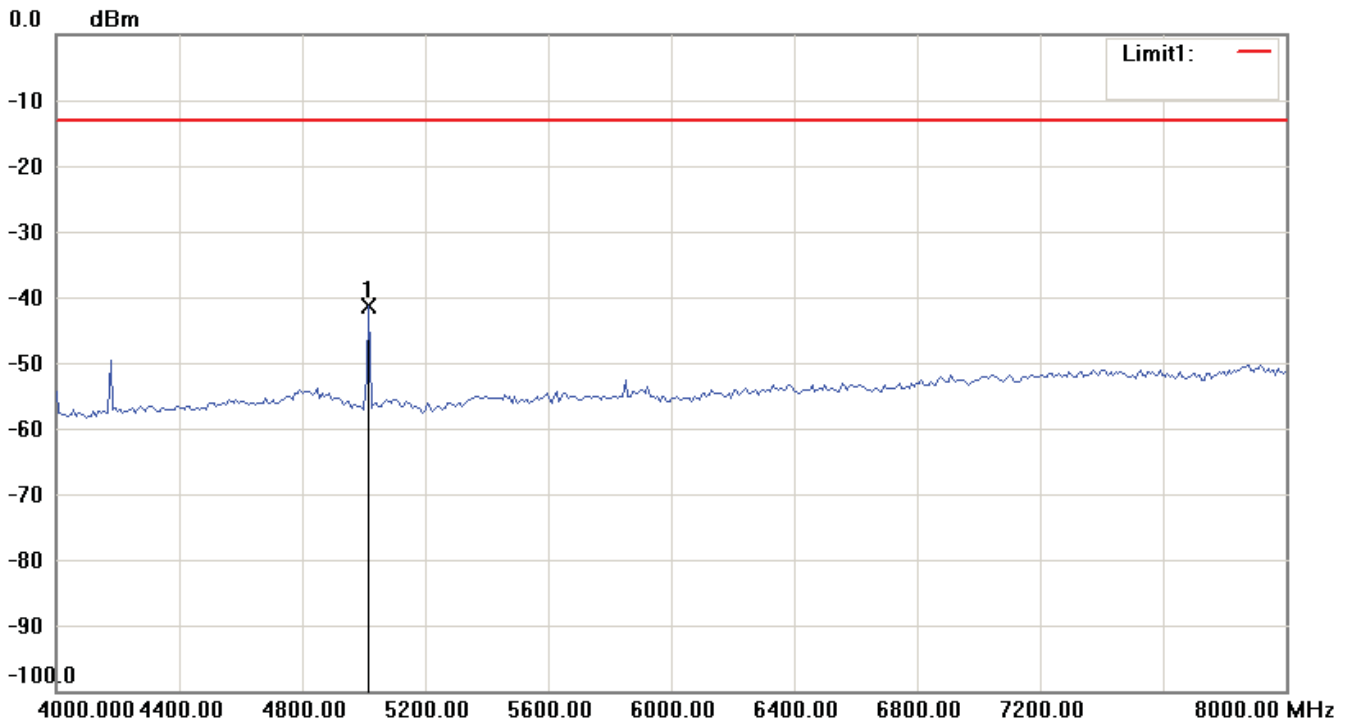
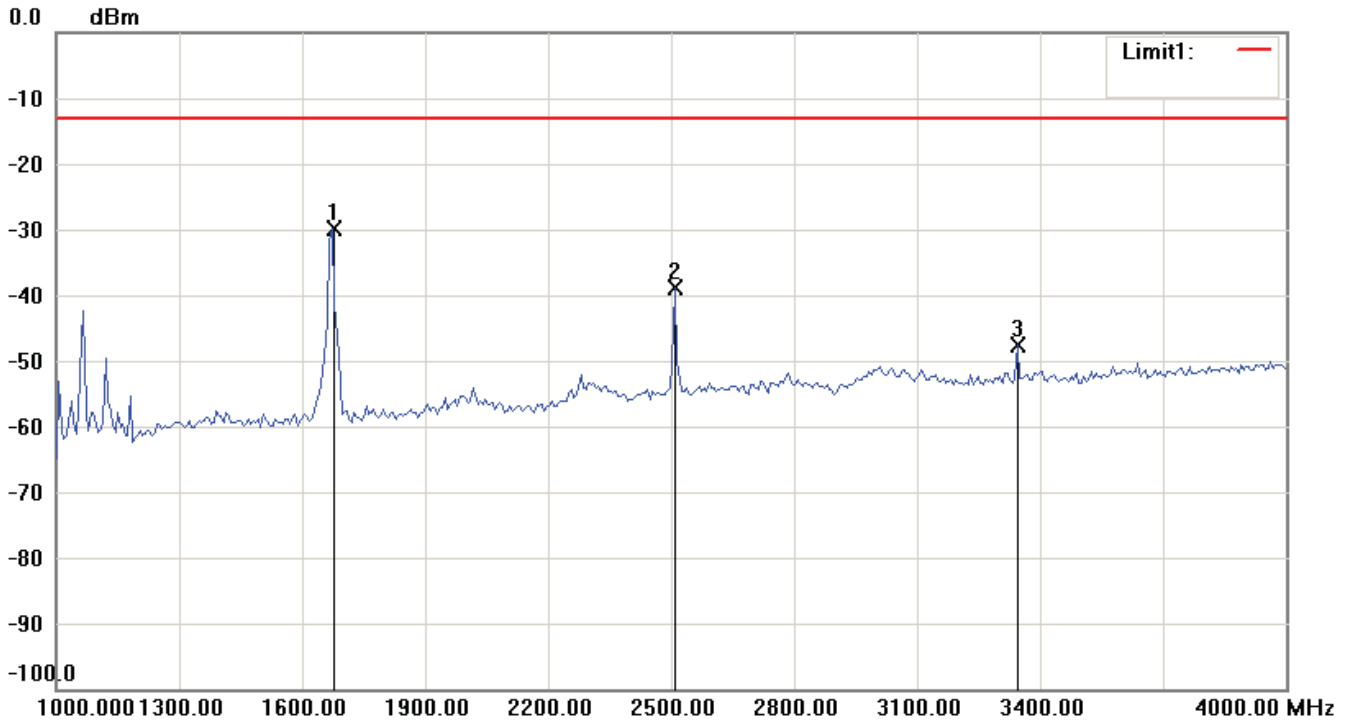
Note:

1. The attached measurement plots are preliminarily pre-scanned with peak detector for determining the final checking frequencies and are for reference only.
2. The some frequencies may exceed the limit line without the specified detectors, but that cannot present the results are failed to the specification of test standard.
3. For corrected test results are listed in the relevant table of radiated test data of this test report.




Report Number: W6M21212-12939-P-2224

FCC ID: GX9CTC10523G



Note:

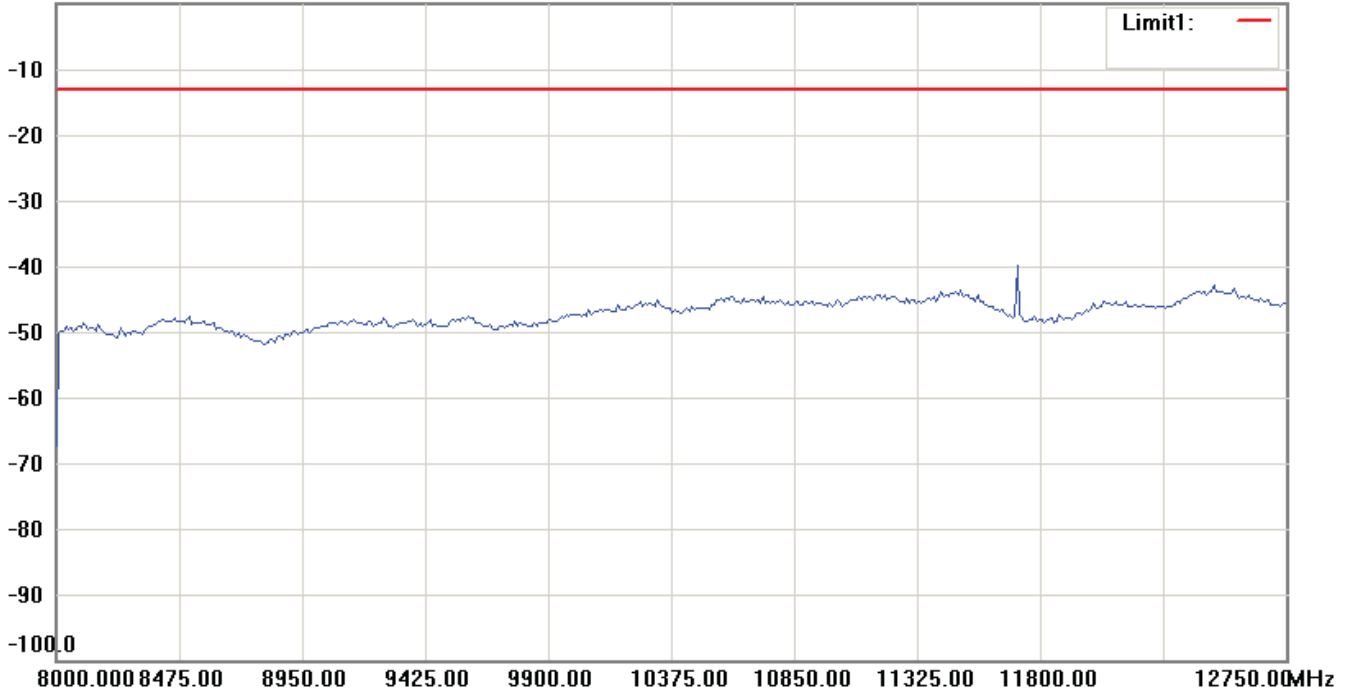
1. The attached measurement plots are preliminarily pre-scanned with peak detector for determining the final checking frequencies and are for reference only.
2. The some frequencies may exceed the limit line without the specified detectors, but that cannot present the results are failed to the specification of test standard.
3. For corrected test results are listed in the relevant table of radiated test data of this test report.



Report Number: W6M21212-12939-P-2224

FCC ID: GX9CTC10523G

0.0 dBm



Antenna Polarization V

-5.0 dBm



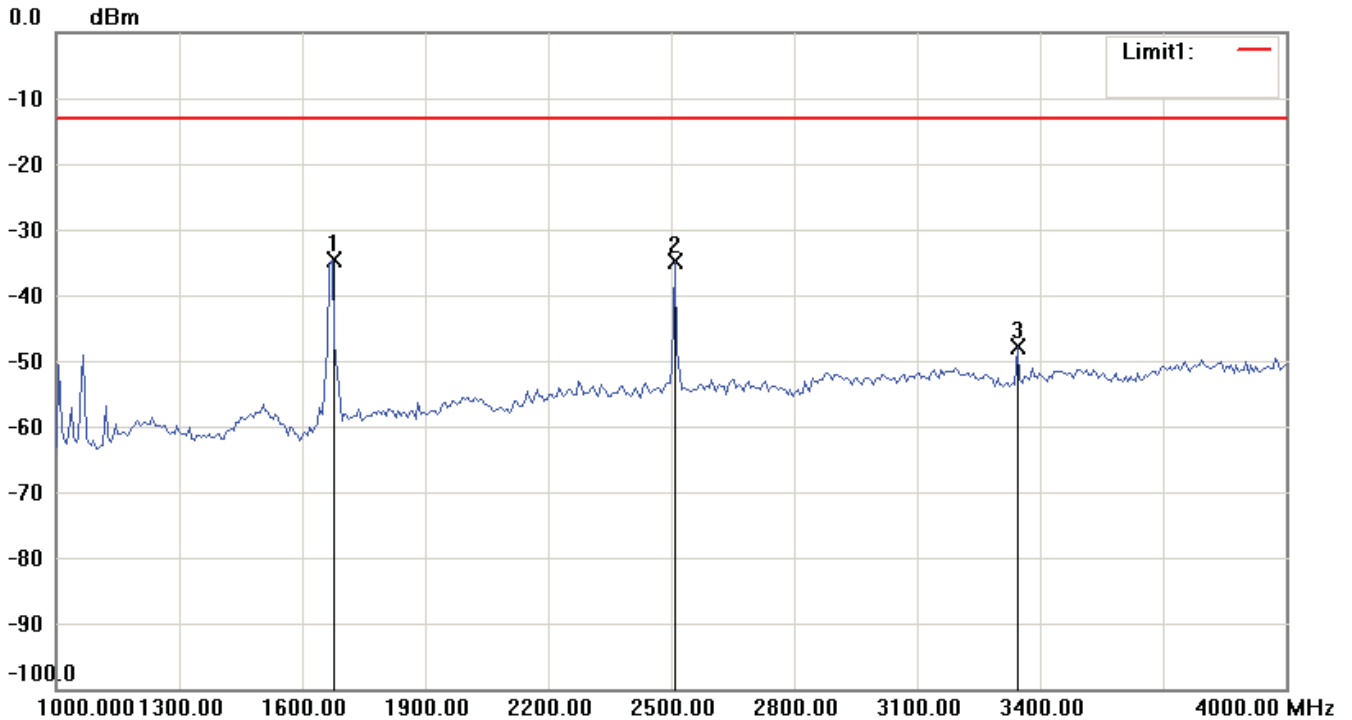
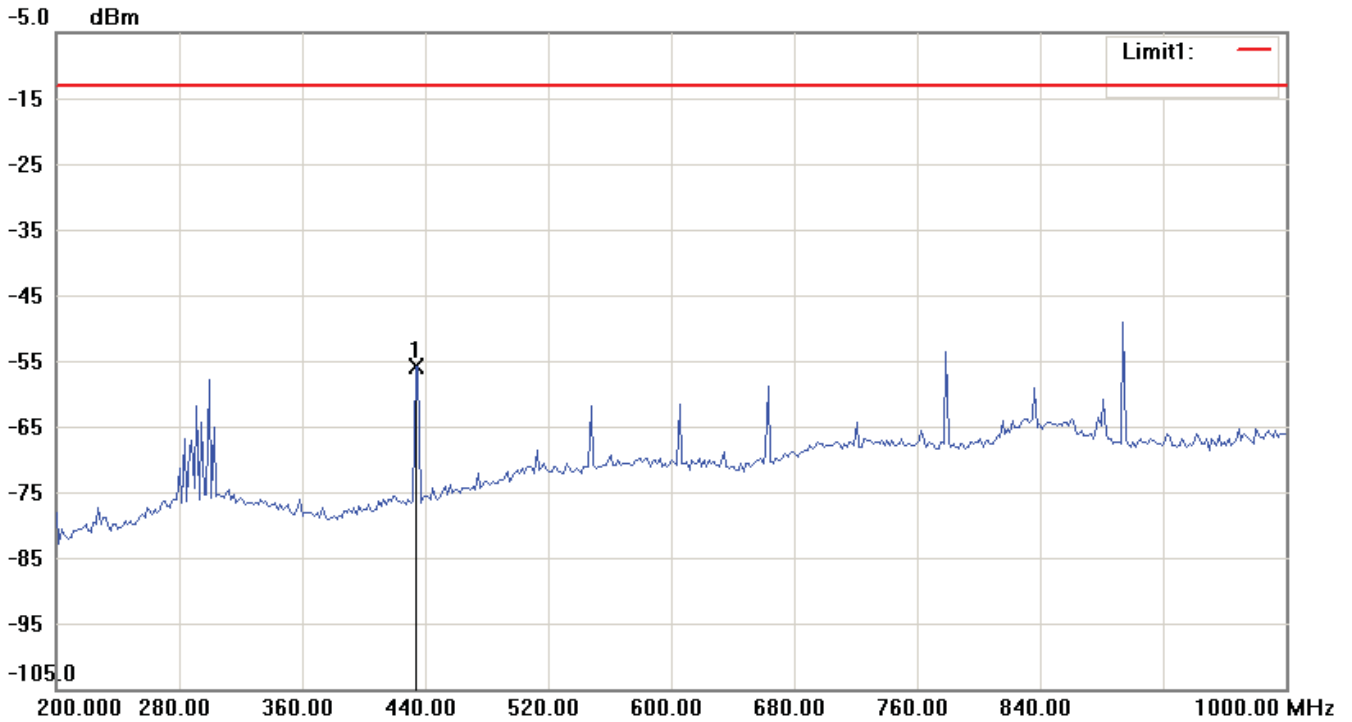
Note:

1. The attached measurement plots are preliminarily pre-scanned with peak detector for determining the final checking frequencies and are for reference only.
2. The some frequencies may exceed the limit line without the specified detectors, but that cannot present the results are failed to the specification of test standard.
3. For corrected test results are listed in the relevant table of radiated test data of this test report.




Report Number: W6M21212-12939-P-2224

FCC ID: GX9CTC10523G



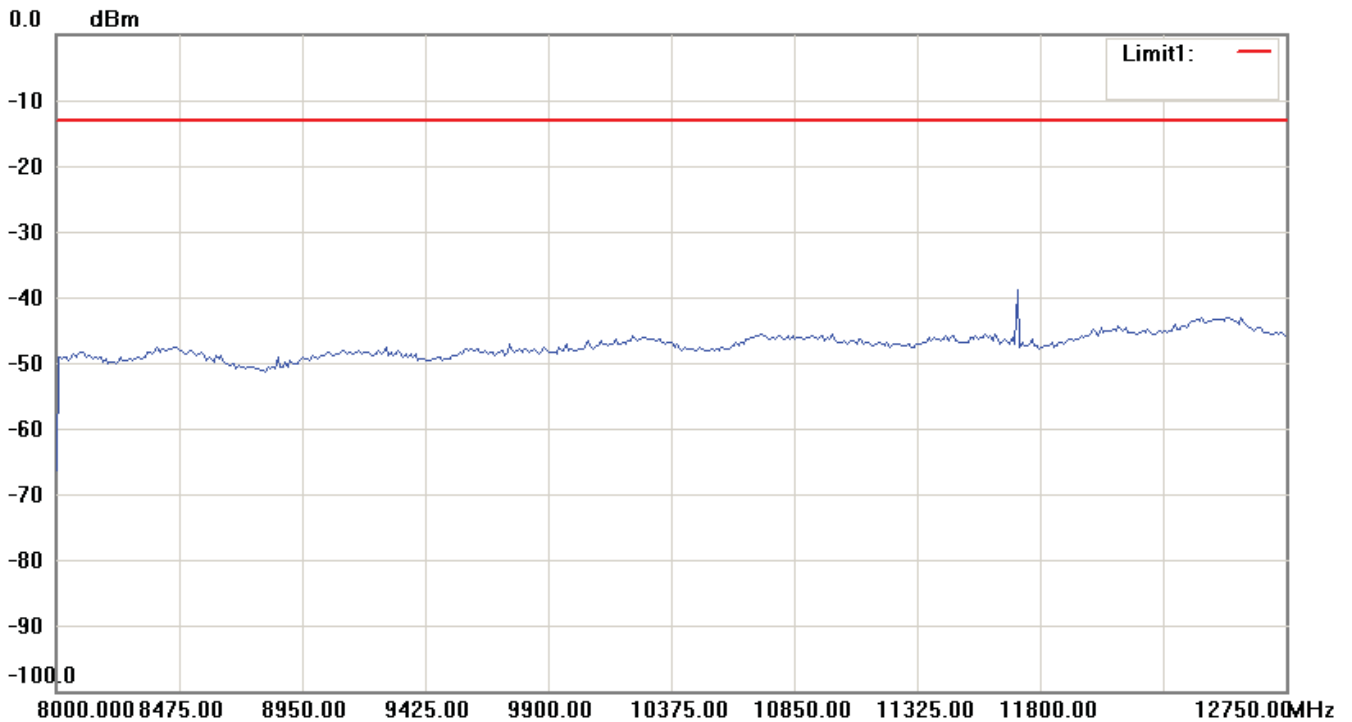
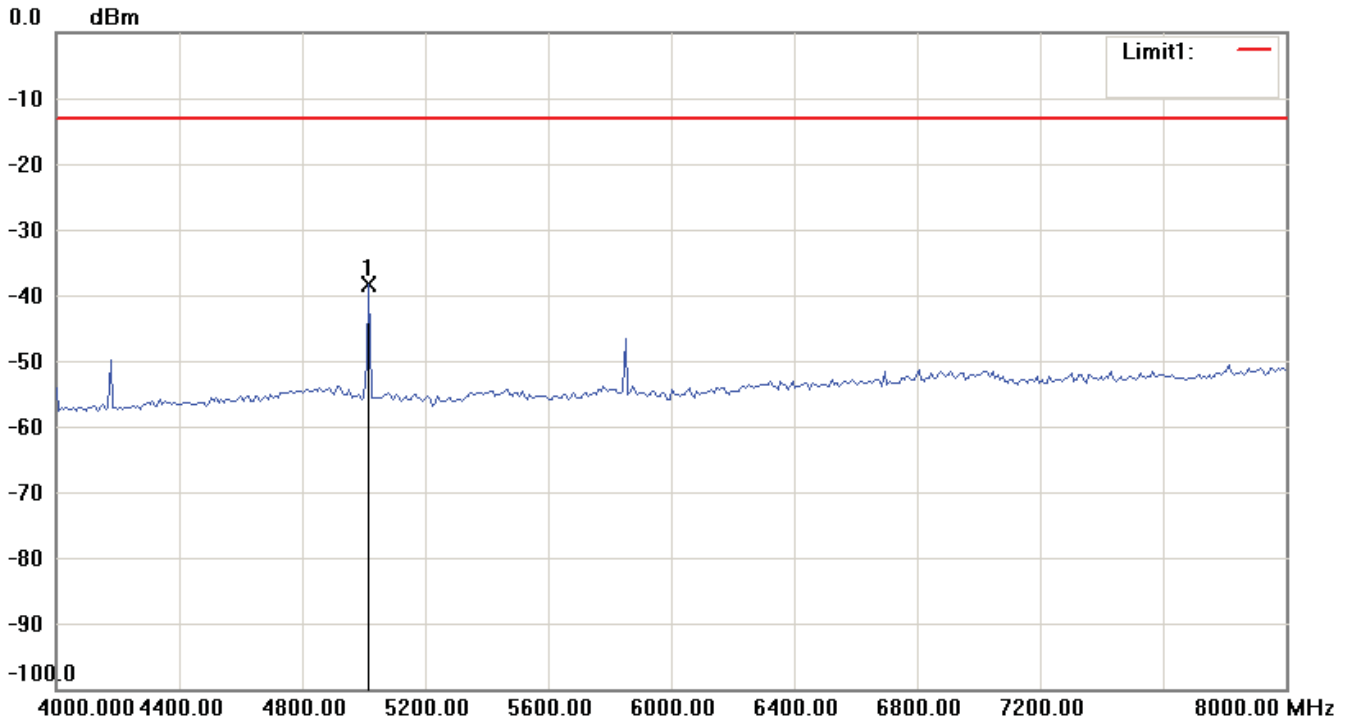
Note:

1. The attached measurement plots are preliminarily pre-scanned with peak detector for determining the final checking frequencies and are for reference only.
2. The some frequencies may exceed the limit line without the specified detectors, but that cannot present the results are failed to the specification of test standard.
3. For corrected test results are listed in the relevant table of radiated test data of this test report.



Report Number: W6M21212-12939-P-2224

FCC ID: GX9CTC10523G



Note:

1. The attached measurement plots are preliminarily pre-scanned with peak detector for determining the final checking frequencies and are for reference only.
2. The some frequencies may exceed the limit line without the specified detectors, but that cannot present the results are failed to the specification of test standard.
3. For corrected test results are listed in the relevant table of radiated test data of this test report.



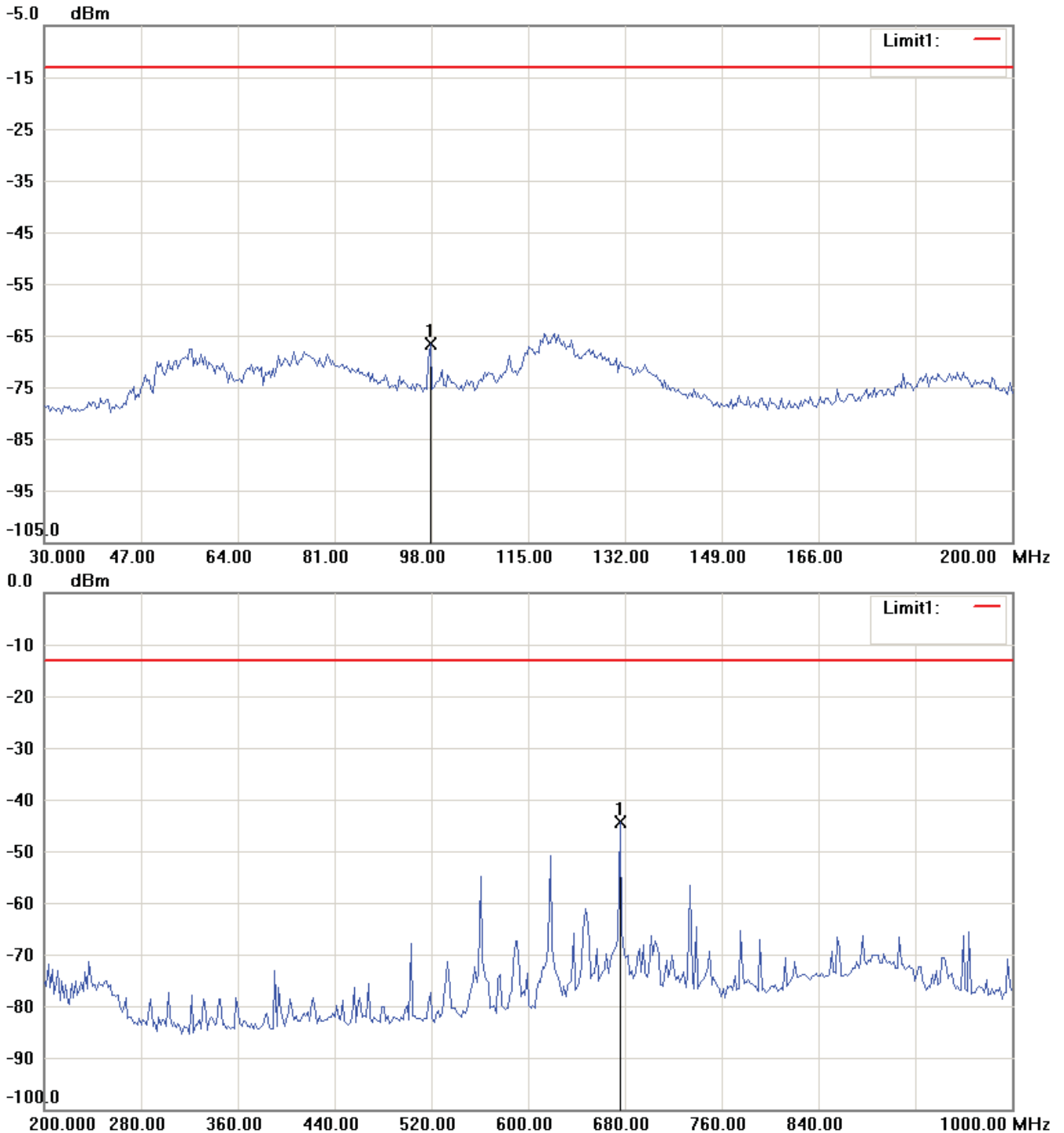
Worldwide Testing Services(Taiwan) Co., Ltd.

Report Number: W6M21212-12939-P-2224

FCC ID: GX9CTC10523G

850 band_ CH 251_9 V

Antenna Polarization H



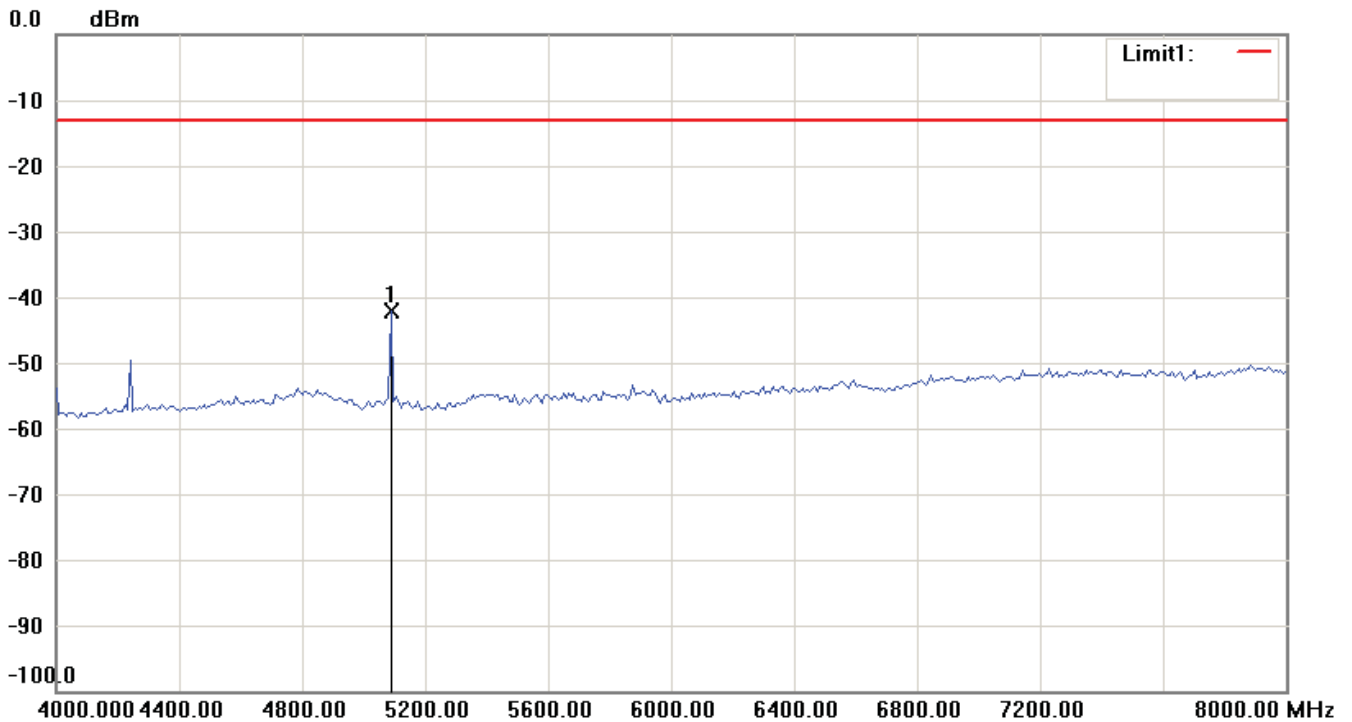
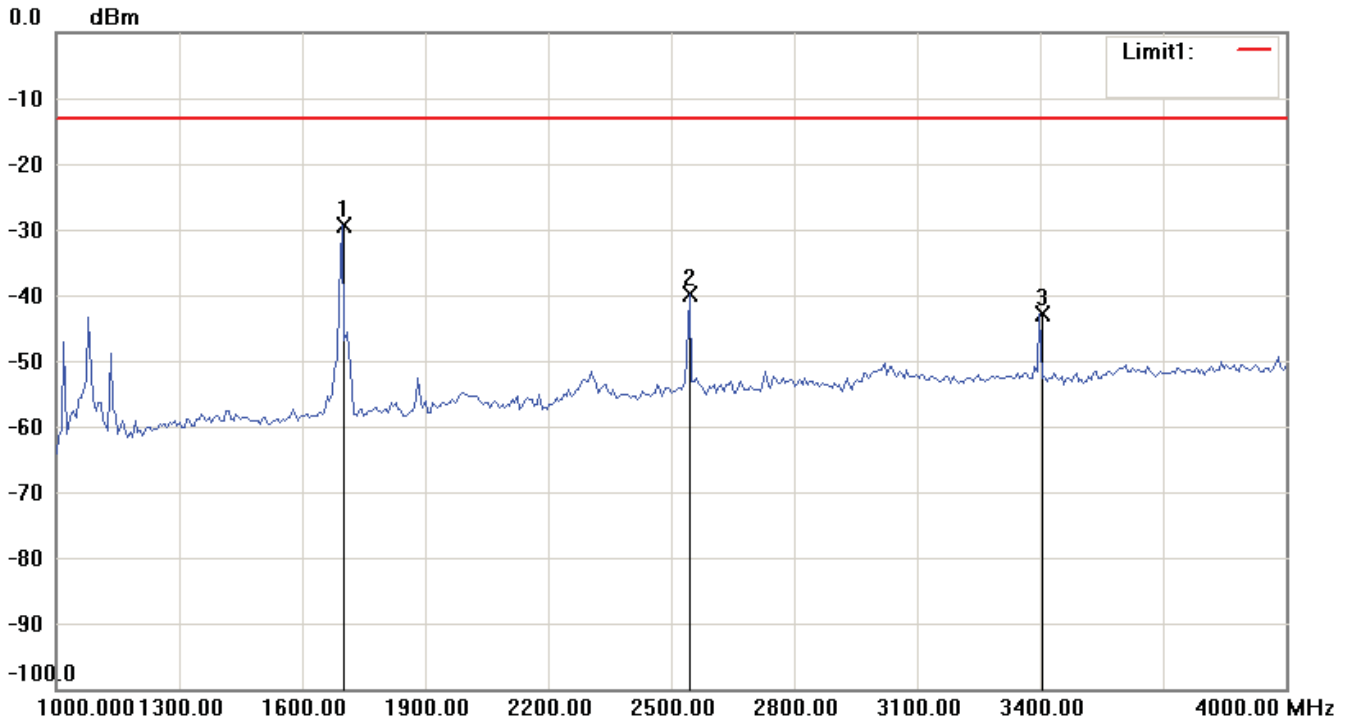
Note:

1. The attached measurement plots are preliminarily pre-scanned with peak detector for determining the final checking frequencies and are for reference only.
2. The some frequencies may exceed the limit line without the specified detectors, but that cannot present the results are failed to the specification of test standard.
3. For corrected test results are listed in the relevant table of radiated test data of this test report.




Report Number: W6M21212-12939-P-2224

FCC ID: GX9CTC10523G



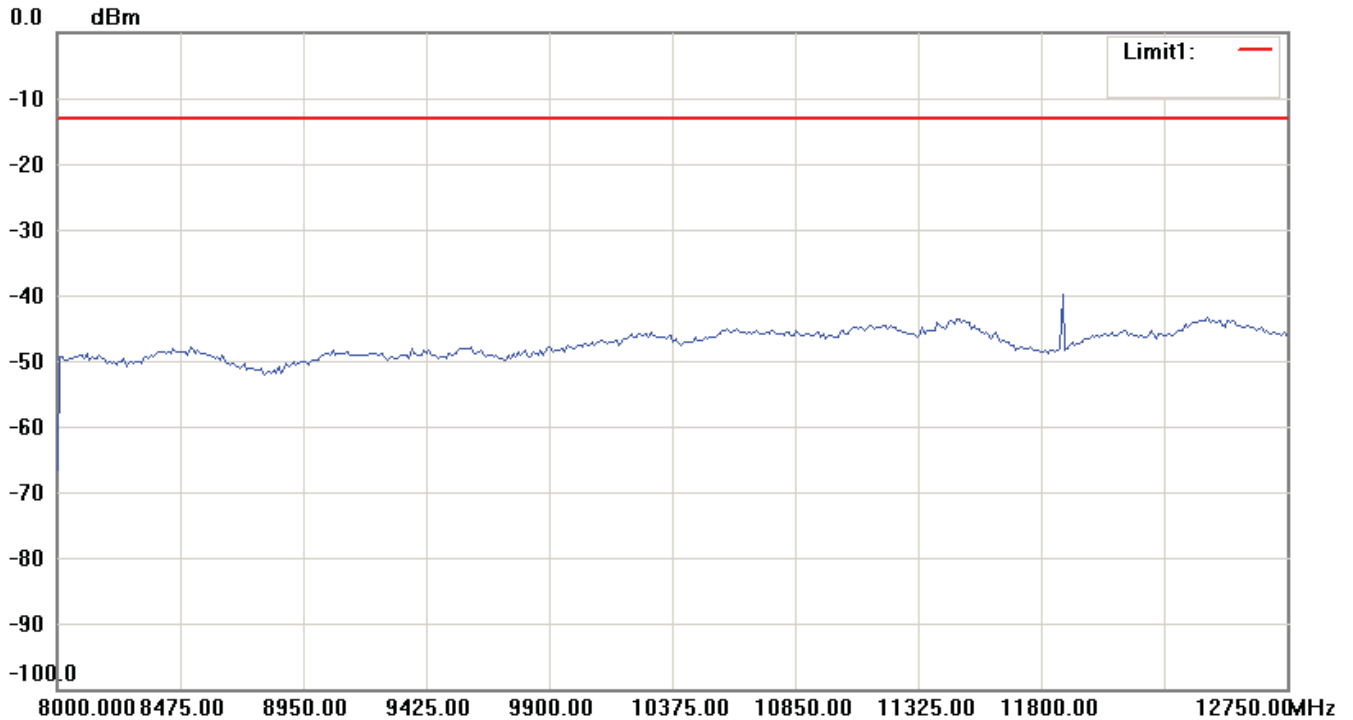
Note:

1. The attached measurement plots are preliminarily pre-scanned with peak detector for determining the final checking frequencies and are for reference only.
2. The some frequencies may exceed the limit line without the specified detectors, but that cannot present the results are failed to the specification of test standard.
3. For corrected test results are listed in the relevant table of radiated test data of this test report.

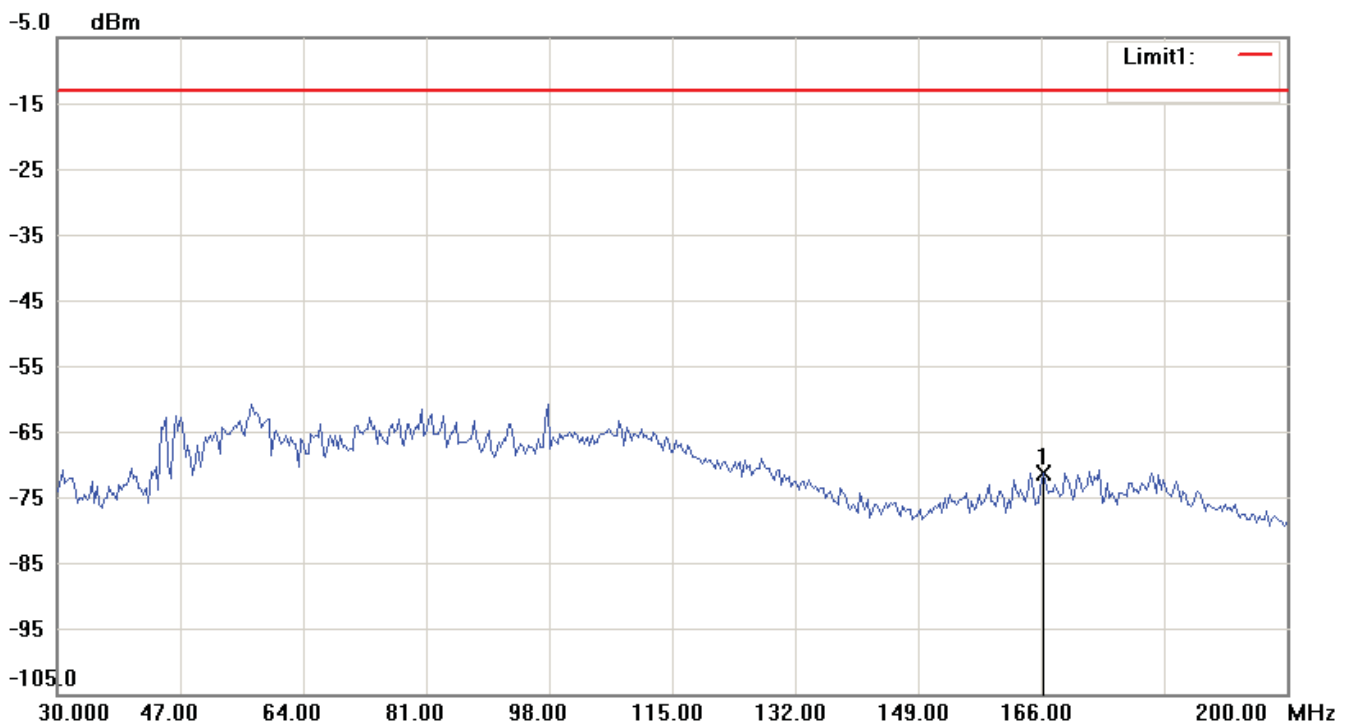


Report Number: W6M21212-12939-P-2224

FCC ID: GX9CTC10523G




Antenna Polarization V



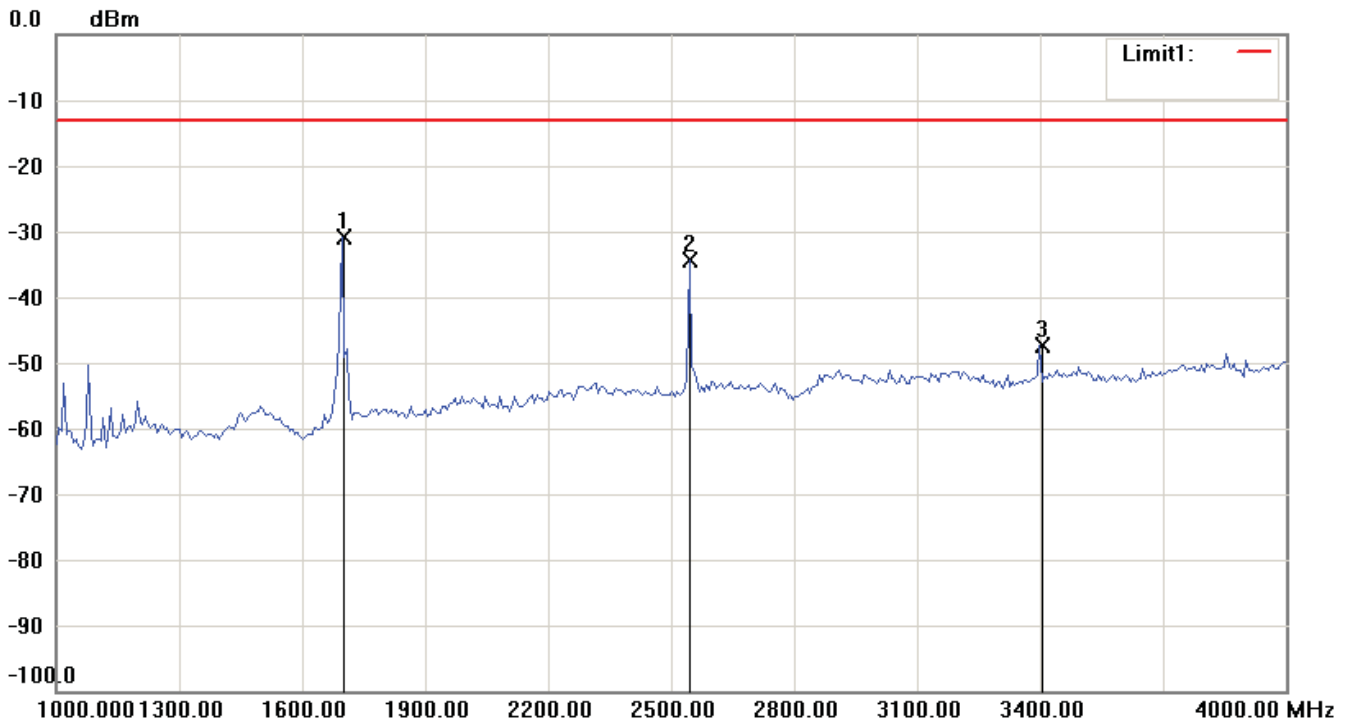
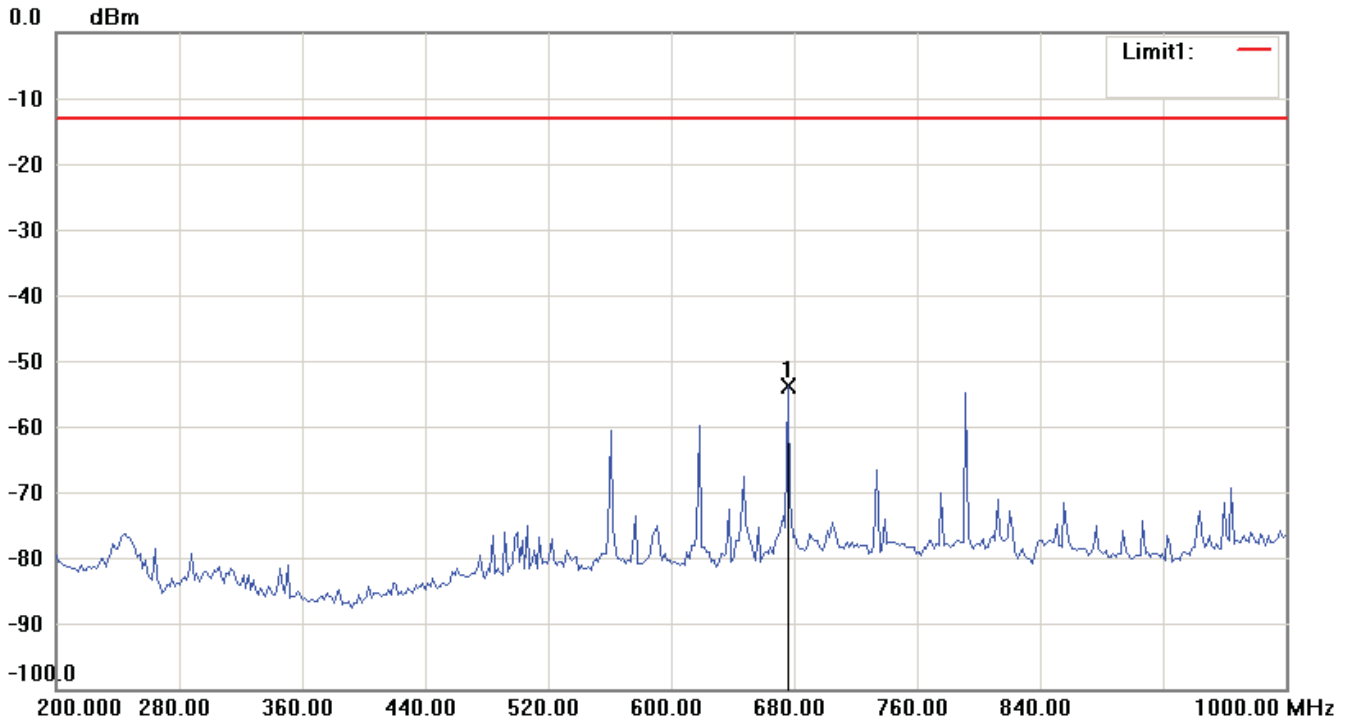
Note:

1. The attached measurement plots are preliminarily pre-scanned with peak detector for determining the final checking frequencies and are for reference only.
2. The some frequencies may exceed the limit line without the specified detectors, but that cannot present the results are failed to the specification of test standard.
3. For corrected test results are listed in the relevant table of radiated test data of this test report.




Report Number: W6M21212-12939-P-2224

FCC ID: GX9CTC10523G



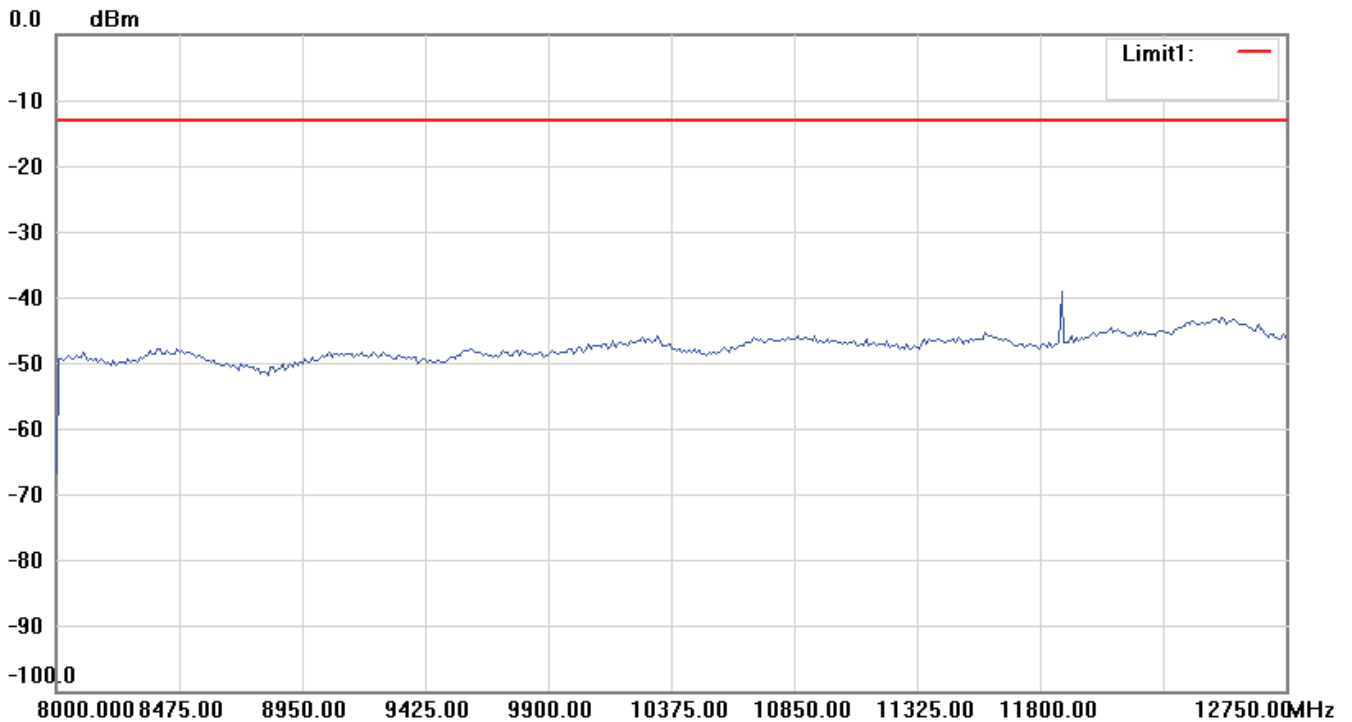
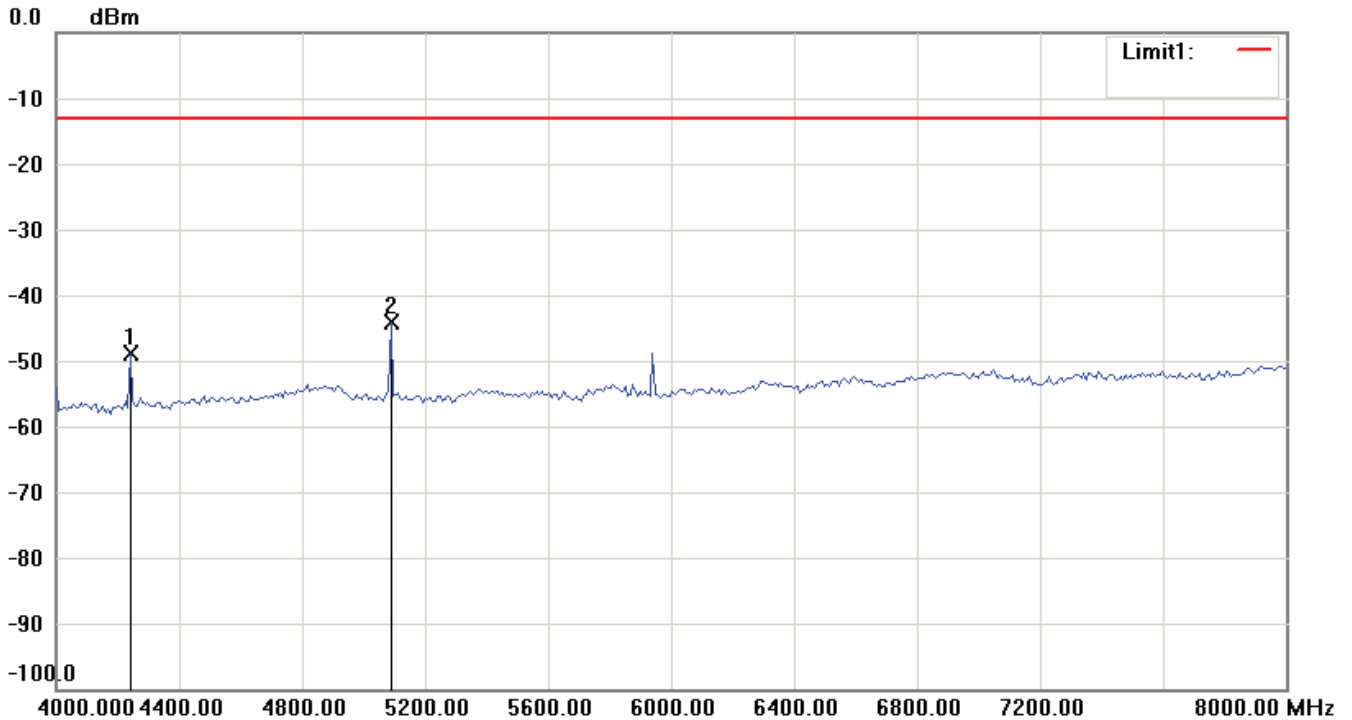
Note:

1. The attached measurement plots are preliminarily pre-scanned with peak detector for determining the final checking frequencies and are for reference only.
2. The some frequencies may exceed the limit line without the specified detectors, but that cannot present the results are failed to the specification of test standard.
3. For corrected test results are listed in the relevant table of radiated test data of this test report.




Report Number: W6M21212-12939-P-2224

FCC ID: GX9CTC10523G



Note:

1. The attached measurement plots are preliminarily pre-scanned with peak detector for determining the final checking frequencies and are for reference only.
2. The some frequencies may exceed the limit line without the specified detectors, but that cannot present the results are failed to the specification of test standard.
3. For corrected test results are listed in the relevant table of radiated test data of this test report.



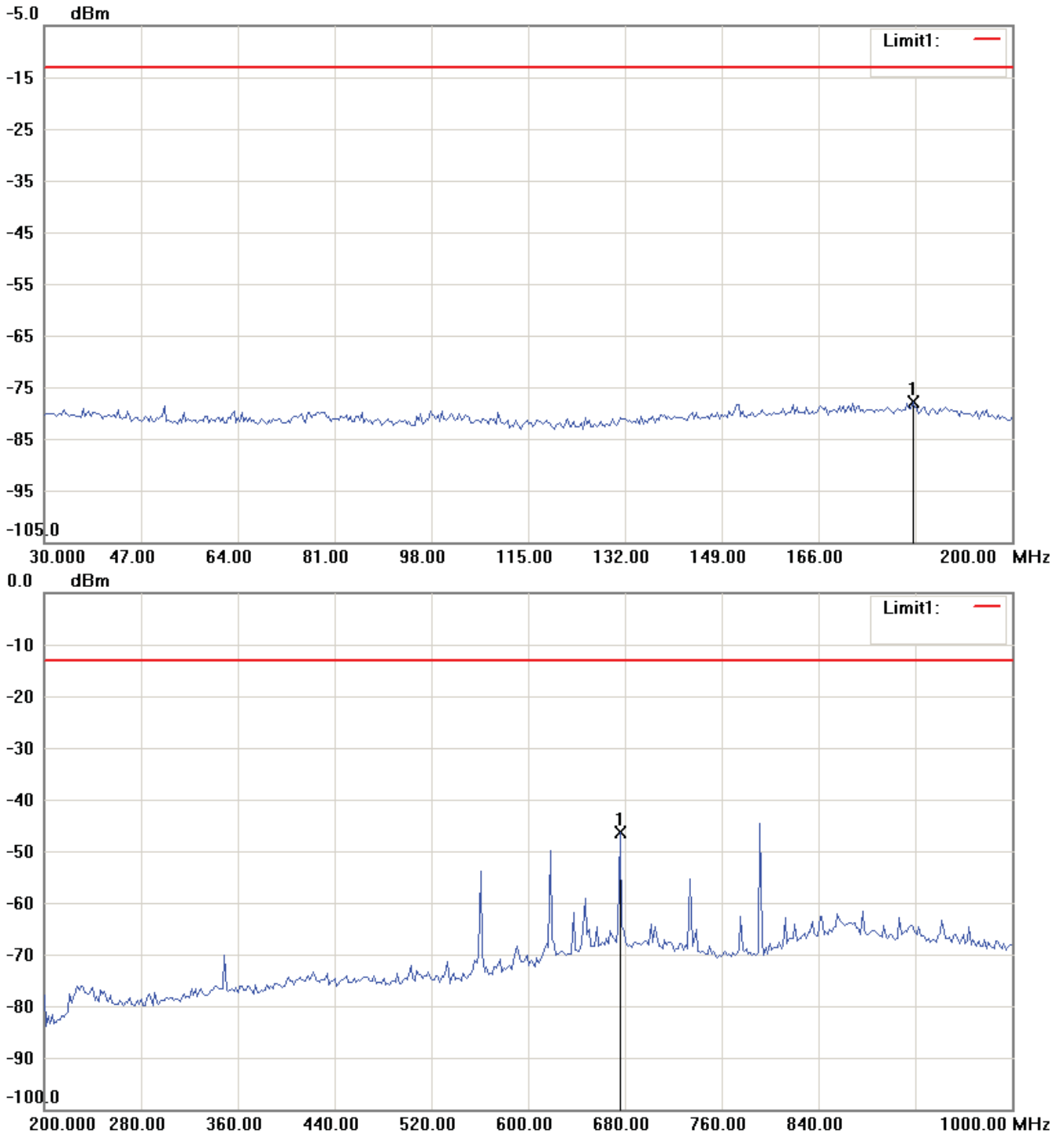
Worldwide Testing Services(Taiwan) Co., Ltd.

Report Number: W6M21212-12939-P-2224

FCC ID: GX9CTC10523G


850 band_ CH 251_8.1 V

Antenna Polarization H



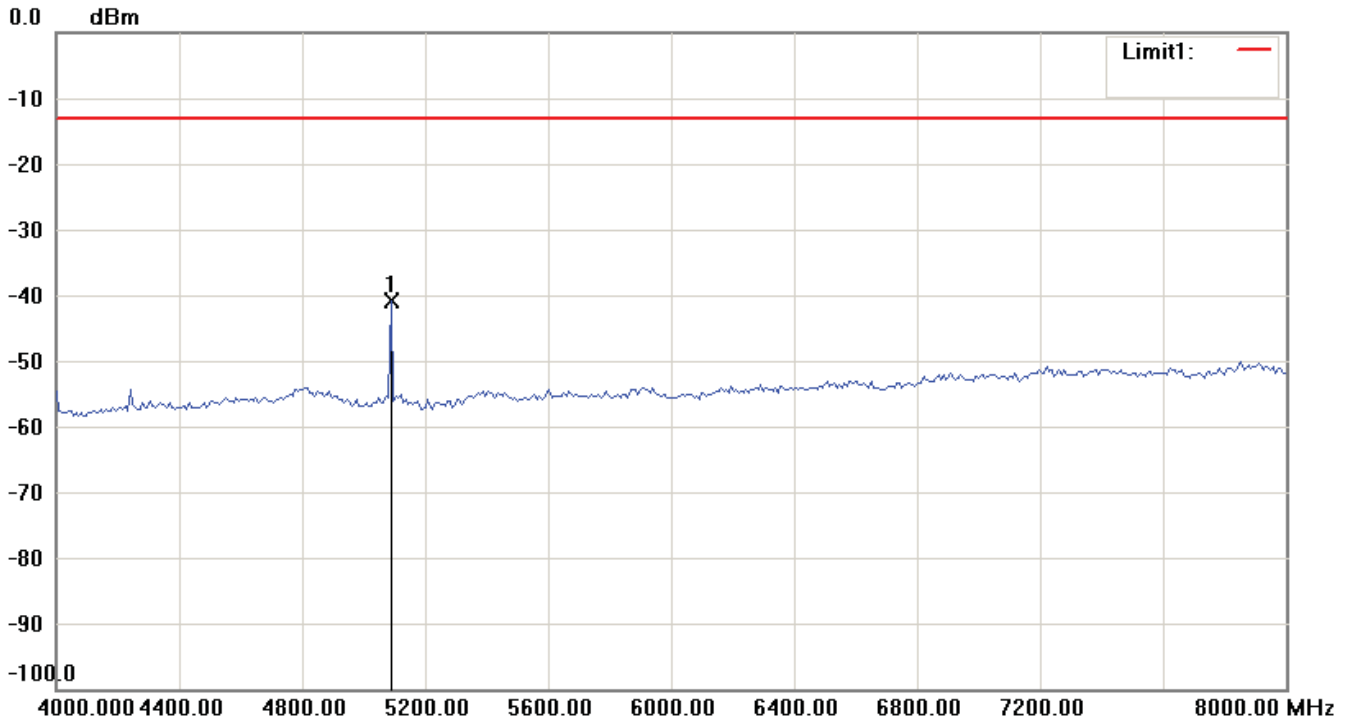
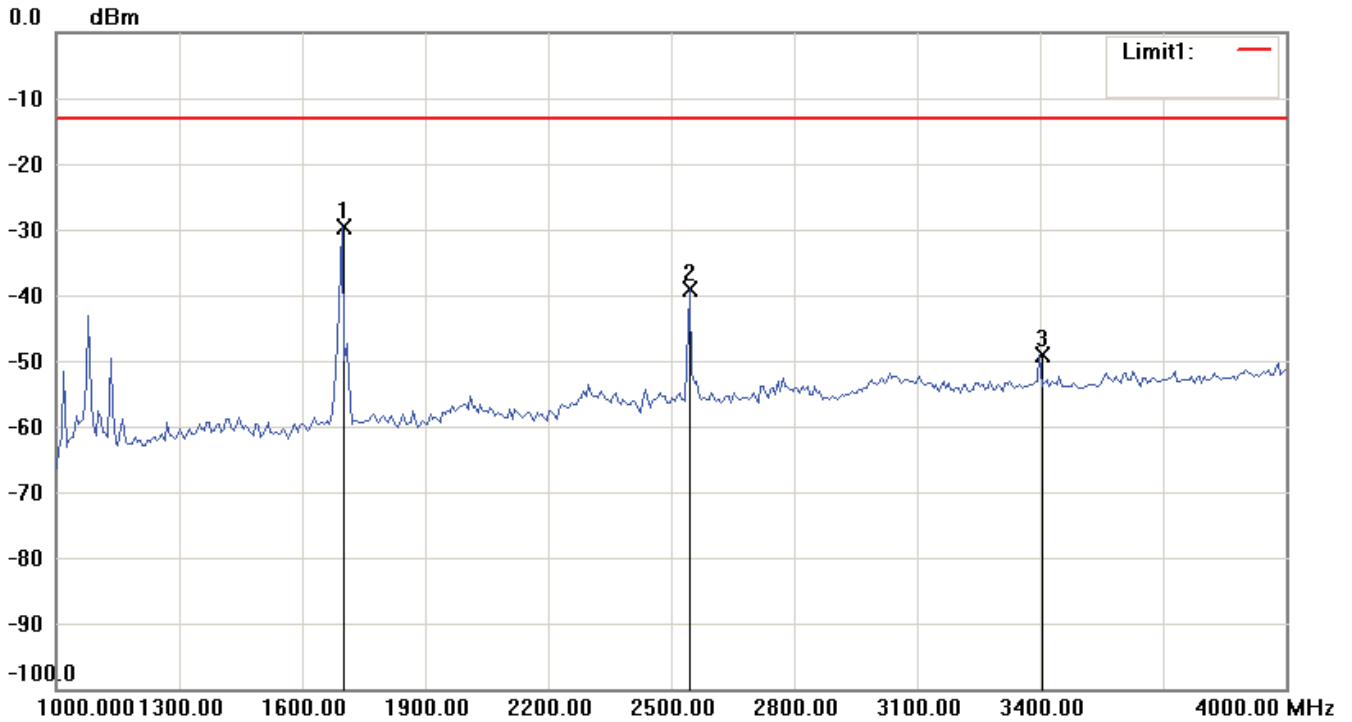
Note:

1. The attached measurement plots are preliminarily pre-scanned with peak detector for determining the final checking frequencies and are for reference only.
2. The some frequencies may exceed the limit line without the specified detectors, but that cannot present the results are failed to the specification of test standard.
3. For corrected test results are listed in the relevant table of radiated test data of this test report.




Report Number: W6M21212-12939-P-2224

FCC ID: GX9CTC10523G



Note:

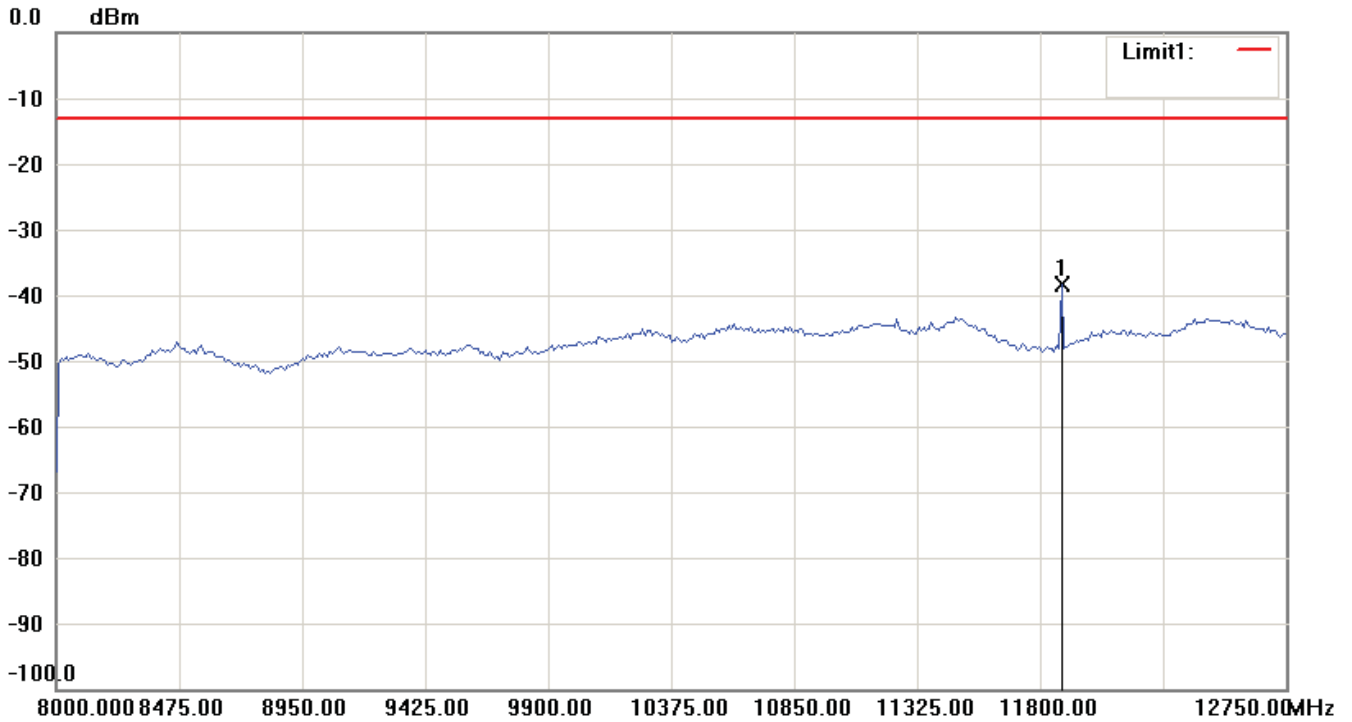
1. The attached measurement plots are preliminarily pre-scanned with peak detector for determining the final checking frequencies and are for reference only.
2. The some frequencies may exceed the limit line without the specified detectors, but that cannot present the results are failed to the specification of test standard.
3. For corrected test results are listed in the relevant table of radiated test data of this test report.



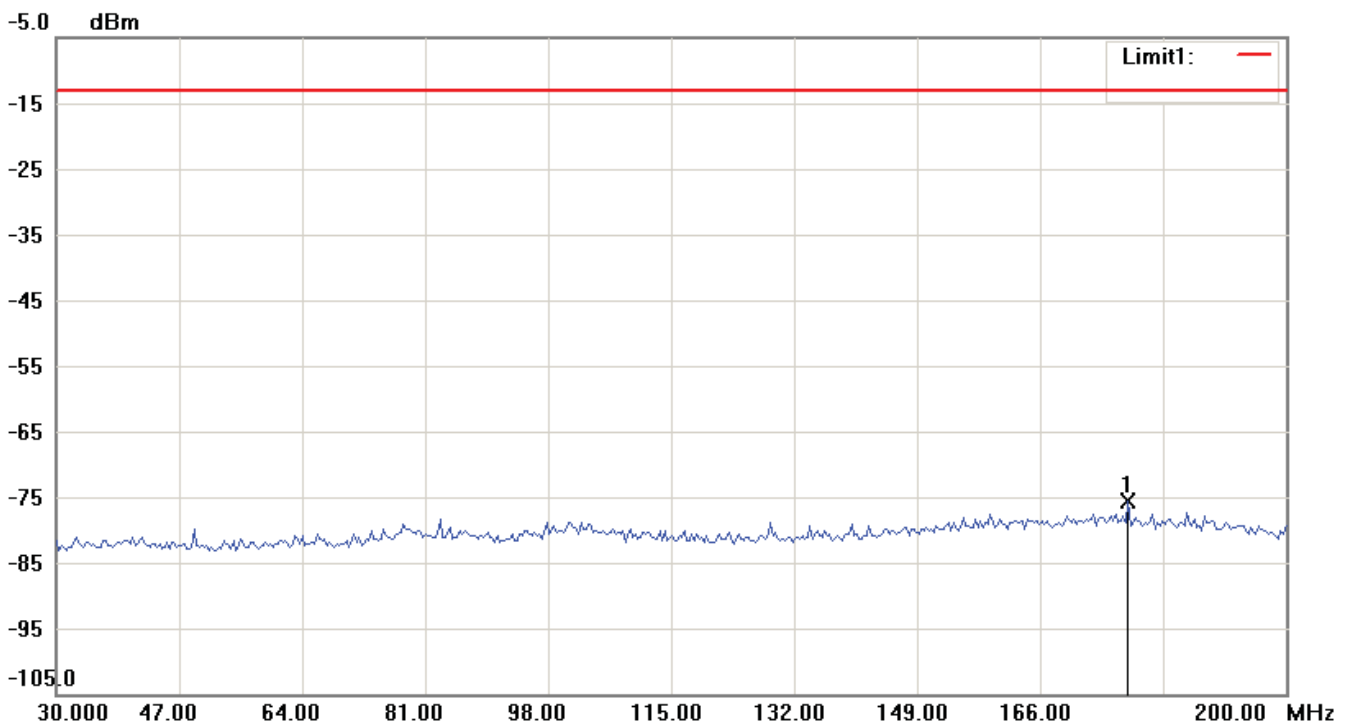
Worldwide Testing Services(Taiwan) Co., Ltd.

Report Number: W6M21212-12939-P-2224

FCC ID: GX9CTC10523G



Antenna Polarization V



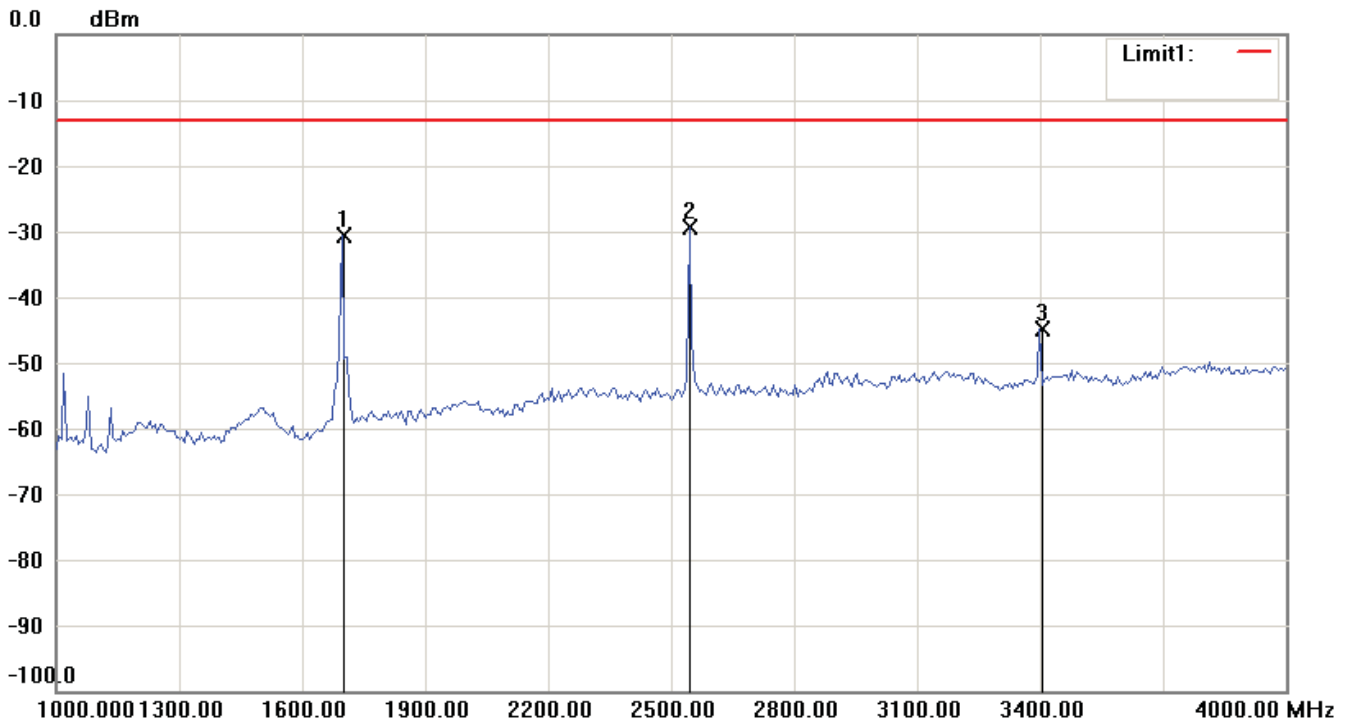
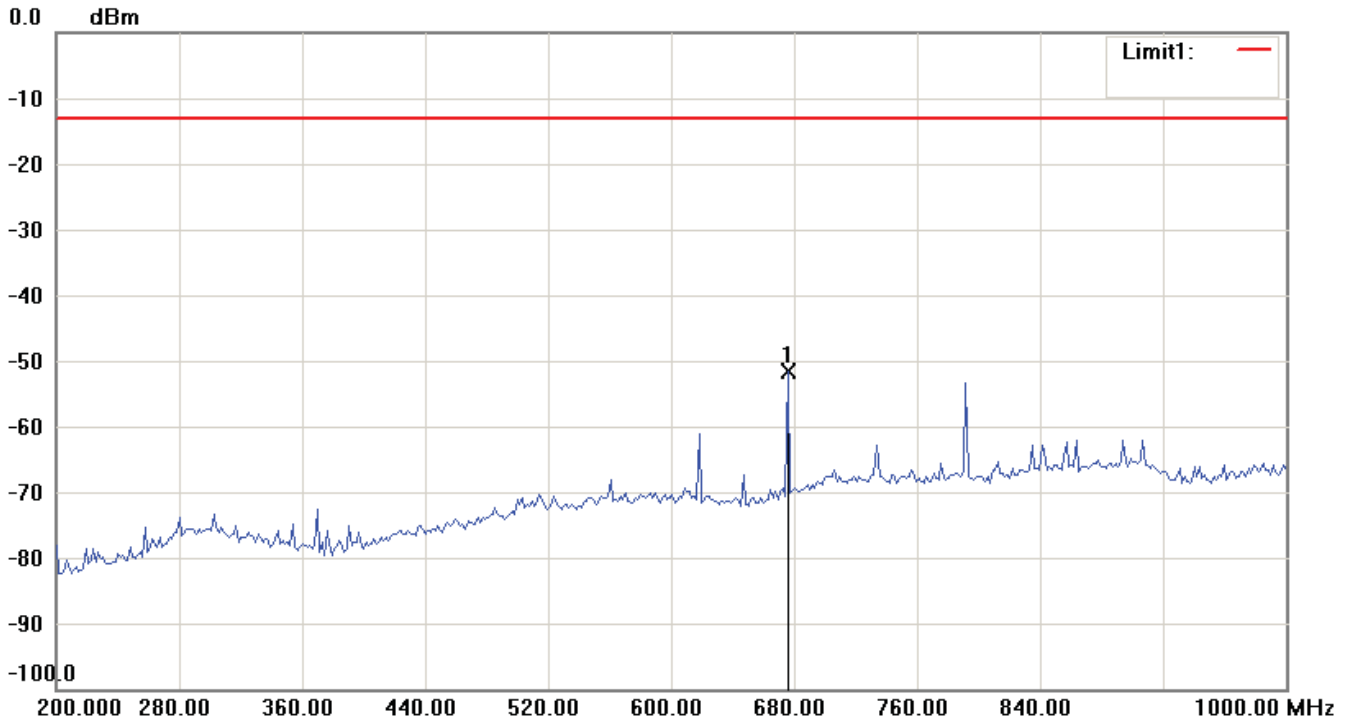
Note:

1. The attached measurement plots are preliminarily pre-scanned with peak detector for determining the final checking frequencies and are for reference only.
2. The some frequencies may exceed the limit line without the specified detectors, but that cannot present the results are failed to the specification of test standard.
3. For corrected test results are listed in the relevant table of radiated test data of this test report.



Report Number: W6M21212-12939-P-2224

FCC ID: GX9CTC10523G



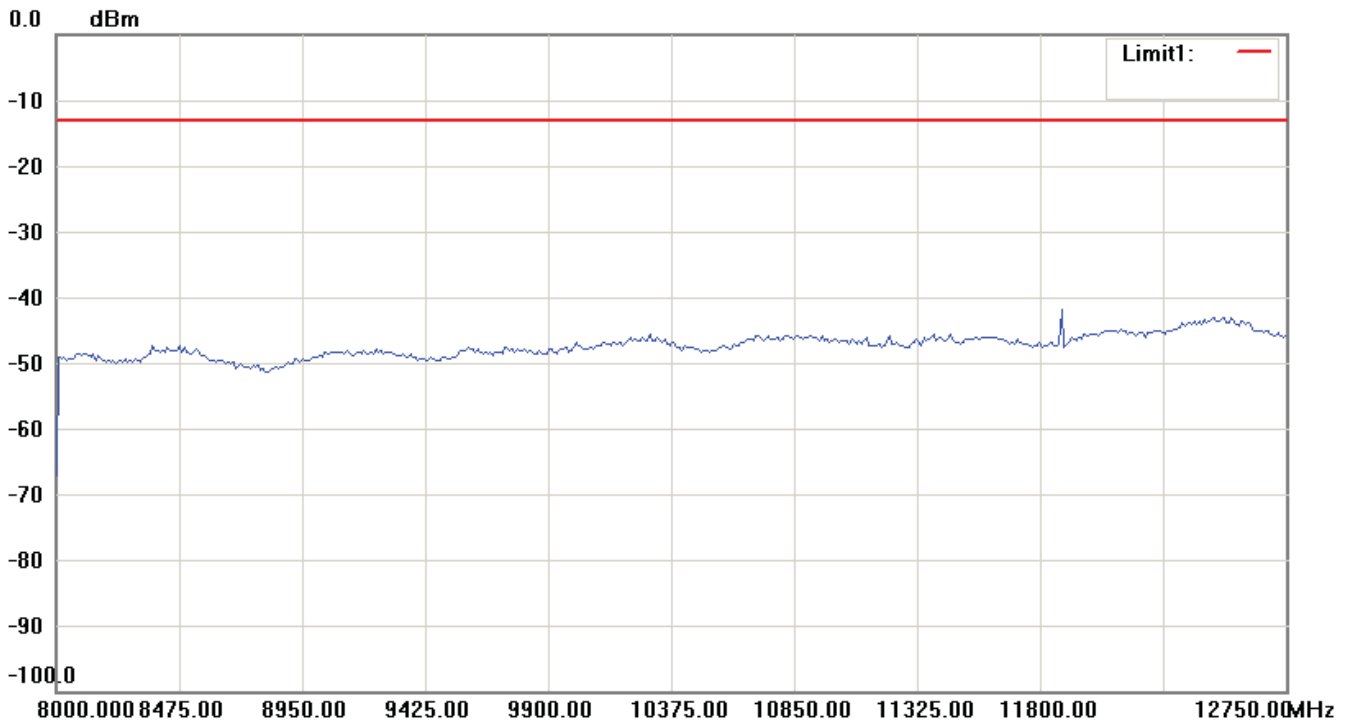
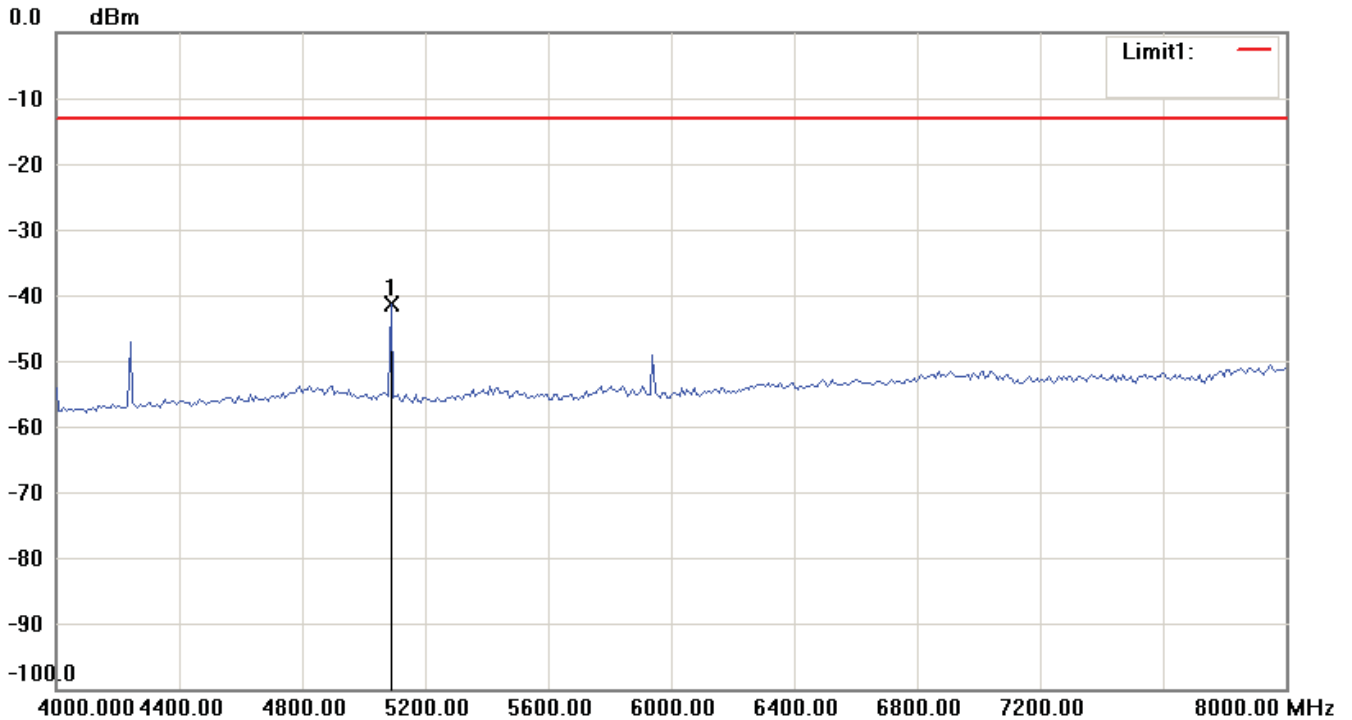
Note:

1. The attached measurement plots are preliminarily pre-scanned with peak detector for determining the final checking frequencies and are for reference only.
2. The some frequencies may exceed the limit line without the specified detectors, but that cannot present the results are failed to the specification of test standard.
3. For corrected test results are listed in the relevant table of radiated test data of this test report.




Report Number: W6M21212-12939-P-2224

FCC ID: GX9CTC10523G



Note:

1. The attached measurement plots are preliminarily pre-scanned with peak detector for determining the final checking frequencies and are for reference only.
2. The some frequencies may exceed the limit line without the specified detectors, but that cannot present the results are failed to the specification of test standard.
3. For corrected test results are listed in the relevant table of radiated test data of this test report.

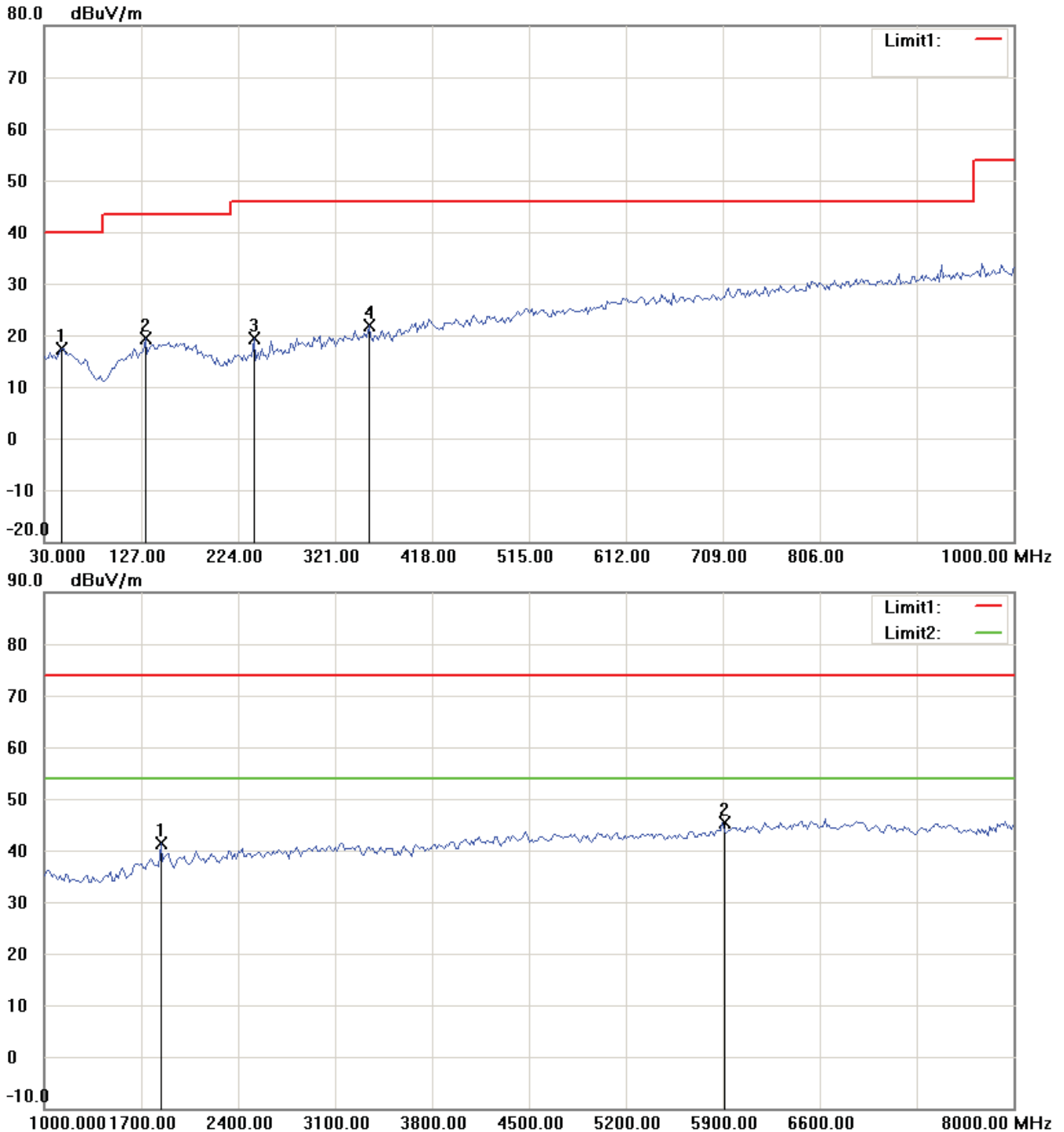


Report Number: W6M21212-12939-P-2224

FCC ID: GX9CTC10523G

850 band_Idle Mode_9 V


Antenna Polarization H



Up Line: Peak Limit Line Down Line: Ave Limit Line

Note:

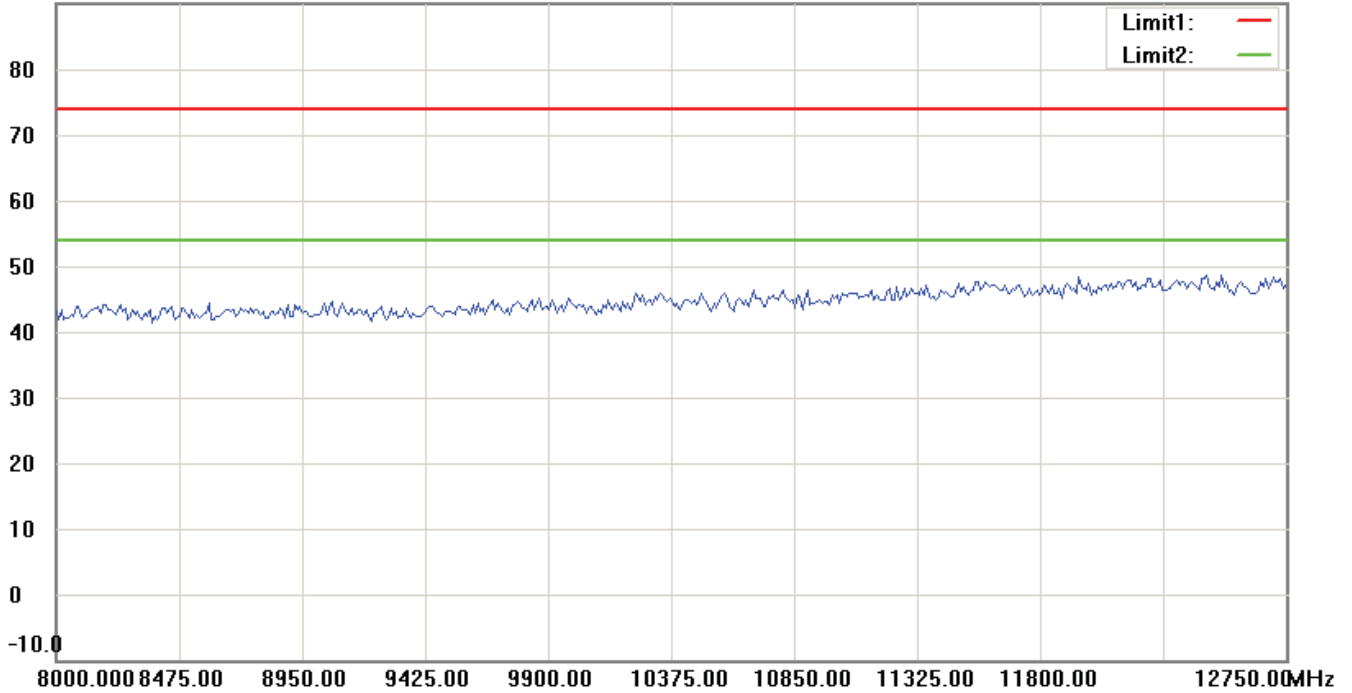
1. The attached measurement plots are preliminarily pre-scanned with peak detector for determining the final checking frequencies and are for reference only.
2. The some frequencies may exceed the limit line without the specified detectors, but that cannot present the results are failed to the specification of test standard.
3. For corrected test results are listed in the relevant table of radiated test data of this test report.



Report Number: W6M21212-12939-P-2224

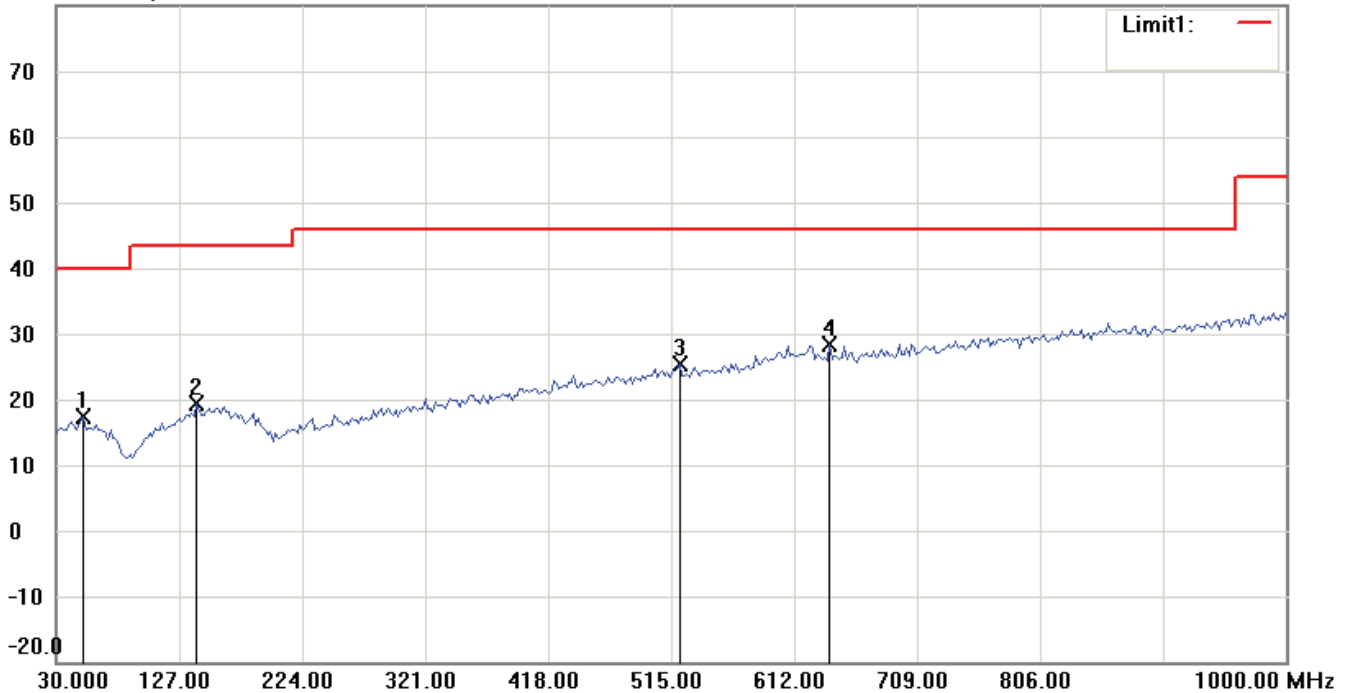
FCC ID: GX9CTC10523G

90.0 dBuV/m



Antenna Polarization V


80.0 dBuV/m



Up Line: Peak Limit Line Down Line: Ave Limit Line

Note:

1. The attached measurement plots are preliminarily pre-scanned with peak detector for determining the final checking frequencies and are for reference only.
2. The some frequencies may exceed the limit line without the specified detectors, but that cannot present the results are failed to the specification of test standard.
3. For corrected test results are listed in the relevant table of radiated test data of this test report.

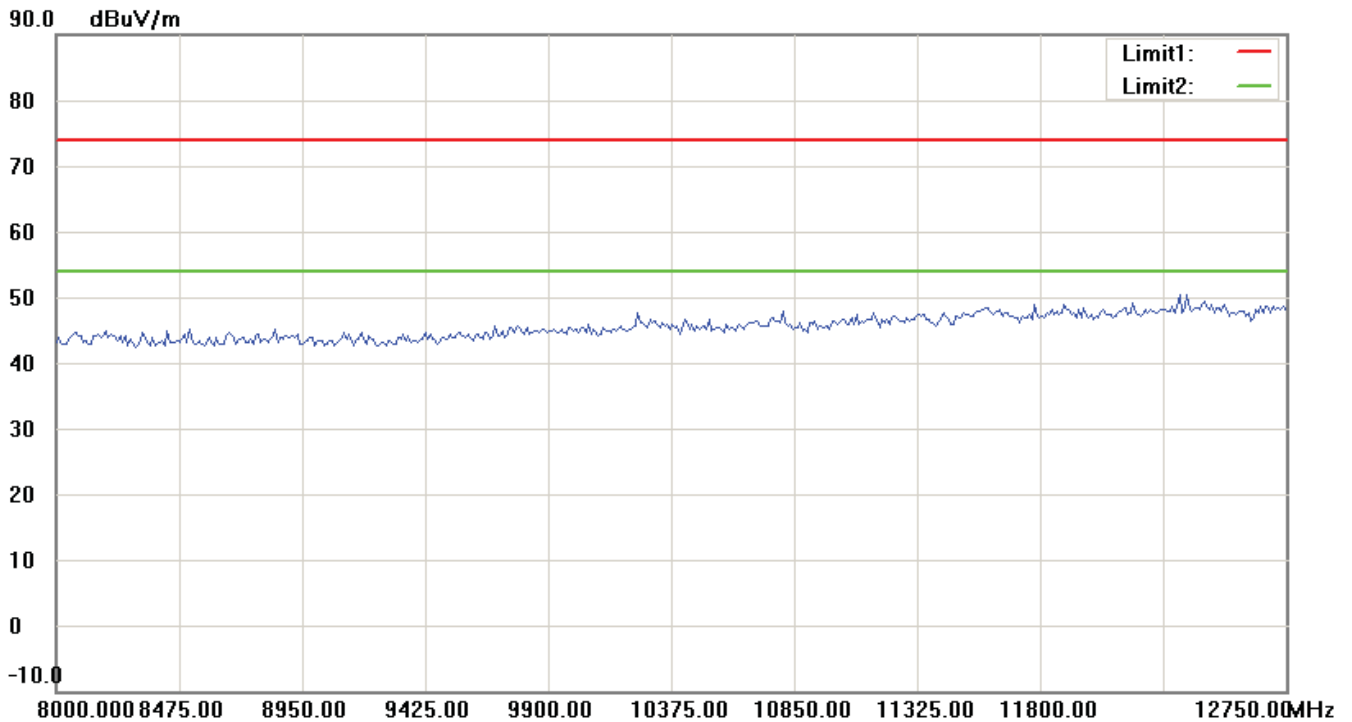
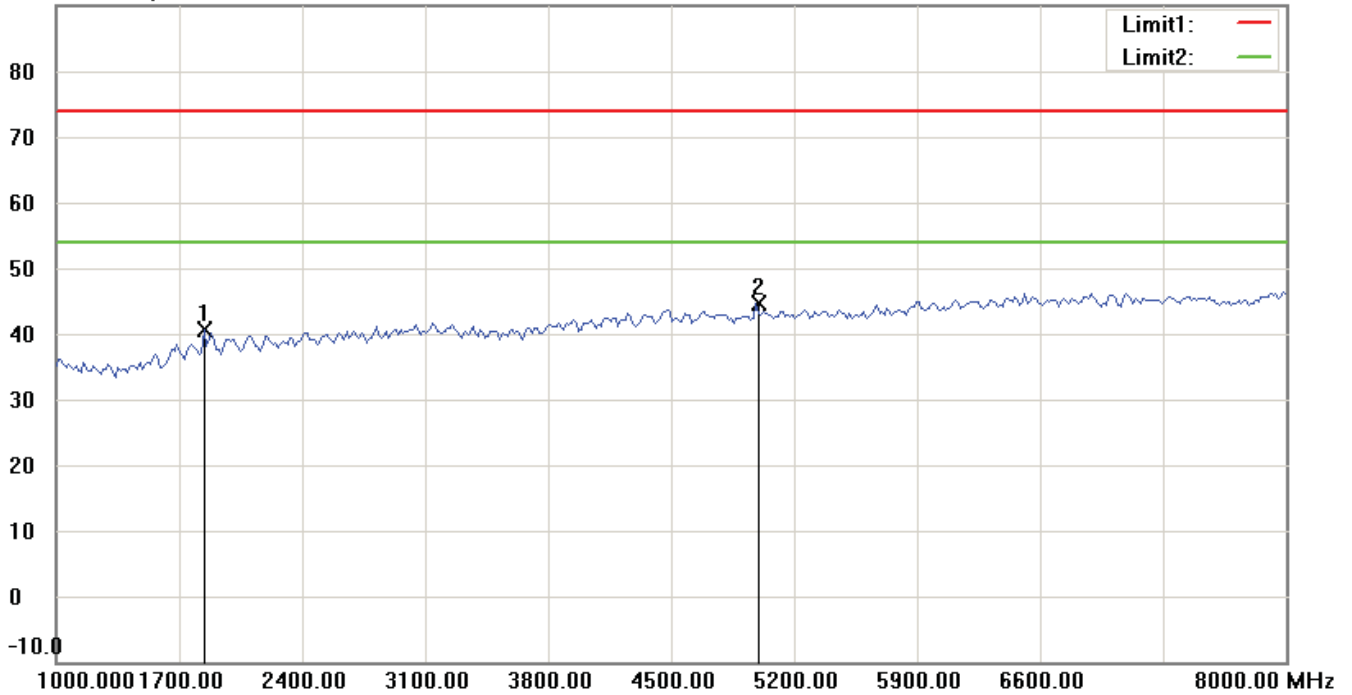


Worldwide Testing Services(Taiwan) Co., Ltd.

Report Number: W6M21212-12939-P-2224

FCC ID: GX9CTC10523G


90.0 dBuV/m



Up Line: Peak Limit Line Down Line: Ave Limit Line

Note:

1. The attached measurement plots are preliminarily pre-scanned with peak detector for determining the final checking frequencies and are for reference only.
2. The some frequencies may exceed the limit line without the specified detectors, but that cannot present the results are failed to the specification of test standard.
3. For corrected test results are listed in the relevant table of radiated test data of this test report.

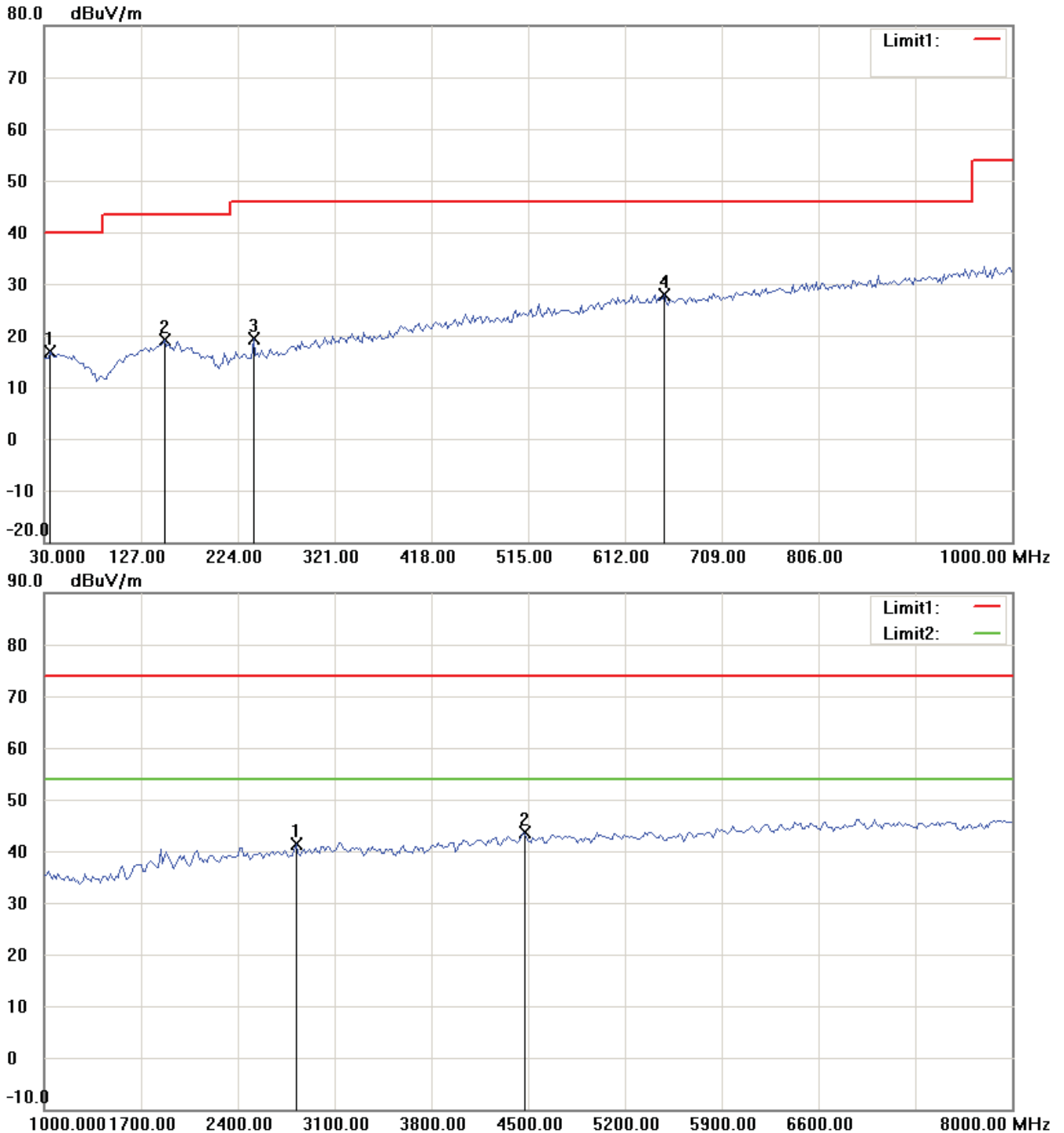


Report Number: W6M21212-12939-P-2224

FCC ID: GX9CTC10523G

850 band_Idle Mode_8.1 V

Antenna Polarization H



Up Line: Peak Limit Line Down Line: Ave Limit Line

Note:

1. The attached measurement plots are preliminarily pre-scanned with peak detector for determining the final checking frequencies and are for reference only.
2. The some frequencies may exceed the limit line without the specified detectors, but that cannot present the results are failed to the specification of test standard.
3. For corrected test results are listed in the relevant table of radiated test data of this test report.

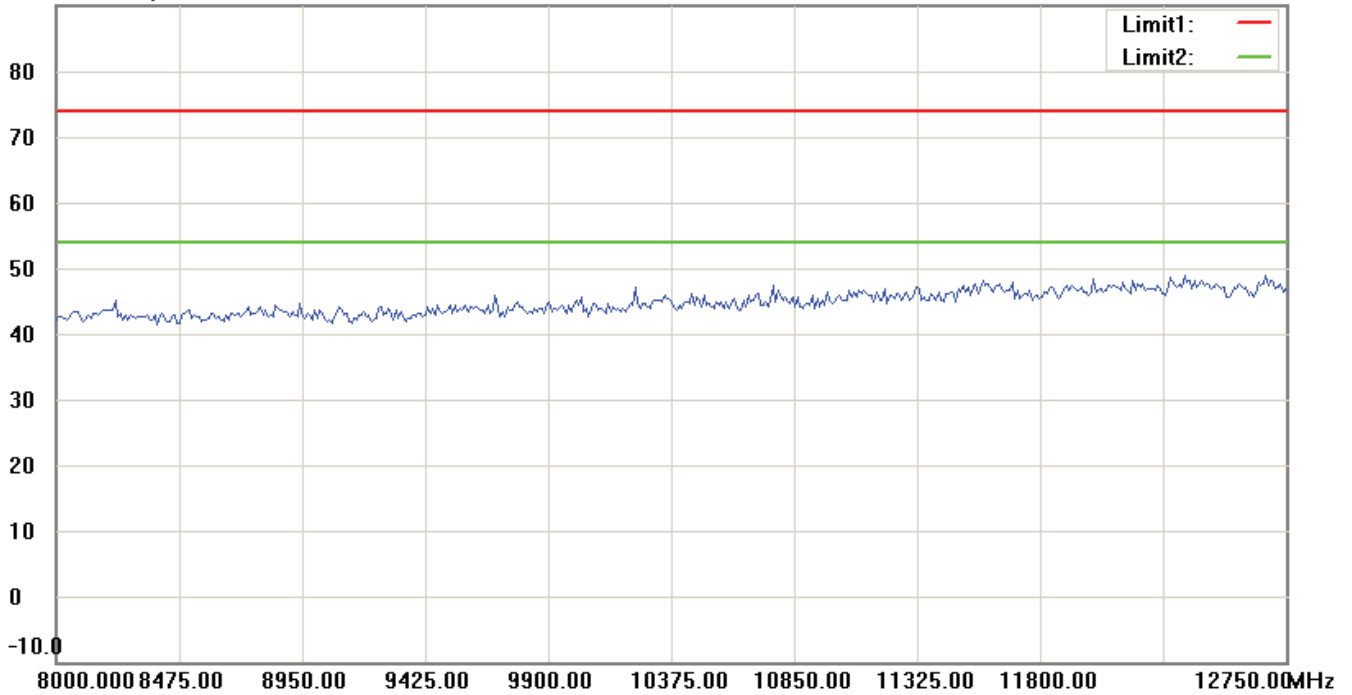


Worldwide Testing Services(Taiwan) Co., Ltd.

Report Number: W6M21212-12939-P-2224

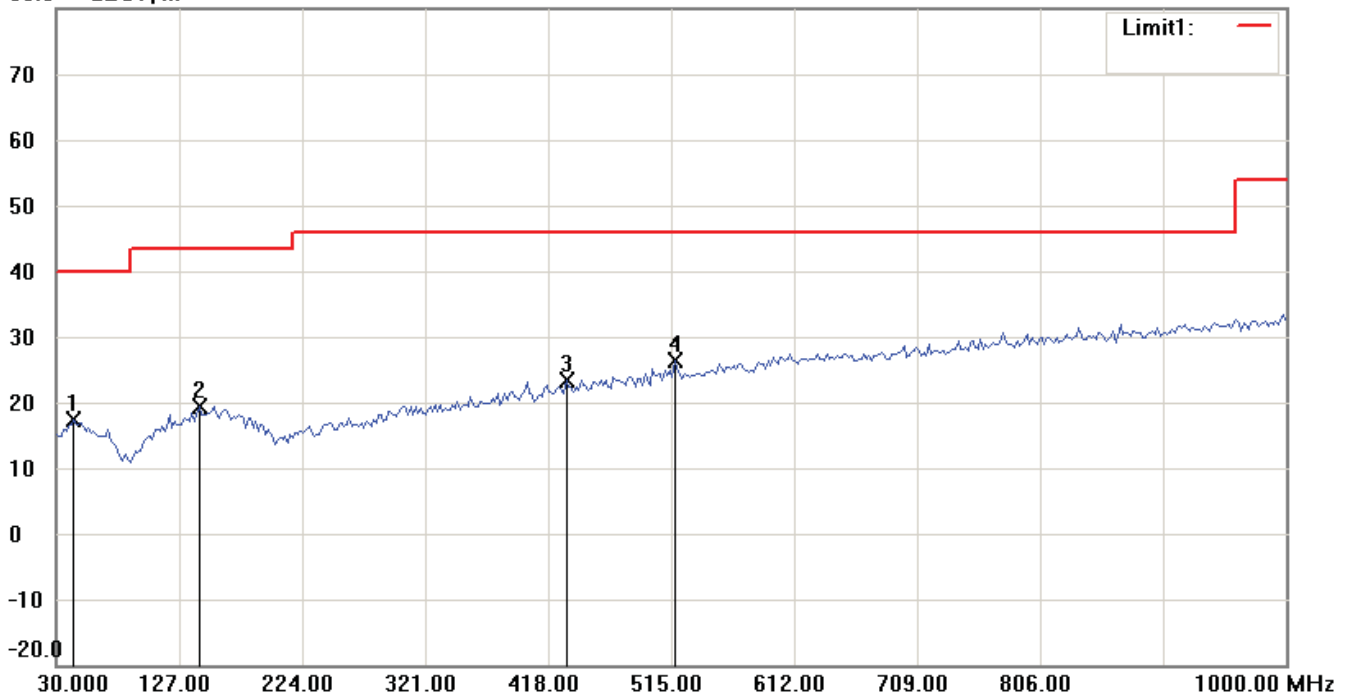
FCC ID: GX9CTC10523G

90.0 dBuV/m



Antenna Polarization V


80.0 dBuV/m



Up Line: Peak Limit Line Down Line: Ave Limit Line

Note:

1. The attached measurement plots are preliminarily pre-scanned with peak detector for determining the final checking frequencies and are for reference only.
2. The some frequencies may exceed the limit line without the specified detectors, but that cannot present the results are failed to the specification of test standard.
3. For corrected test results are listed in the relevant table of radiated test data of this test report.

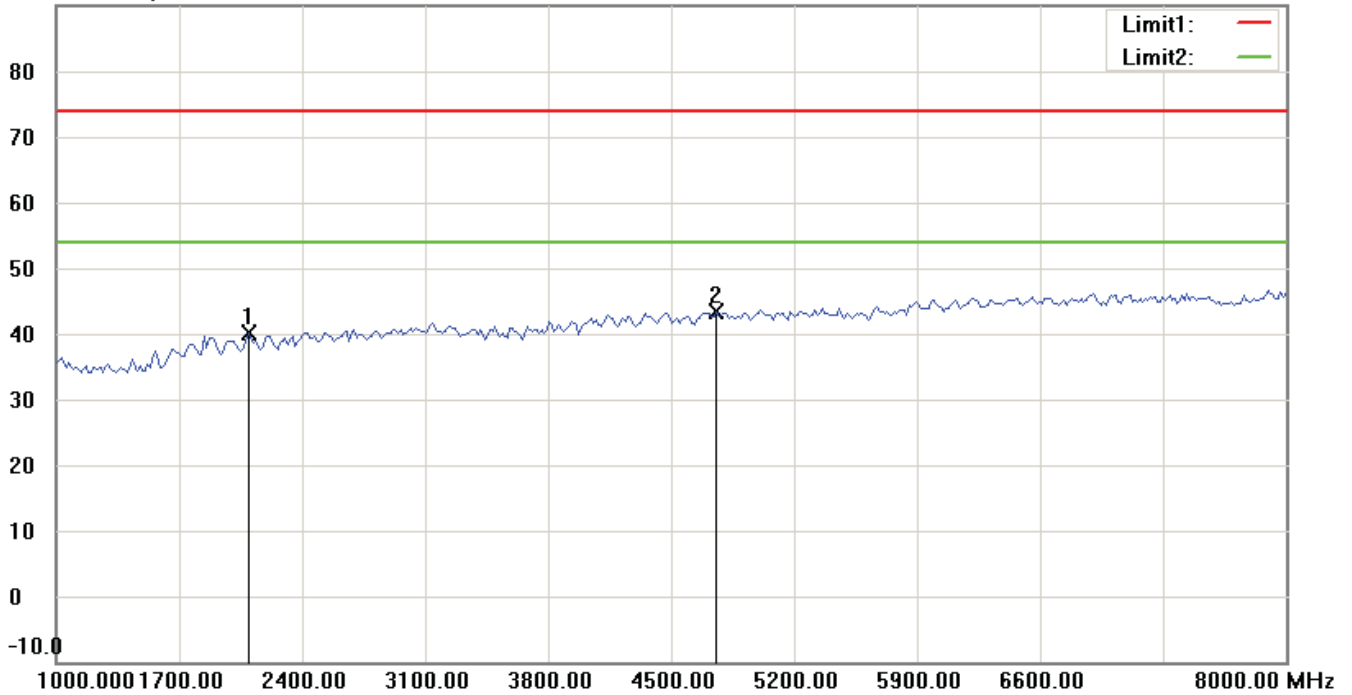


Worldwide Testing Services(Taiwan) Co., Ltd.

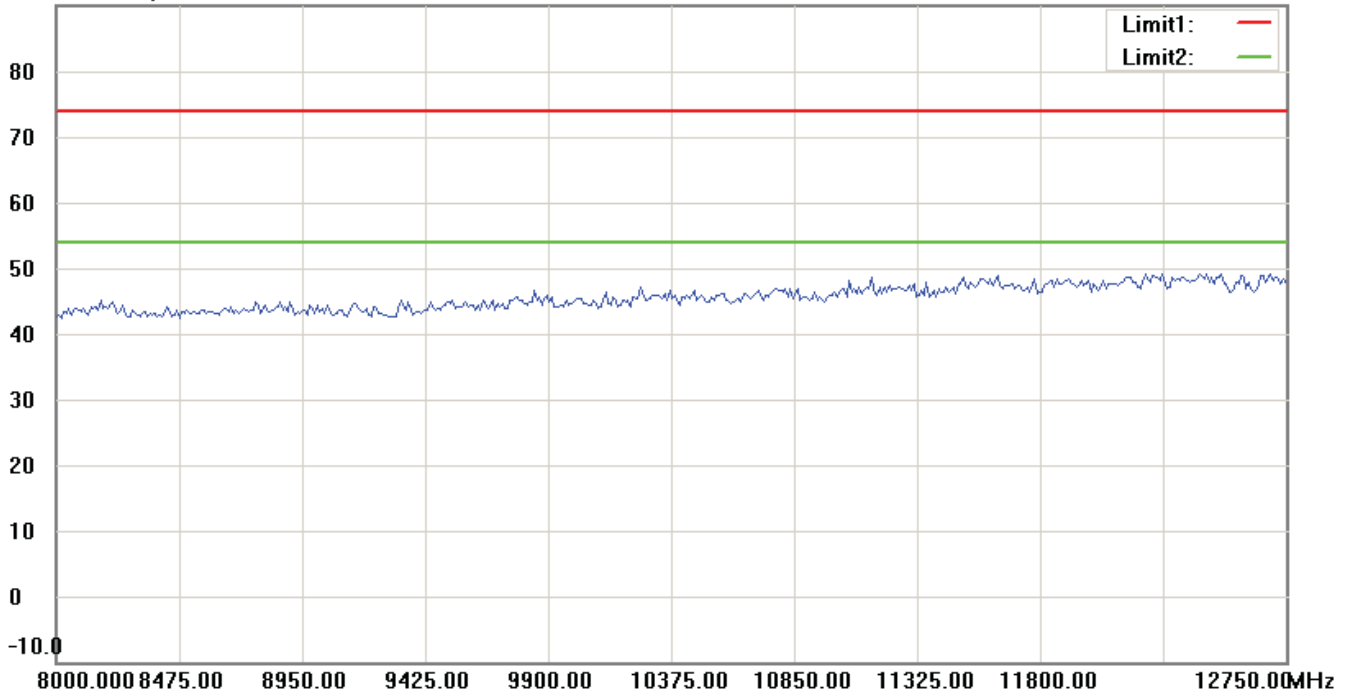
Report Number: W6M21212-12939-P-2224

FCC ID: GX9CTC10523G

90.0 dBuV/m



90.0 dBuV/m



Up Line: Peak Limit Line Down Line: Ave Limit Line

Note:

1. The attached measurement plots are preliminarily pre-scanned with peak detector for determining the final checking frequencies and are for reference only.
2. The some frequencies may exceed the limit line without the specified detectors, but that cannot present the results are failed to the specification of test standard.
3. For corrected test results are listed in the relevant table of radiated test data of this test report.

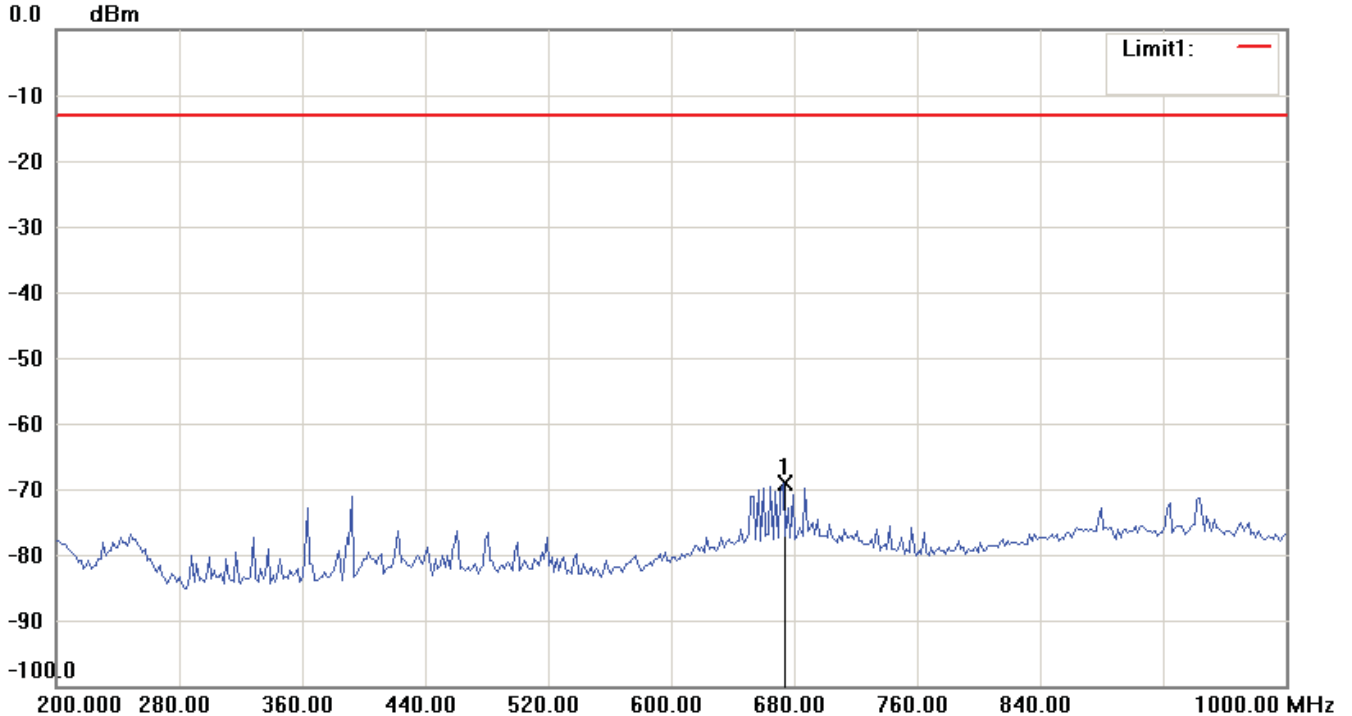
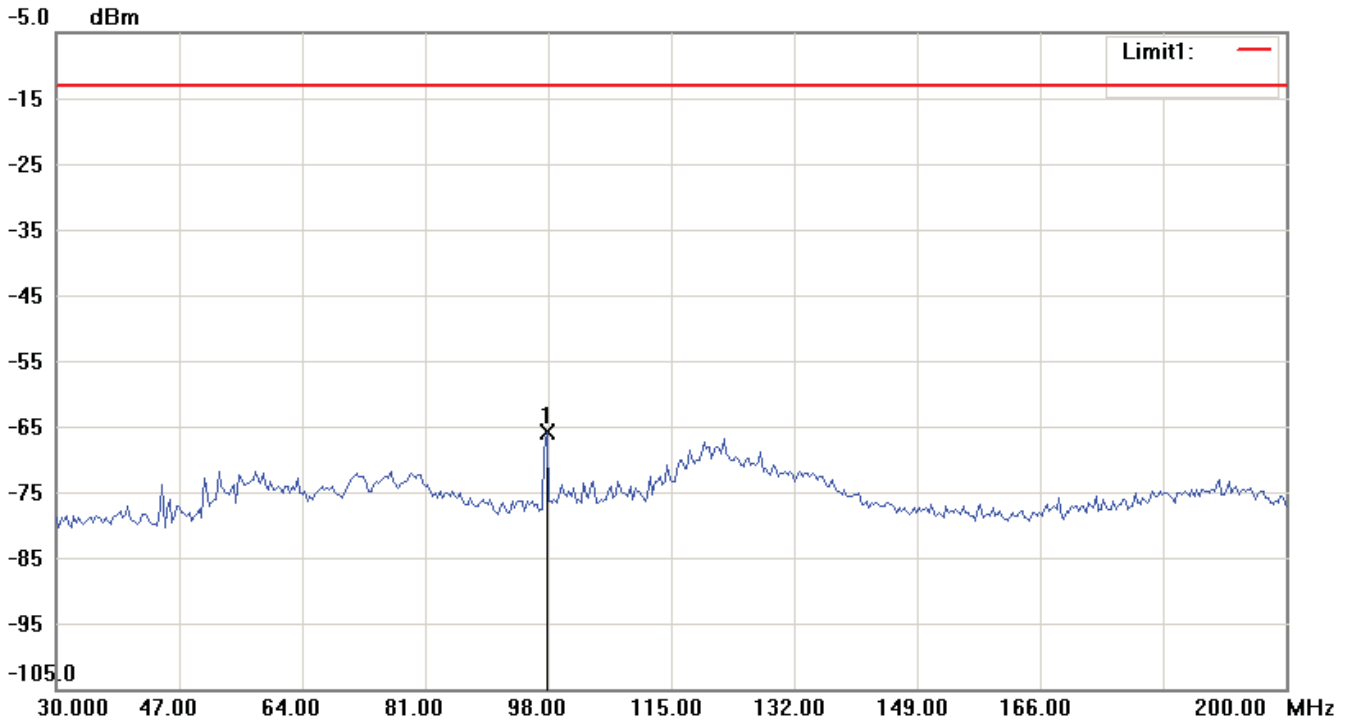


Report Number: W6M21212-12939-P-2224

FCC ID: GX9CTC10523G

1900 band_CH 512_9 V

Antenna Polarization H



Note:

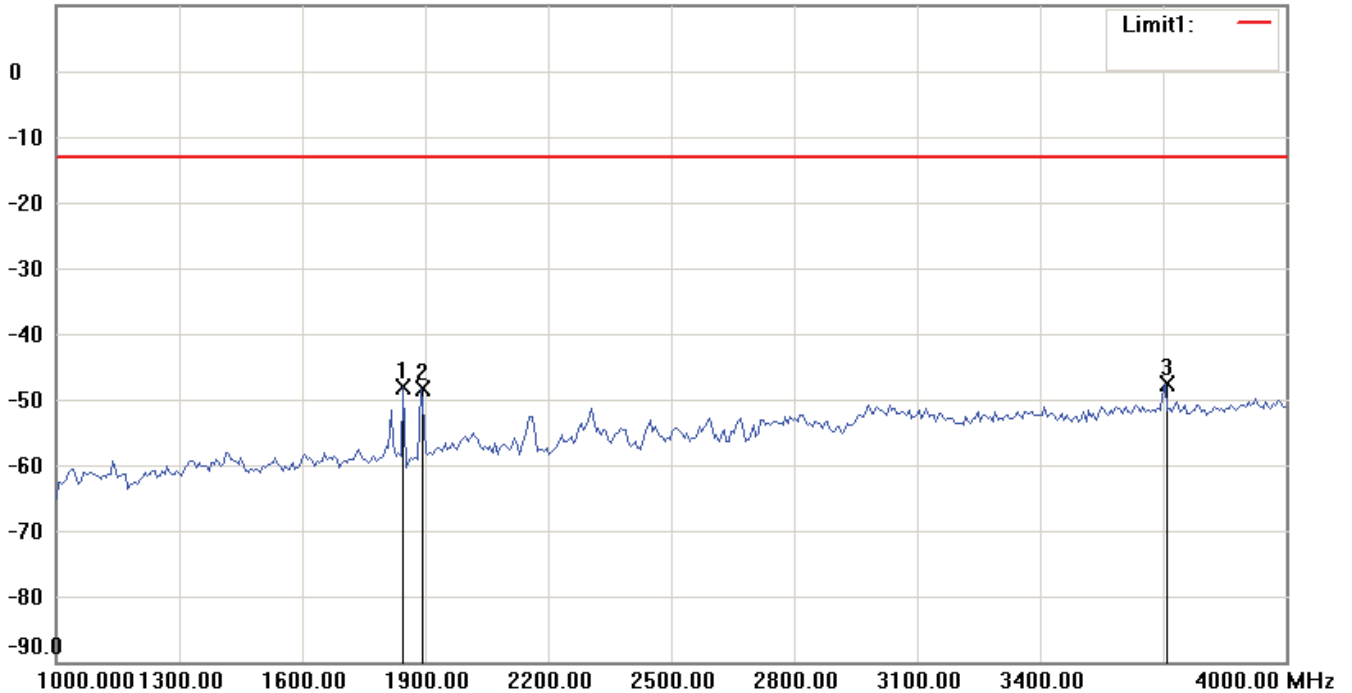
1. The attached measurement plots are preliminarily pre-scanned with peak detector for determining the final checking frequencies and are for reference only.
2. The some frequencies may exceed the limit line without the specified detectors, but that cannot present the results are failed to the specification of test standard.
3. For corrected test results are listed in the relevant table of radiated test data of this test report.



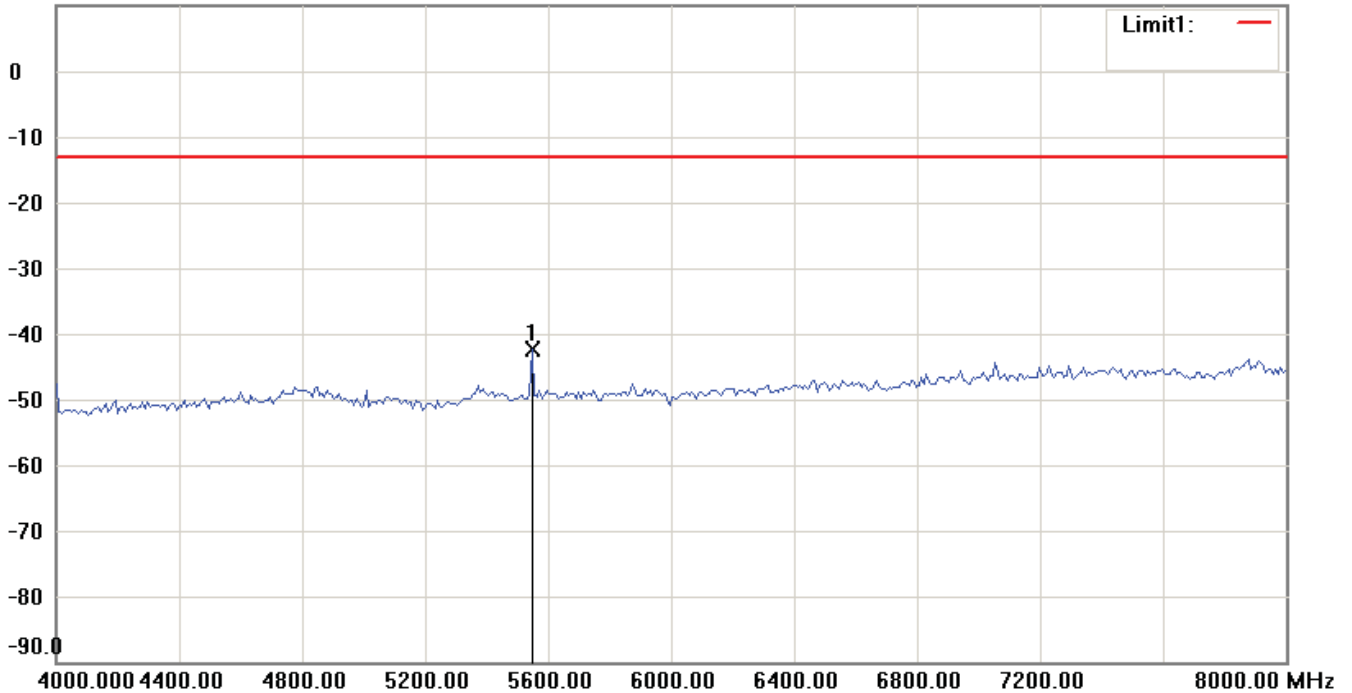
Report Number: W6M21212-12939-P-2224

FCC ID: GX9CTC10523G

10.0 dBm




10.0 dBm



Note:

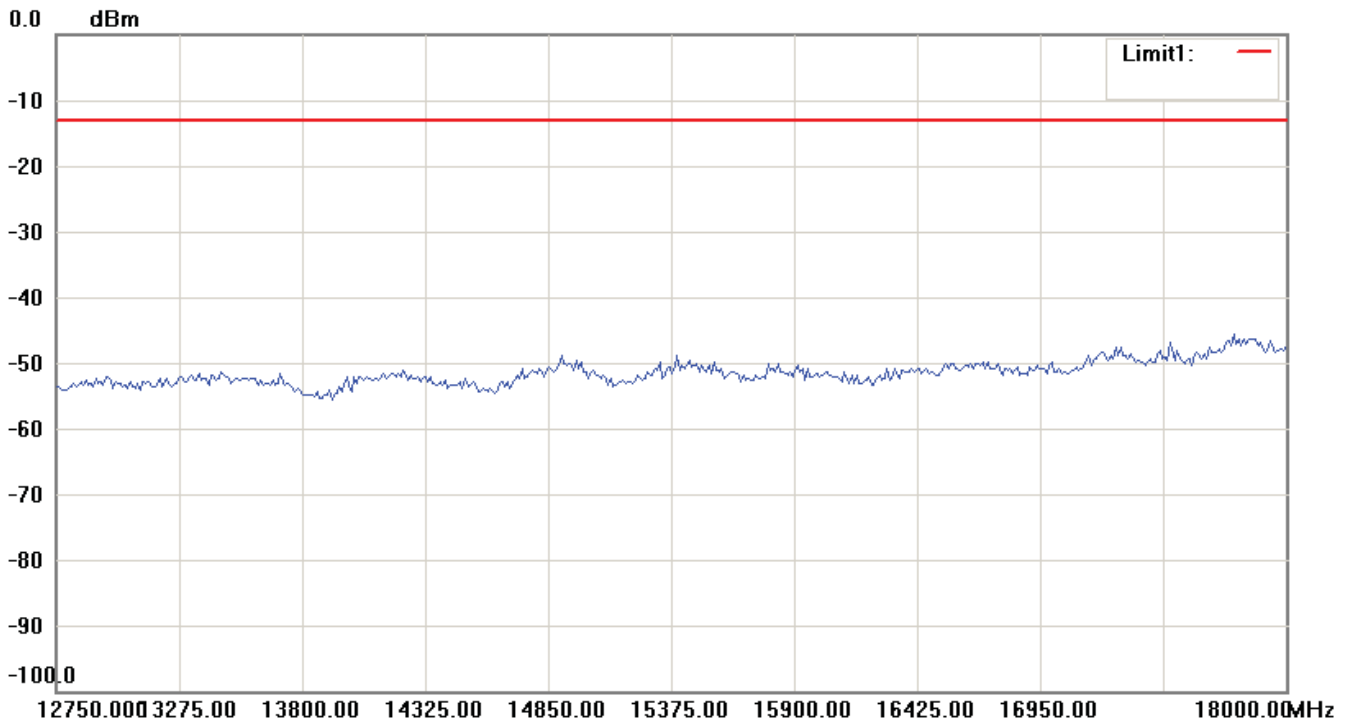
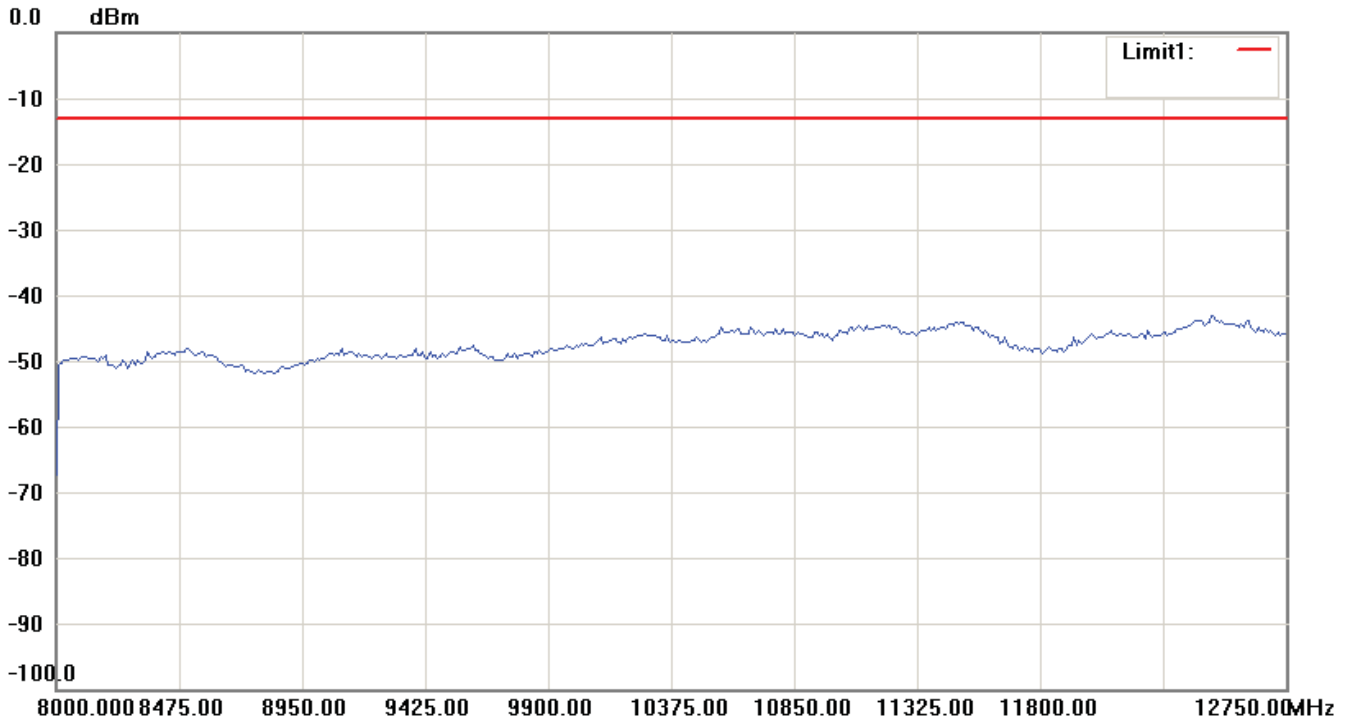
1. The attached measurement plots are preliminarily pre-scanned with peak detector for determining the final checking frequencies and are for reference only.
2. The some frequencies may exceed the limit line without the specified detectors, but that cannot present the results are failed to the specification of test standard.
3. For corrected test results are listed in the relevant table of radiated test data of this test report.



Worldwide Testing Services(Taiwan) Co., Ltd.


Report Number: W6M21212-12939-P-2224

FCC ID: GX9CTC10523G



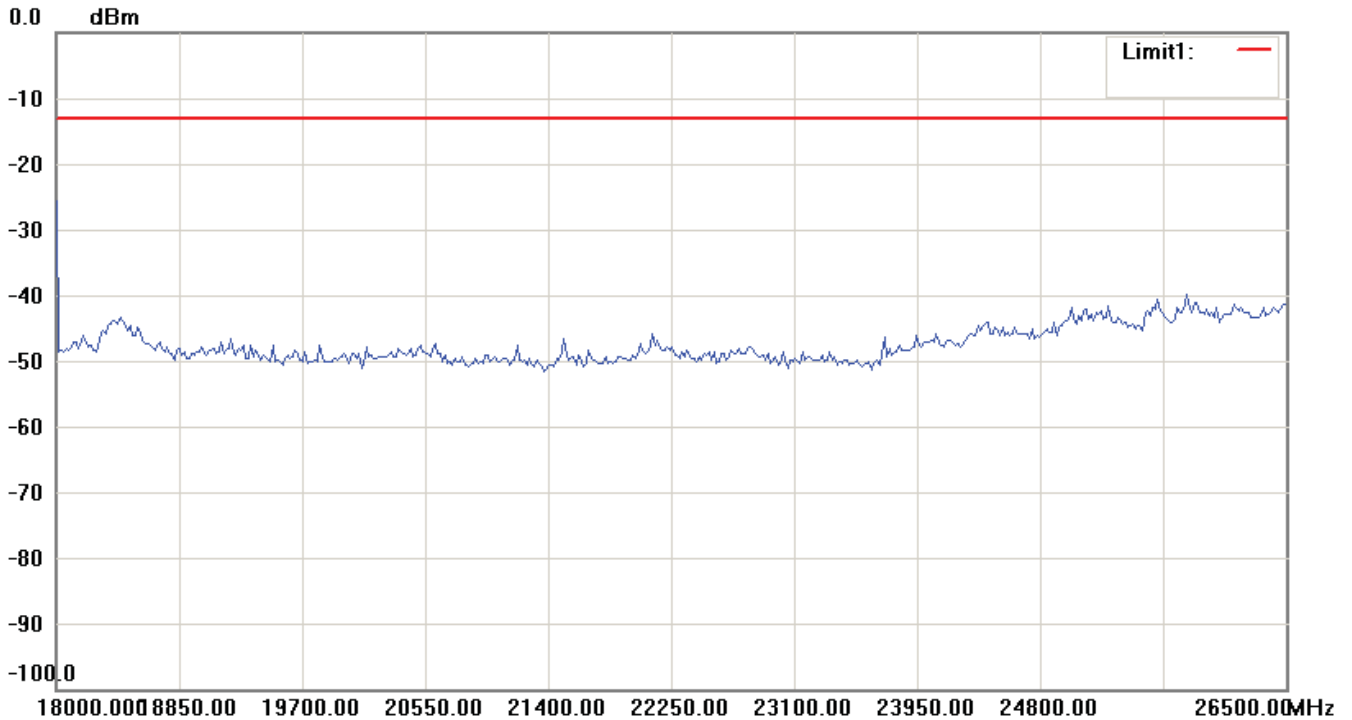
Note:

1. The attached measurement plots are preliminarily pre-scanned with peak detector for determining the final checking frequencies and are for reference only.
2. The some frequencies may exceed the limit line without the specified detectors, but that cannot present the results are failed to the specification of test standard.
3. For corrected test results are listed in the relevant table of radiated test data of this test report.

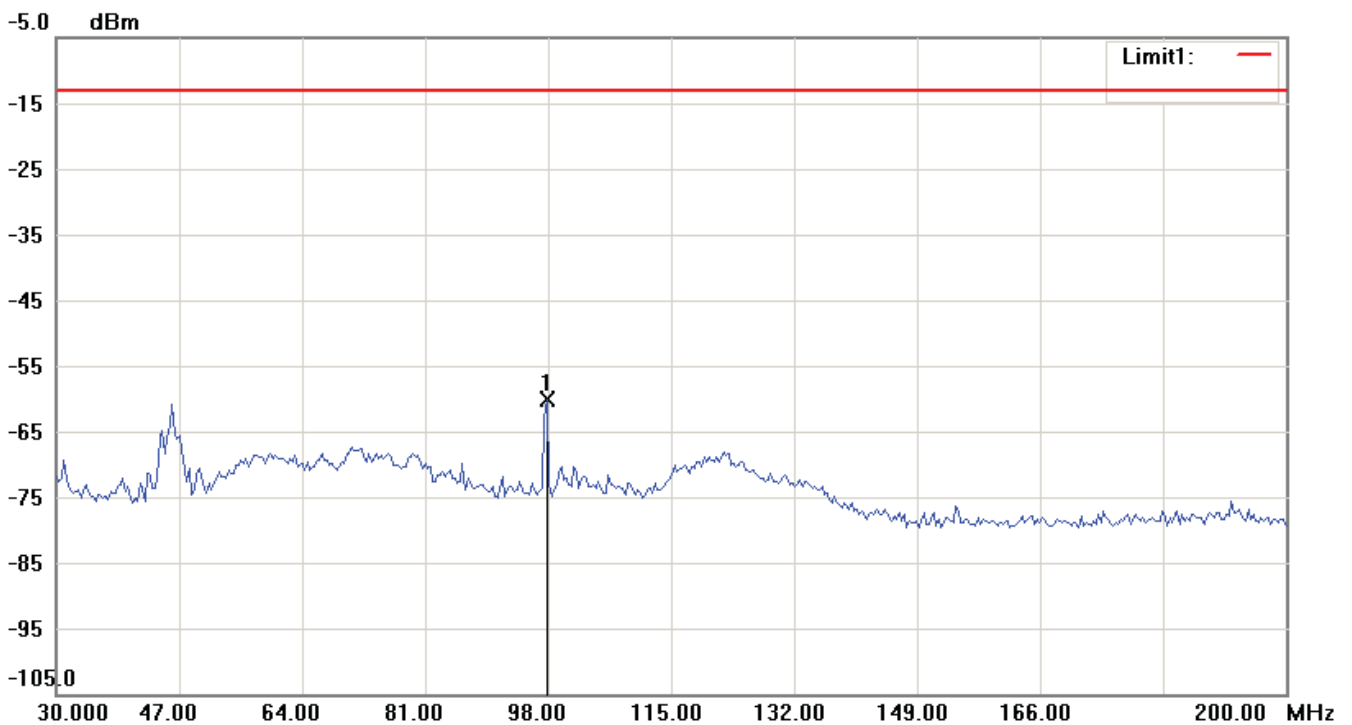


Report Number: W6M21212-12939-P-2224

FCC ID: GX9CTC10523G




Antenna Polarization V



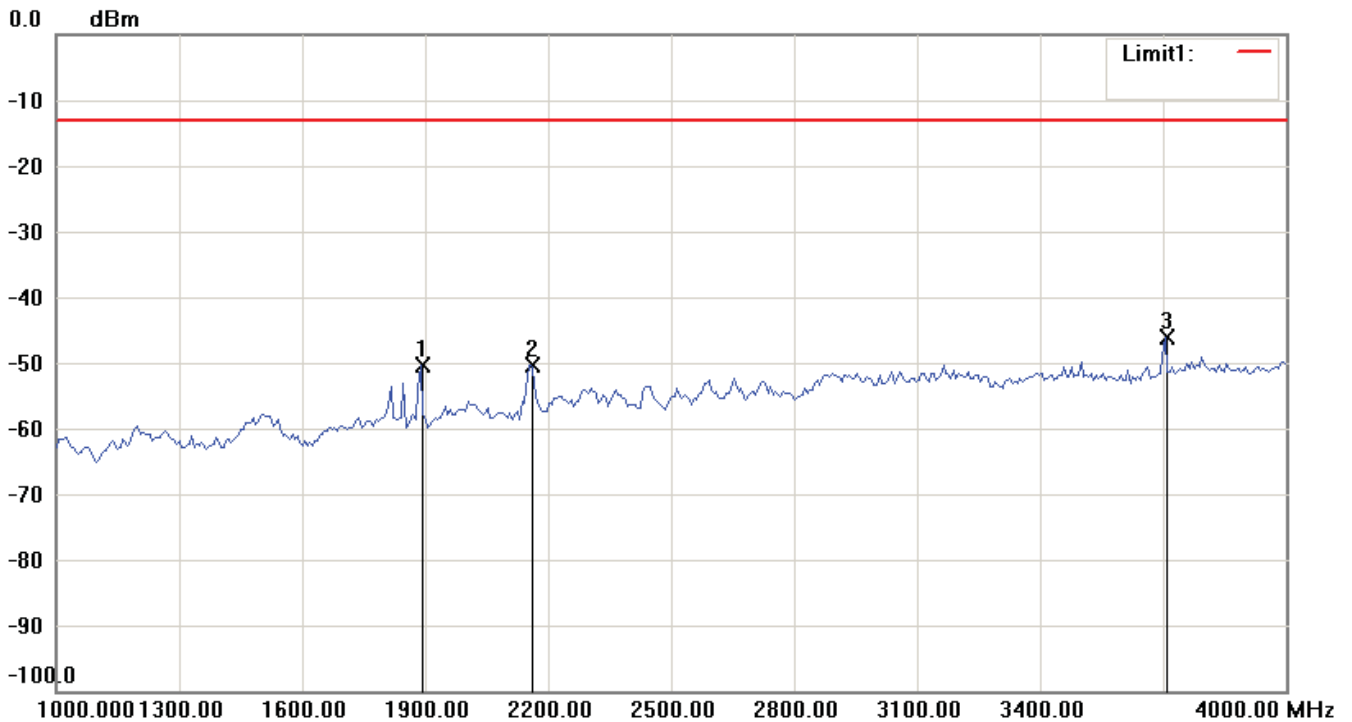
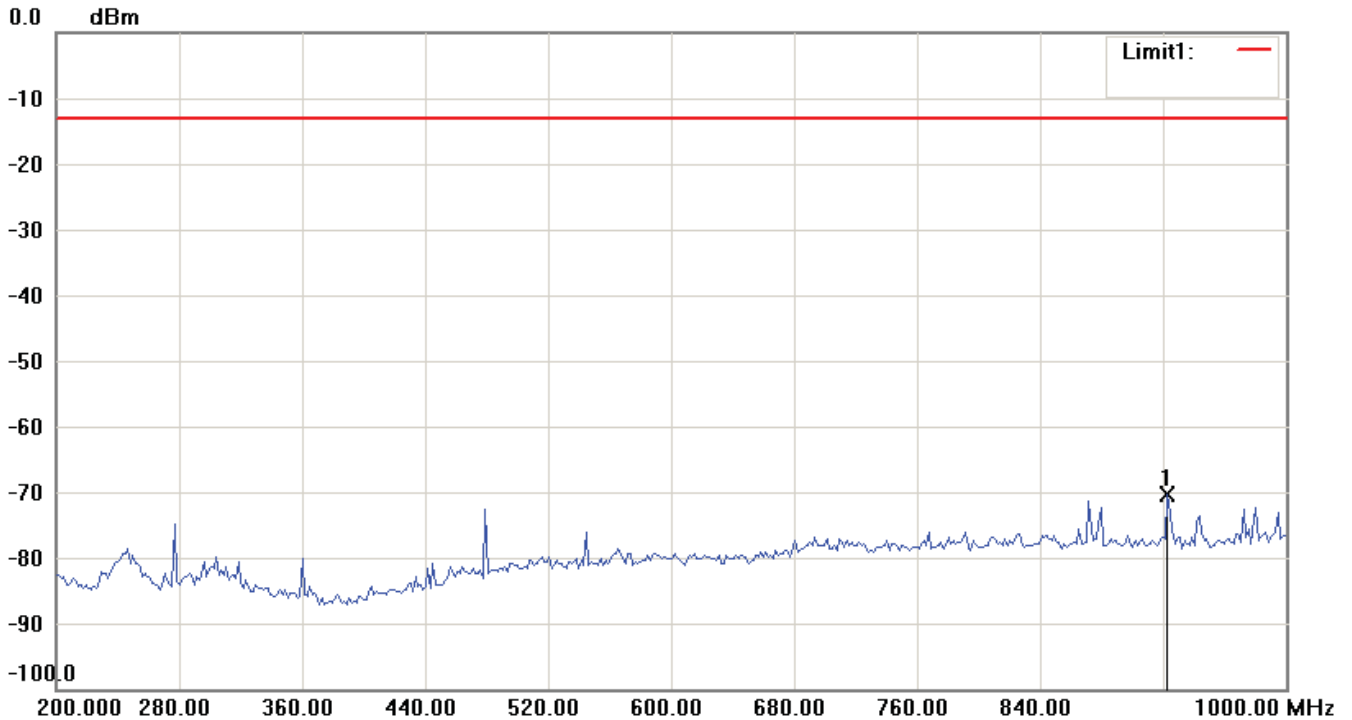
Note:

1. The attached measurement plots are preliminarily pre-scanned with peak detector for determining the final checking frequencies and are for reference only.
2. The some frequencies may exceed the limit line without the specified detectors, but that cannot present the results are failed to the specification of test standard.
3. For corrected test results are listed in the relevant table of radiated test data of this test report.




Report Number: W6M21212-12939-P-2224

FCC ID: GX9CTC10523G



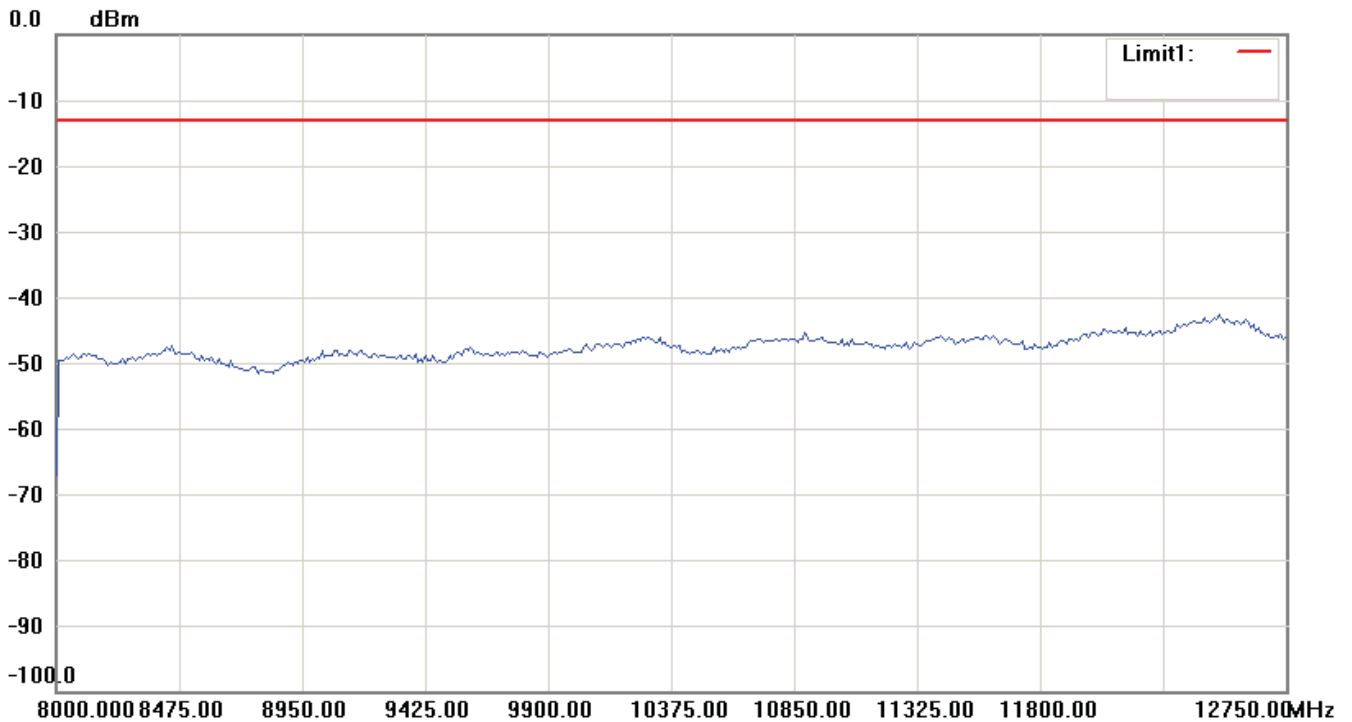
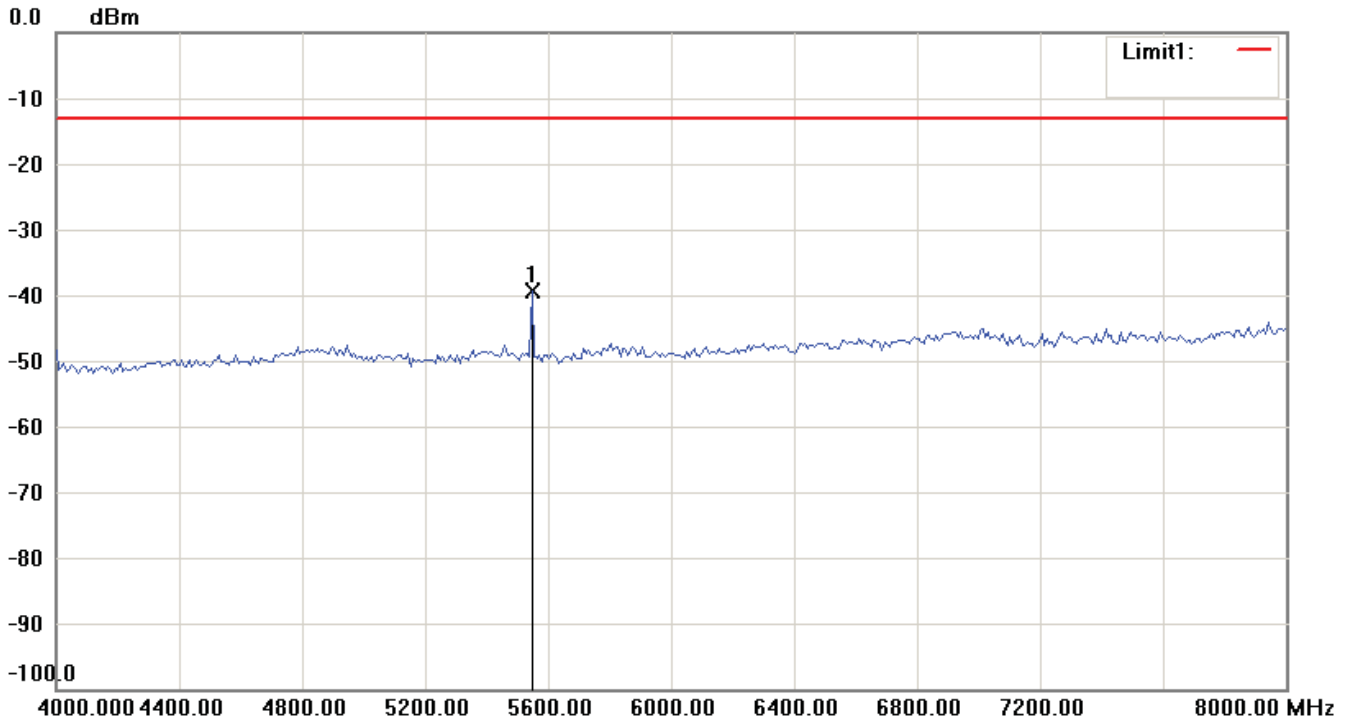
Note:

1. The attached measurement plots are preliminarily pre-scanned with peak detector for determining the final checking frequencies and are for reference only.
2. The some frequencies may exceed the limit line without the specified detectors, but that cannot present the results are failed to the specification of test standard.
3. For corrected test results are listed in the relevant table of radiated test data of this test report.



Report Number: W6M21212-12939-P-2224

FCC ID: GX9CTC10523G



Note:

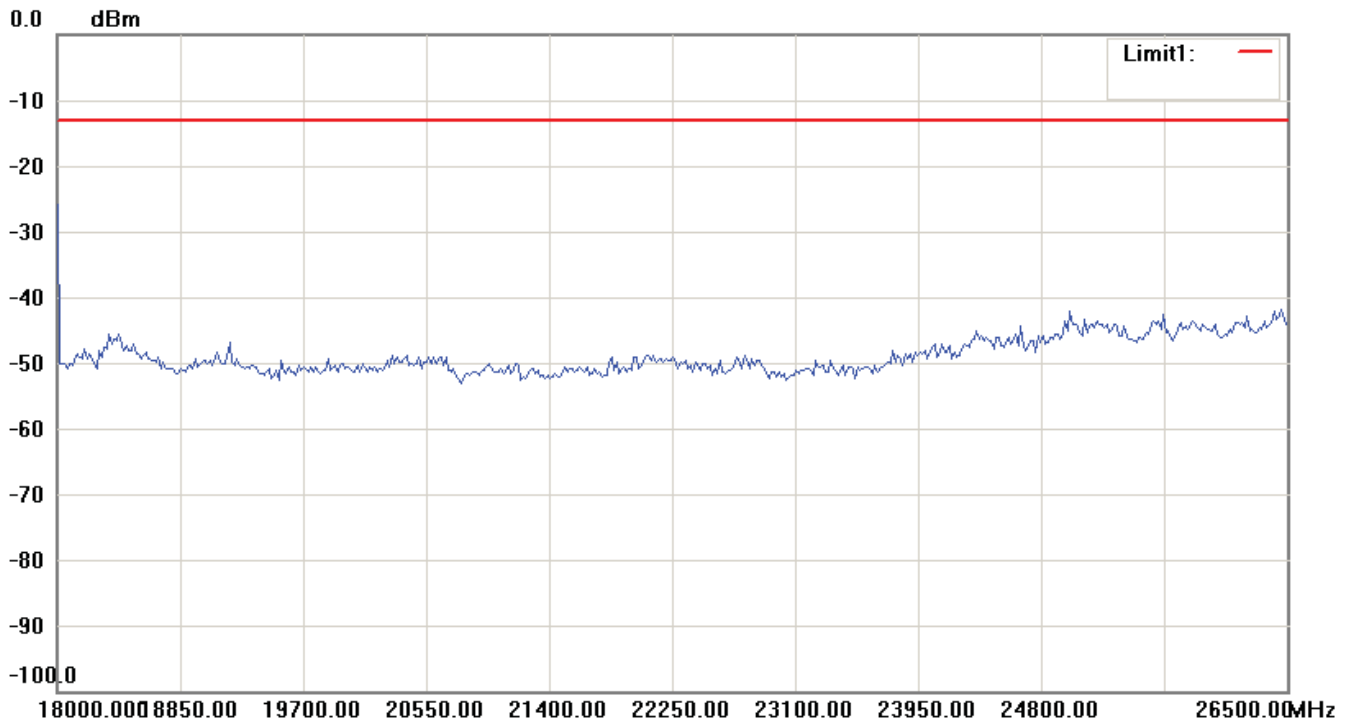
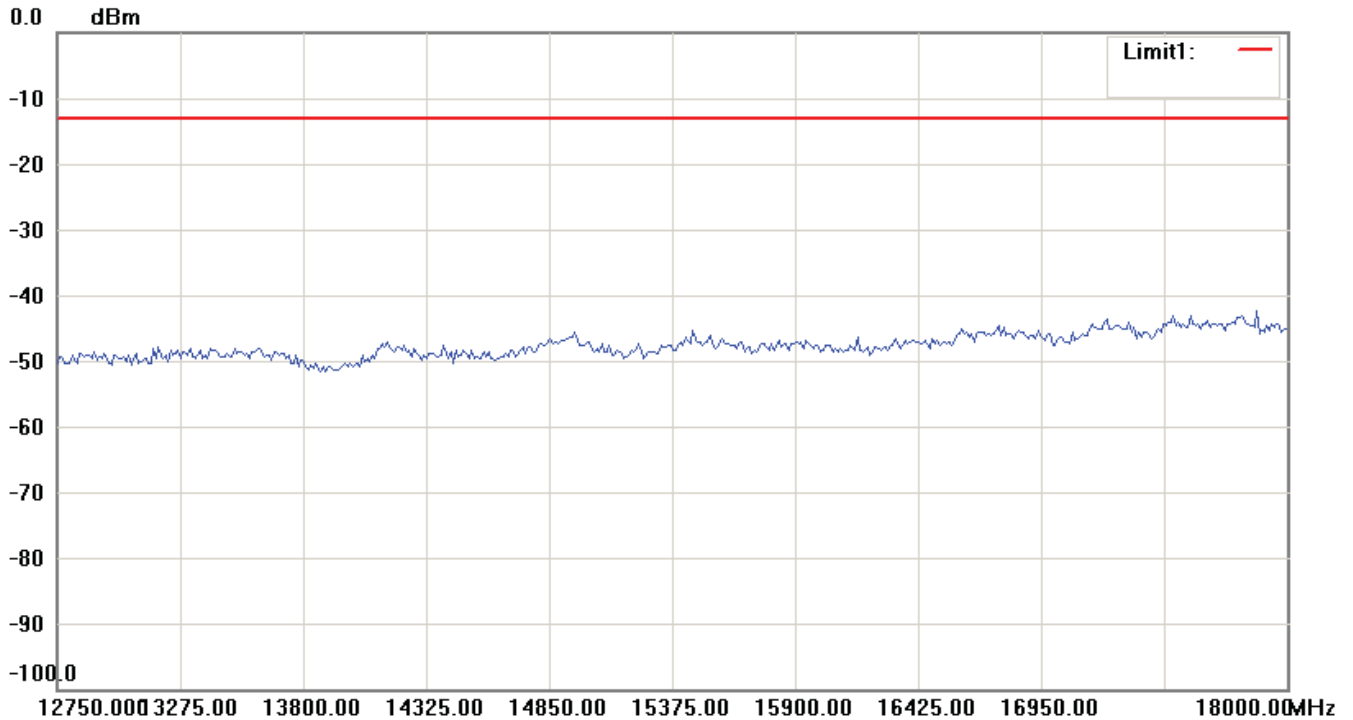
1. The attached measurement plots are preliminarily pre-scanned with peak detector for determining the final checking frequencies and are for reference only.
2. The some frequencies may exceed the limit line without the specified detectors, but that cannot present the results are failed to the specification of test standard.
3. For corrected test results are listed in the relevant table of radiated test data of this test report.



Worldwide Testing Services(Taiwan) Co., Ltd.


Report Number: W6M21212-12939-P-2224

FCC ID: GX9CTC10523G



Note:

1. The attached measurement plots are preliminarily pre-scanned with peak detector for determining the final checking frequencies and are for reference only.
2. The some frequencies may exceed the limit line without the specified detectors, but that cannot present the results are failed to the specification of test standard.
3. For corrected test results are listed in the relevant table of radiated test data of this test report.

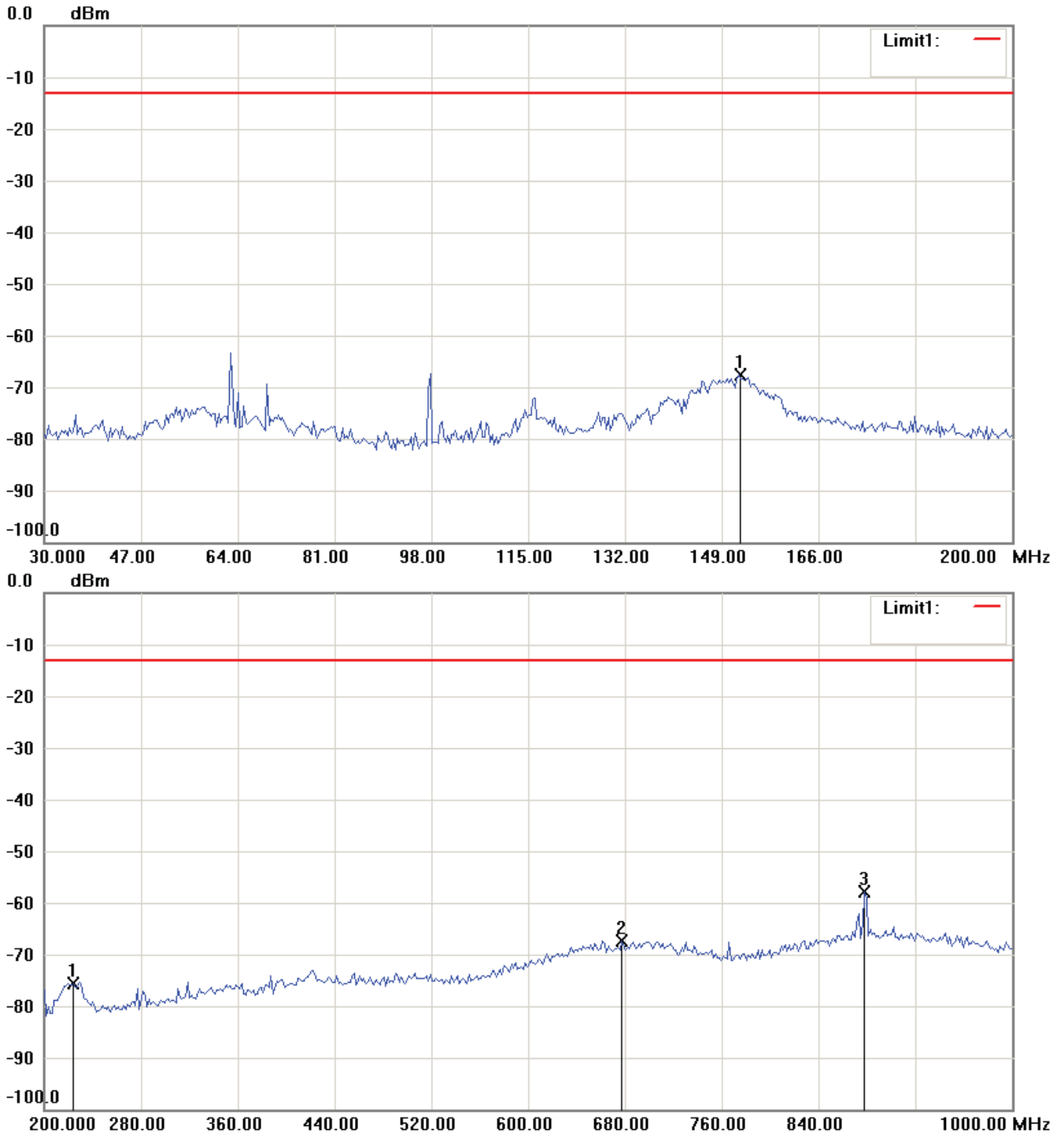


Report Number: W6M21212-12939-P-2224

FCC ID: GX9CTC10523G


1900 band_CH 512_8.1 V

Antenna Polarization H



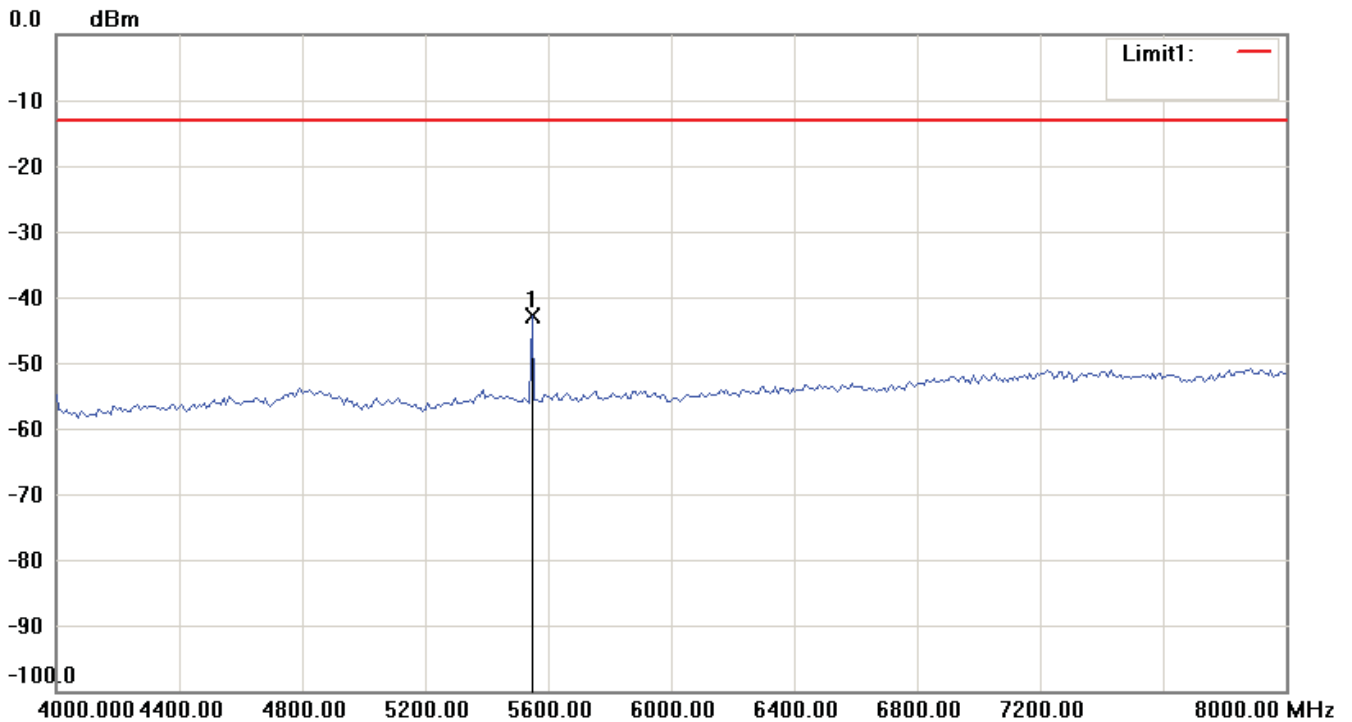
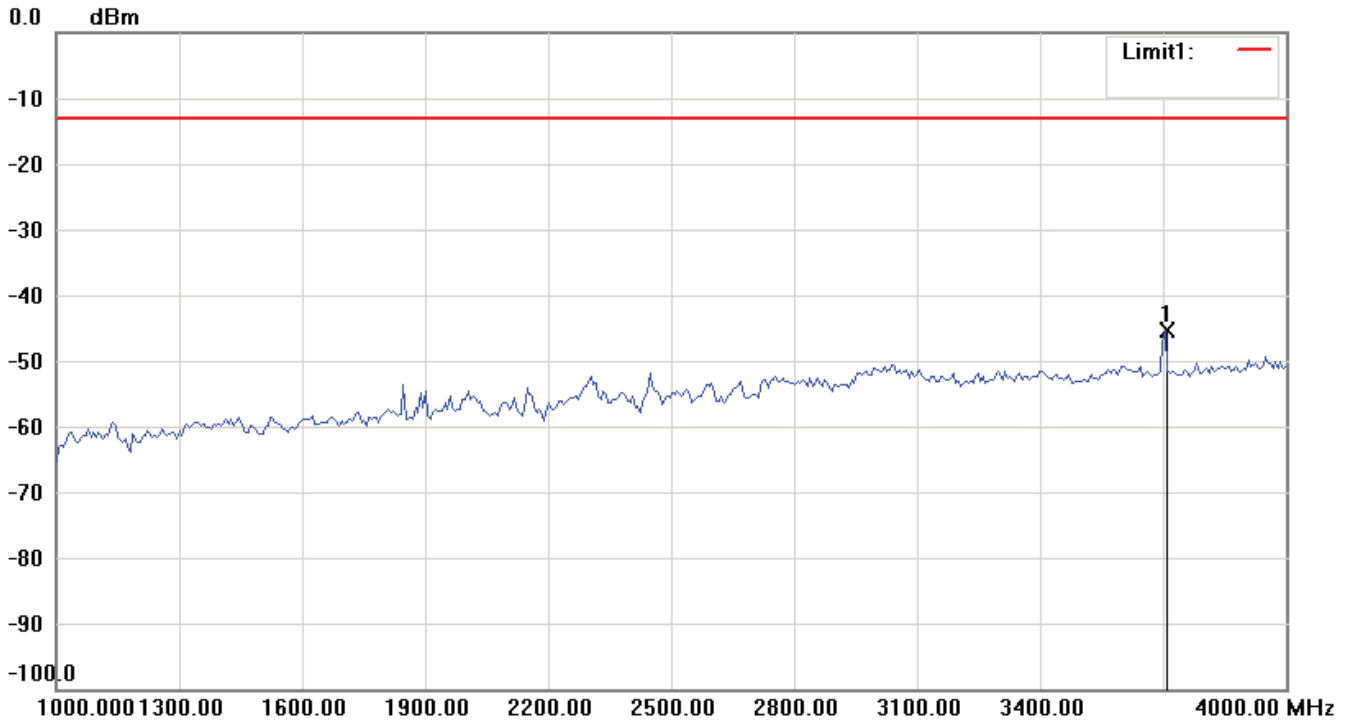
Note:

1. The attached measurement plots are preliminarily pre-scanned with peak detector for determining the final checking frequencies and are for reference only.
2. The some frequencies may exceed the limit line without the specified detectors, but that cannot present the results are failed to the specification of test standard.
3. For corrected test results are listed in the relevant table of radiated test data of this test report.



Report Number: W6M21212-12939-P-2224

FCC ID: GX9CTC10523G



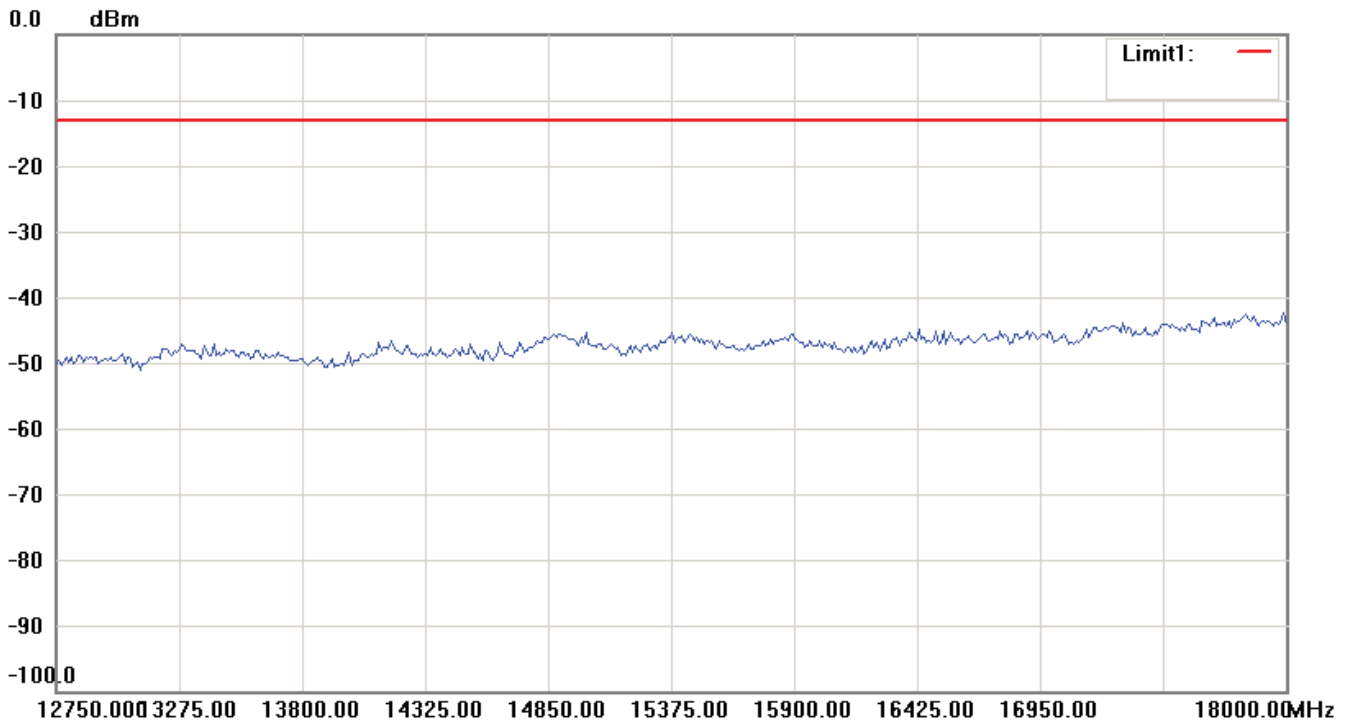
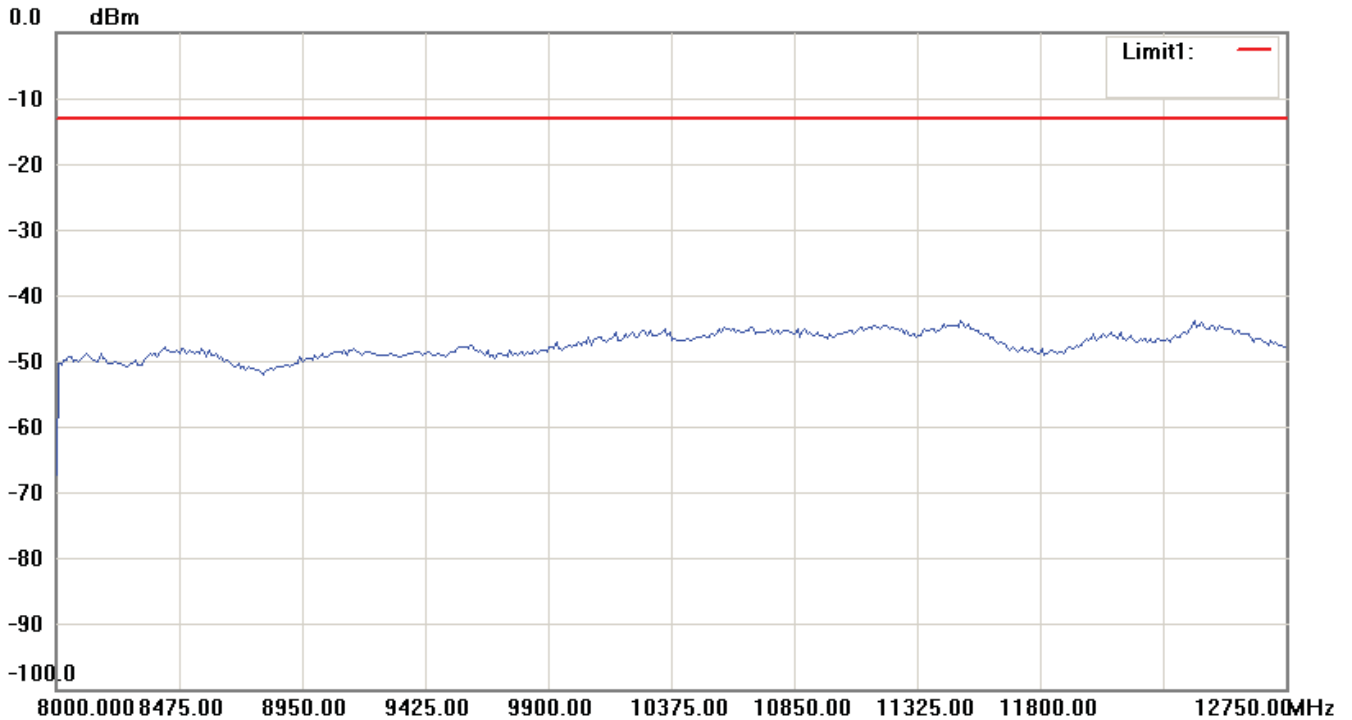
Note:

1. The attached measurement plots are preliminarily pre-scanned with peak detector for determining the final checking frequencies and are for reference only.
2. The some frequencies may exceed the limit line without the specified detectors, but that cannot present the results are failed to the specification of test standard.
3. For corrected test results are listed in the relevant table of radiated test data of this test report.




Report Number: W6M21212-12939-P-2224

FCC ID: GX9CTC10523G



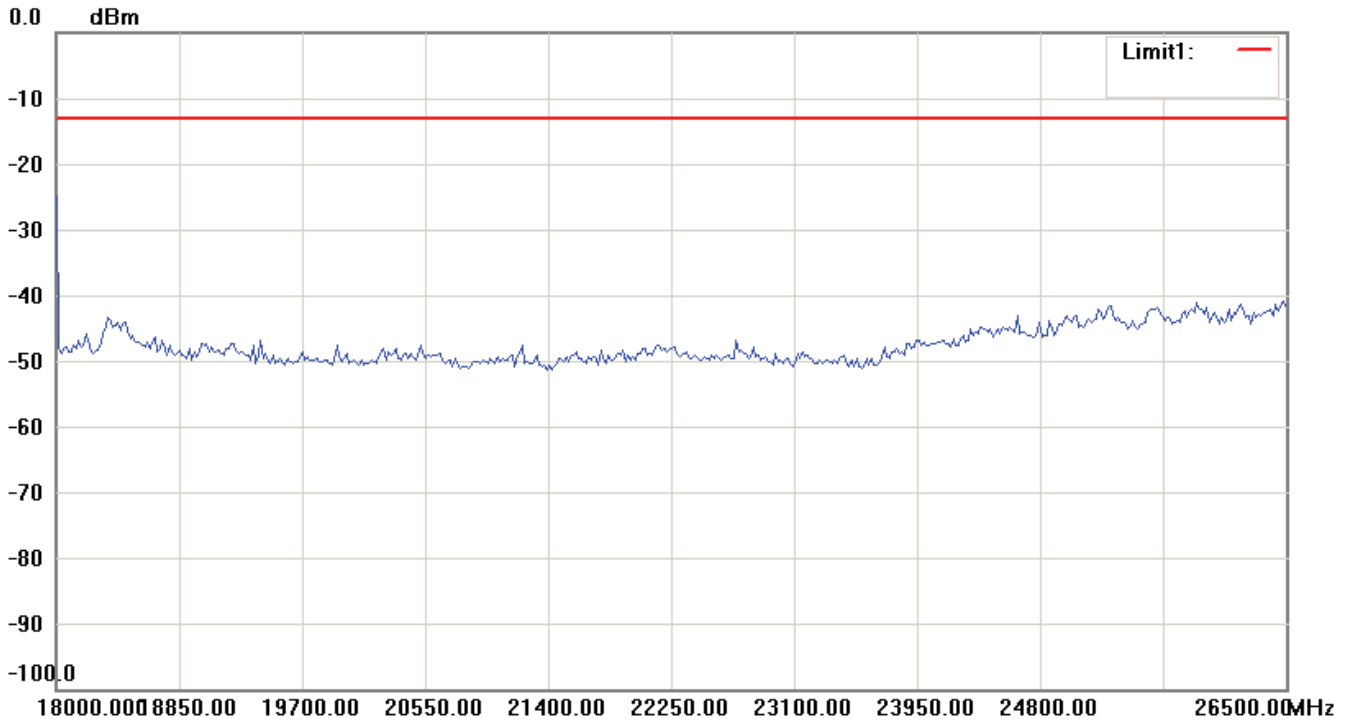
Note:

1. The attached measurement plots are preliminarily pre-scanned with peak detector for determining the final checking frequencies and are for reference only.
2. The some frequencies may exceed the limit line without the specified detectors, but that cannot present the results are failed to the specification of test standard.
3. For corrected test results are listed in the relevant table of radiated test data of this test report.

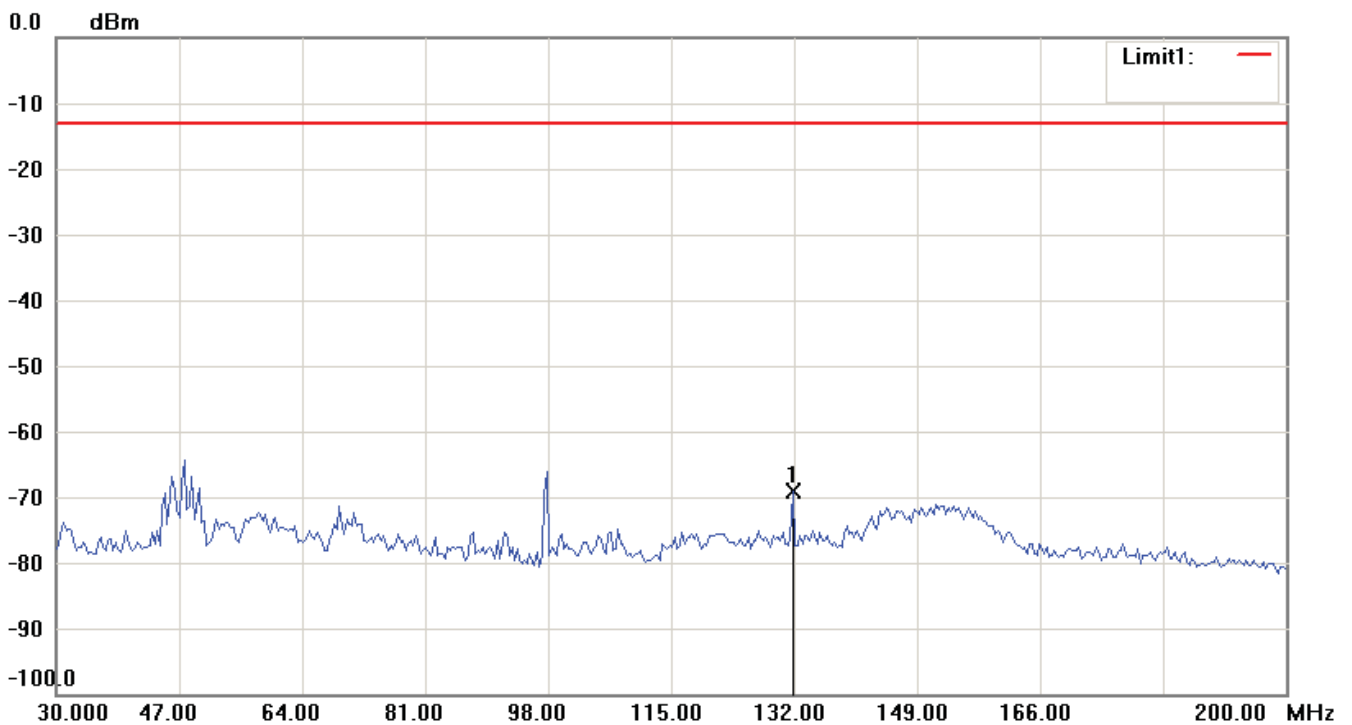


Report Number: W6M21212-12939-P-2224

FCC ID: GX9CTC10523G




Antenna Polarization V



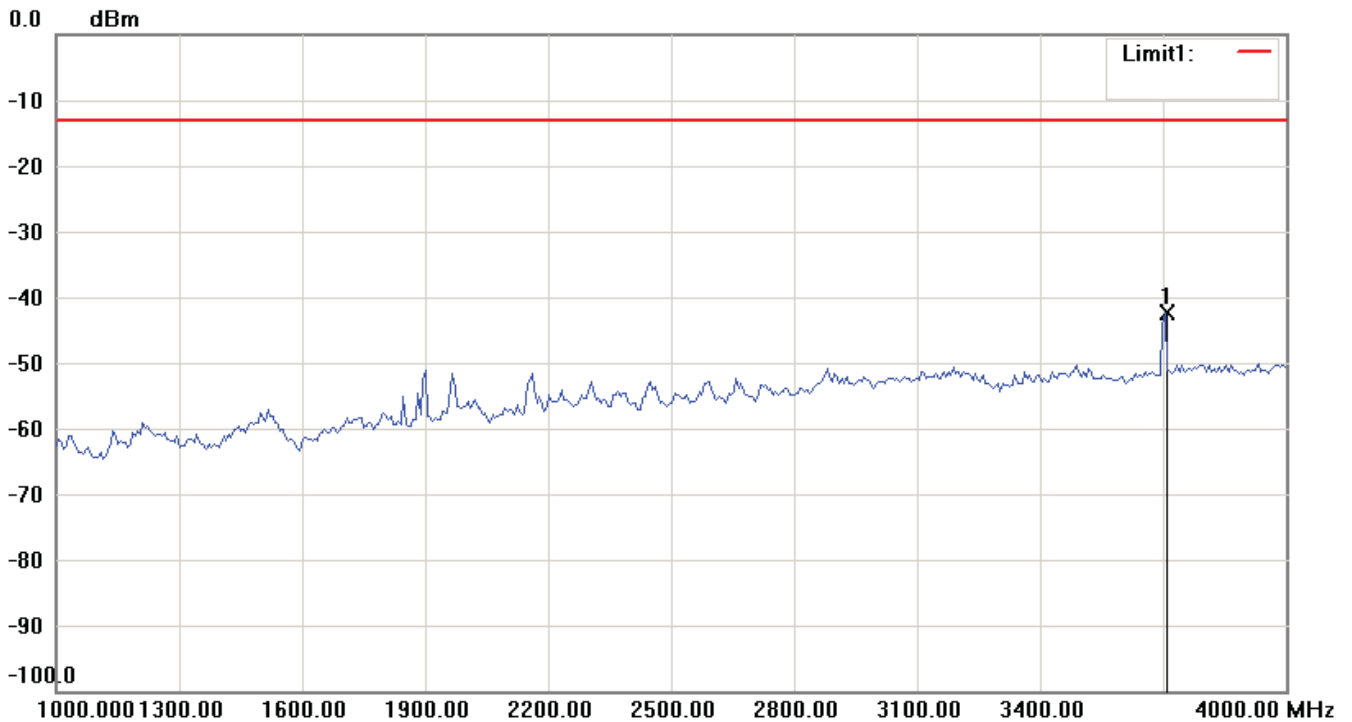
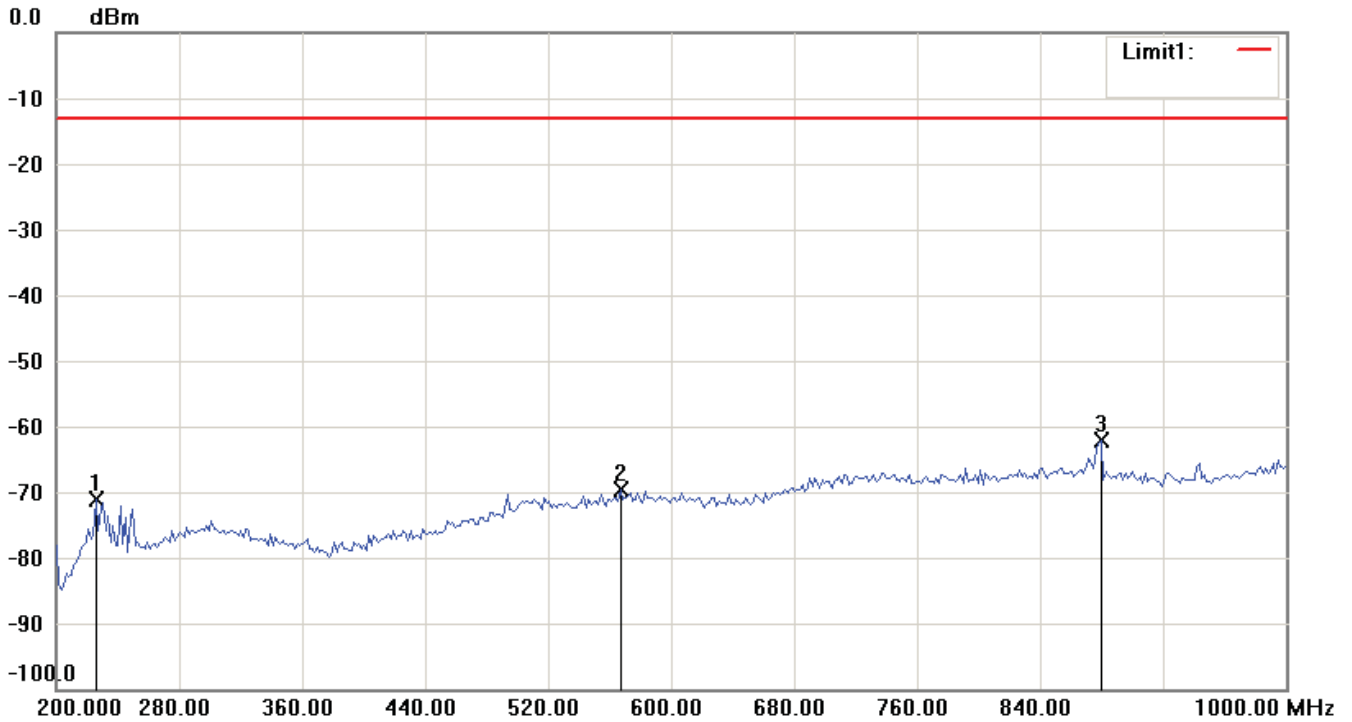
Note:

1. The attached measurement plots are preliminarily pre-scanned with peak detector for determining the final checking frequencies and are for reference only.
2. The some frequencies may exceed the limit line without the specified detectors, but that cannot present the results are failed to the specification of test standard.
3. For corrected test results are listed in the relevant table of radiated test data of this test report.




Report Number: W6M21212-12939-P-2224

FCC ID: GX9CTC10523G



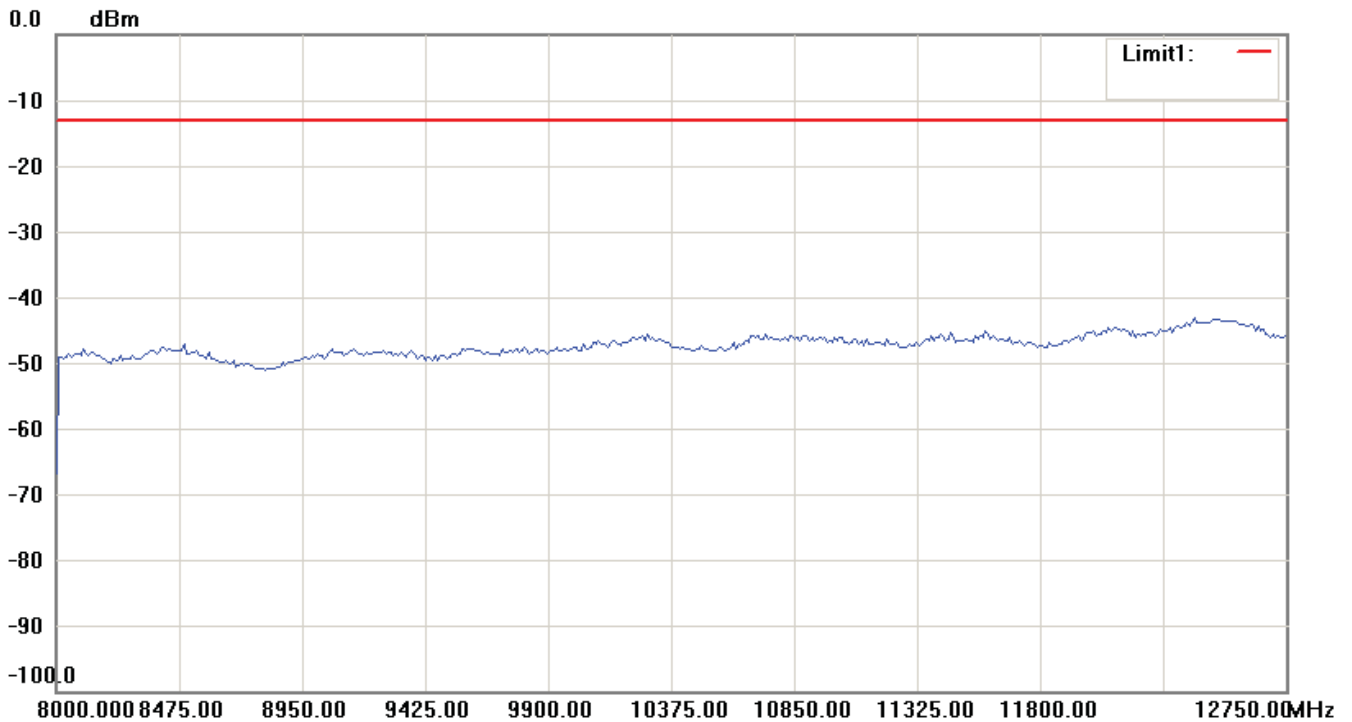
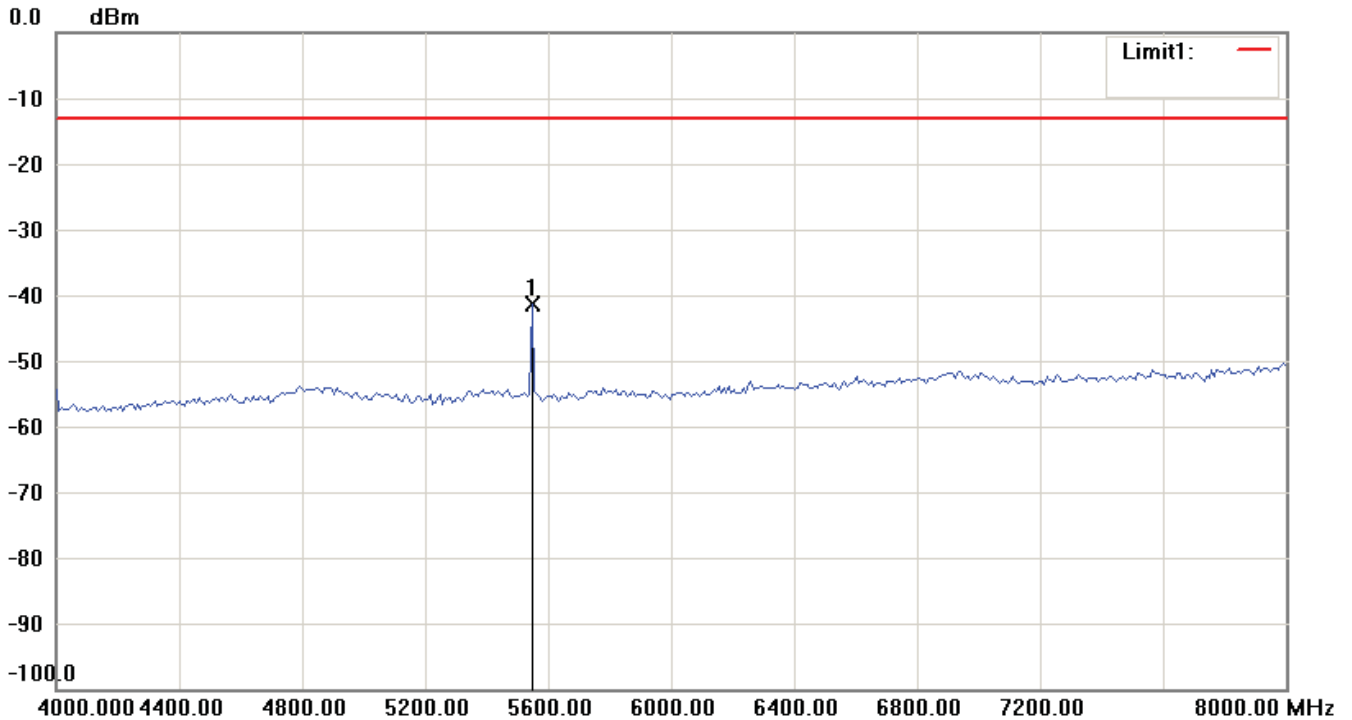
Note:

1. The attached measurement plots are preliminarily pre-scanned with peak detector for determining the final checking frequencies and are for reference only.
2. The some frequencies may exceed the limit line without the specified detectors, but that cannot present the results are failed to the specification of test standard.
3. For corrected test results are listed in the relevant table of radiated test data of this test report.




Report Number: W6M21212-12939-P-2224

FCC ID: GX9CTC10523G



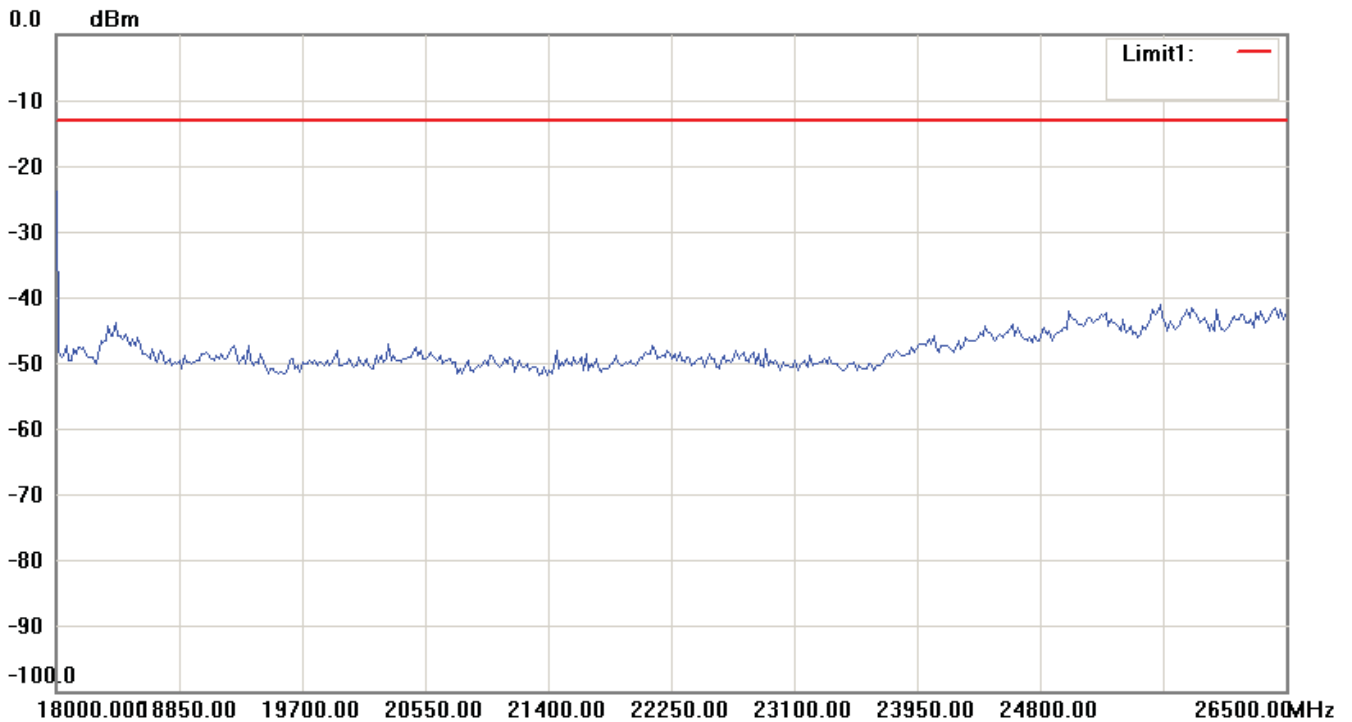
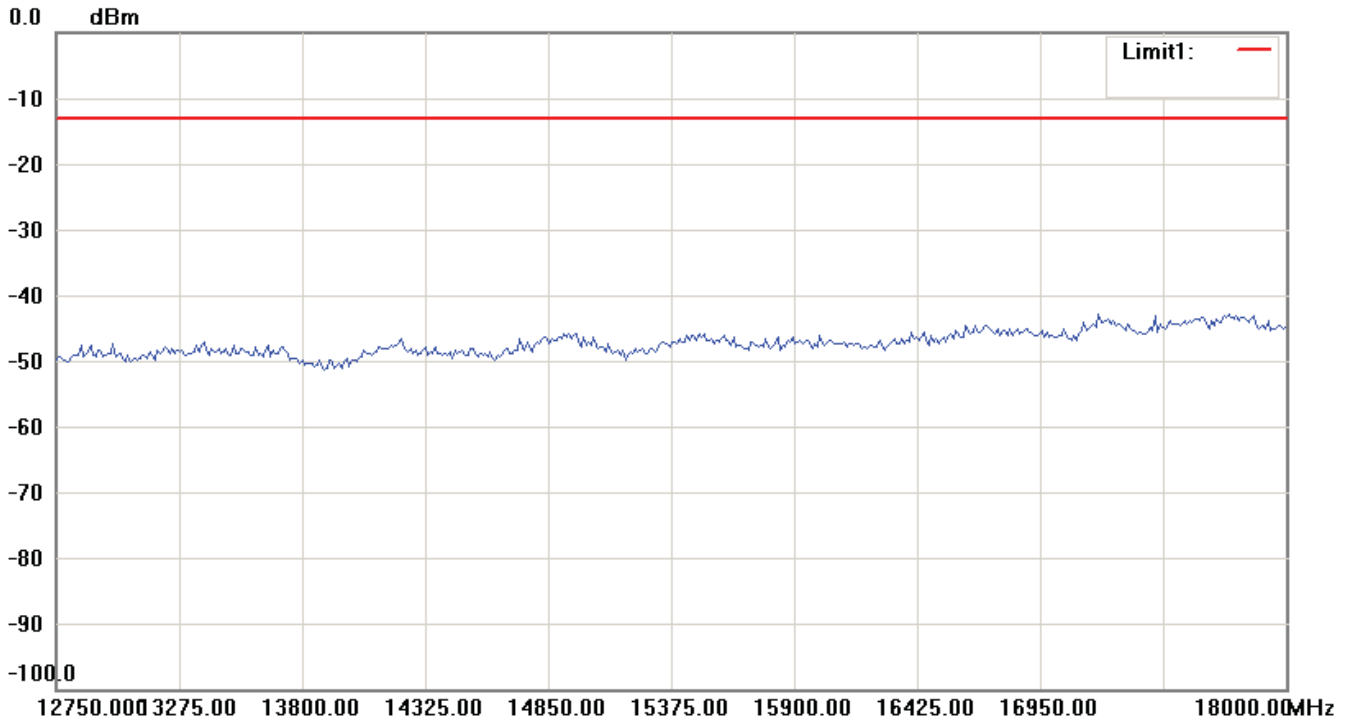
Note:

1. The attached measurement plots are preliminarily pre-scanned with peak detector for determining the final checking frequencies and are for reference only.
2. The some frequencies may exceed the limit line without the specified detectors, but that cannot present the results are failed to the specification of test standard.
3. For corrected test results are listed in the relevant table of radiated test data of this test report.



Report Number: W6M21212-12939-P-2224

FCC ID: GX9CTC10523G



Note:

1. The attached measurement plots are preliminarily pre-scanned with peak detector for determining the final checking frequencies and are for reference only.
2. The some frequencies may exceed the limit line without the specified detectors, but that cannot present the results are failed to the specification of test standard.
3. For corrected test results are listed in the relevant table of radiated test data of this test report.

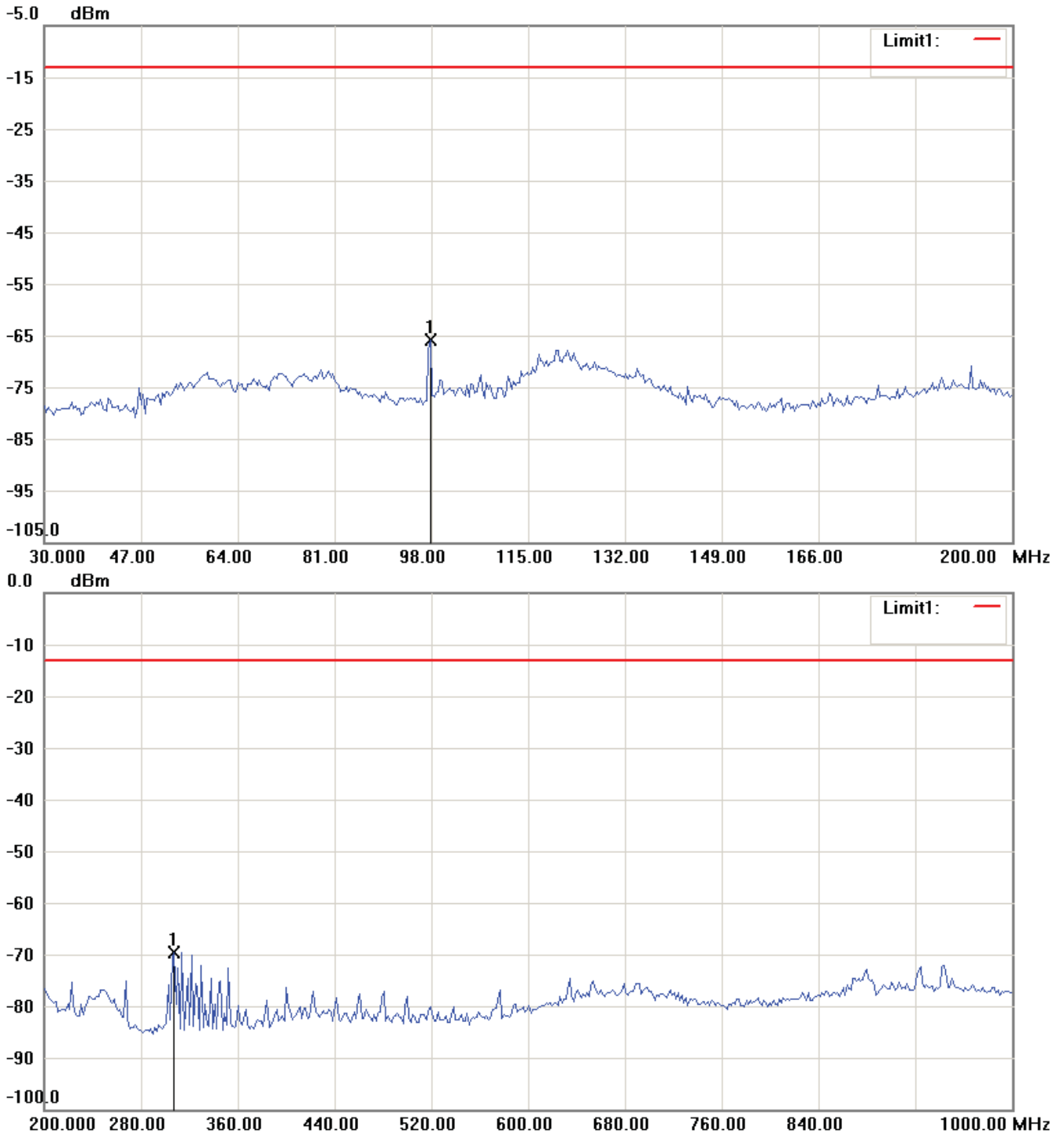


Report Number: W6M21212-12939-P-2224

FCC ID: GX9CTC10523G


1900 band_CH 661_9 V

Antenna Polarization H



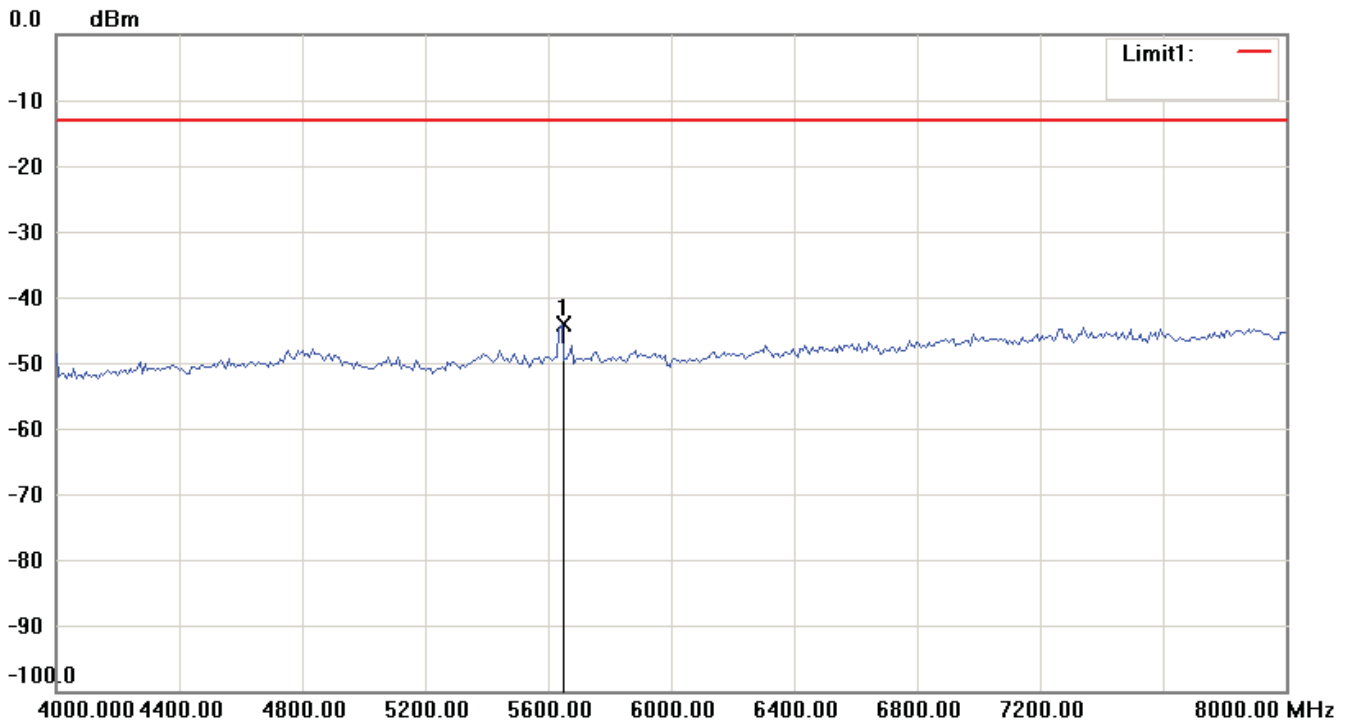
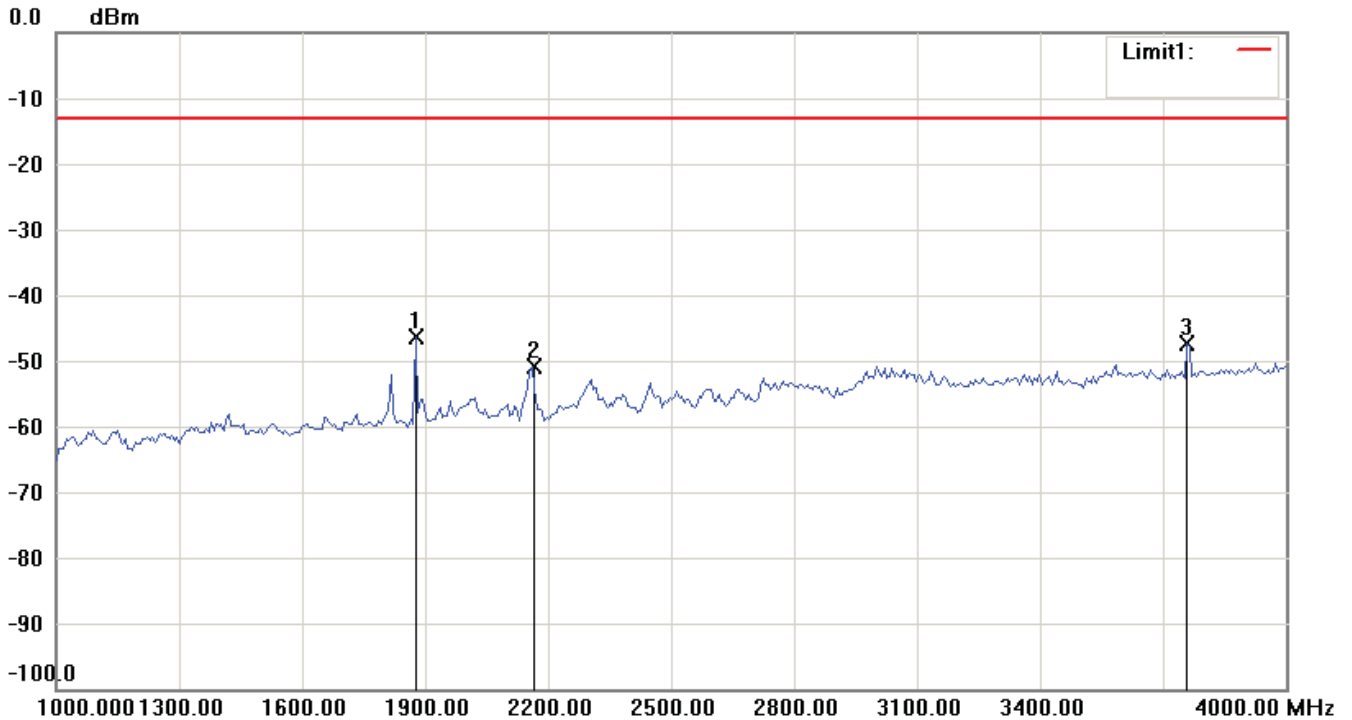
Note:

1. The attached measurement plots are preliminarily pre-scanned with peak detector for determining the final checking frequencies and are for reference only.
2. The some frequencies may exceed the limit line without the specified detectors, but that cannot present the results are failed to the specification of test standard.
3. For corrected test results are listed in the relevant table of radiated test data of this test report.



Report Number: W6M21212-12939-P-2224

FCC ID: GX9CTC10523G



Note:

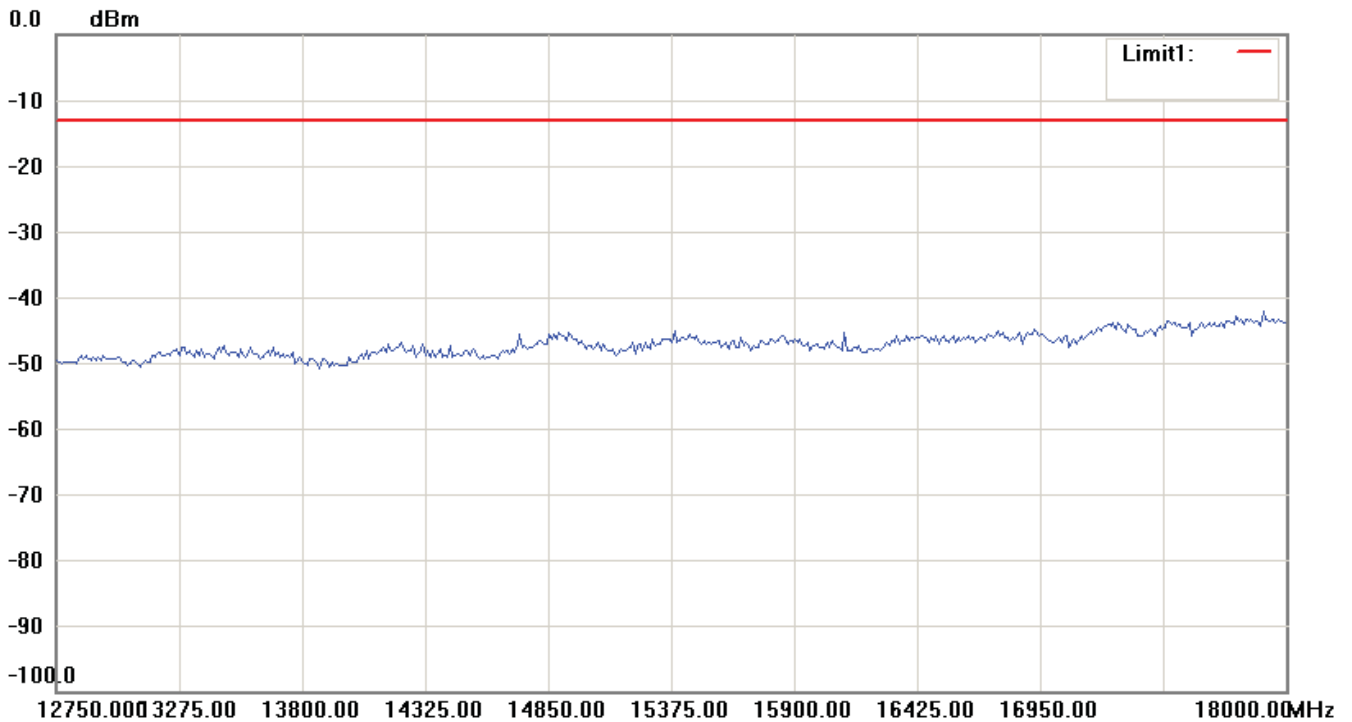
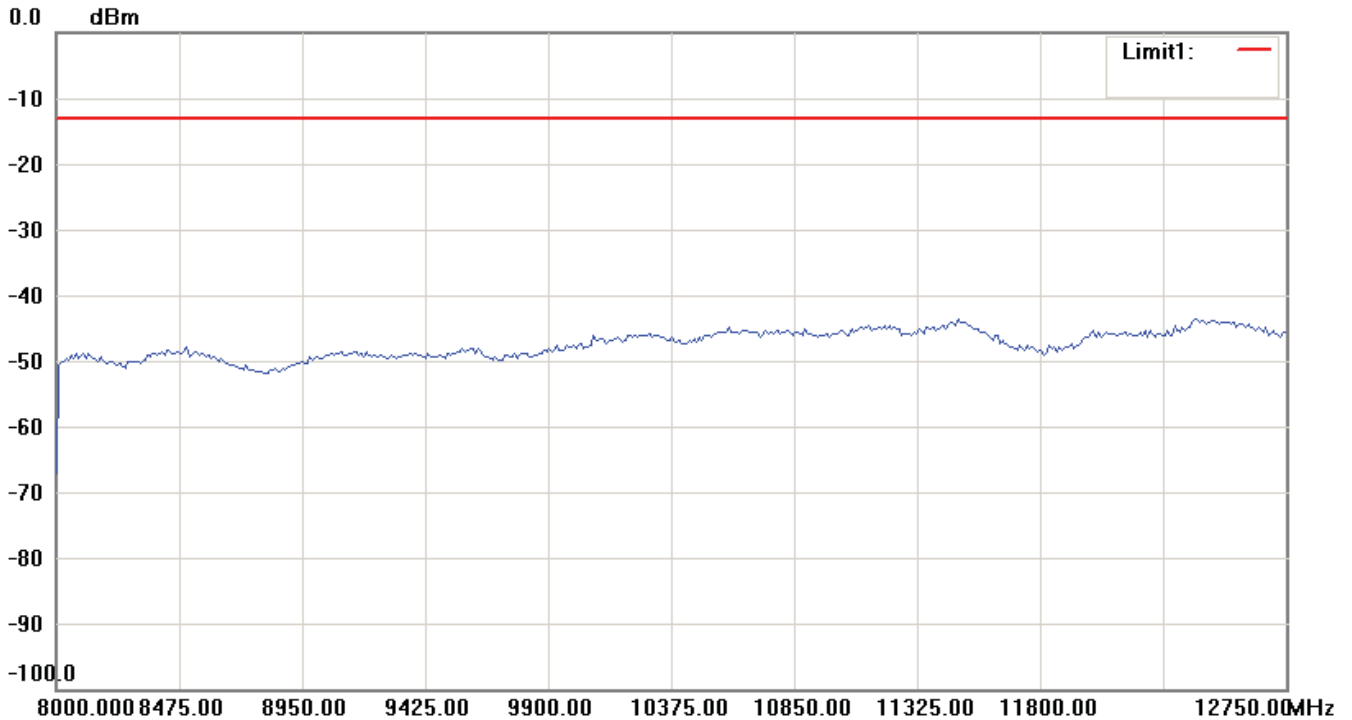
1. The attached measurement plots are preliminarily pre-scanned with peak detector for determining the final checking frequencies and are for reference only.
2. The some frequencies may exceed the limit line without the specified detectors, but that cannot present the results are failed to the specification of test standard.
3. For corrected test results are listed in the relevant table of radiated test data of this test report.



Worldwide Testing Services(Taiwan) Co., Ltd.

Report Number: W6M21212-12939-P-2224

FCC ID: GX9CTC10523G



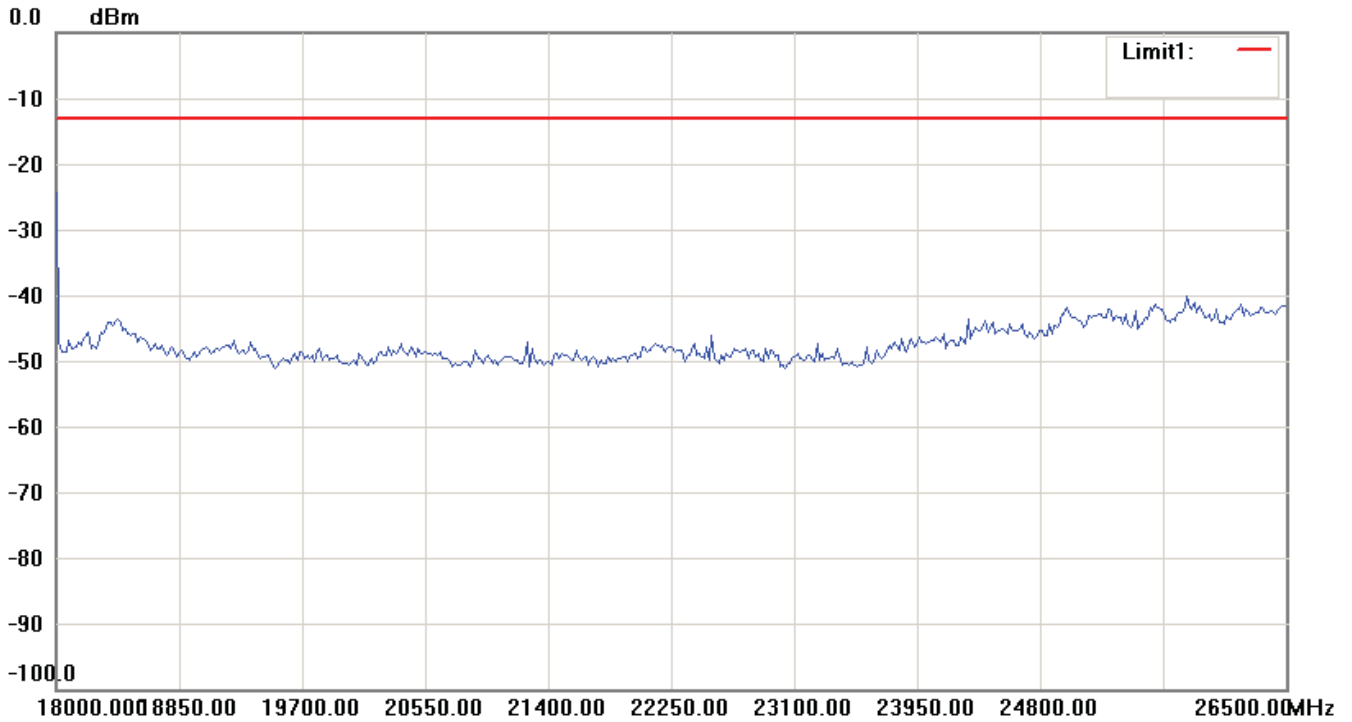
Note:

1. The attached measurement plots are preliminarily pre-scanned with peak detector for determining the final checking frequencies and are for reference only.
2. The some frequencies may exceed the limit line without the specified detectors, but that cannot present the results are failed to the specification of test standard.
3. For corrected test results are listed in the relevant table of radiated test data of this test report.

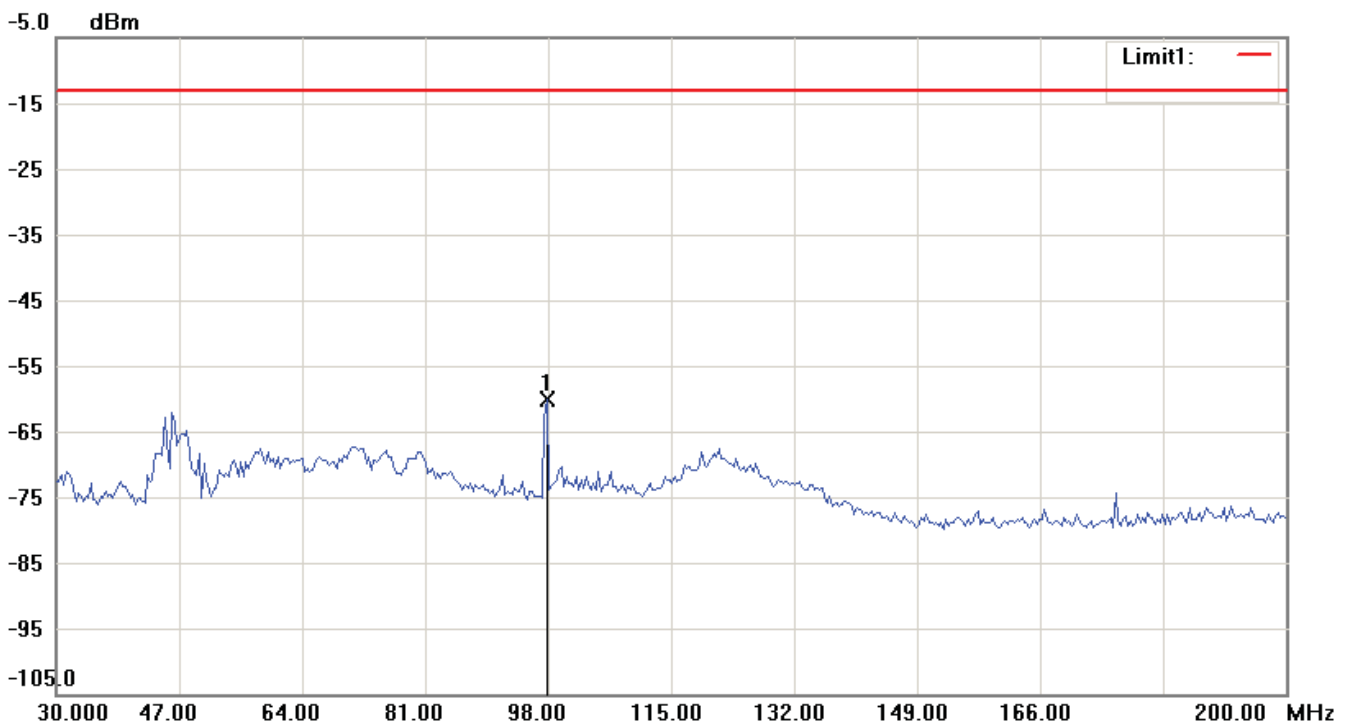


Report Number: W6M21212-12939-P-2224

FCC ID: GX9CTC10523G




Antenna Polarization V



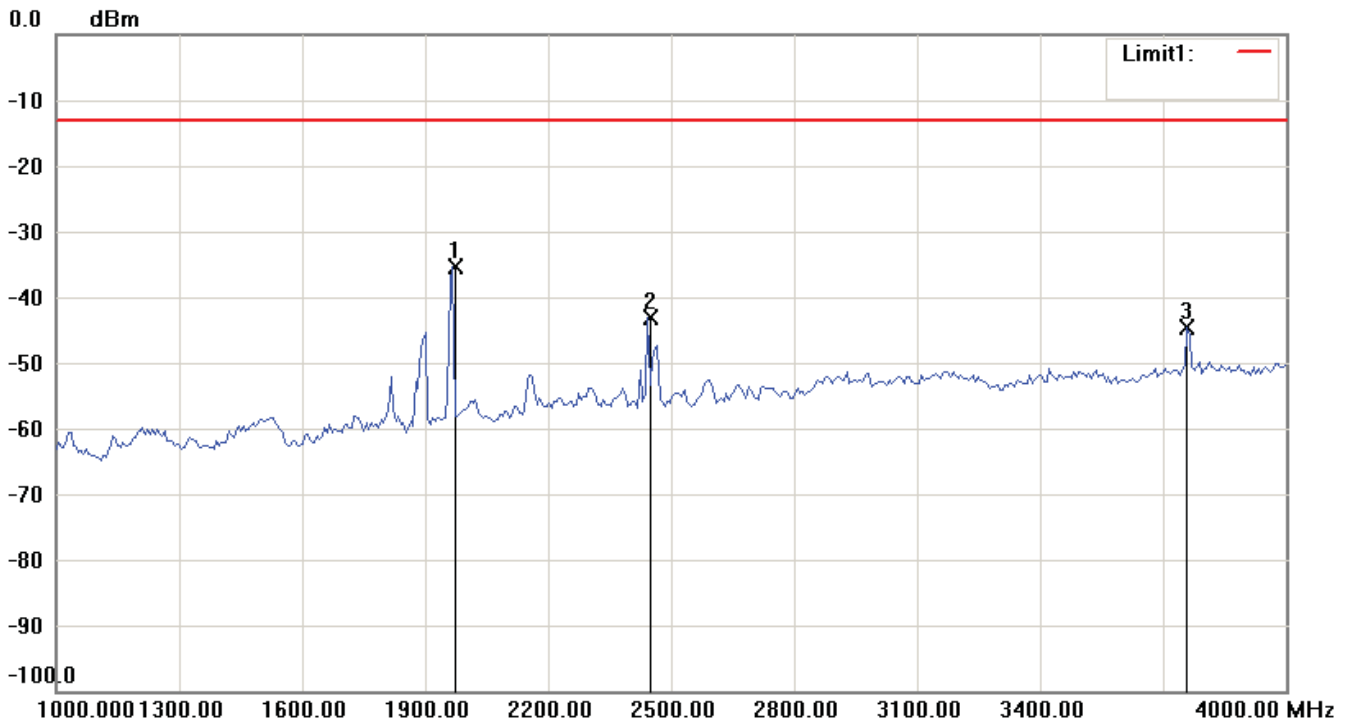
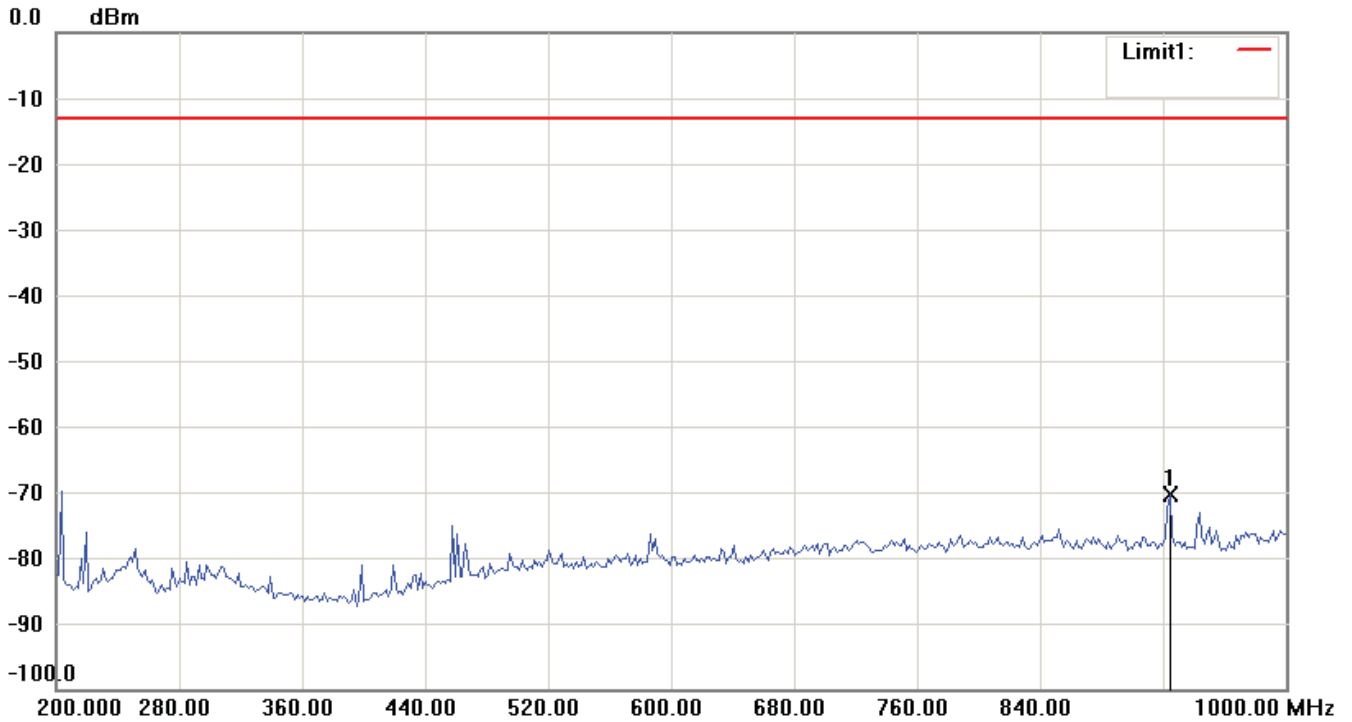
Note:

1. The attached measurement plots are preliminarily pre-scanned with peak detector for determining the final checking frequencies and are for reference only.
2. The some frequencies may exceed the limit line without the specified detectors, but that cannot present the results are failed to the specification of test standard.
3. For corrected test results are listed in the relevant table of radiated test data of this test report.




Report Number: W6M21212-12939-P-2224

FCC ID: GX9CTC10523G



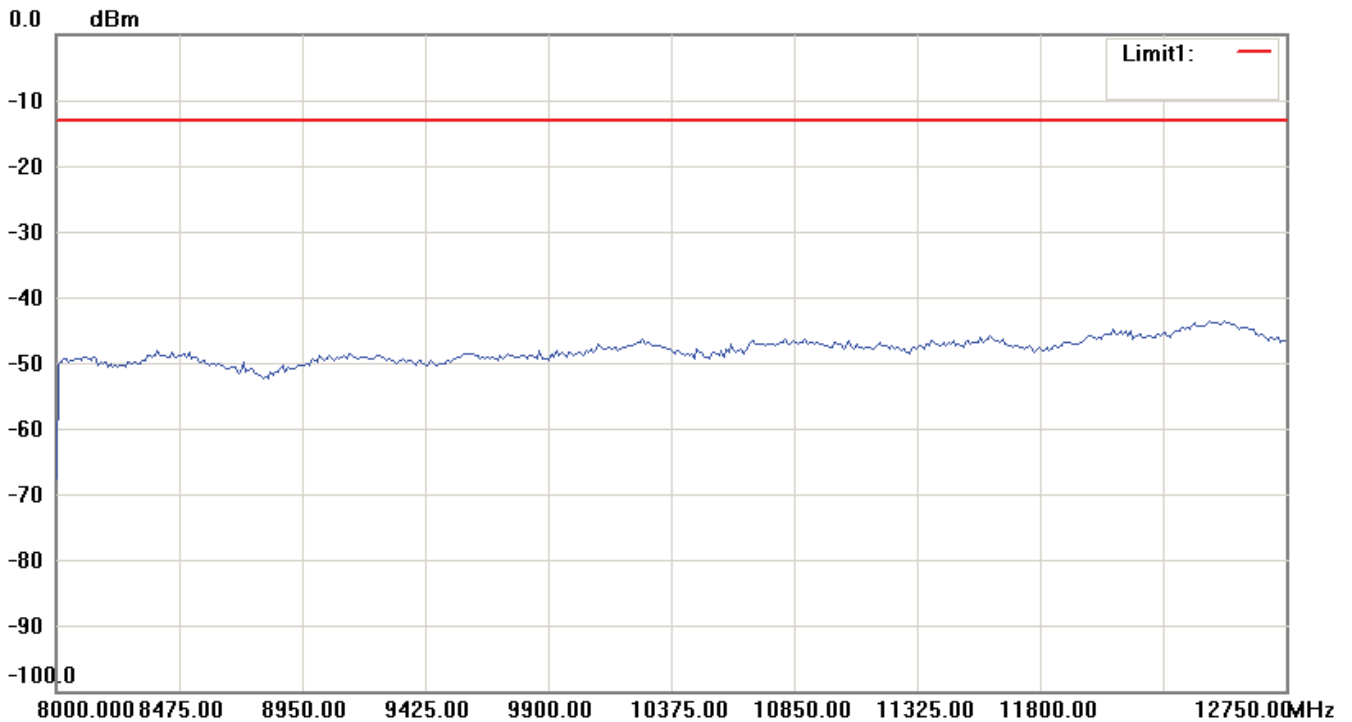
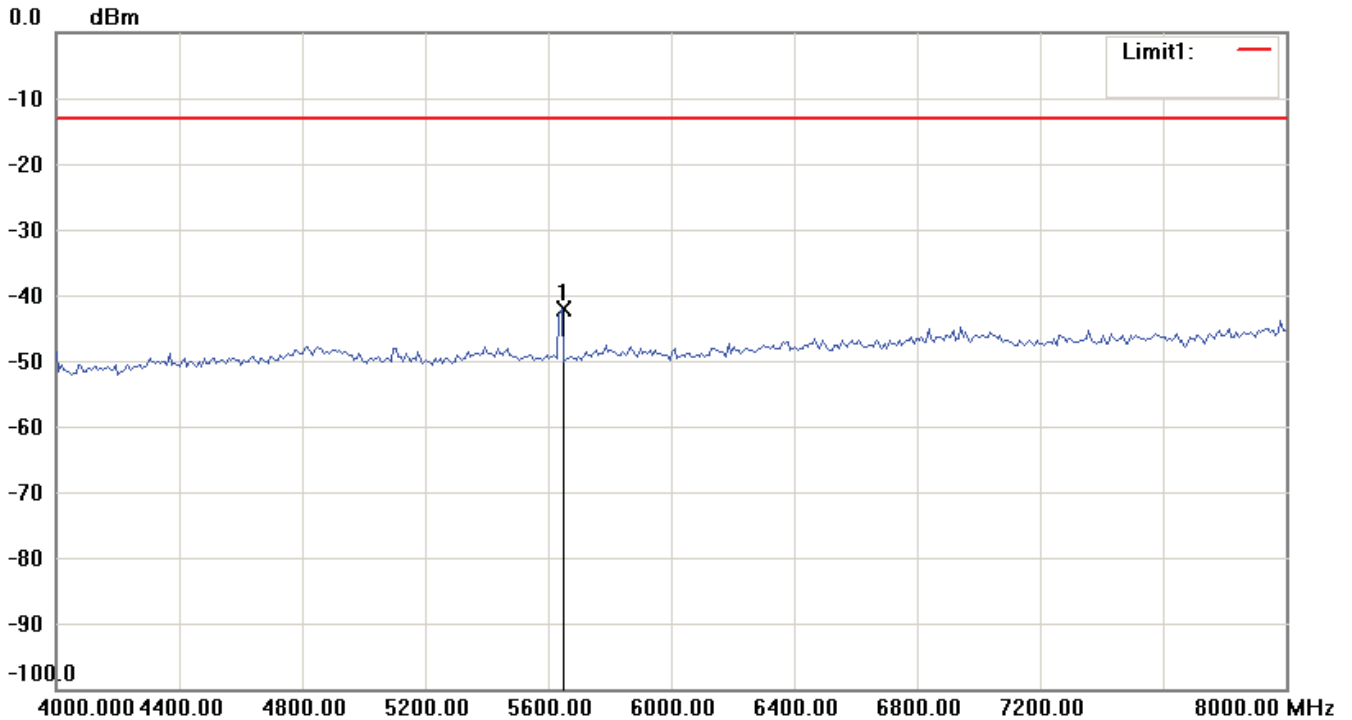
Note:

1. The attached measurement plots are preliminarily pre-scanned with peak detector for determining the final checking frequencies and are for reference only.
2. The some frequencies may exceed the limit line without the specified detectors, but that cannot present the results are failed to the specification of test standard.
3. For corrected test results are listed in the relevant table of radiated test data of this test report.




Report Number: W6M21212-12939-P-2224

FCC ID: GX9CTC10523G



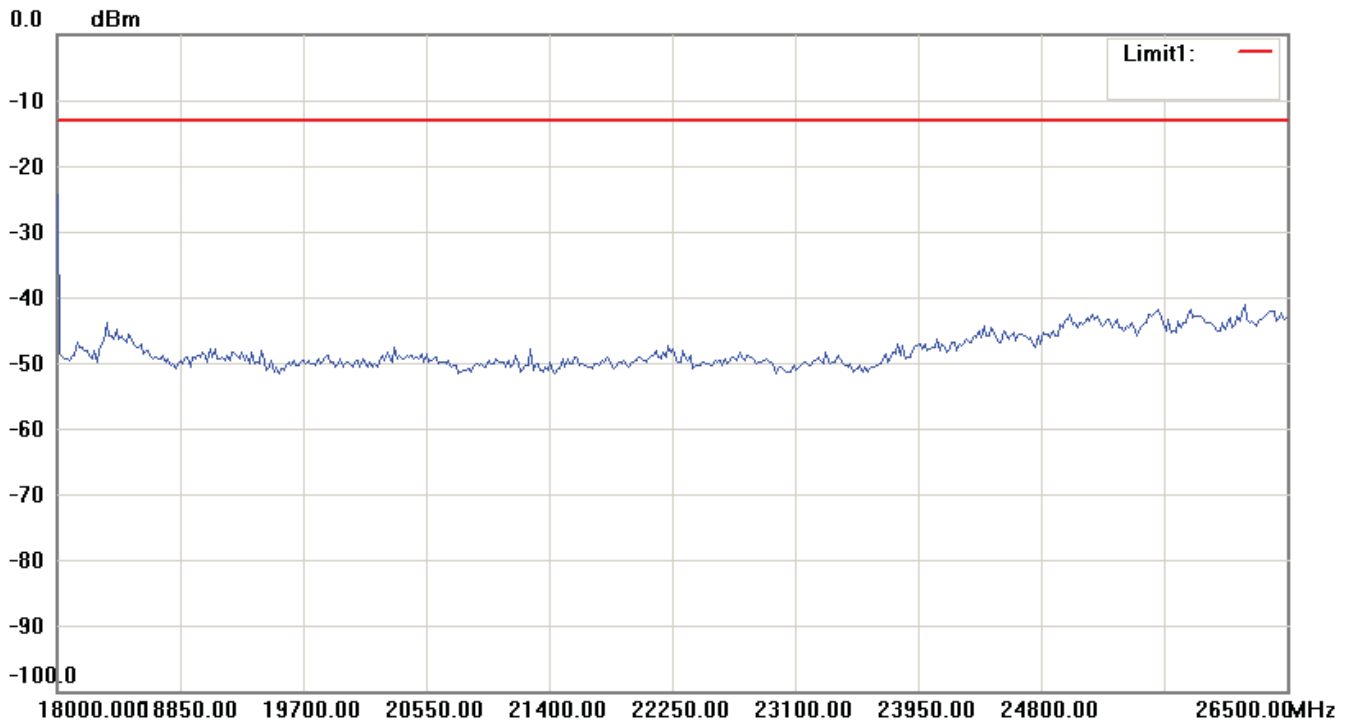
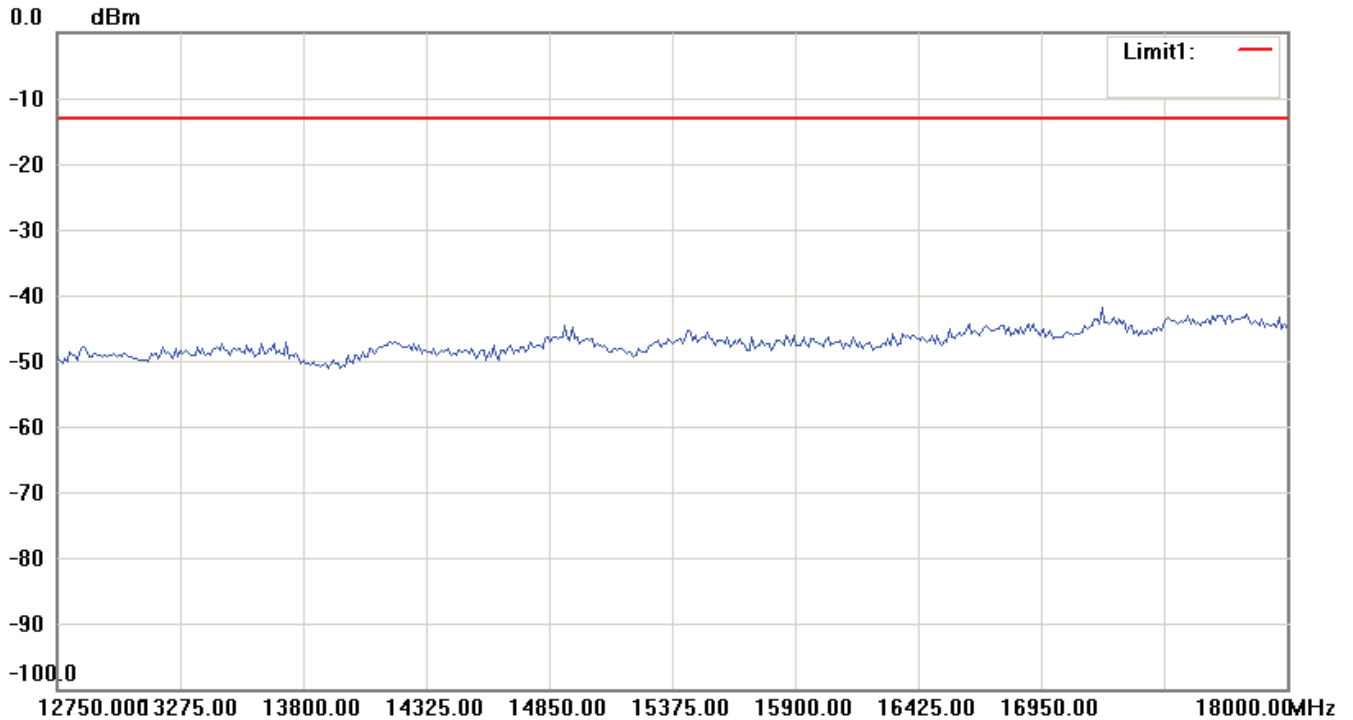
Note:

1. The attached measurement plots are preliminarily pre-scanned with peak detector for determining the final checking frequencies and are for reference only.
2. The some frequencies may exceed the limit line without the specified detectors, but that cannot present the results are failed to the specification of test standard.
3. For corrected test results are listed in the relevant table of radiated test data of this test report.




Report Number: W6M21212-12939-P-2224

FCC ID: GX9CTC10523G



Note:

1. The attached measurement plots are preliminarily pre-scanned with peak detector for determining the final checking frequencies and are for reference only.
2. The some frequencies may exceed the limit line without the specified detectors, but that cannot present the results are failed to the specification of test standard.
3. For corrected test results are listed in the relevant table of radiated test data of this test report.

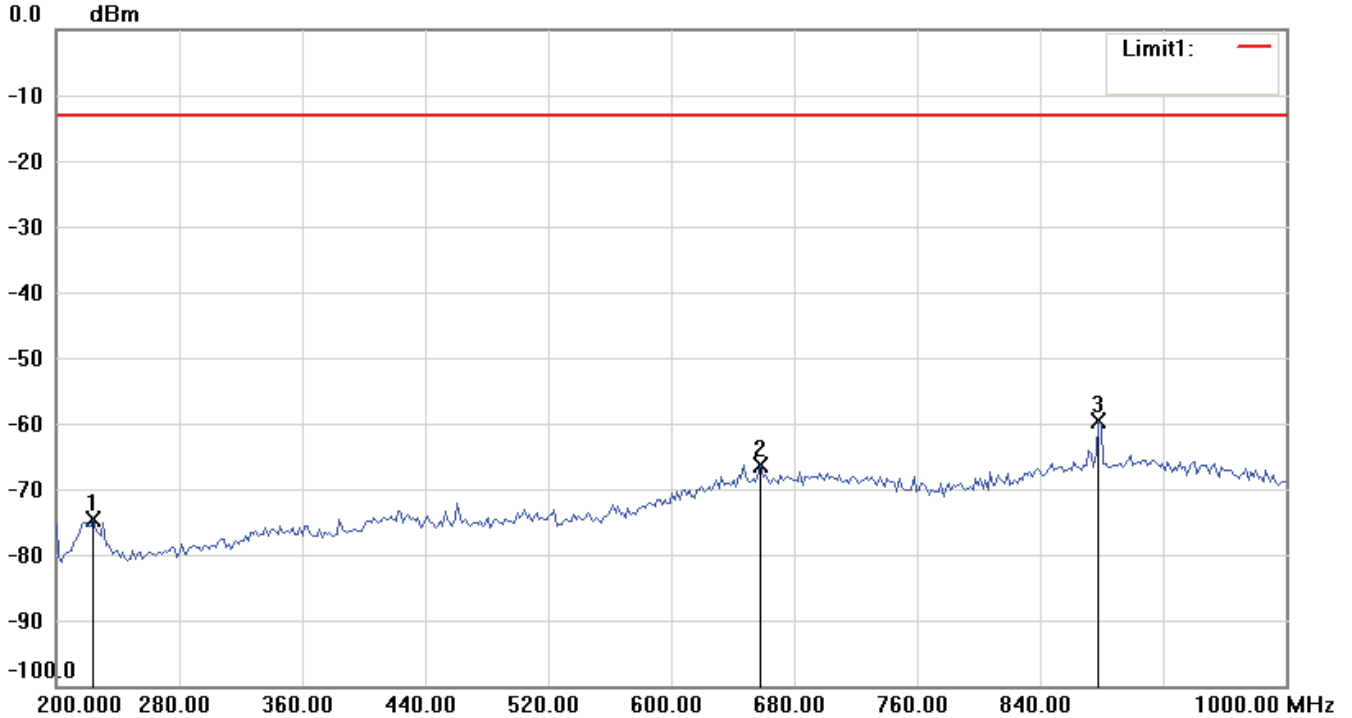


Report Number: W6M21212-12939-P-2224

FCC ID: GX9CTC10523G

1900 band_CH 661_8.1 V

Antenna Polarization H



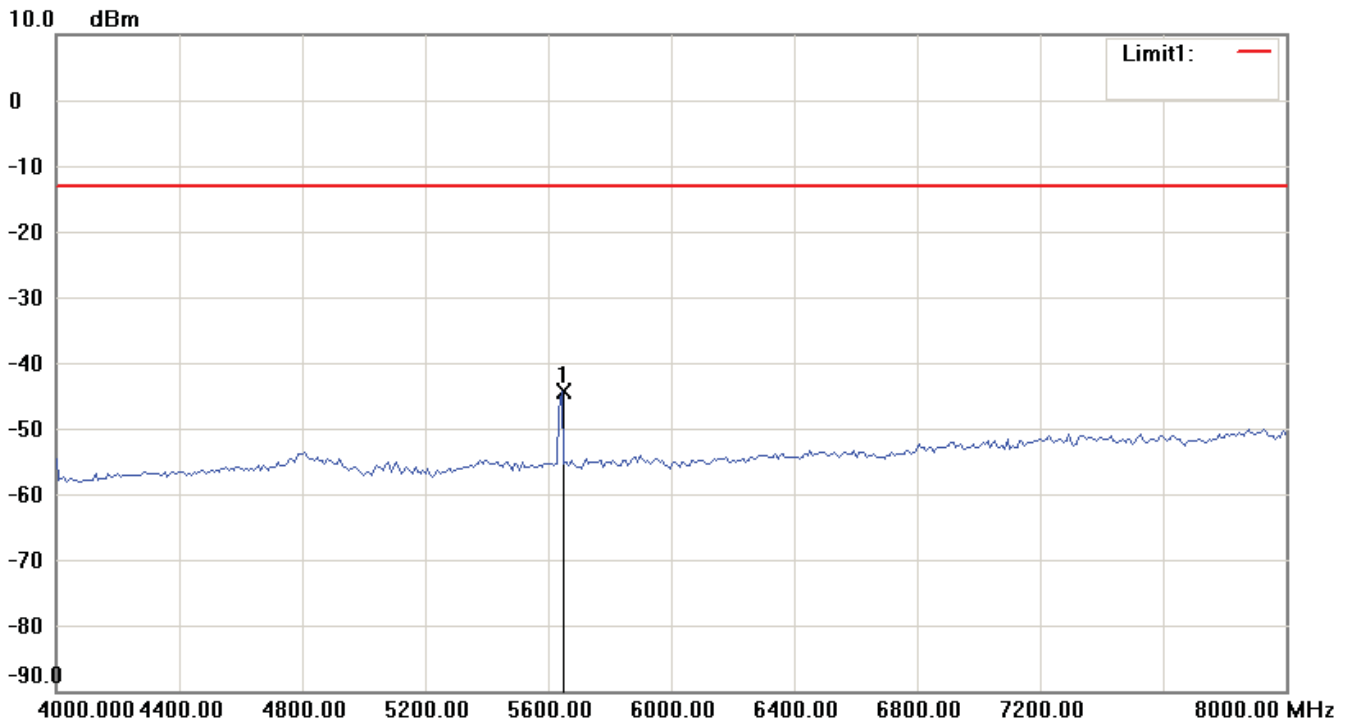
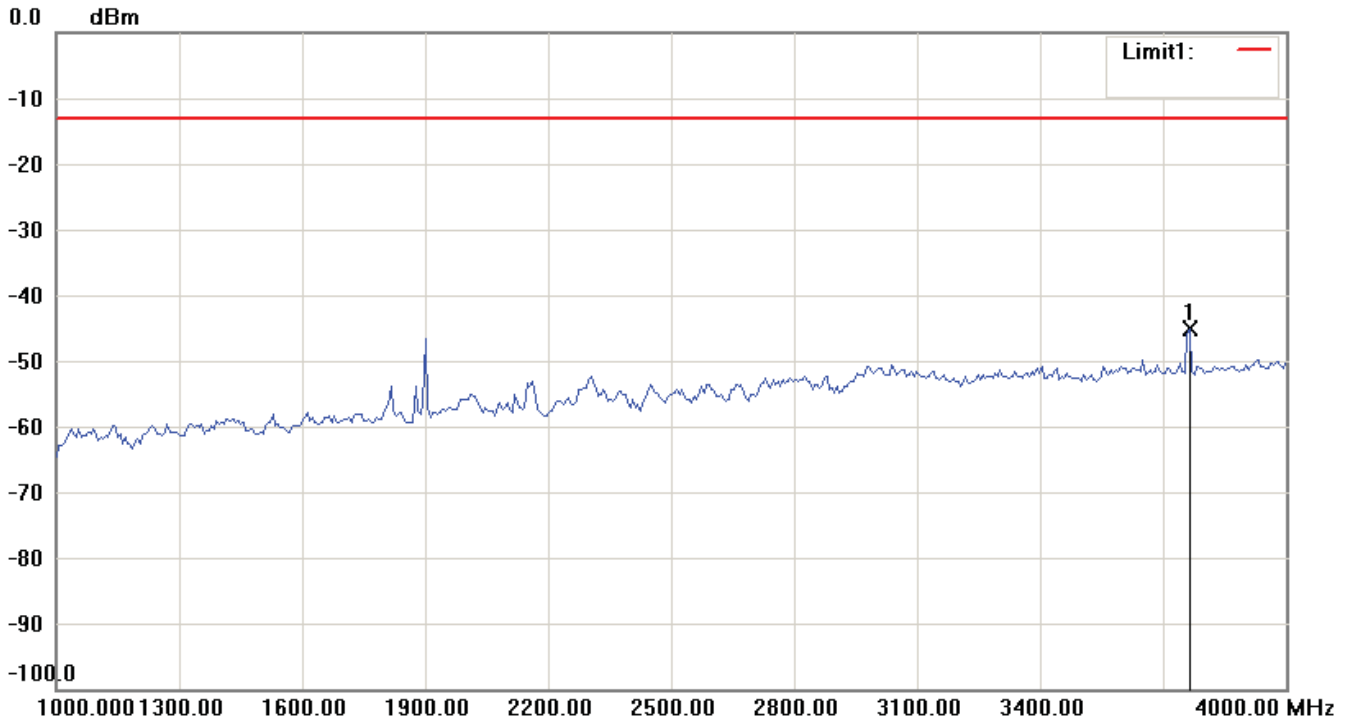
Note:

1. The attached measurement plots are preliminarily pre-scanned with peak detector for determining the final checking frequencies and are for reference only.
2. The some frequencies may exceed the limit line without the specified detectors, but that cannot present the results are failed to the specification of test standard.
3. For corrected test results are listed in the relevant table of radiated test data of this test report.




Report Number: W6M21212-12939-P-2224

FCC ID: GX9CTC10523G



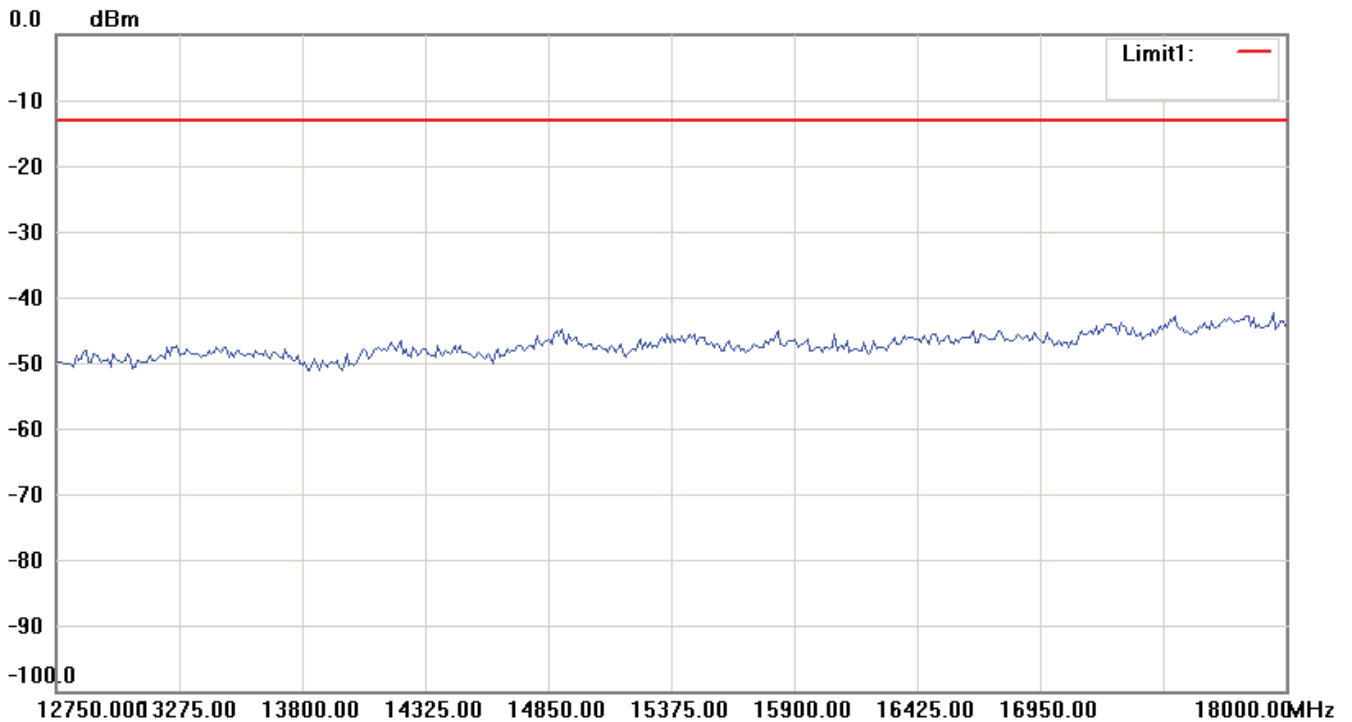
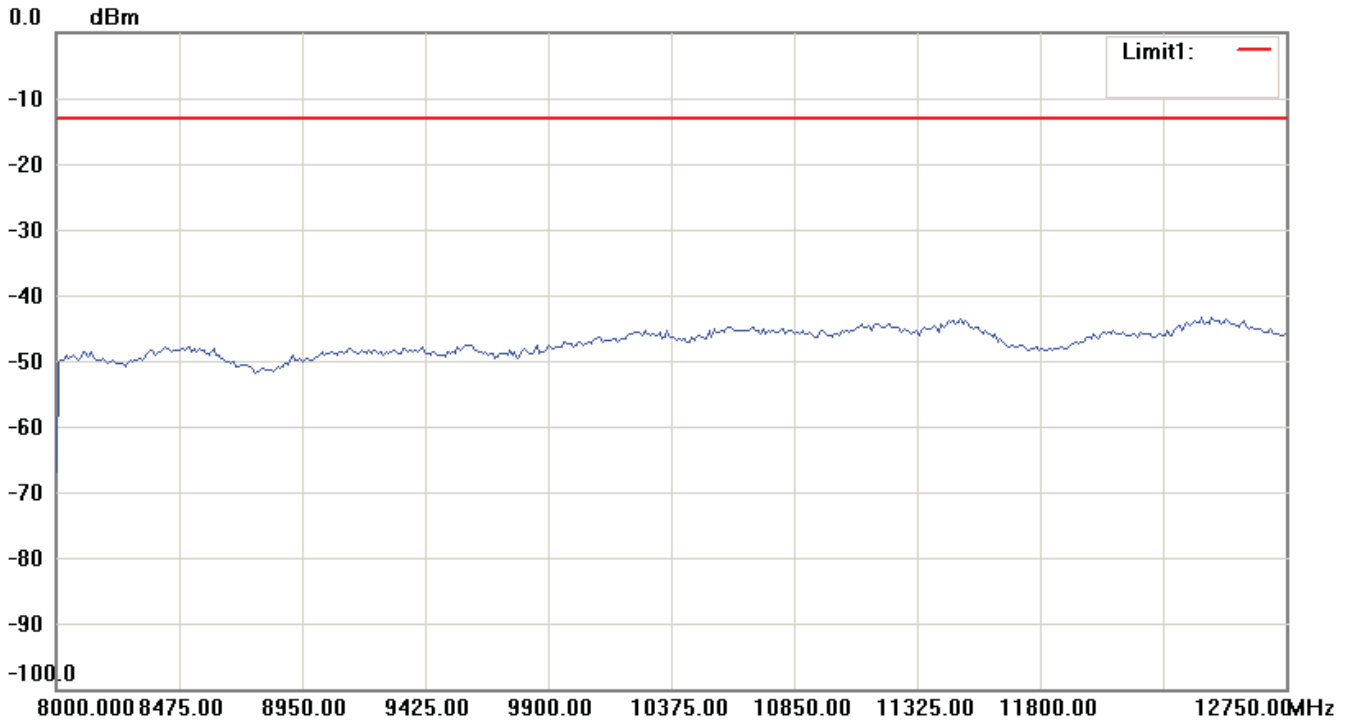
Note:

1. The attached measurement plots are preliminarily pre-scanned with peak detector for determining the final checking frequencies and are for reference only.
2. The some frequencies may exceed the limit line without the specified detectors, but that cannot present the results are failed to the specification of test standard.
3. For corrected test results are listed in the relevant table of radiated test data of this test report.



Report Number: W6M21212-12939-P-2224

FCC ID: GX9CTC10523G



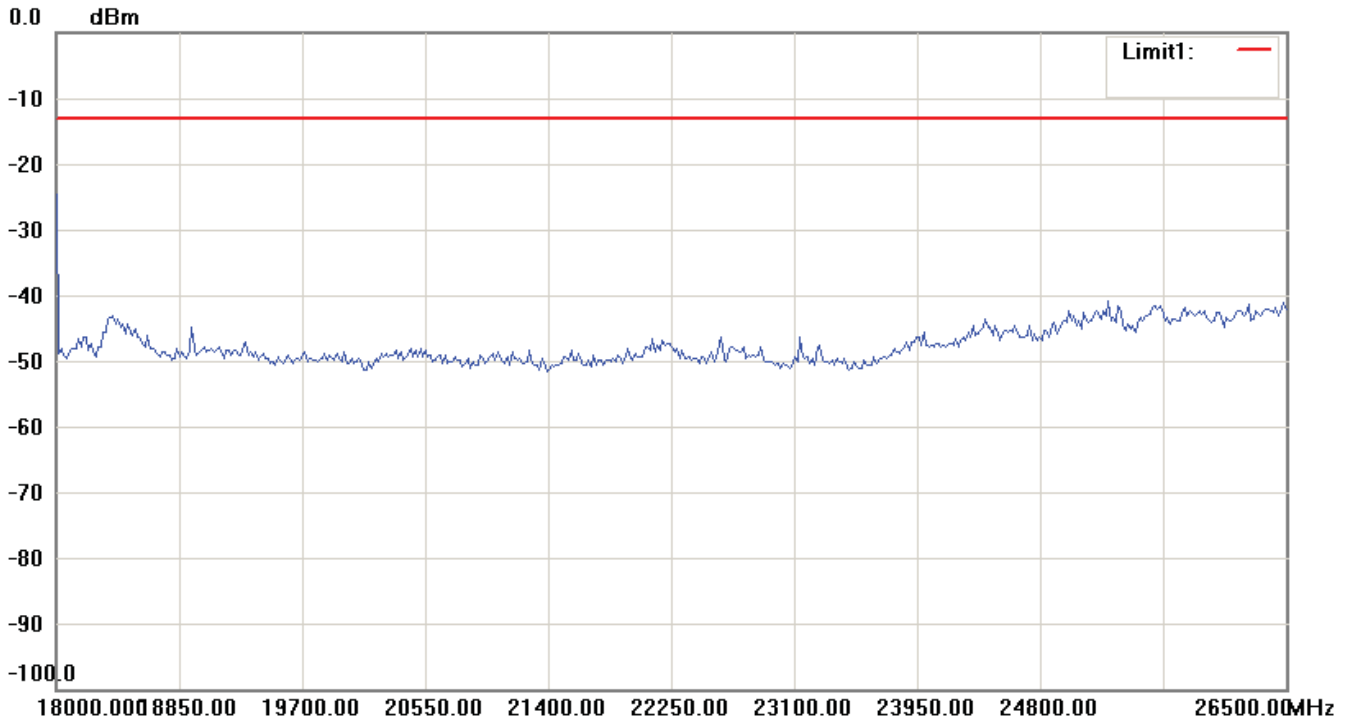
Note:

1. The attached measurement plots are preliminarily pre-scanned with peak detector for determining the final checking frequencies and are for reference only.
2. The some frequencies may exceed the limit line without the specified detectors, but that cannot present the results are failed to the specification of test standard.
3. For corrected test results are listed in the relevant table of radiated test data of this test report.

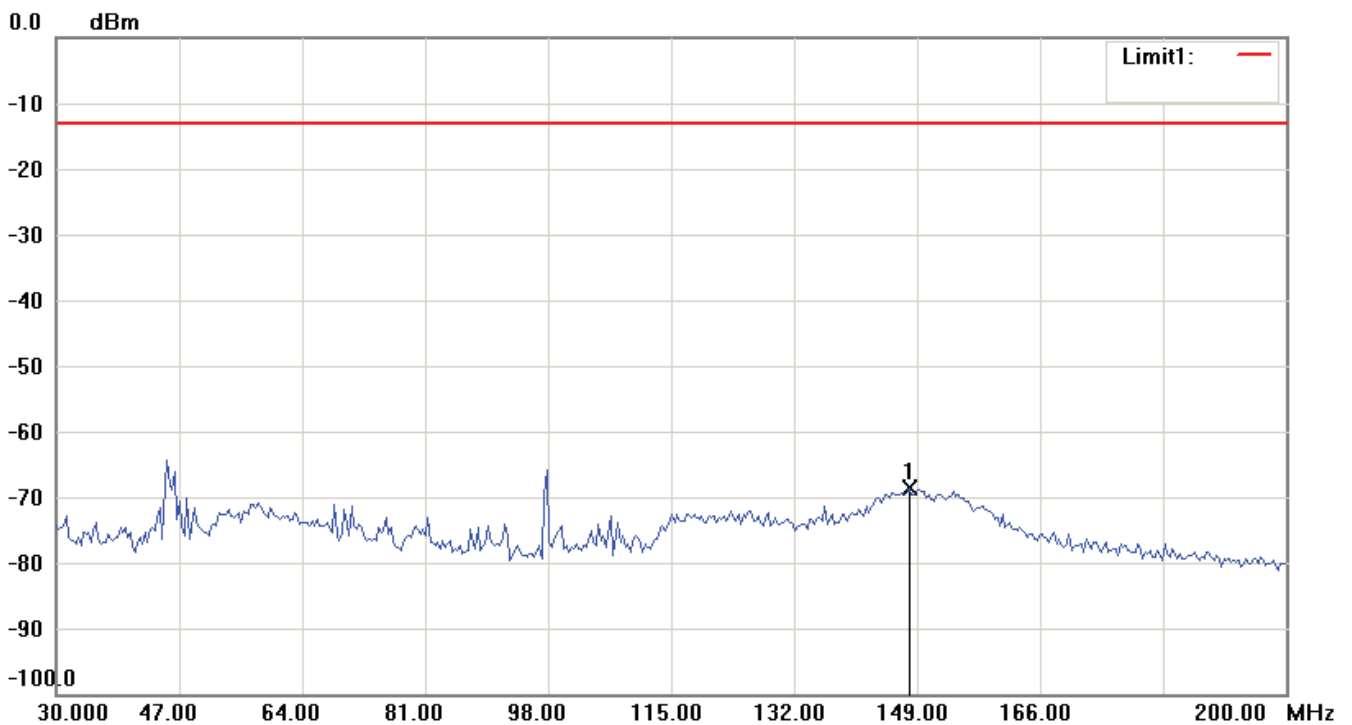


Report Number: W6M21212-12939-P-2224

FCC ID: GX9CTC10523G



Antenna Polarization V



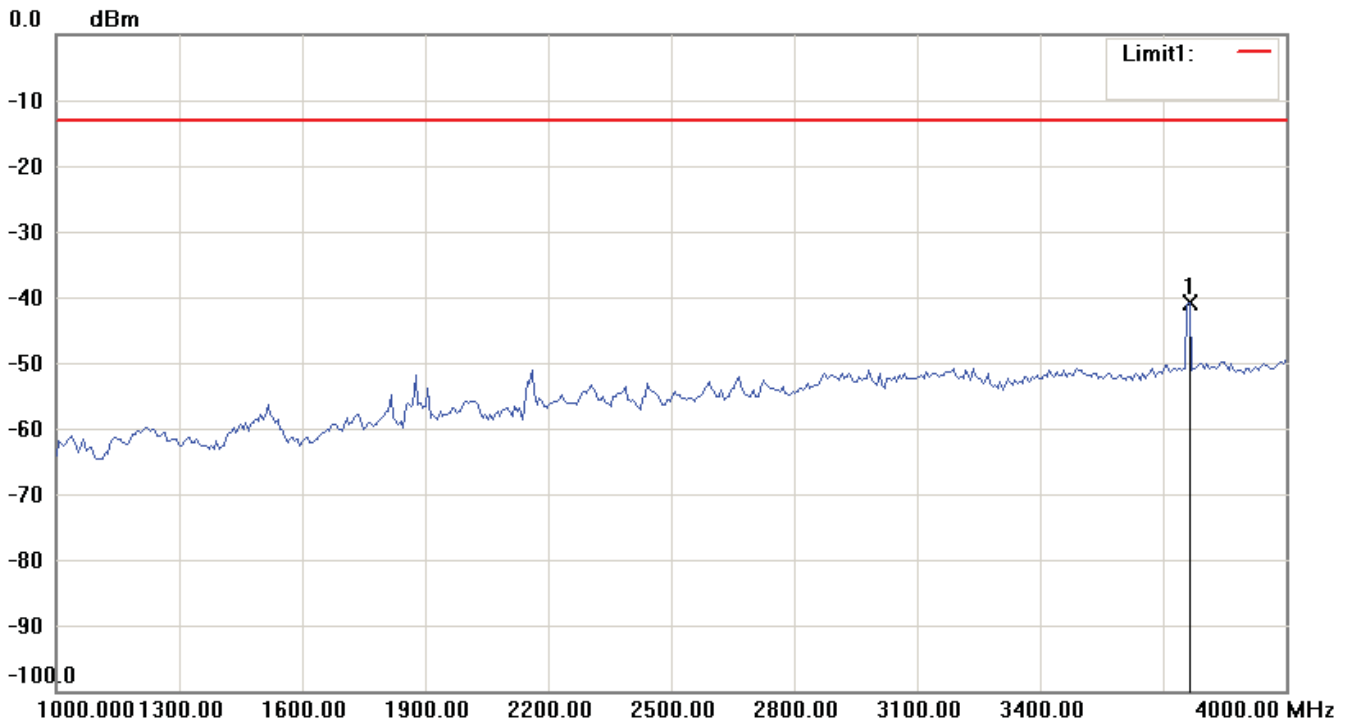
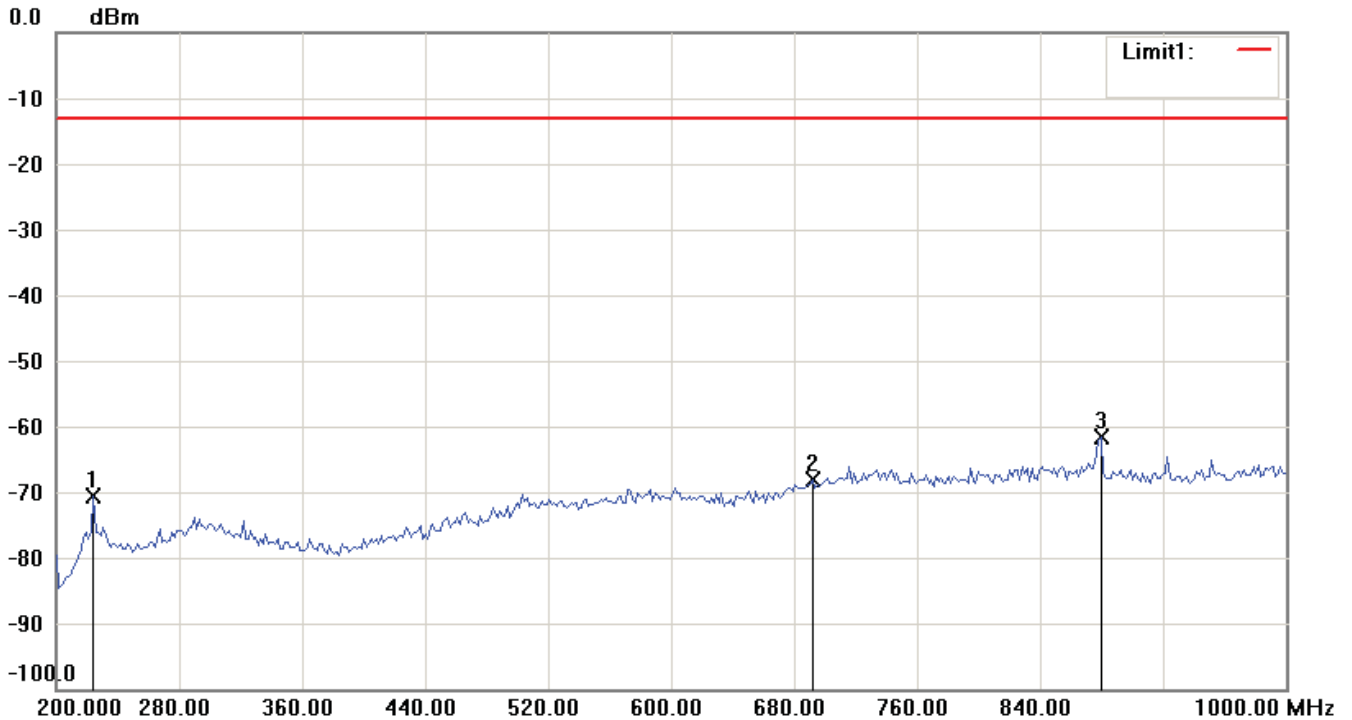
Note:

1. The attached measurement plots are preliminarily pre-scanned with peak detector for determining the final checking frequencies and are for reference only.
2. The some frequencies may exceed the limit line without the specified detectors, but that cannot present the results are failed to the specification of test standard.
3. For corrected test results are listed in the relevant table of radiated test data of this test report.




Report Number: W6M21212-12939-P-2224

FCC ID: GX9CTC10523G



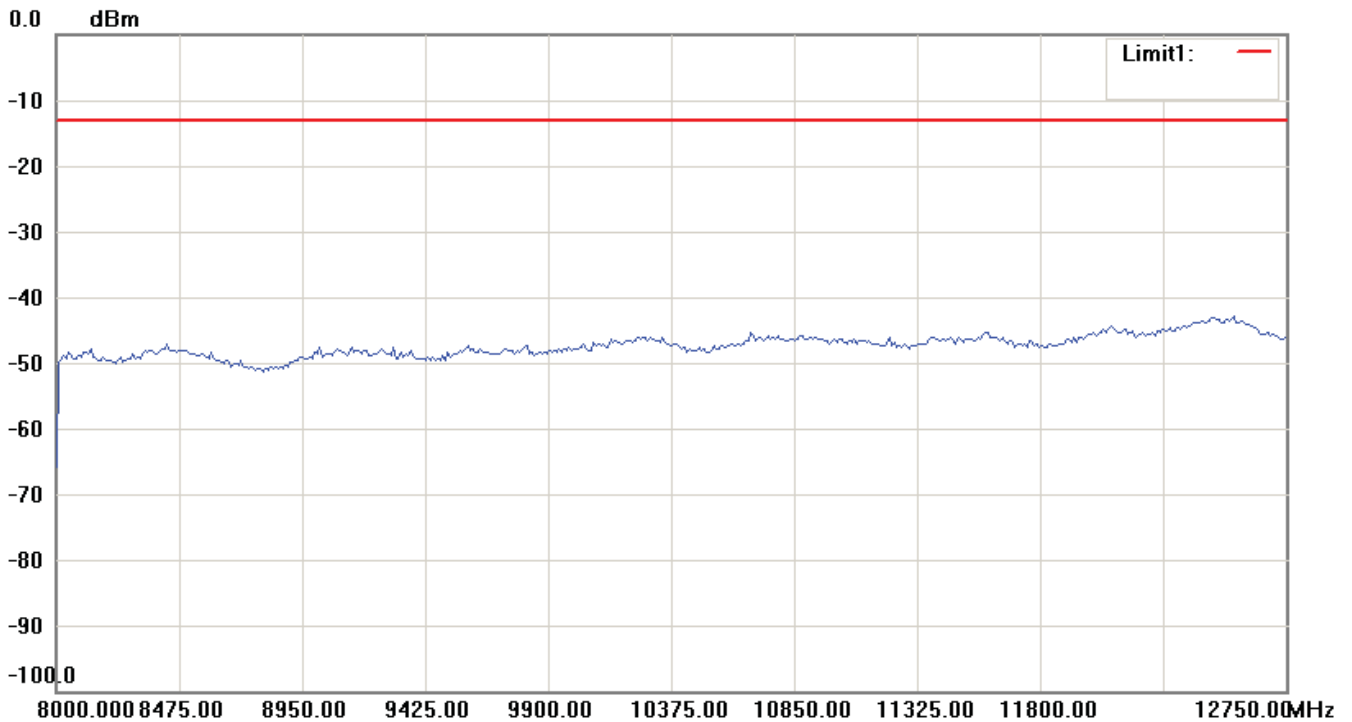
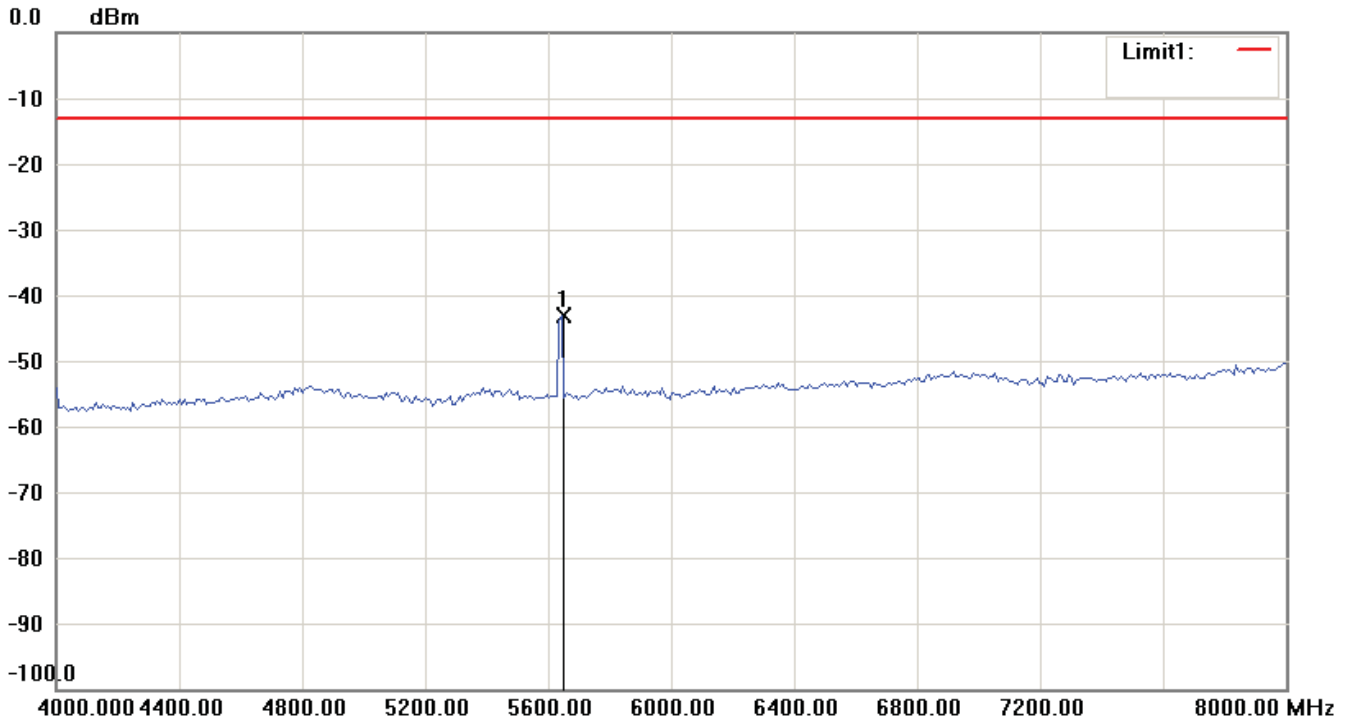
Note:

1. The attached measurement plots are preliminarily pre-scanned with peak detector for determining the final checking frequencies and are for reference only.
2. The some frequencies may exceed the limit line without the specified detectors, but that cannot present the results are failed to the specification of test standard.
3. For corrected test results are listed in the relevant table of radiated test data of this test report.




Report Number: W6M21212-12939-P-2224

FCC ID: GX9CTC10523G



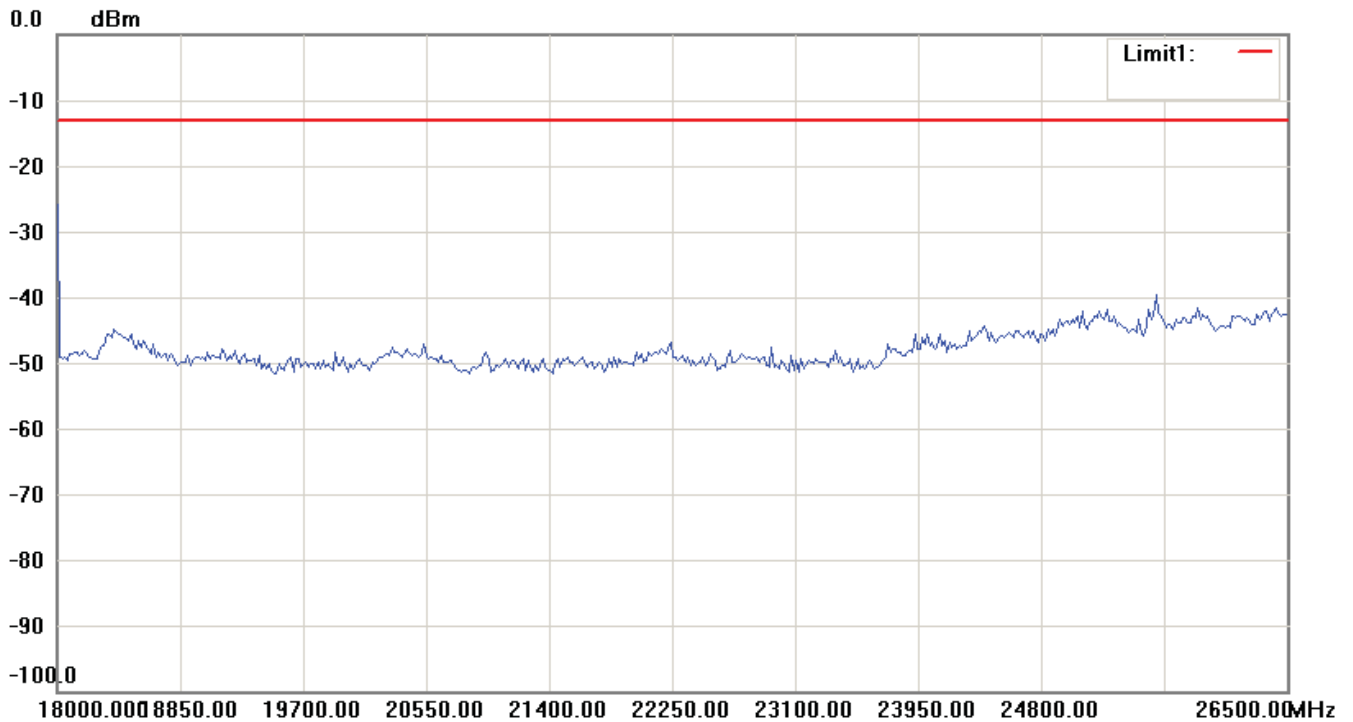
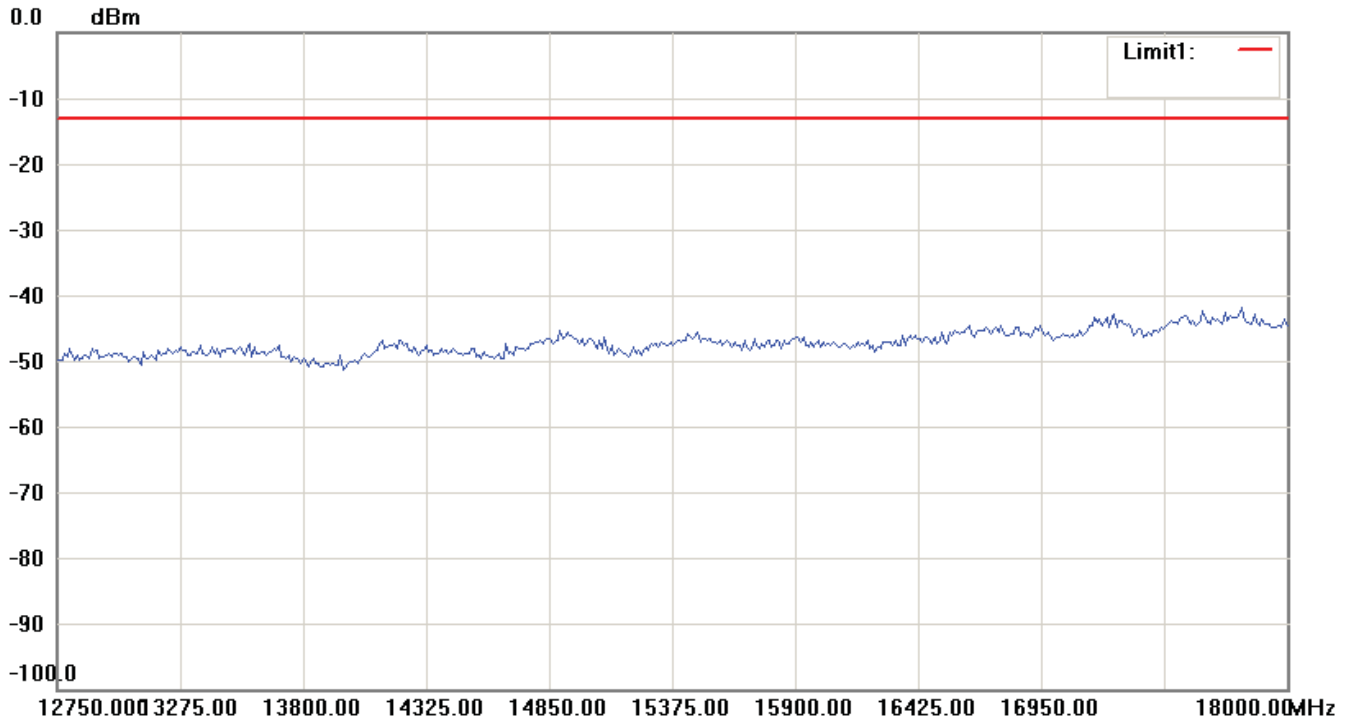
Note:

1. The attached measurement plots are preliminarily pre-scanned with peak detector for determining the final checking frequencies and are for reference only.
2. The some frequencies may exceed the limit line without the specified detectors, but that cannot present the results are failed to the specification of test standard.
3. For corrected test results are listed in the relevant table of radiated test data of this test report.




Report Number: W6M21212-12939-P-2224

FCC ID: GX9CTC10523G



Note:

1. The attached measurement plots are preliminarily pre-scanned with peak detector for determining the final checking frequencies and are for reference only.
2. The some frequencies may exceed the limit line without the specified detectors, but that cannot present the results are failed to the specification of test standard.
3. For corrected test results are listed in the relevant table of radiated test data of this test report.

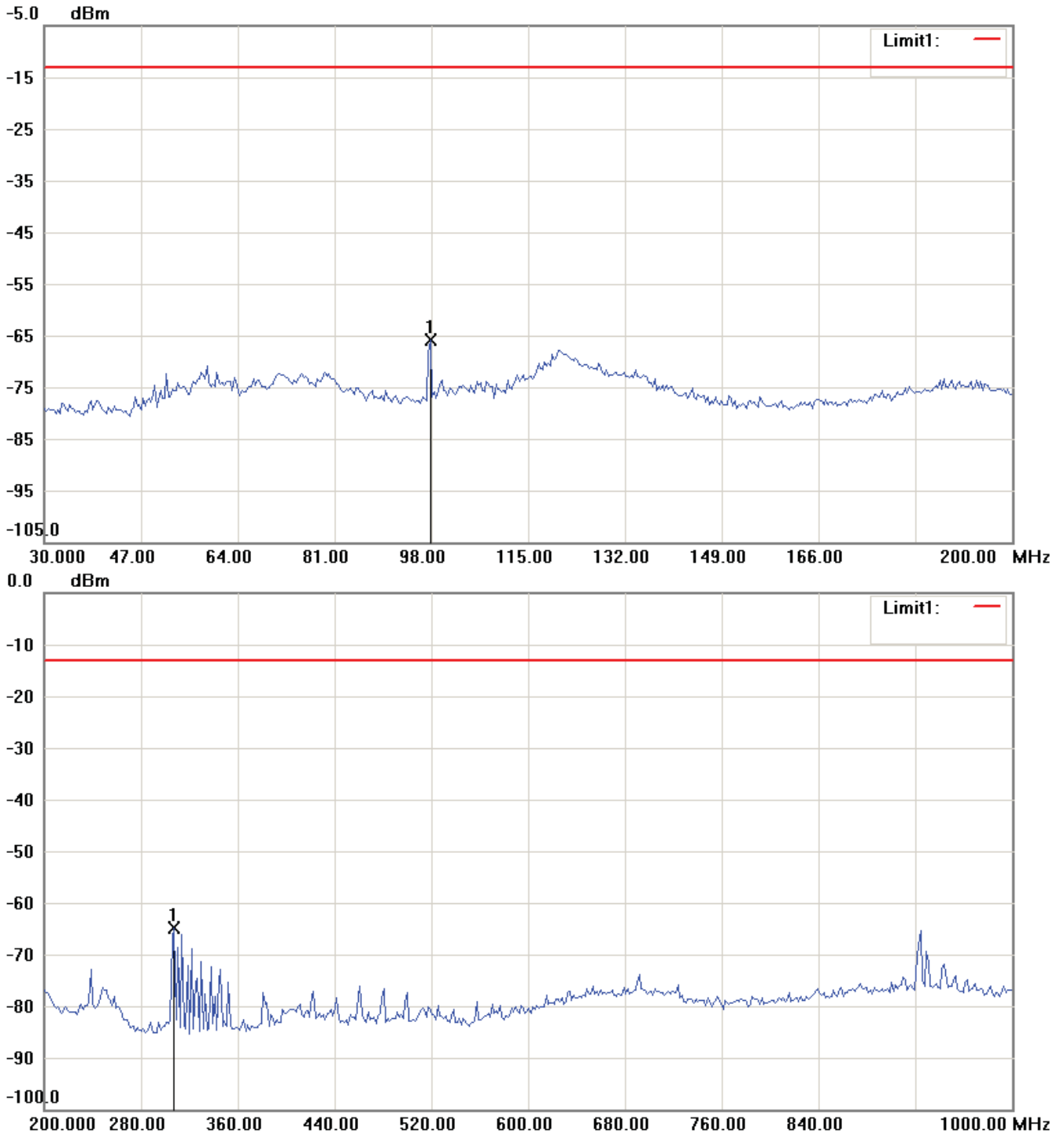


Report Number: W6M21212-12939-P-2224

FCC ID: GX9CTC10523G


1900 band_CH 810_9 V

Antenna Polarization H



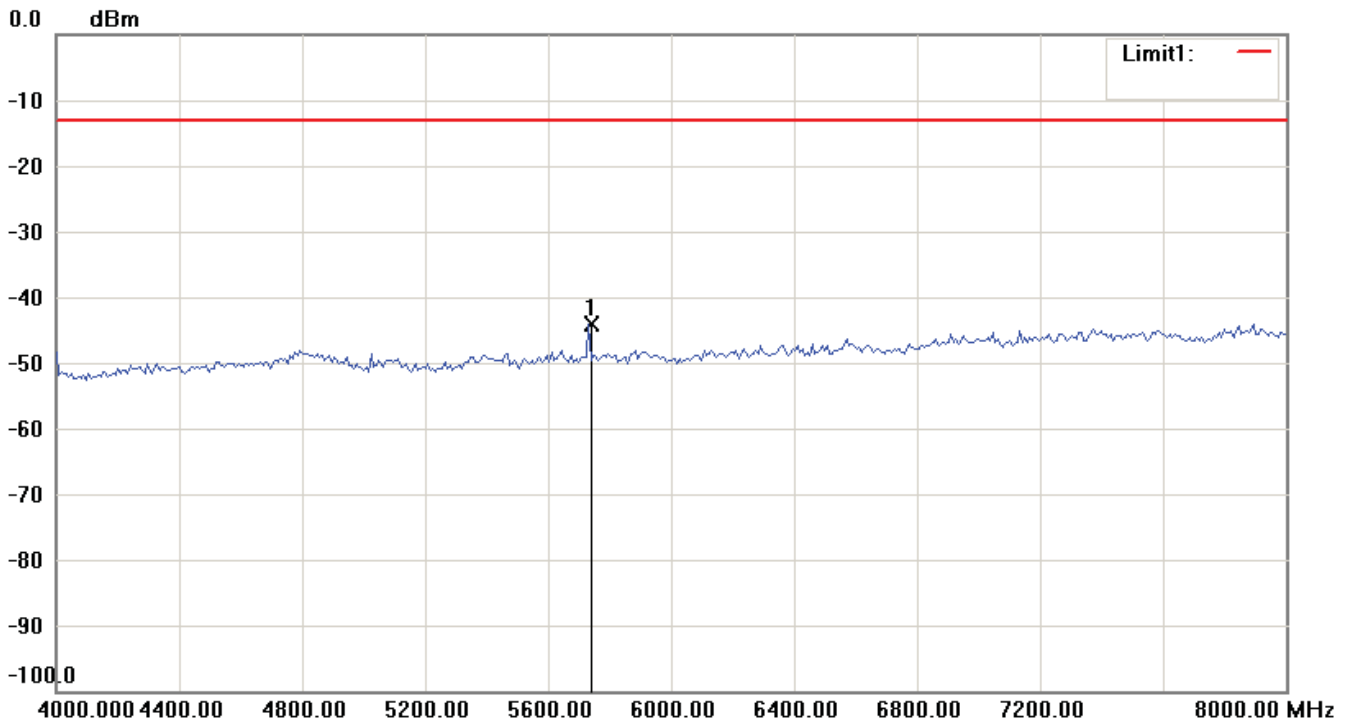
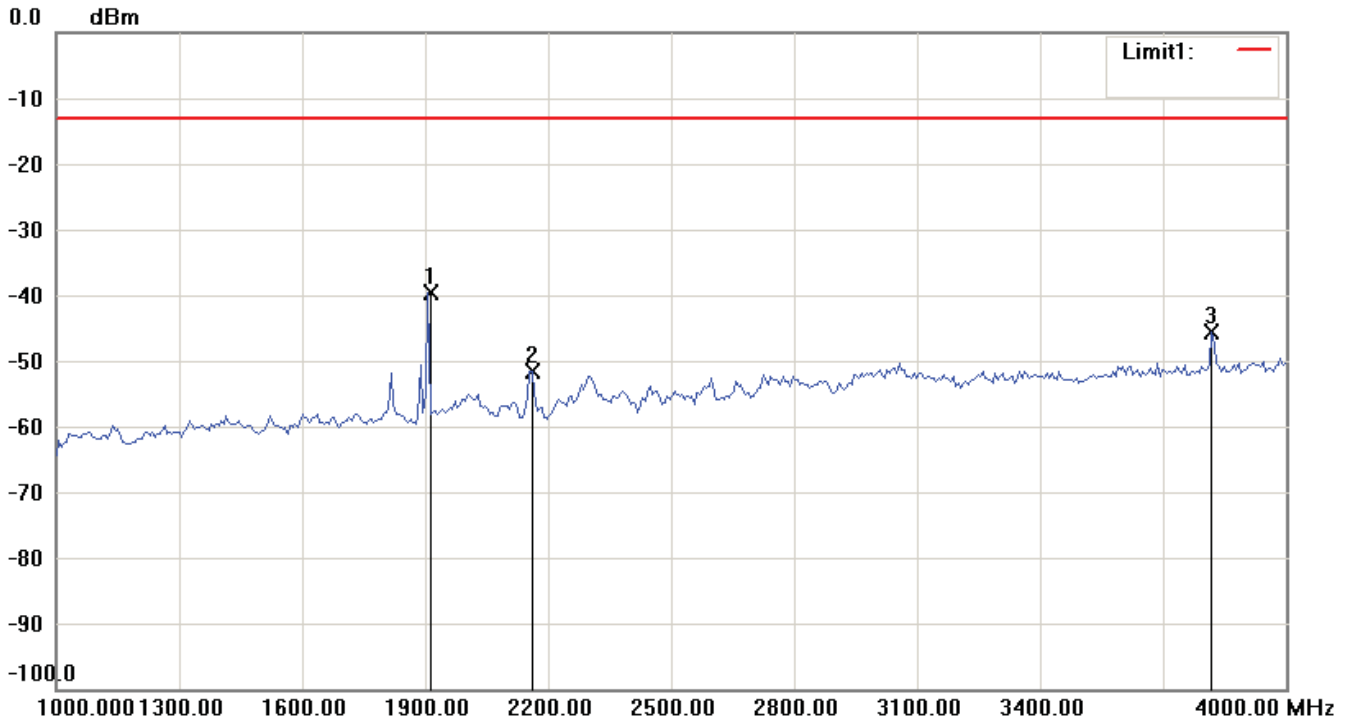
Note:

1. The attached measurement plots are preliminarily pre-scanned with peak detector for determining the final checking frequencies and are for reference only.
2. The some frequencies may exceed the limit line without the specified detectors, but that cannot present the results are failed to the specification of test standard.
3. For corrected test results are listed in the relevant table of radiated test data of this test report.



Report Number: W6M21212-12939-P-2224

FCC ID: GX9CTC10523G



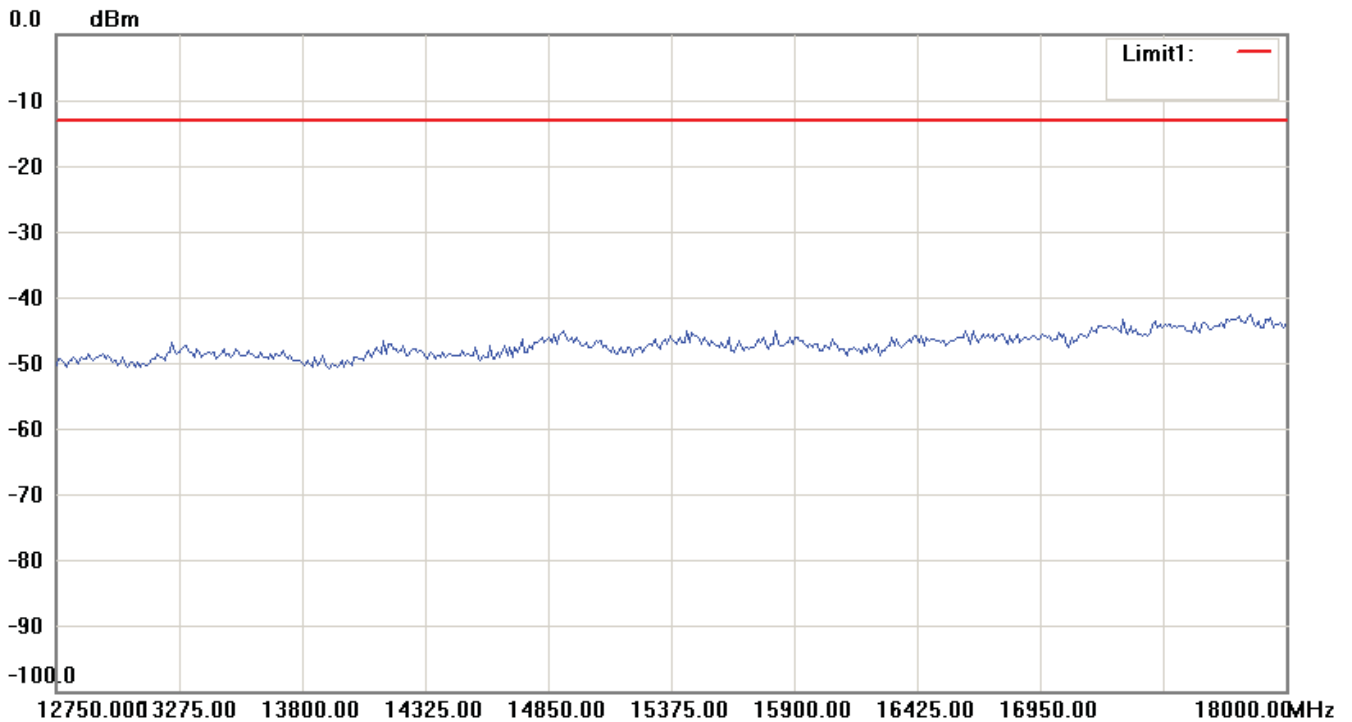
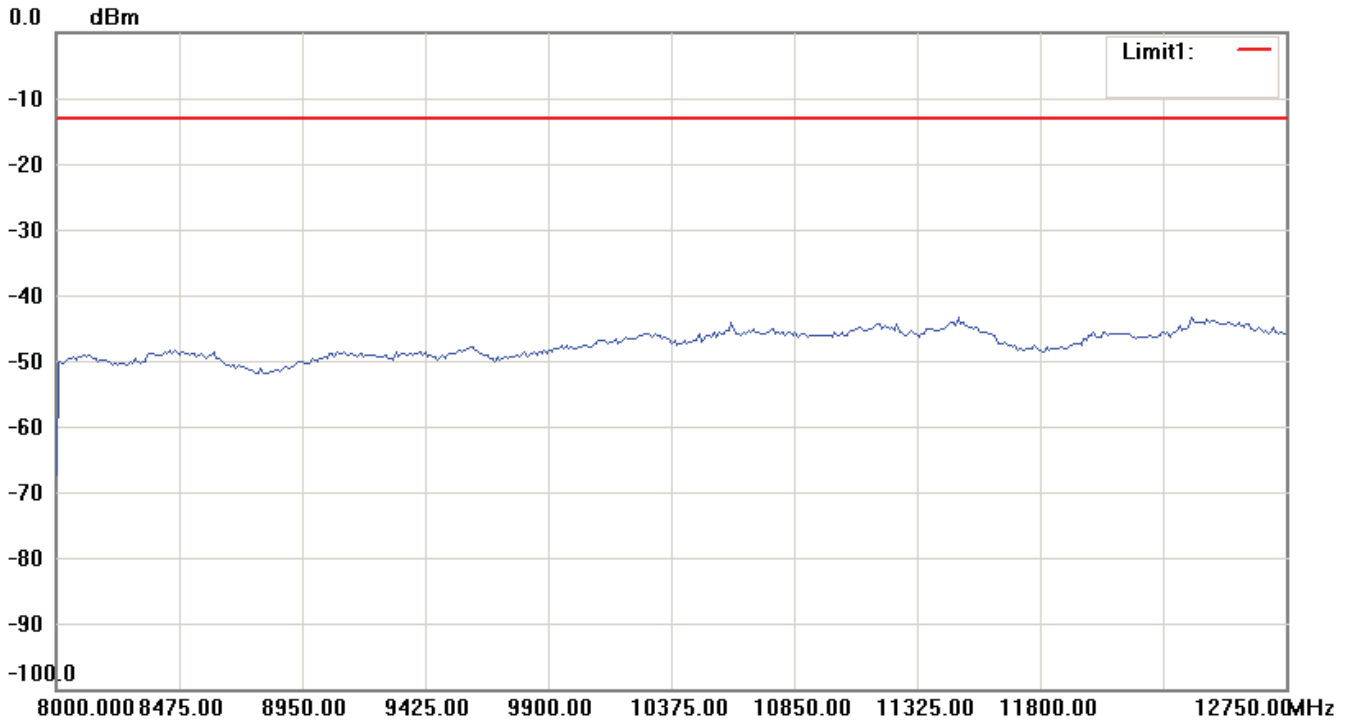
Note:

1. The attached measurement plots are preliminarily pre-scanned with peak detector for determining the final checking frequencies and are for reference only.
2. The some frequencies may exceed the limit line without the specified detectors, but that cannot present the results are failed to the specification of test standard.
3. For corrected test results are listed in the relevant table of radiated test data of this test report.




Report Number: W6M21212-12939-P-2224

FCC ID: GX9CTC10523G



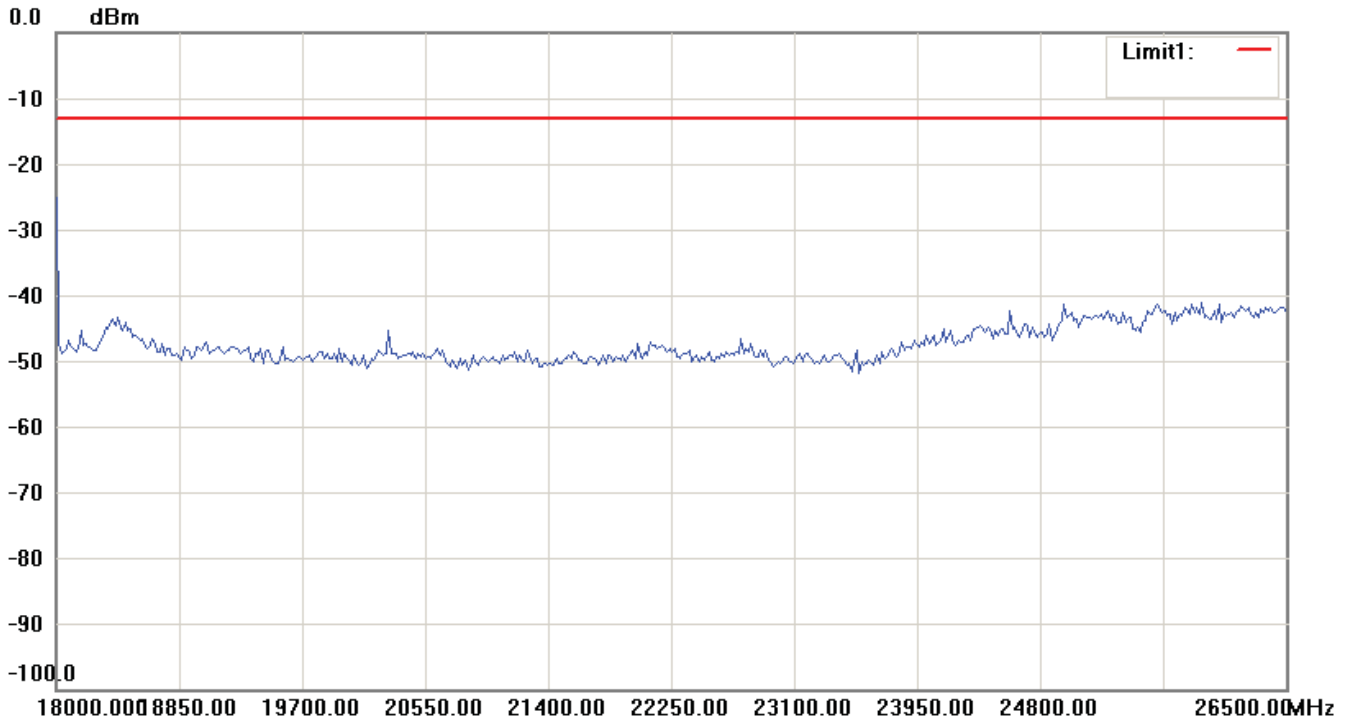
Note:

1. The attached measurement plots are preliminarily pre-scanned with peak detector for determining the final checking frequencies and are for reference only.
2. The some frequencies may exceed the limit line without the specified detectors, but that cannot present the results are failed to the specification of test standard.
3. For corrected test results are listed in the relevant table of radiated test data of this test report.

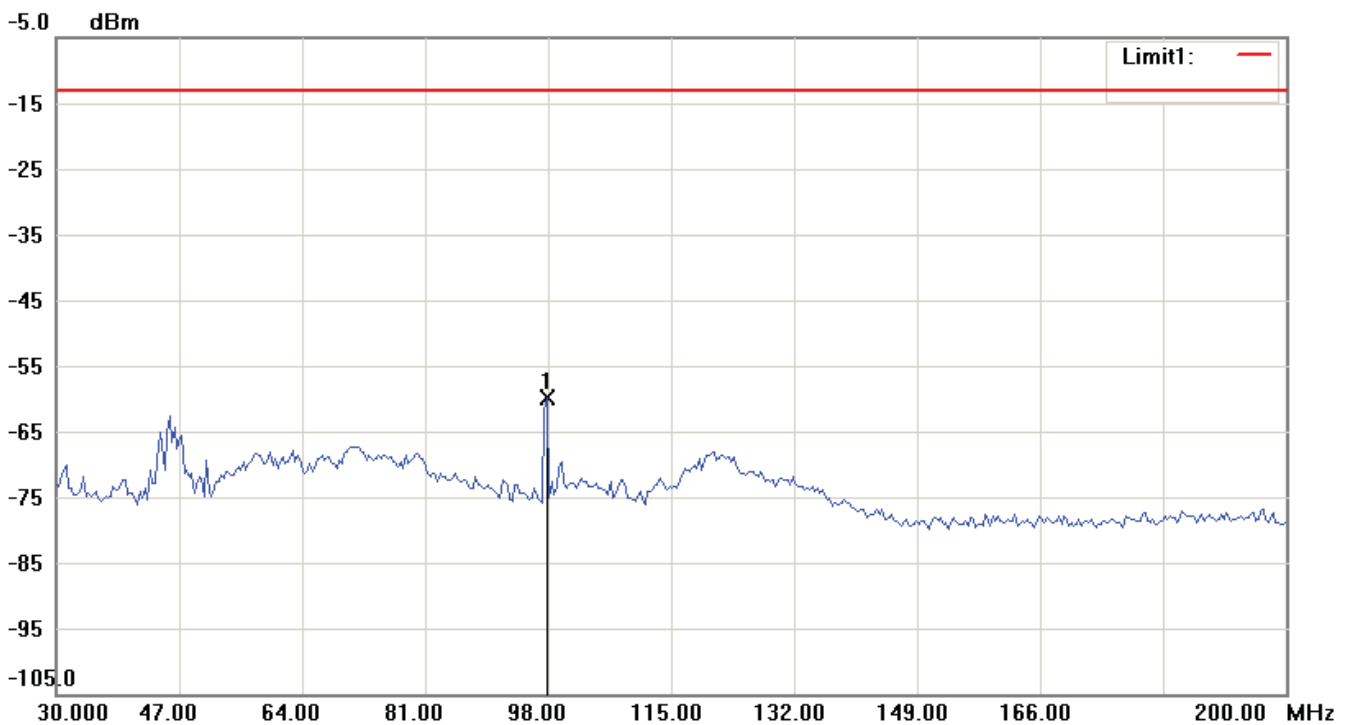


Report Number: W6M21212-12939-P-2224

FCC ID: GX9CTC10523G



Antenna Polarization V



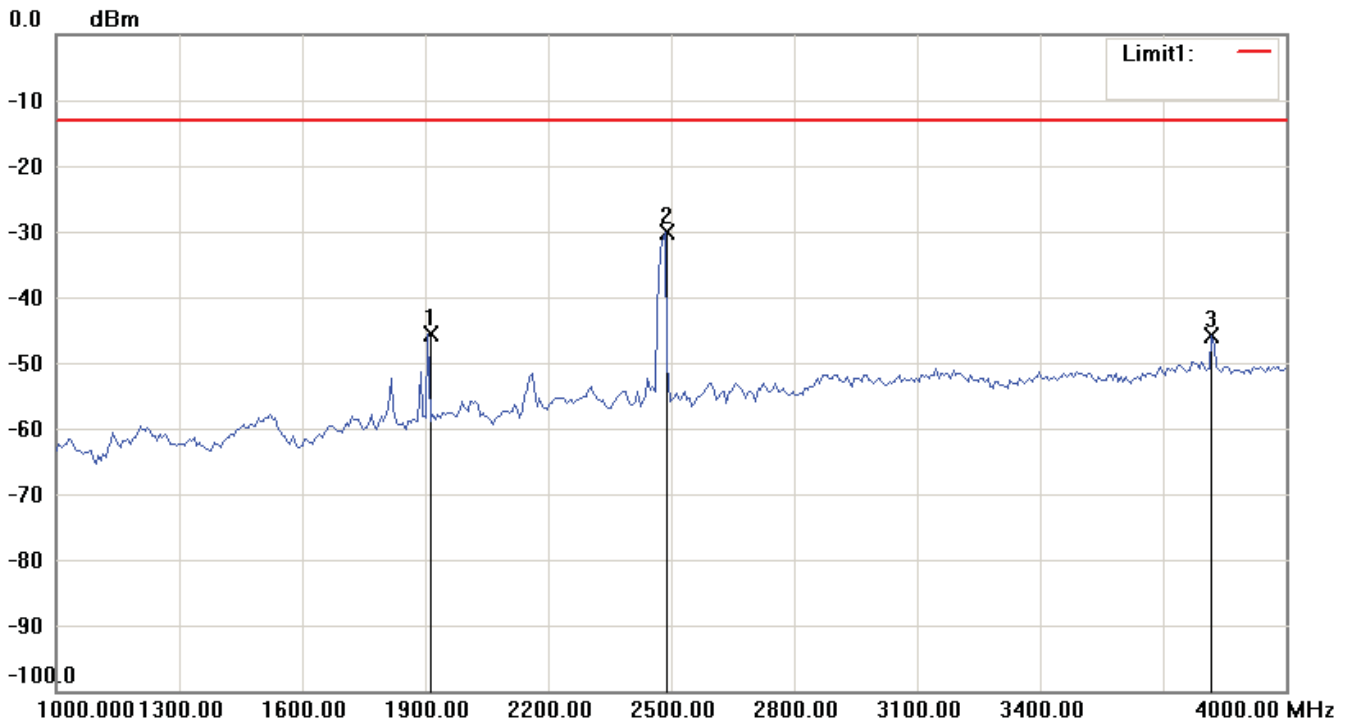
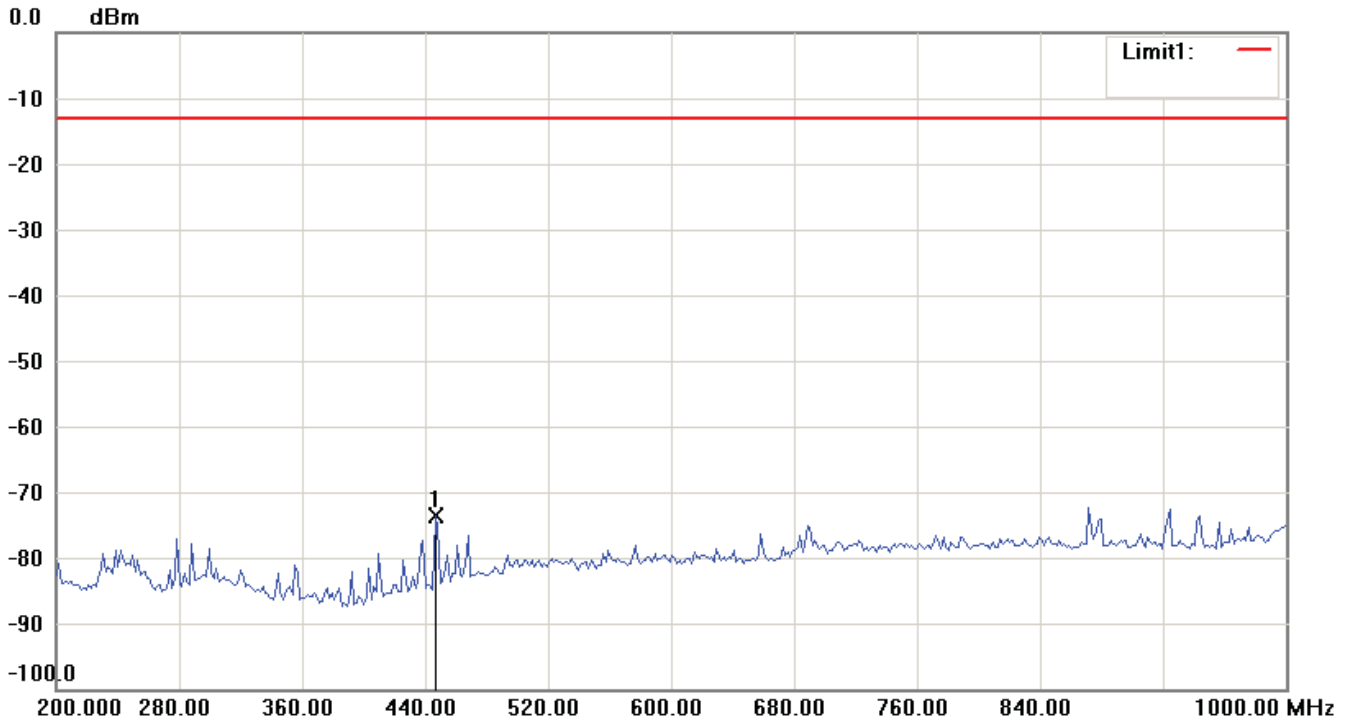
Note:

1. The attached measurement plots are preliminarily pre-scanned with peak detector for determining the final checking frequencies and are for reference only.
2. The some frequencies may exceed the limit line without the specified detectors, but that cannot present the results are failed to the specification of test standard.
3. For corrected test results are listed in the relevant table of radiated test data of this test report.



Report Number: W6M21212-12939-P-2224

FCC ID: GX9CTC10523G



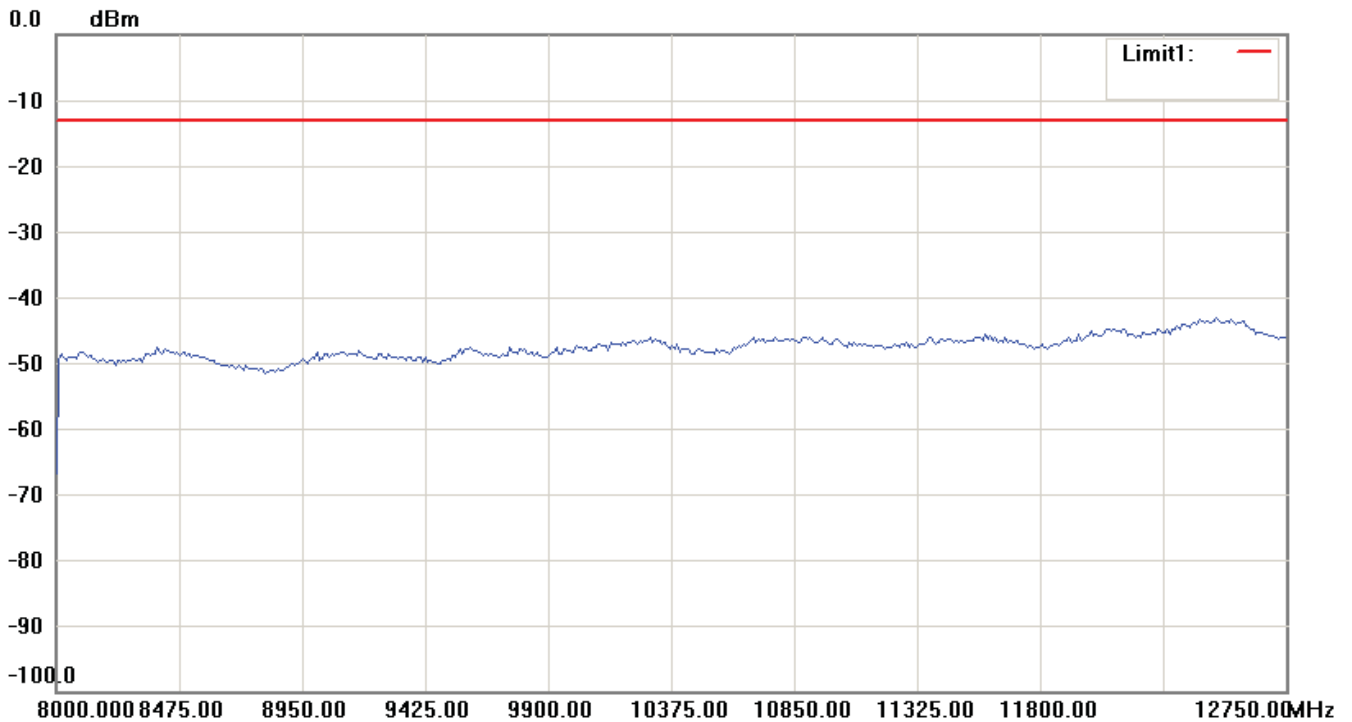
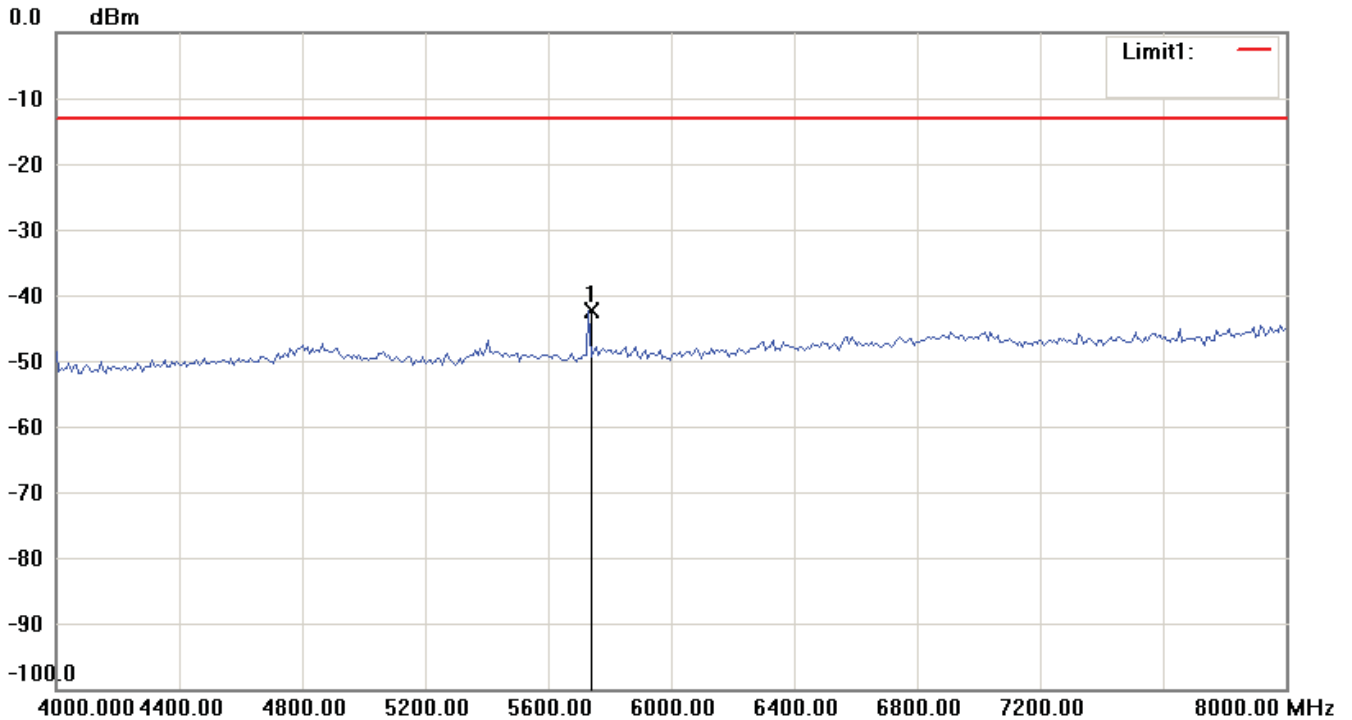
Note:

1. The attached measurement plots are preliminarily pre-scanned with peak detector for determining the final checking frequencies and are for reference only.
2. The some frequencies may exceed the limit line without the specified detectors, but that cannot present the results are failed to the specification of test standard.
3. For corrected test results are listed in the relevant table of radiated test data of this test report.




Report Number: W6M21212-12939-P-2224

FCC ID: GX9CTC10523G



Note:

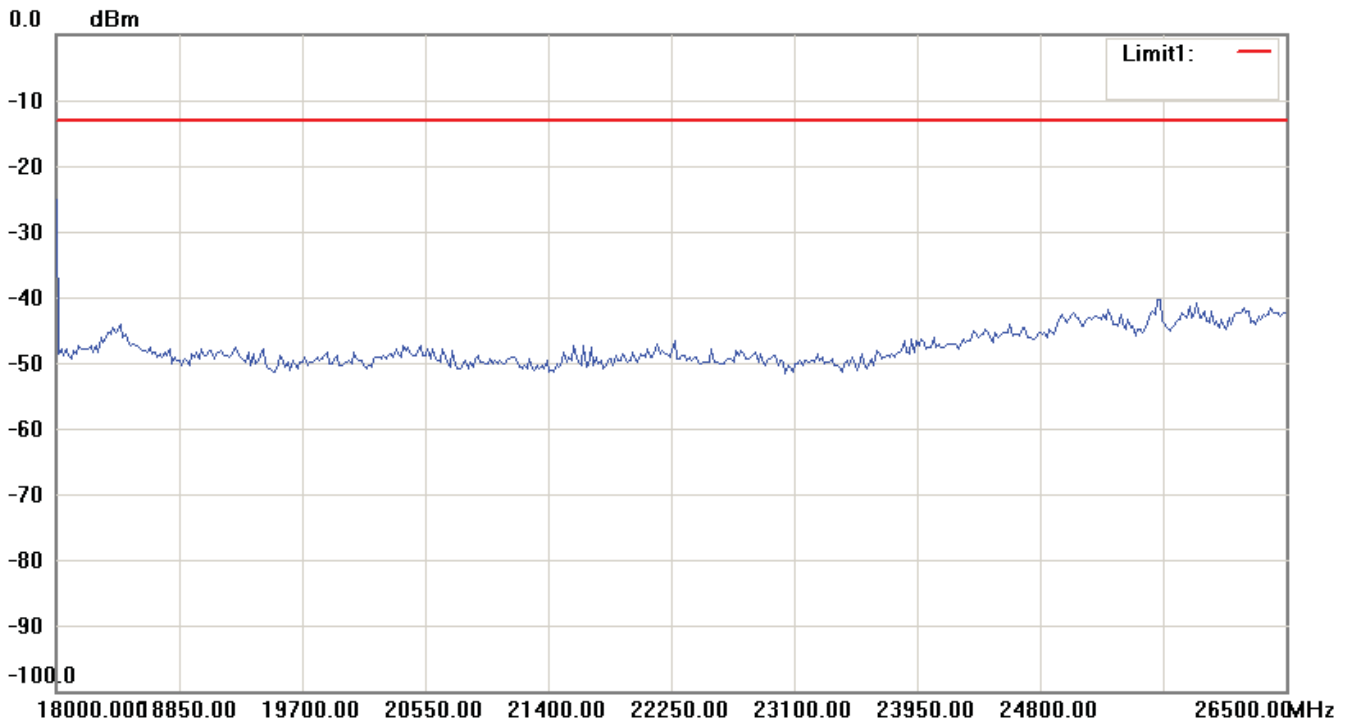
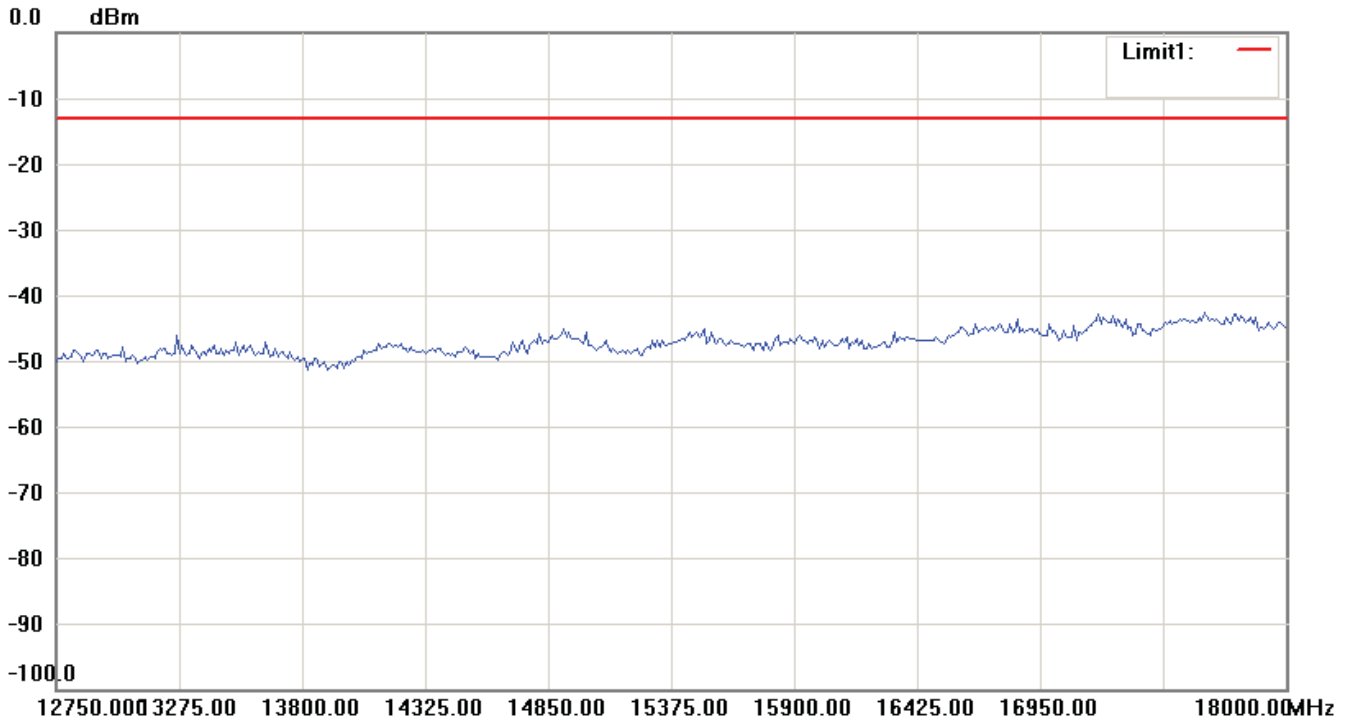
1. The attached measurement plots are preliminarily pre-scanned with peak detector for determining the final checking frequencies and are for reference only.
2. The some frequencies may exceed the limit line without the specified detectors, but that cannot present the results are failed to the specification of test standard.
3. For corrected test results are listed in the relevant table of radiated test data of this test report.



Worldwide Testing Services(Taiwan) Co., Ltd.


Report Number: W6M21212-12939-P-2224

FCC ID: GX9CTC10523G



Note:

1. The attached measurement plots are preliminarily pre-scanned with peak detector for determining the final checking frequencies and are for reference only.
2. The some frequencies may exceed the limit line without the specified detectors, but that cannot present the results are failed to the specification of test standard.
3. For corrected test results are listed in the relevant table of radiated test data of this test report.

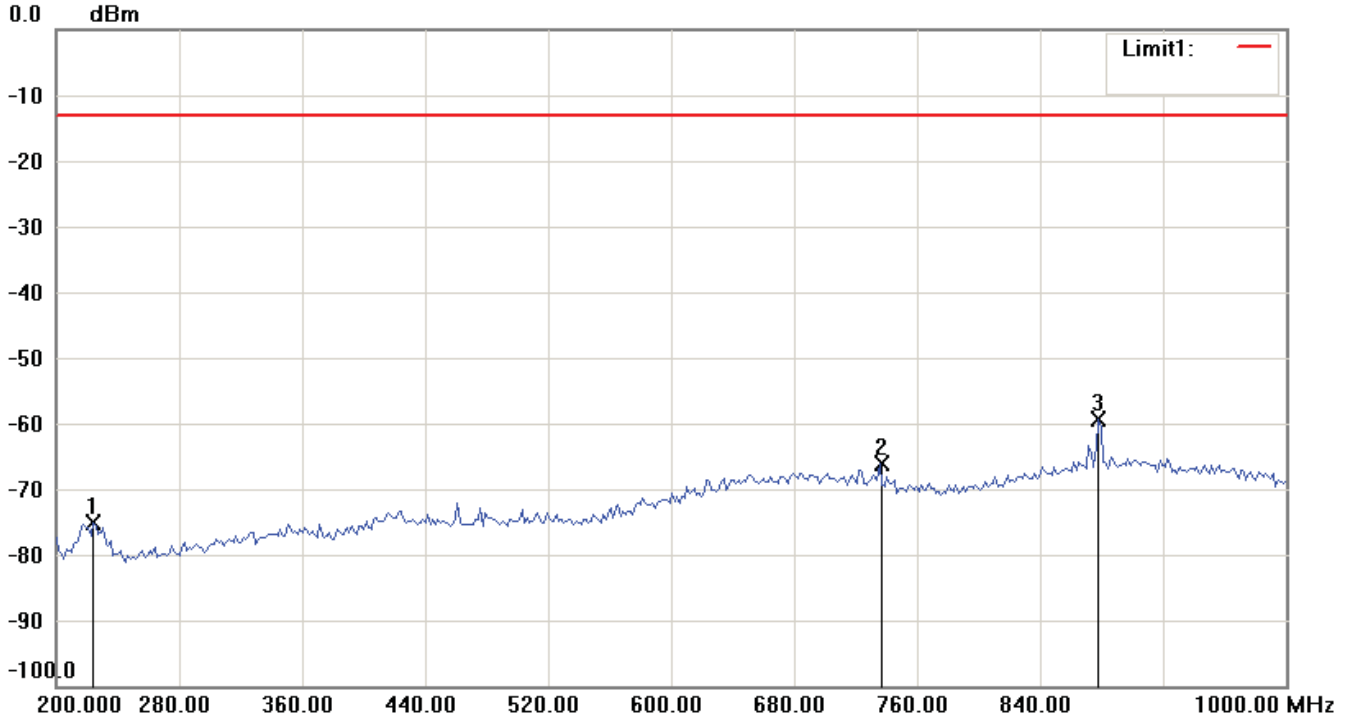


Report Number: W6M21212-12939-P-2224

FCC ID: GX9CTC10523G


1900 band_CH 810_8.1 V

Antenna Polarization H



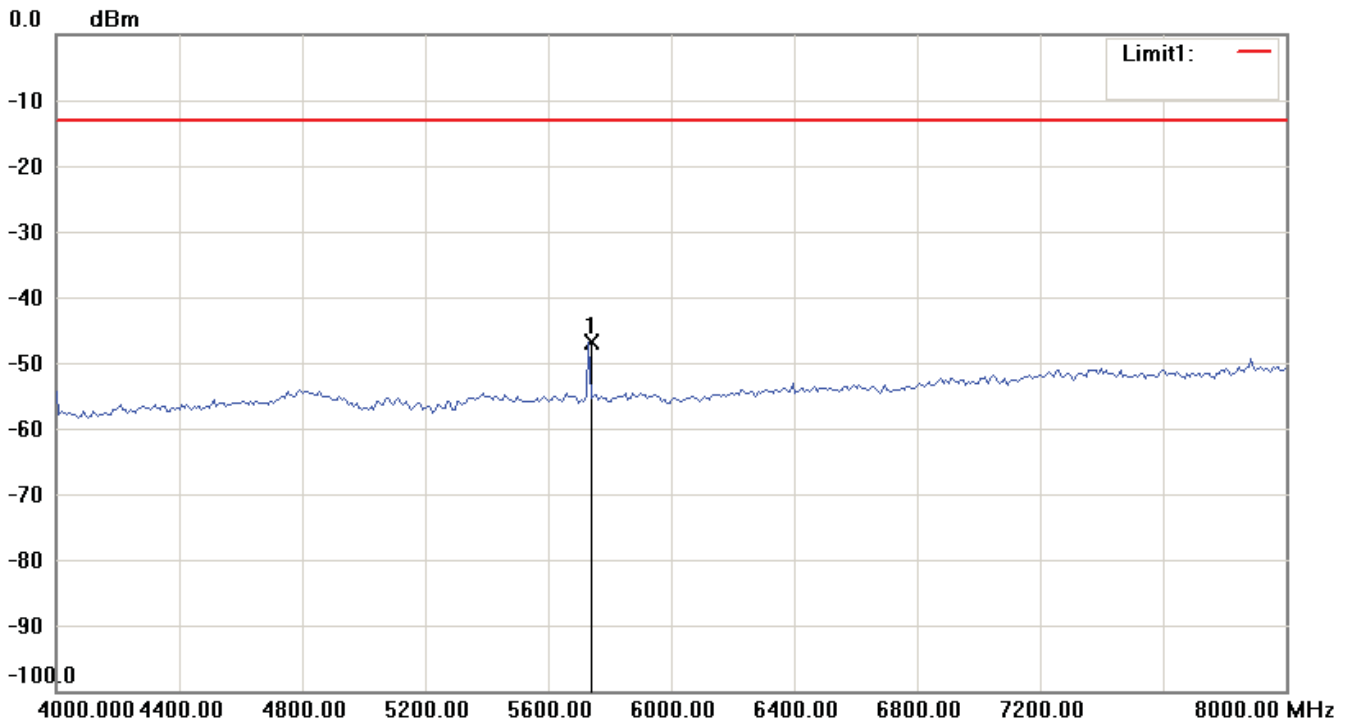
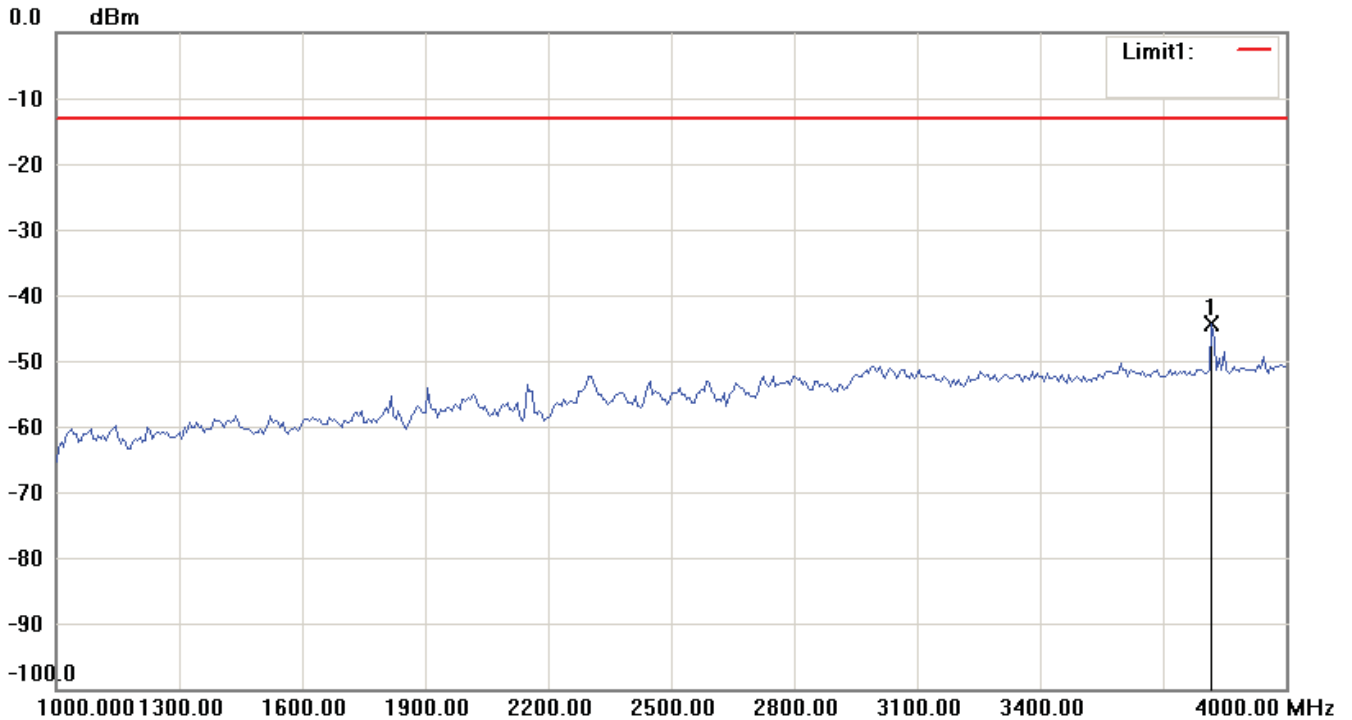
Note:

1. The attached measurement plots are preliminarily pre-scanned with peak detector for determining the final checking frequencies and are for reference only.
2. The some frequencies may exceed the limit line without the specified detectors, but that cannot present the results are failed to the specification of test standard.
3. For corrected test results are listed in the relevant table of radiated test data of this test report.




Report Number: W6M21212-12939-P-2224

FCC ID: GX9CTC10523G



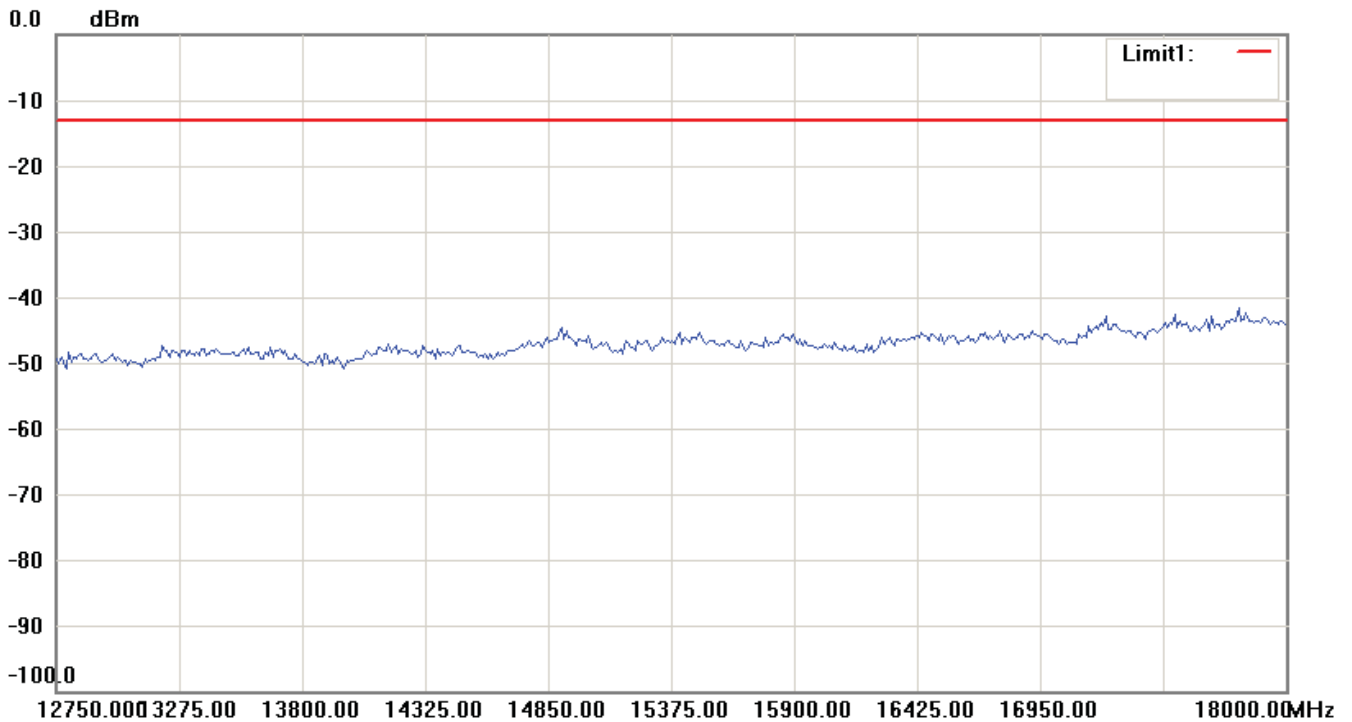
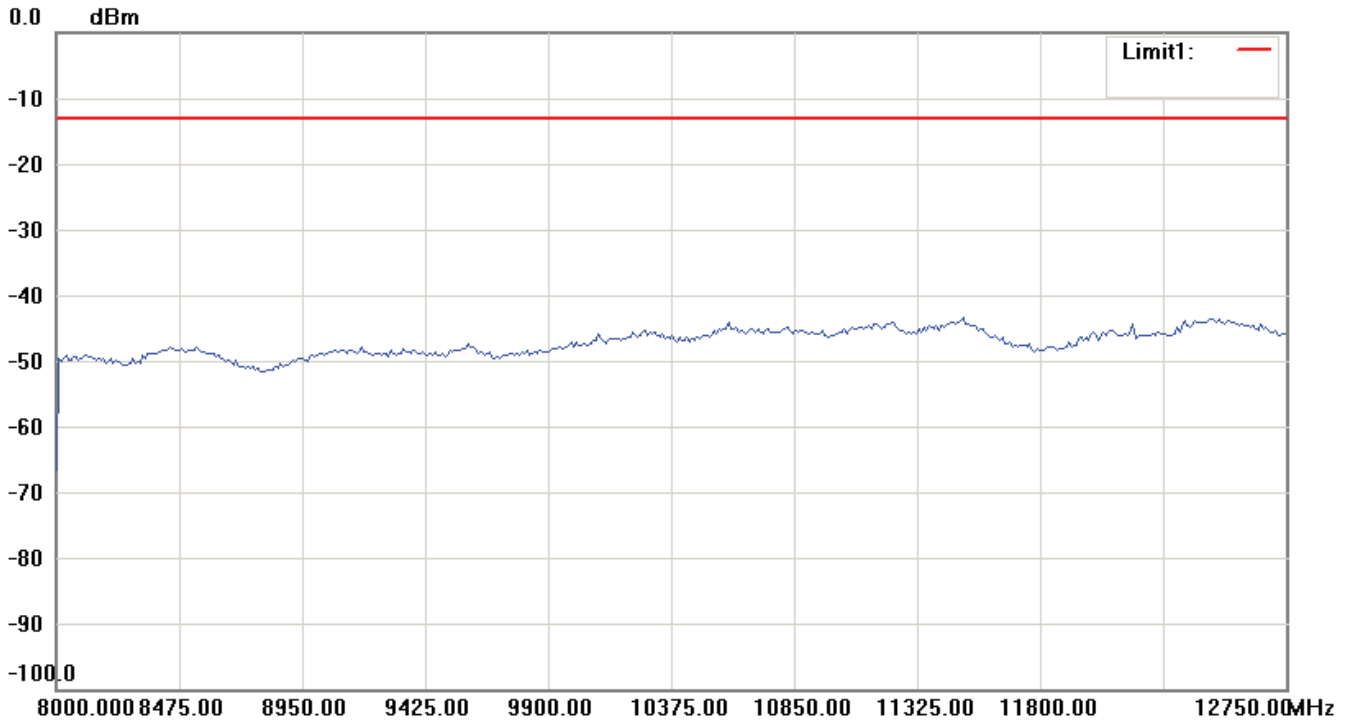
Note:

1. The attached measurement plots are preliminarily pre-scanned with peak detector for determining the final checking frequencies and are for reference only.
2. The some frequencies may exceed the limit line without the specified detectors, but that cannot present the results are failed to the specification of test standard.
3. For corrected test results are listed in the relevant table of radiated test data of this test report.



Report Number: W6M21212-12939-P-2224

FCC ID: GX9CTC10523G



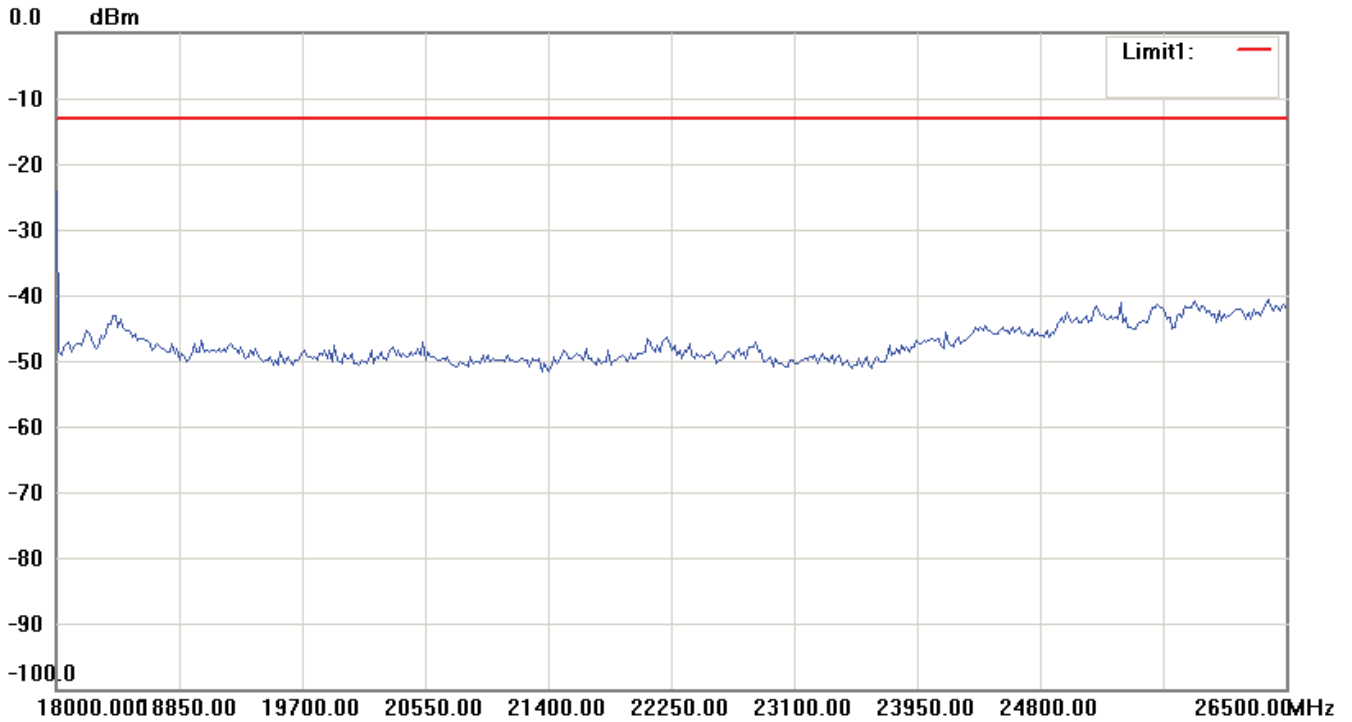
Note:

1. The attached measurement plots are preliminarily pre-scanned with peak detector for determining the final checking frequencies and are for reference only.
2. The some frequencies may exceed the limit line without the specified detectors, but that cannot present the results are failed to the specification of test standard.
3. For corrected test results are listed in the relevant table of radiated test data of this test report.

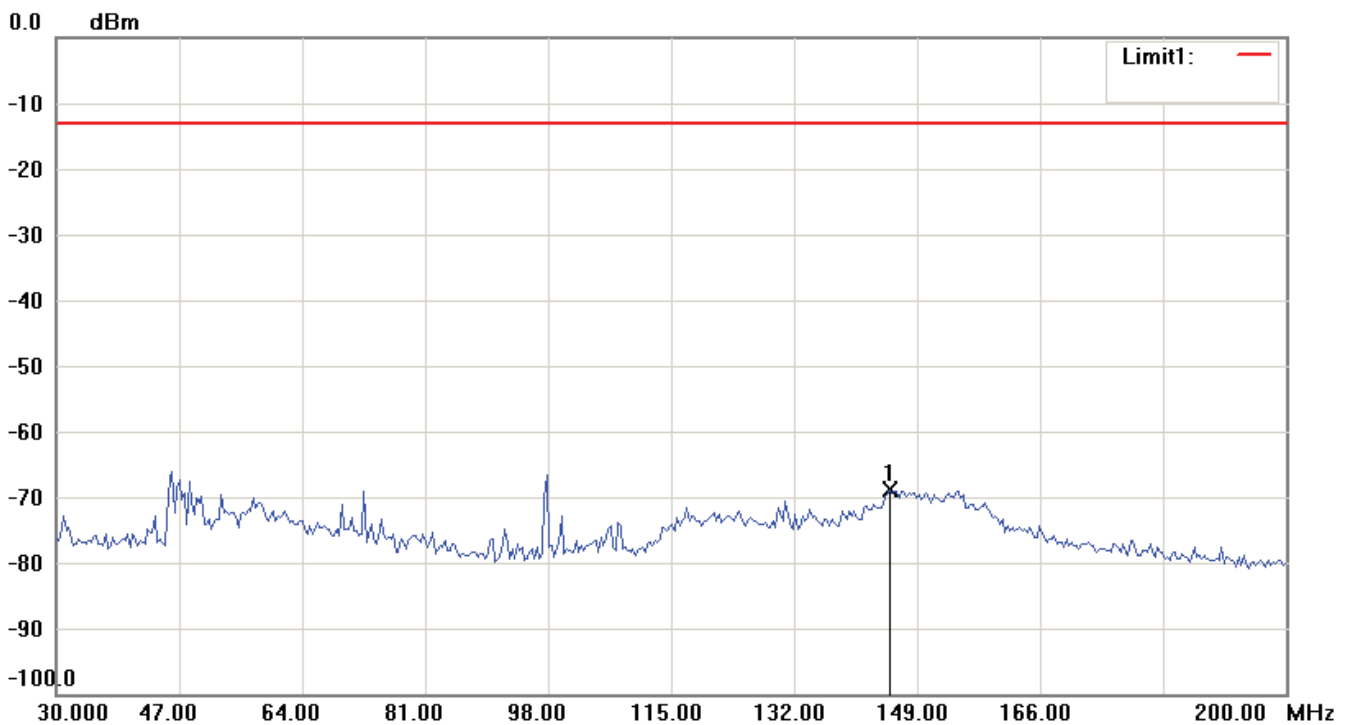


Report Number: W6M21212-12939-P-2224

FCC ID: GX9CTC10523G




Antenna Polarization V



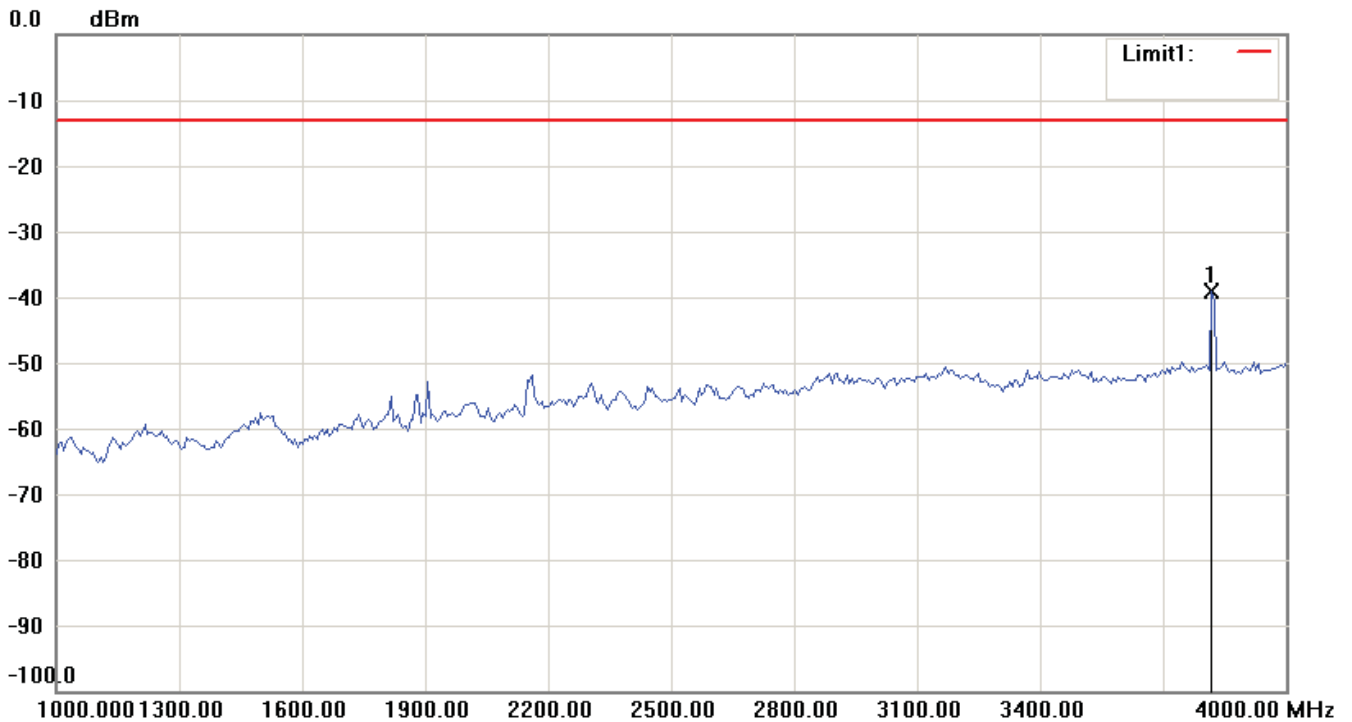
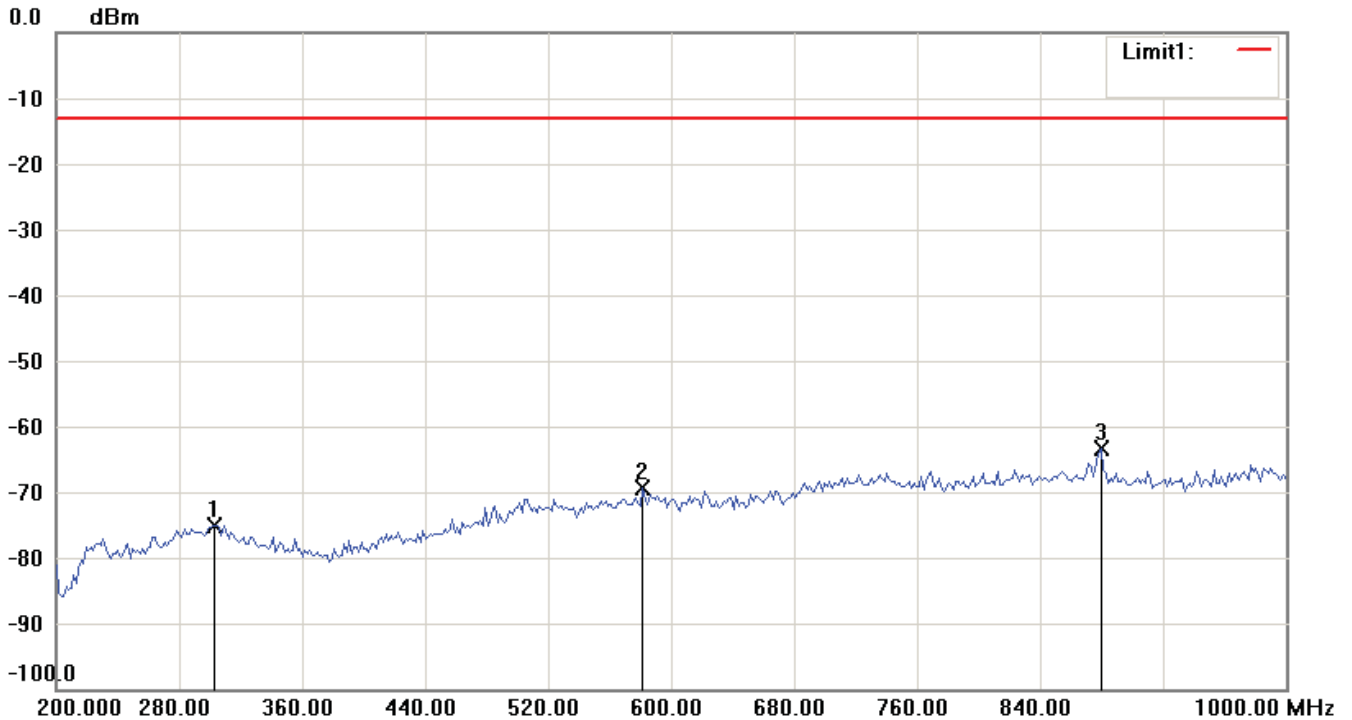
Note:

1. The attached measurement plots are preliminarily pre-scanned with peak detector for determining the final checking frequencies and are for reference only.
2. The some frequencies may exceed the limit line without the specified detectors, but that cannot present the results are failed to the specification of test standard.
3. For corrected test results are listed in the relevant table of radiated test data of this test report.



Report Number: W6M21212-12939-P-2224

FCC ID: GX9CTC10523G



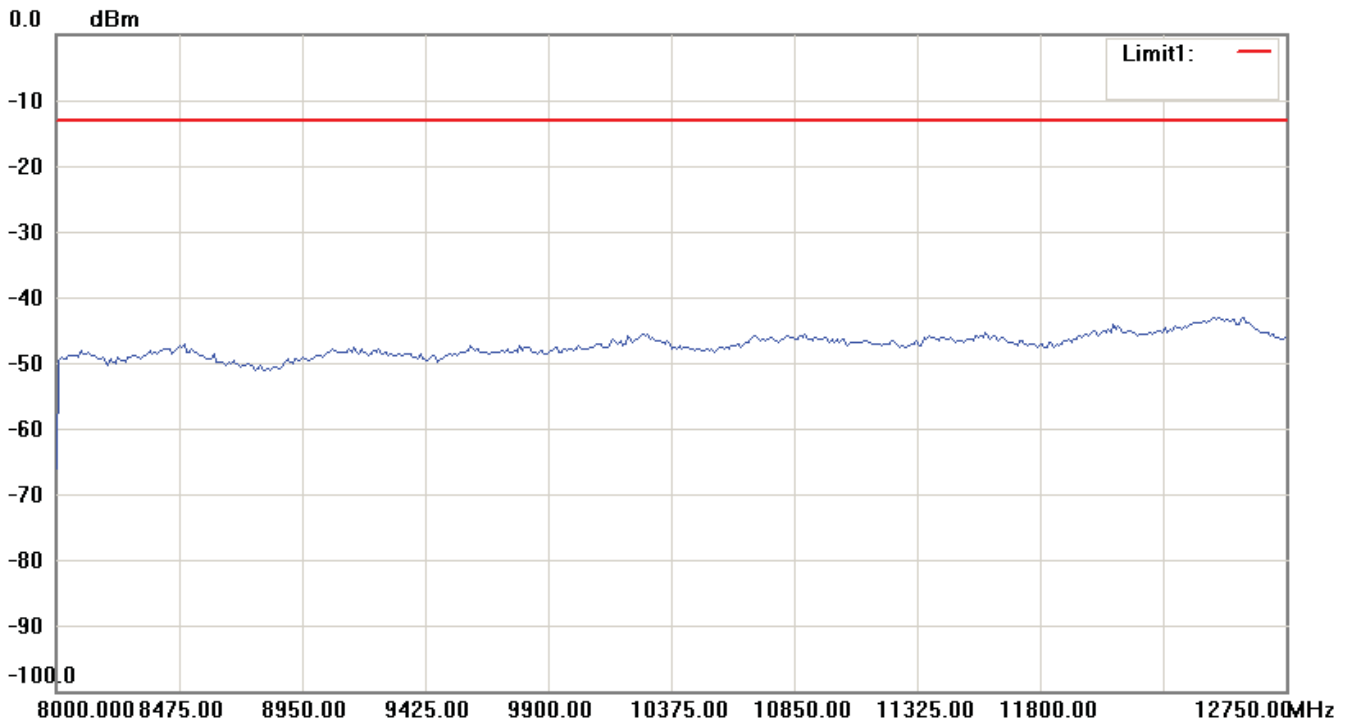
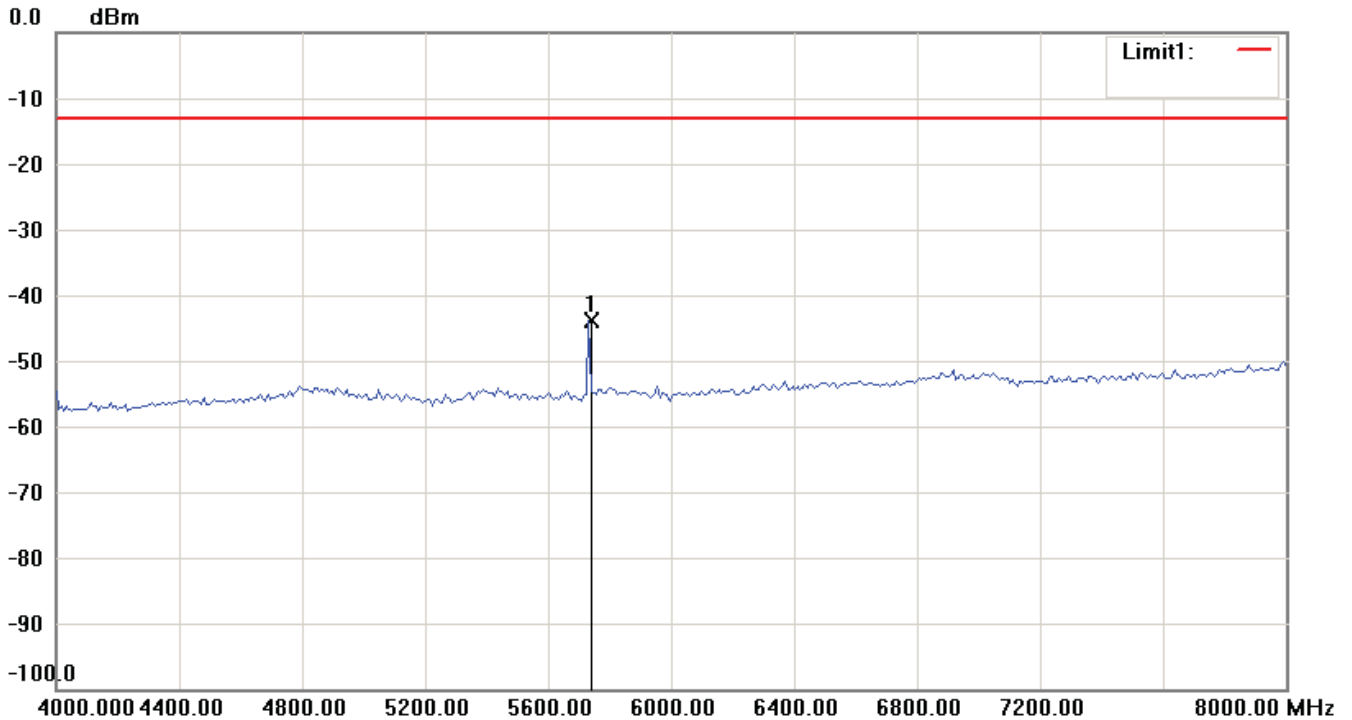
Note:

1. The attached measurement plots are preliminarily pre-scanned with peak detector for determining the final checking frequencies and are for reference only.
2. The some frequencies may exceed the limit line without the specified detectors, but that cannot present the results are failed to the specification of test standard.
3. For corrected test results are listed in the relevant table of radiated test data of this test report.



Report Number: W6M21212-12939-P-2224

FCC ID: GX9CTC10523G



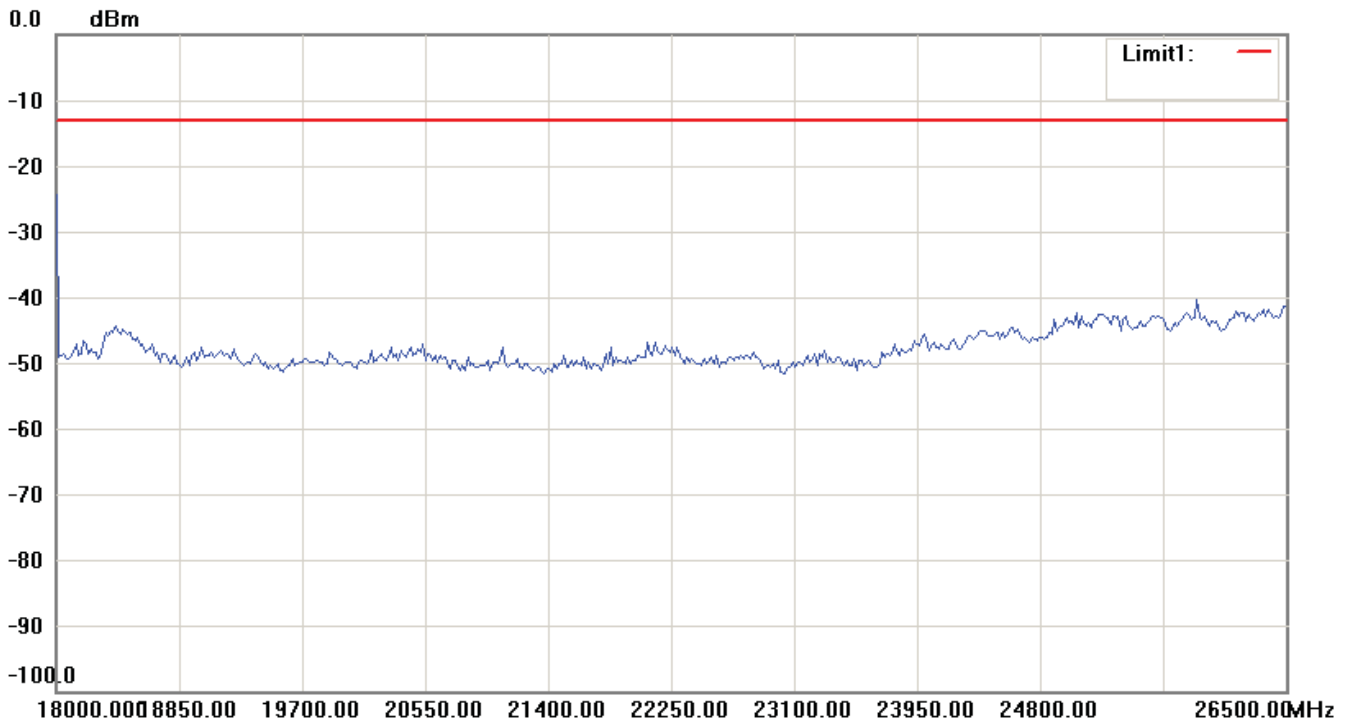
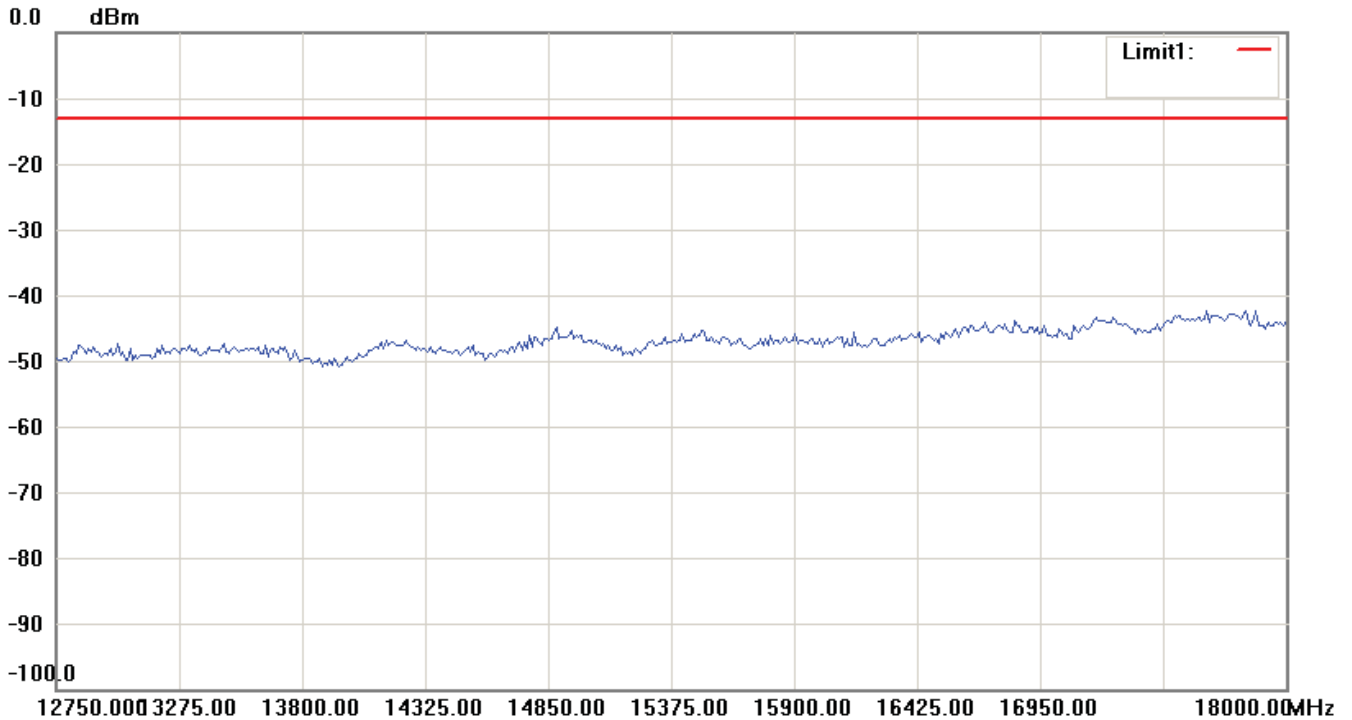
Note:

1. The attached measurement plots are preliminarily pre-scanned with peak detector for determining the final checking frequencies and are for reference only.
2. The some frequencies may exceed the limit line without the specified detectors, but that cannot present the results are failed to the specification of test standard.
3. For corrected test results are listed in the relevant table of radiated test data of this test report.




Report Number: W6M21212-12939-P-2224

FCC ID: GX9CTC10523G



Note:

1. The attached measurement plots are preliminarily pre-scanned with peak detector for determining the final checking frequencies and are for reference only.
2. The some frequencies may exceed the limit line without the specified detectors, but that cannot present the results are failed to the specification of test standard.
3. For corrected test results are listed in the relevant table of radiated test data of this test report.



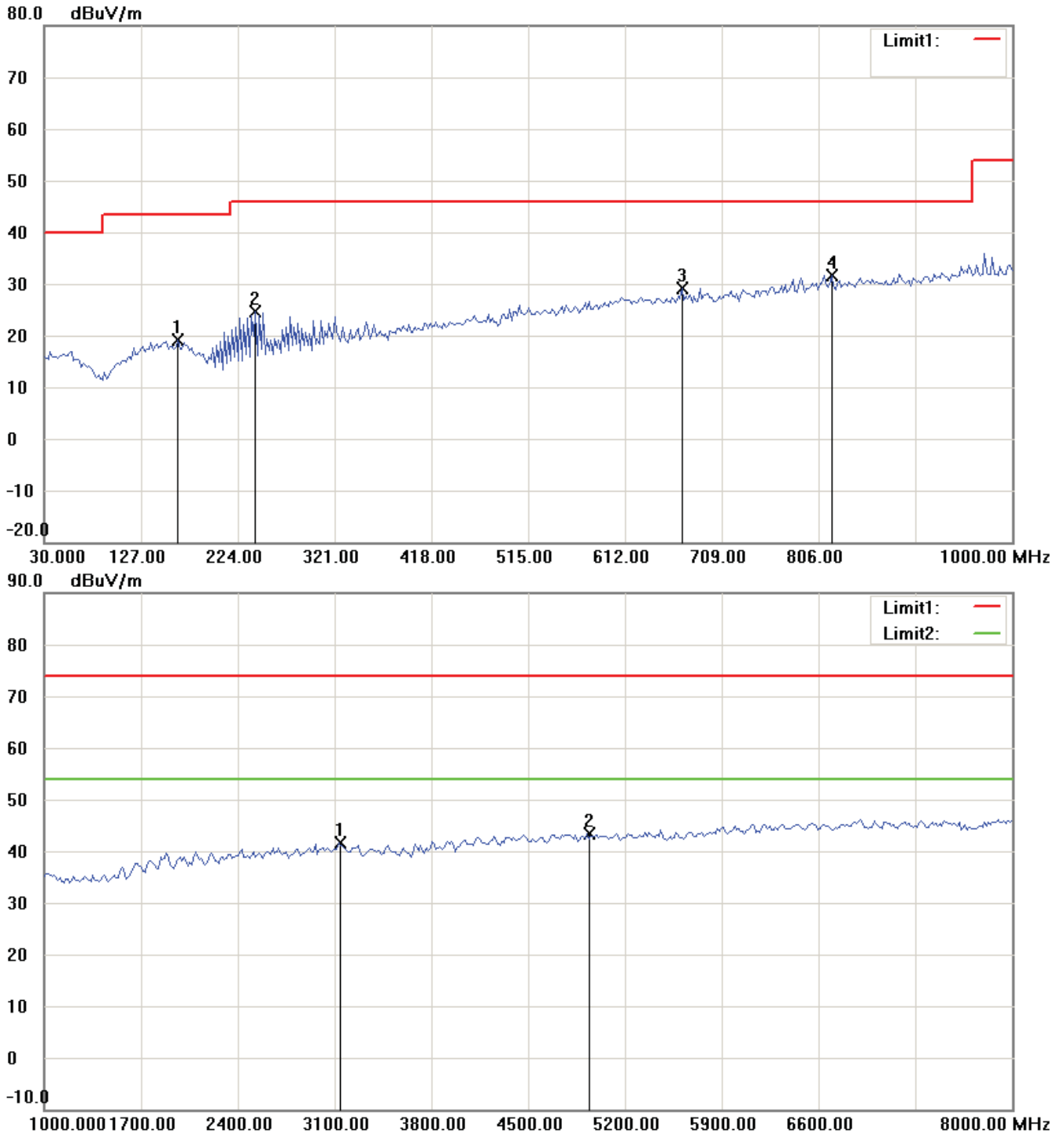
Worldwide Testing Services(Taiwan) Co., Ltd.

Report Number: W6M21212-12939-P-2224

FCC ID: GX9CTC10523G

1900 band_Idle Mode_9 V


Antenna Polarization H



Up Line: Peak Limit Line Down Line: Ave Limit Line

Note:

1. The attached measurement plots are preliminarily pre-scanned with peak detector for determining the final checking frequencies and are for reference only.
2. The some frequencies may exceed the limit line without the specified detectors, but that cannot present the results are failed to the specification of test standard.
3. For corrected test results are listed in the relevant table of radiated test data of this test report.

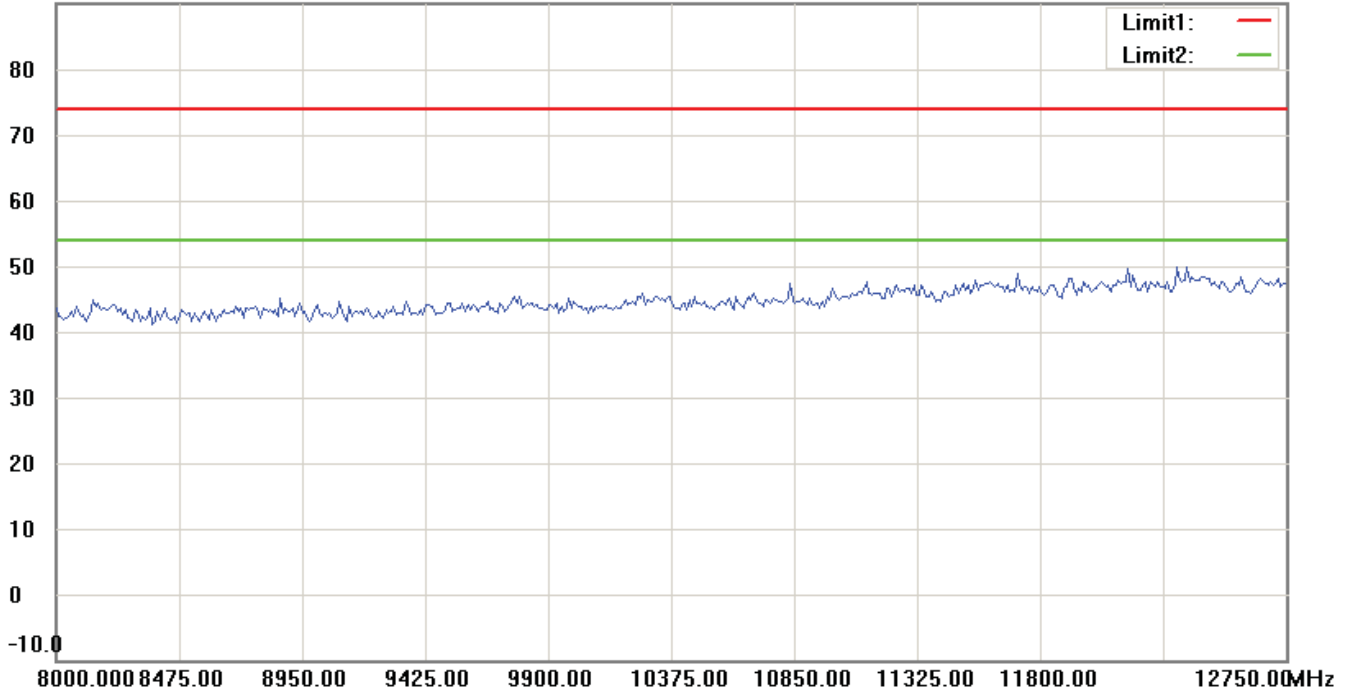


Worldwide Testing Services(Taiwan) Co., Ltd.

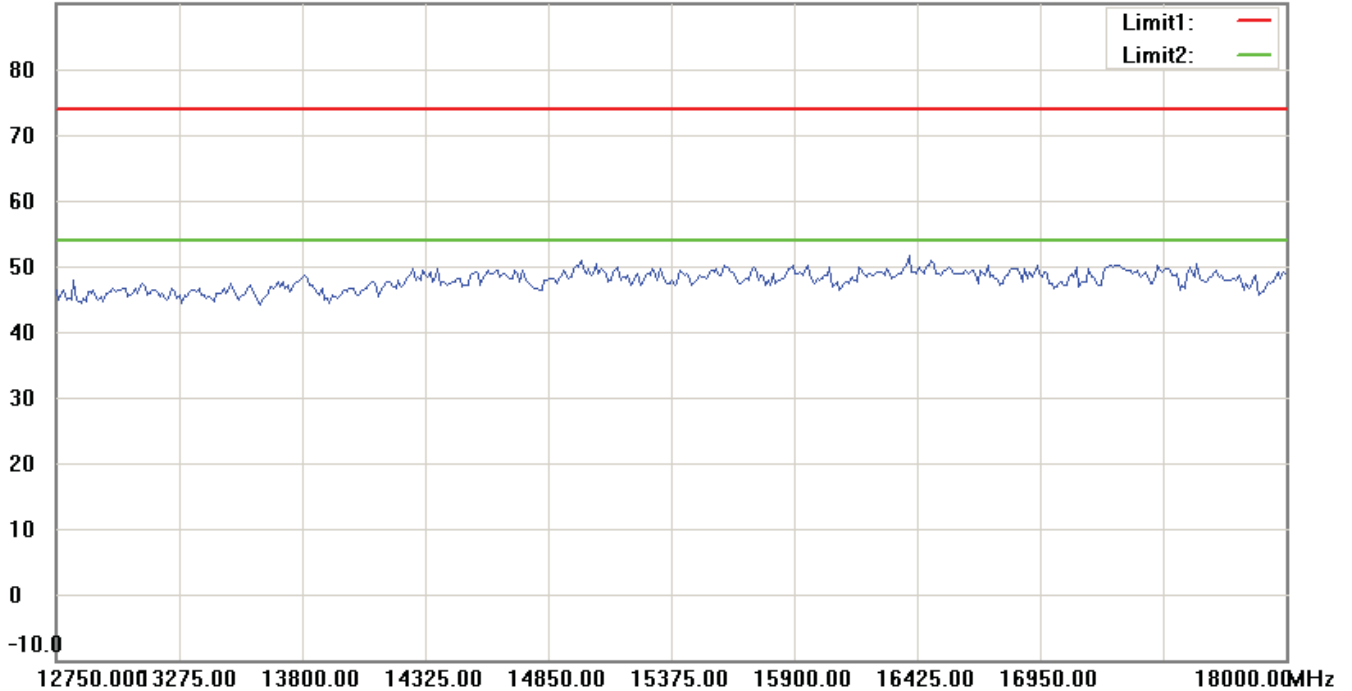
Report Number: W6M21212-12939-P-2224

FCC ID: GX9CTC10523G

90.0 dBuV/m




90.0 dBuV/m



Up Line: Peak Limit Line Down Line: Ave Limit Line

Note:

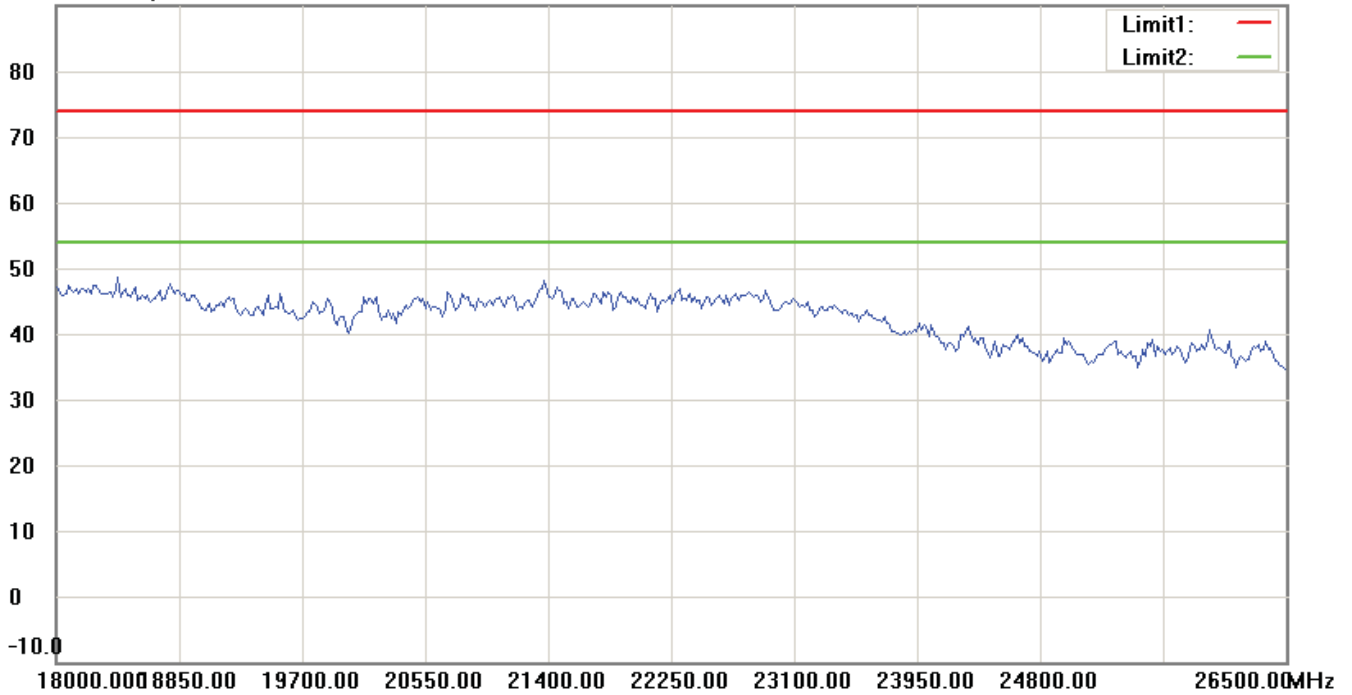
1. The attached measurement plots are preliminarily pre-scanned with peak detector for determining the final checking frequencies and are for reference only.
2. The some frequencies may exceed the limit line without the specified detectors, but that cannot present the results are failed to the specification of test standard.
3. For corrected test results are listed in the relevant table of radiated test data of this test report.



Report Number: W6M21212-12939-P-2224

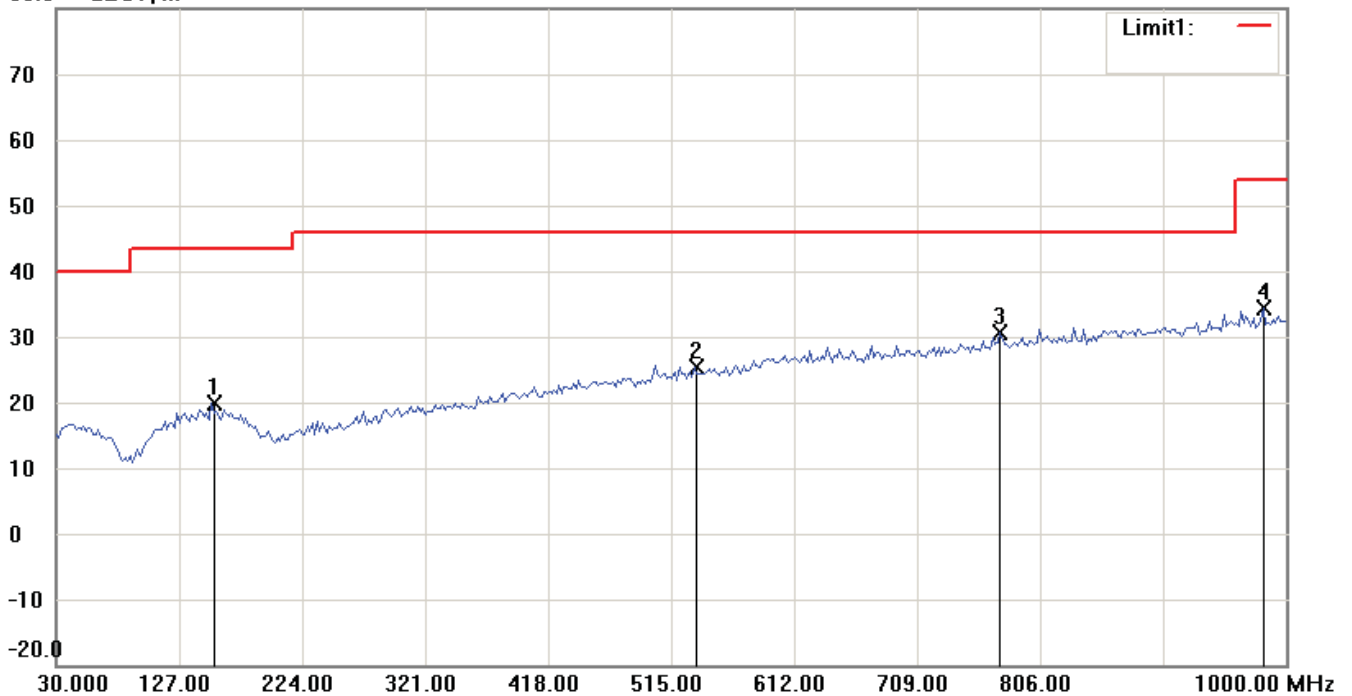
FCC ID: GX9CTC10523G

90.0 dBuV/m



Antenna Polarization V


80.0 dBuV/m



Up Line: Peak Limit Line Down Line: Ave Limit Line

Note:

1. The attached measurement plots are preliminarily pre-scanned with peak detector for determining the final checking frequencies and are for reference only.
2. The some frequencies may exceed the limit line without the specified detectors, but that cannot present the results are failed to the specification of test standard.
3. For corrected test results are listed in the relevant table of radiated test data of this test report.

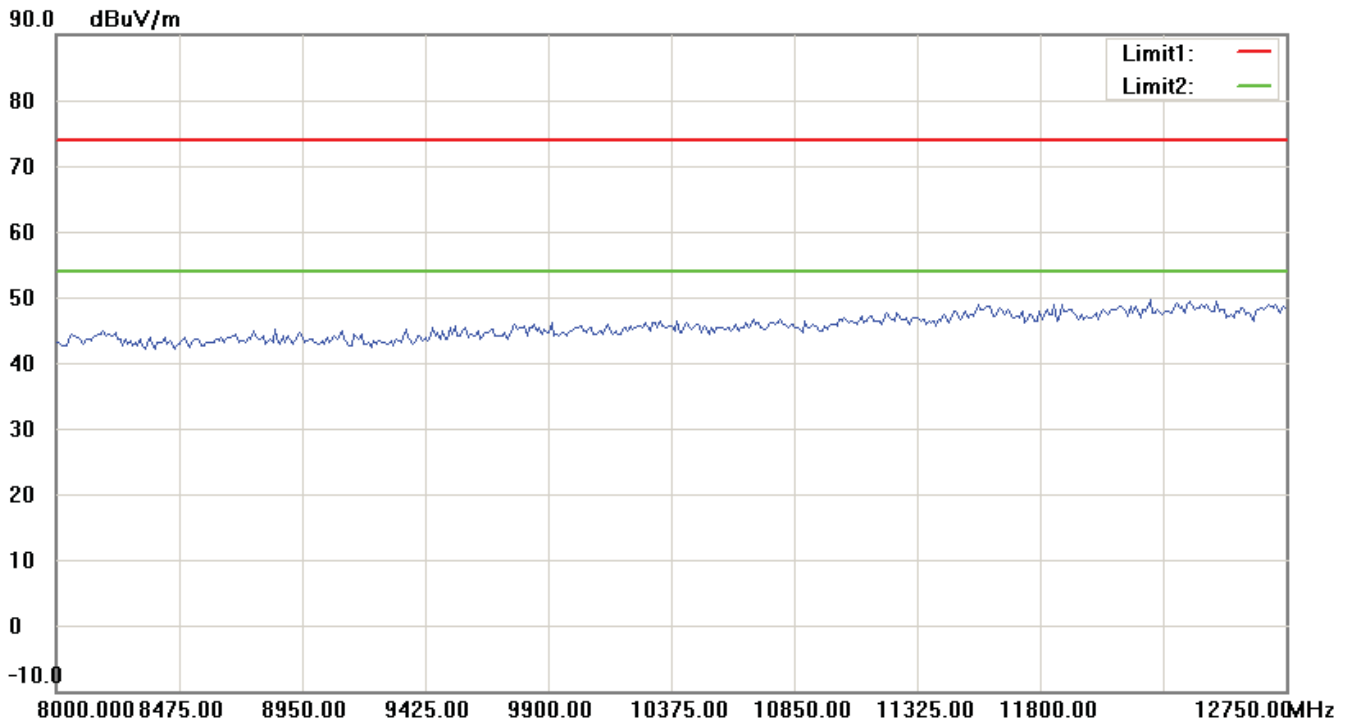
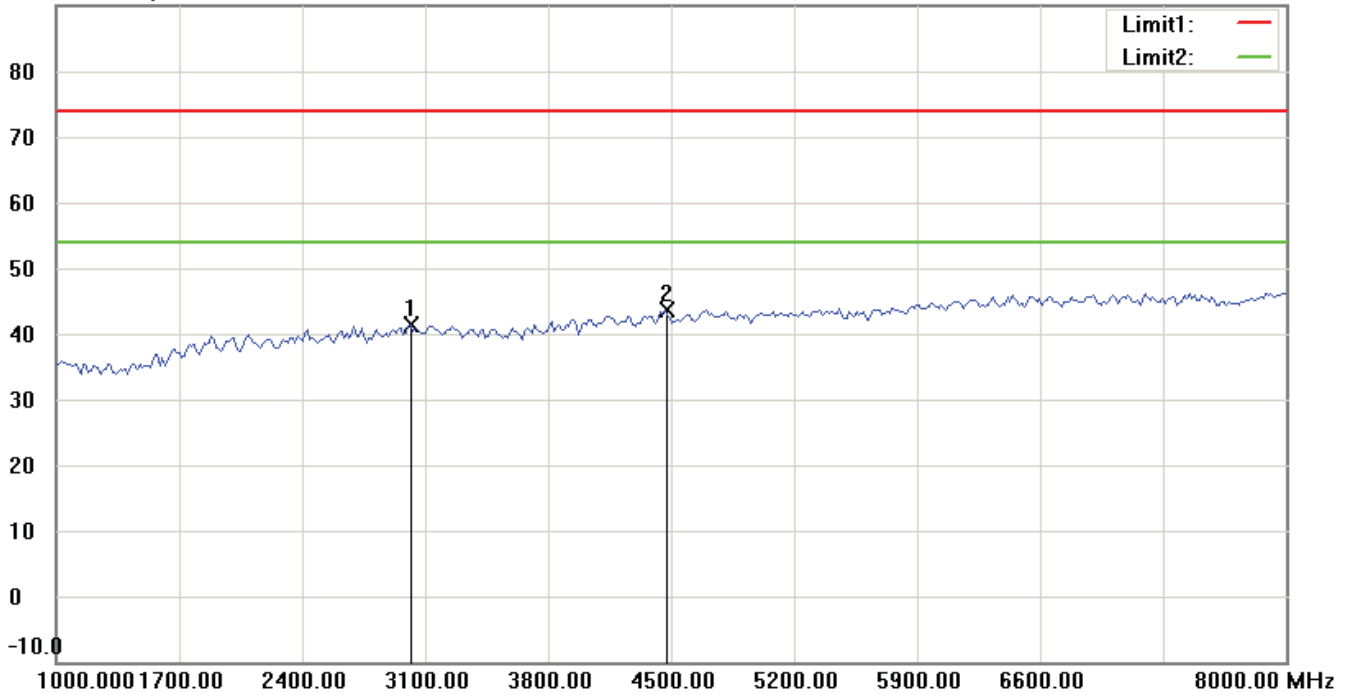


Worldwide Testing Services(Taiwan) Co., Ltd.

Report Number: W6M21212-12939-P-2224

FCC ID: GX9CTC10523G

90.0 dBuV/m



Up Line: Peak Limit Line Down Line: Ave Limit Line

Note:

1. The attached measurement plots are preliminarily pre-scanned with peak detector for determining the final checking frequencies and are for reference only.
2. The some frequencies may exceed the limit line without the specified detectors, but that cannot present the results are failed to the specification of test standard.
3. For corrected test results are listed in the relevant table of radiated test data of this test report.

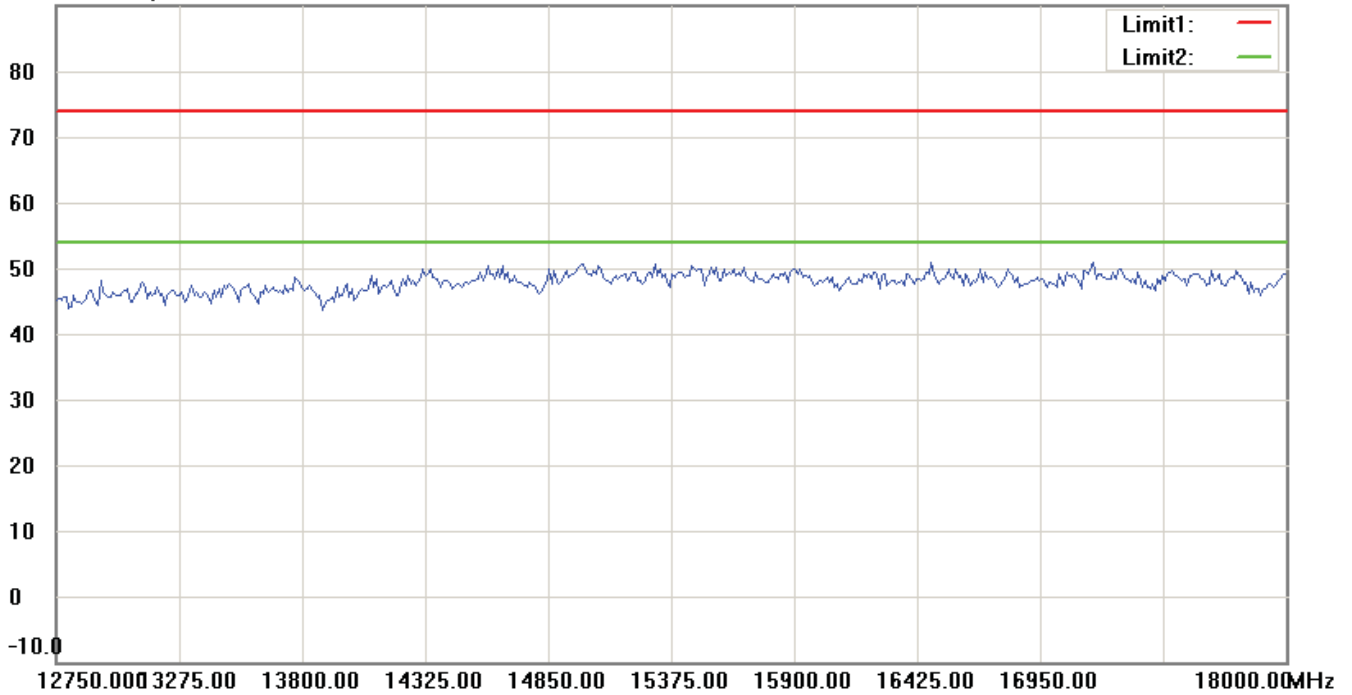


Worldwide Testing Services(Taiwan) Co., Ltd.

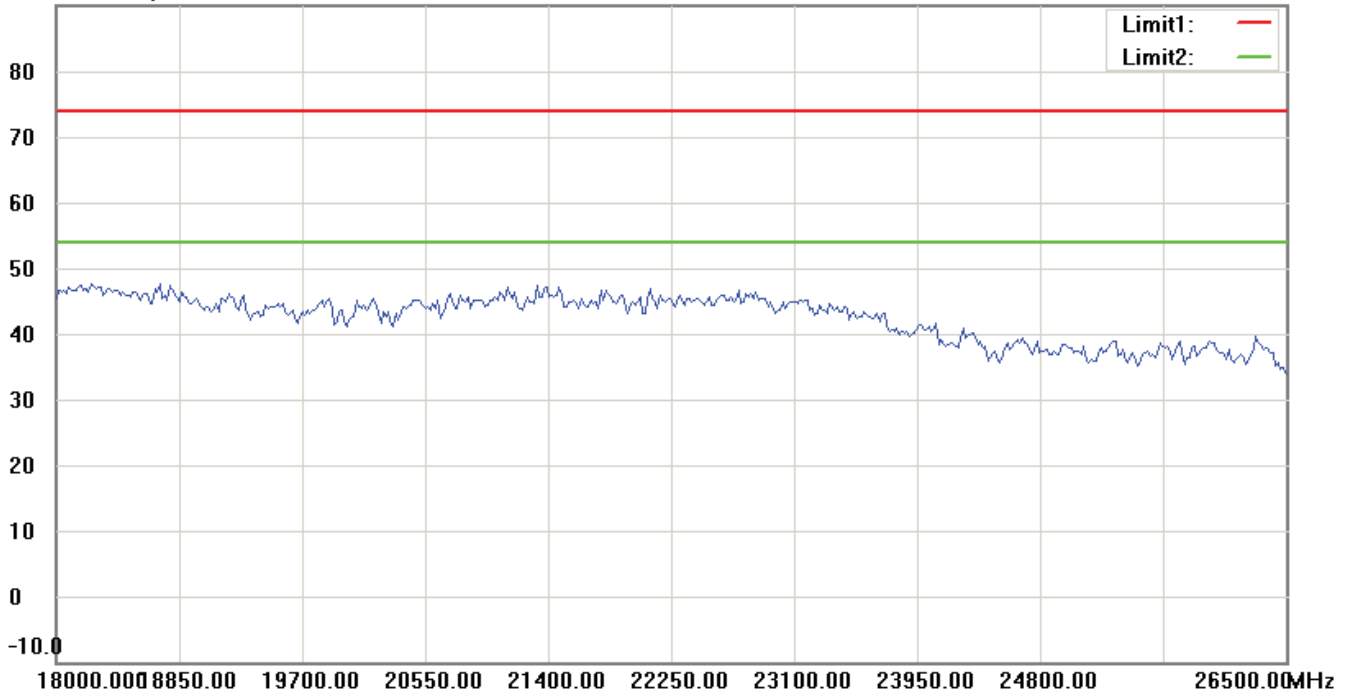
Report Number: W6M21212-12939-P-2224

FCC ID: GX9CTC10523G

90.0 dBuV/m




90.0 dBuV/m



Up Line: Peak Limit Line Down Line: Ave Limit Line

Note:

1. The attached measurement plots are preliminarily pre-scanned with peak detector for determining the final checking frequencies and are for reference only.
2. The some frequencies may exceed the limit line without the specified detectors, but that cannot present the results are failed to the specification of test standard.
3. For corrected test results are listed in the relevant table of radiated test data of this test report.



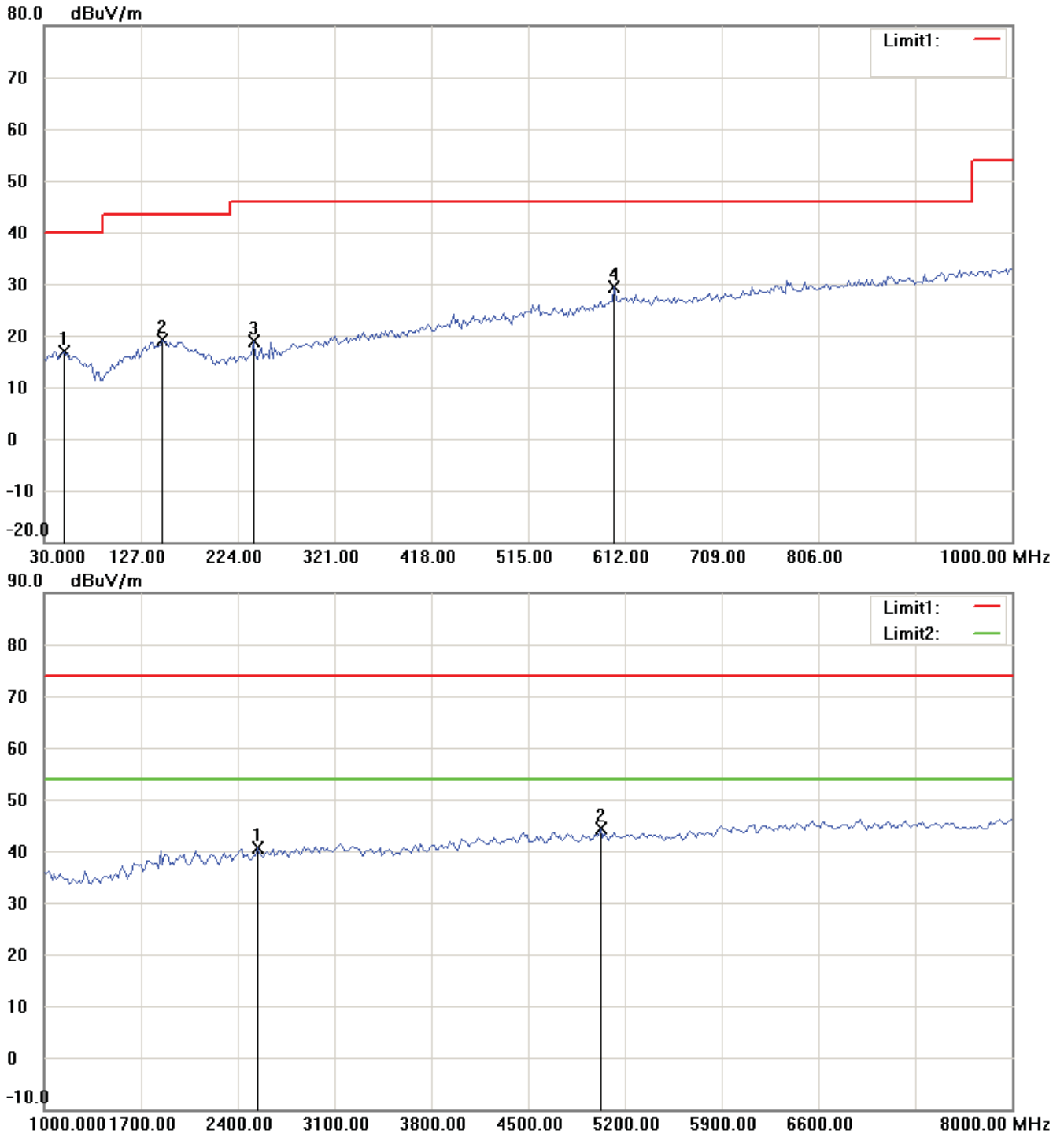
Worldwide Testing Services(Taiwan) Co., Ltd.

Report Number: W6M21212-12939-P-2224

FCC ID: GX9CTC10523G

1900 band_Idle Mode_8.1 V


Antenna Polarization H



Up Line: Peak Limit Line Down Line: Ave Limit Line

Note:

1. The attached measurement plots are preliminarily pre-scanned with peak detector for determining the final checking frequencies and are for reference only.
2. The some frequencies may exceed the limit line without the specified detectors, but that cannot present the results are failed to the specification of test standard.
3. For corrected test results are listed in the relevant table of radiated test data of this test report.

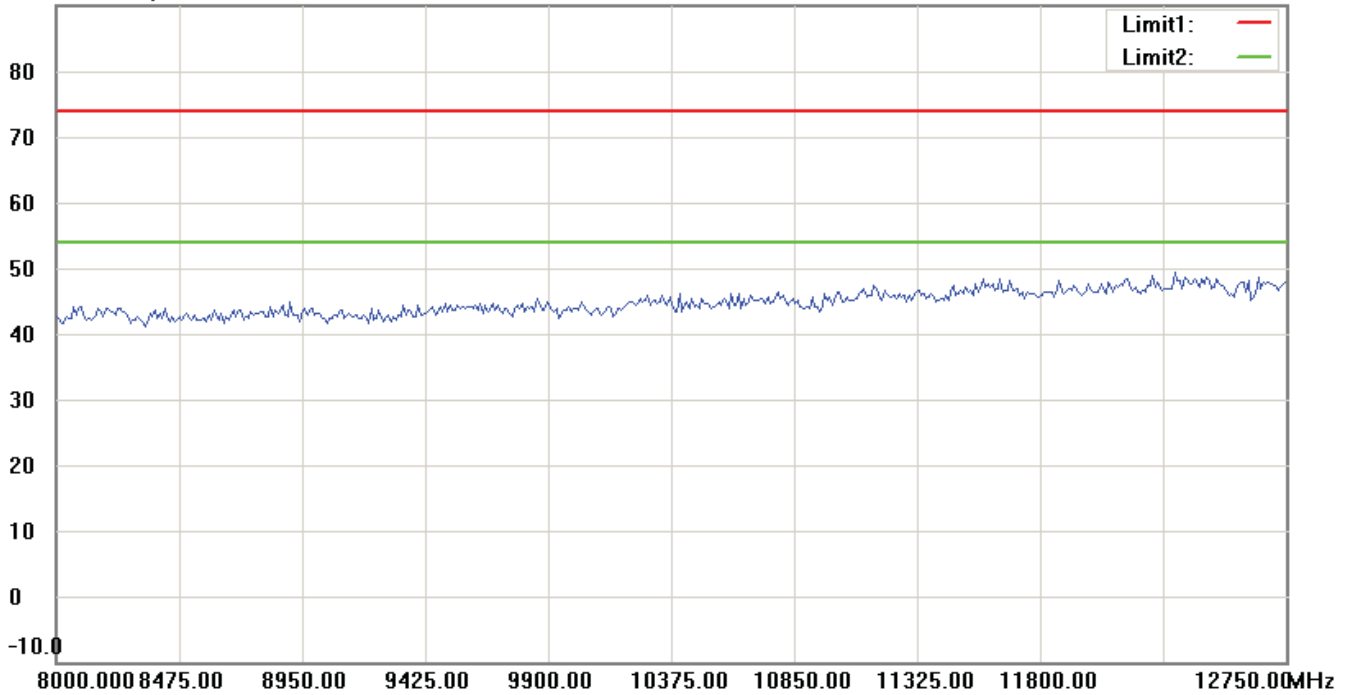


Worldwide Testing Services(Taiwan) Co., Ltd.

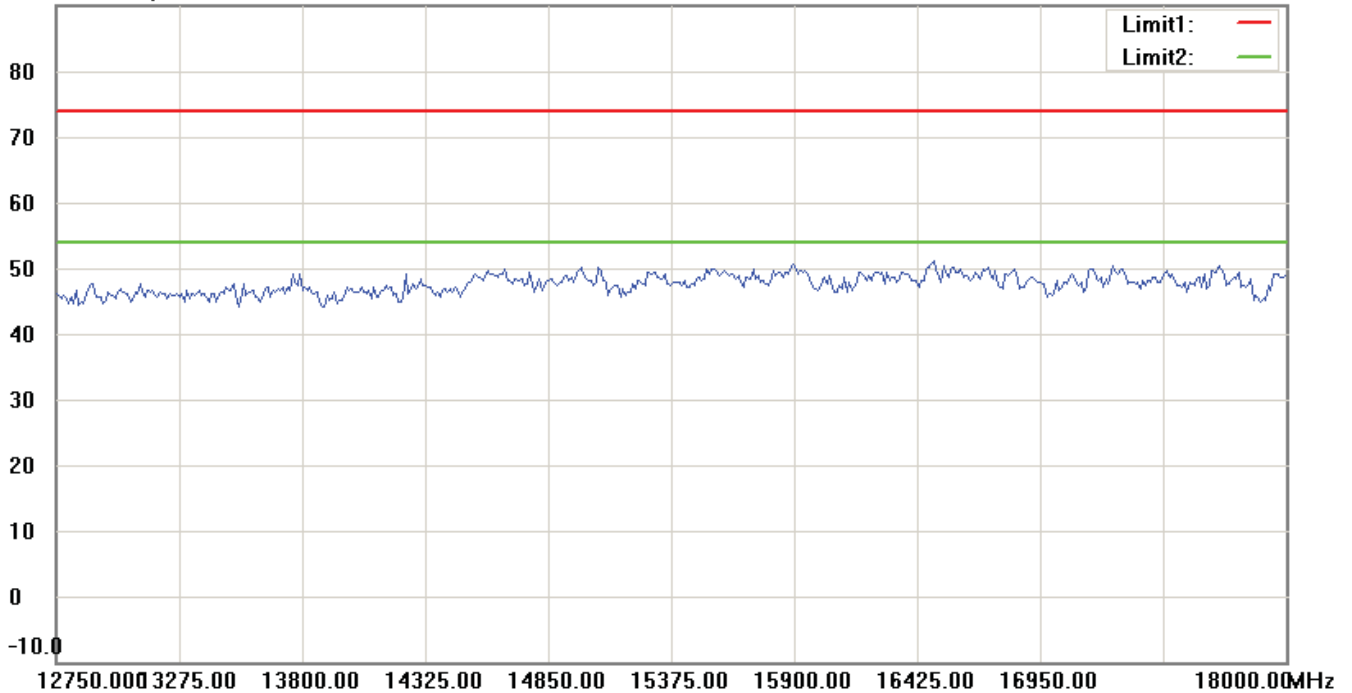
Report Number: W6M21212-12939-P-2224

FCC ID: GX9CTC10523G

90.0 dBuV/m



90.0 dBuV/m



Up Line: Peak Limit Line Down Line: Ave Limit Line

Note:

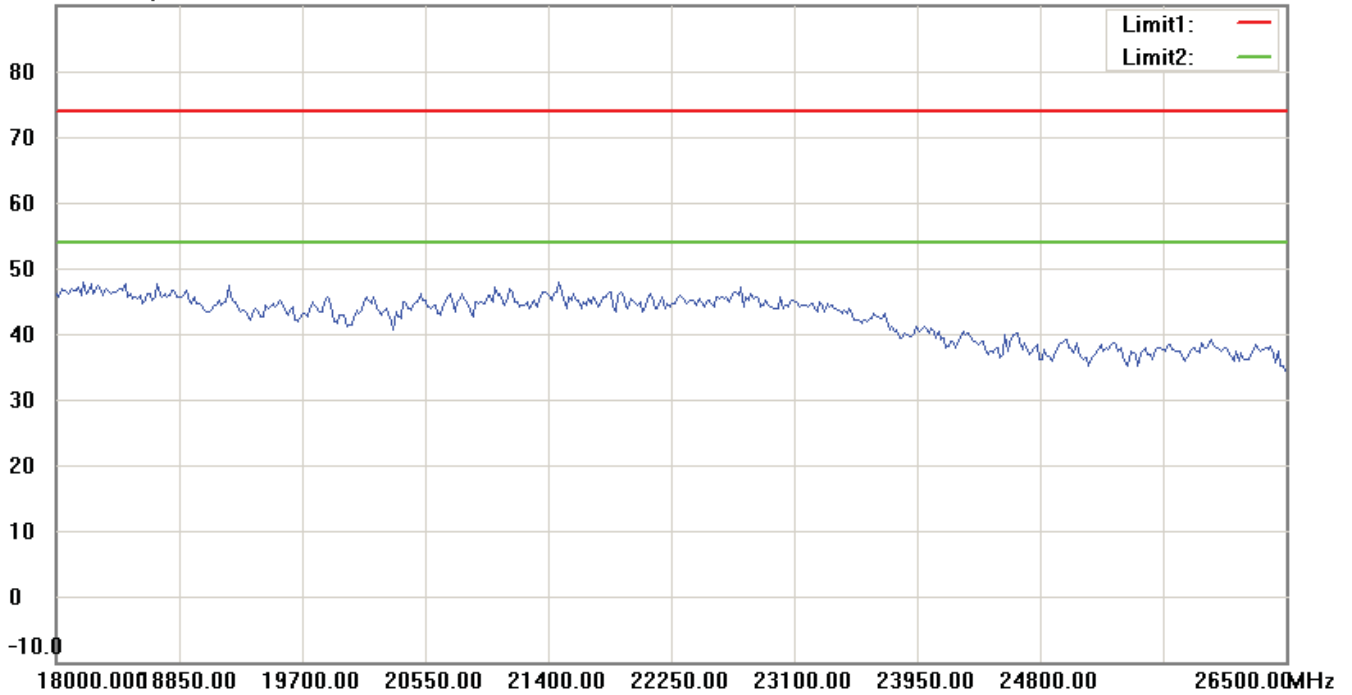
1. The attached measurement plots are preliminarily pre-scanned with peak detector for determining the final checking frequencies and are for reference only.
2. The some frequencies may exceed the limit line without the specified detectors, but that cannot present the results are failed to the specification of test standard.
3. For corrected test results are listed in the relevant table of radiated test data of this test report.



Report Number: W6M21212-12939-P-2224

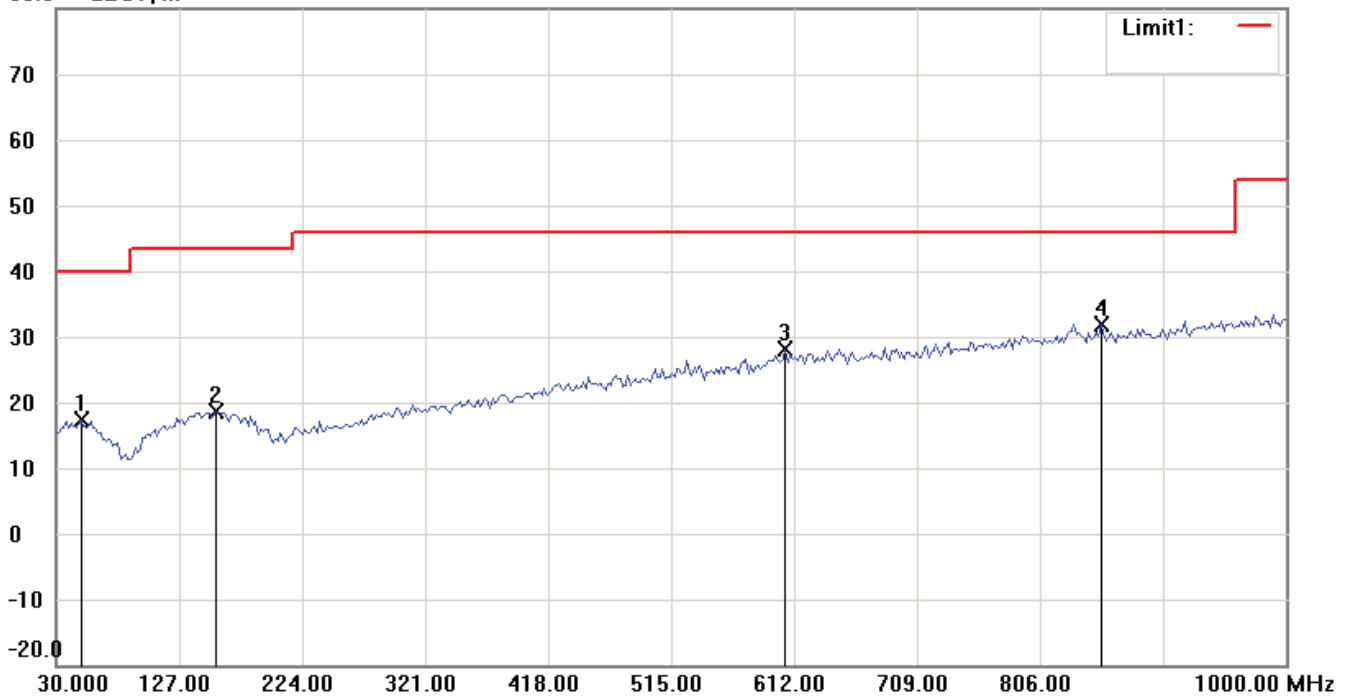
FCC ID: GX9CTC10523G

90.0 dBuV/m



Antenna Polarization V


80.0 dBuV/m



Up Line: Peak Limit Line Down Line: Ave Limit Line

Note:

1. The attached measurement plots are preliminarily pre-scanned with peak detector for determining the final checking frequencies and are for reference only.
2. The some frequencies may exceed the limit line without the specified detectors, but that cannot present the results are failed to the specification of test standard.
3. For corrected test results are listed in the relevant table of radiated test data of this test report.

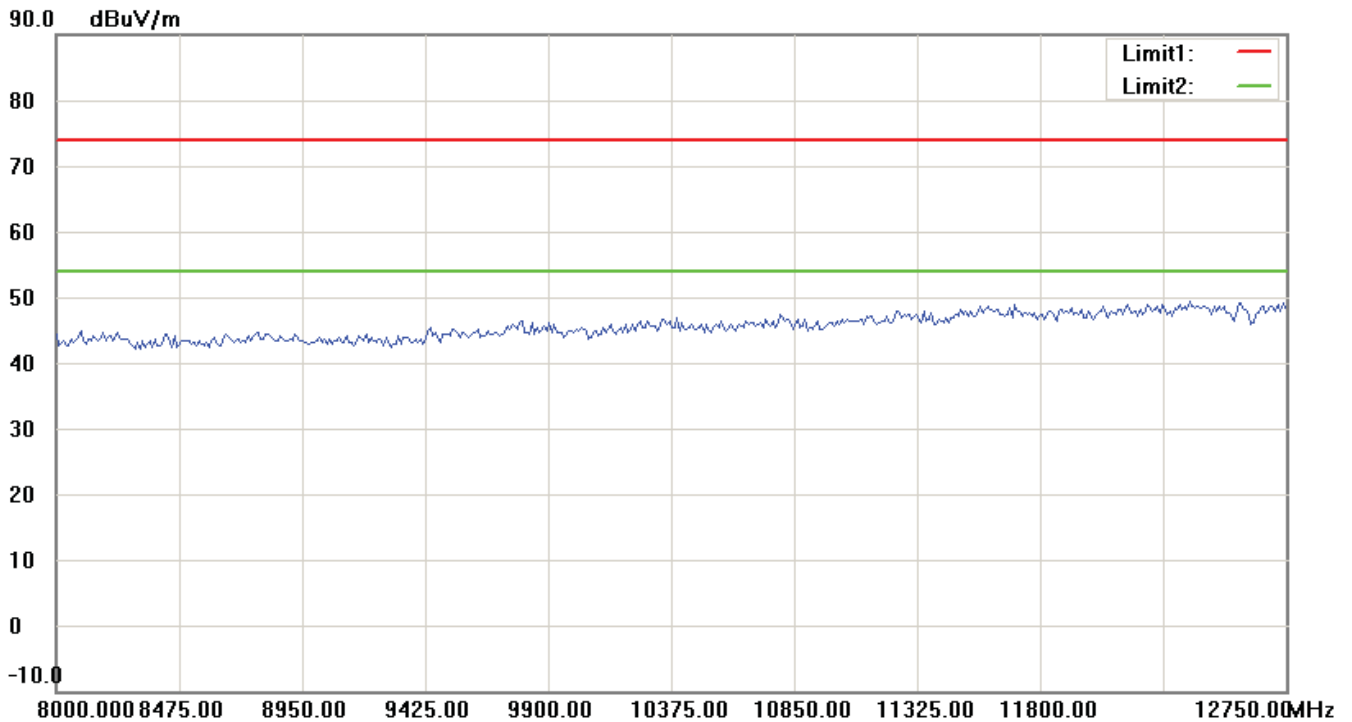
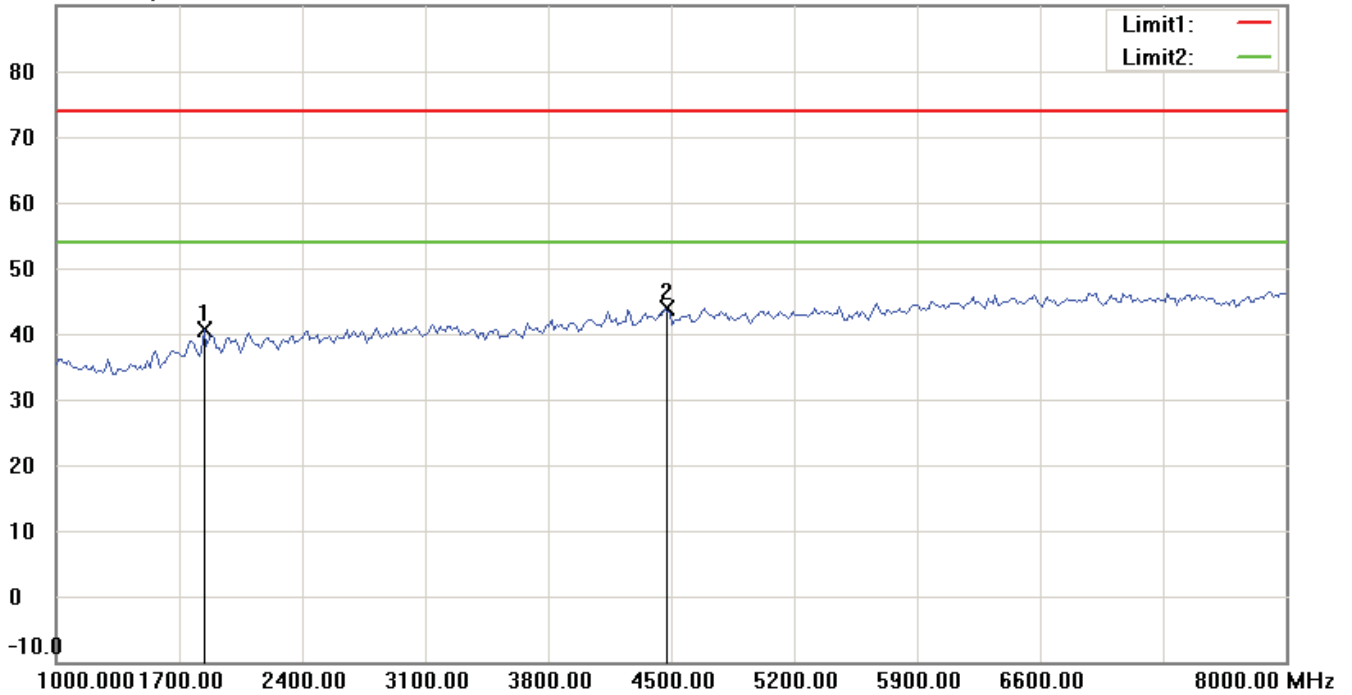


Worldwide Testing Services(Taiwan) Co., Ltd.

Report Number: W6M21212-12939-P-2224

FCC ID: GX9CTC10523G


90.0 dBuV/m



Up Line: Peak Limit Line Down Line: Ave Limit Line

Note:

1. The attached measurement plots are preliminarily pre-scanned with peak detector for determining the final checking frequencies and are for reference only.
2. The some frequencies may exceed the limit line without the specified detectors, but that cannot present the results are failed to the specification of test standard.
3. For corrected test results are listed in the relevant table of radiated test data of this test report.

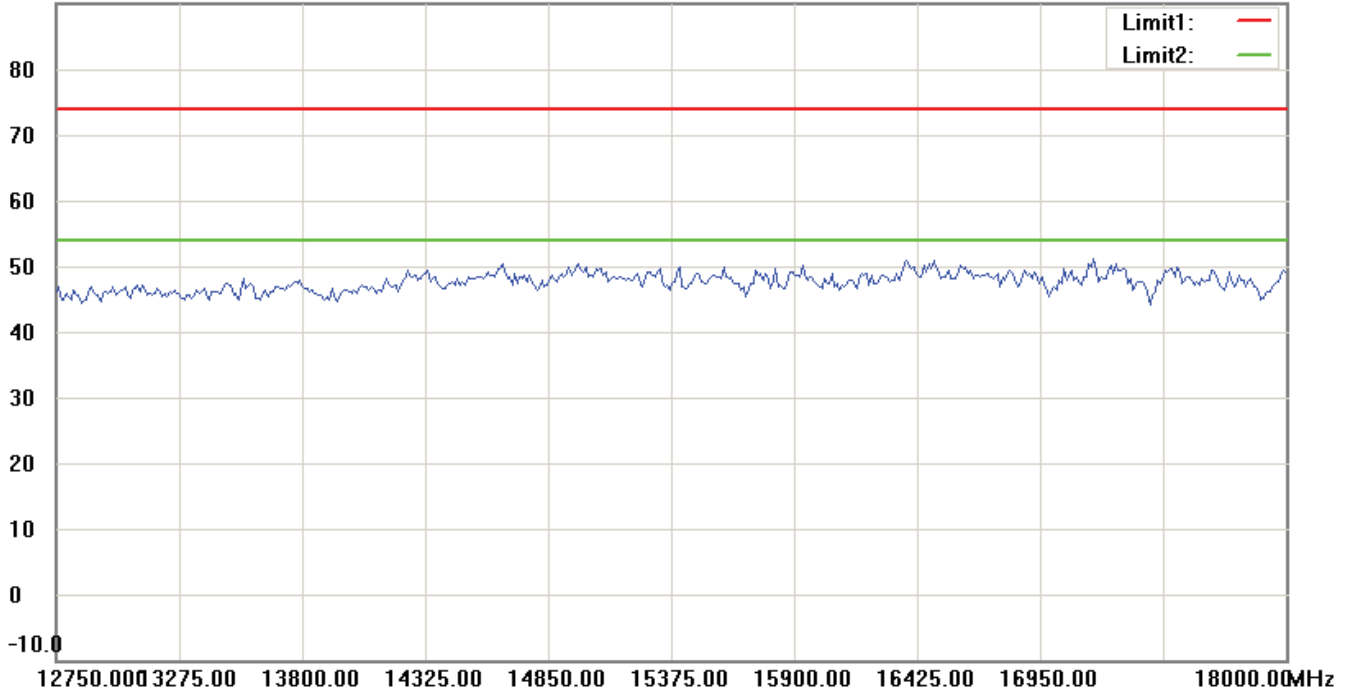


Worldwide Testing Services(Taiwan) Co., Ltd.

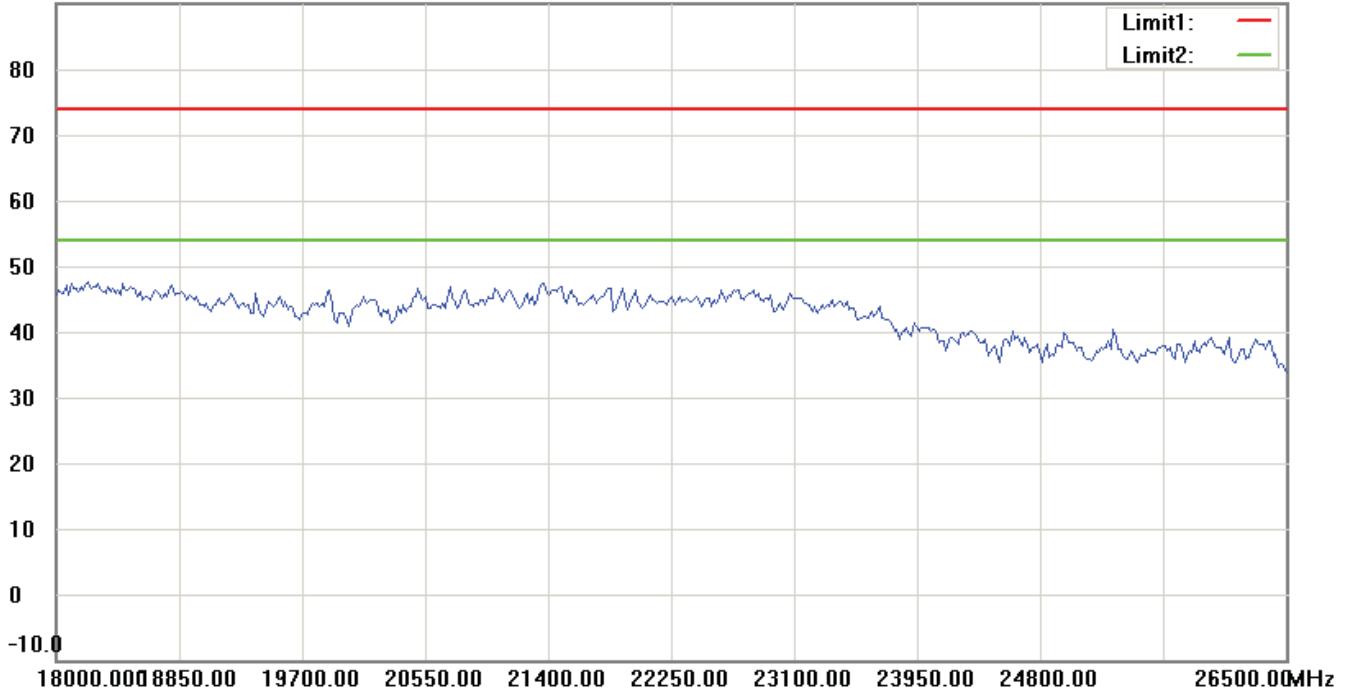
Report Number: W6M21212-12939-P-2224

FCC ID: GX9CTC10523G

90.0 dBuV/m




90.0 dBuV/m



Up Line: Peak Limit Line Down Line: Ave Limit Line

Note:

1. The attached measurement plots are preliminarily pre-scanned with peak detector for determining the final checking frequencies and are for reference only.
2. The some frequencies may exceed the limit line without the specified detectors, but that cannot present the results are failed to the specification of test standard.
3. For corrected test results are listed in the relevant table of radiated test data of this test report.



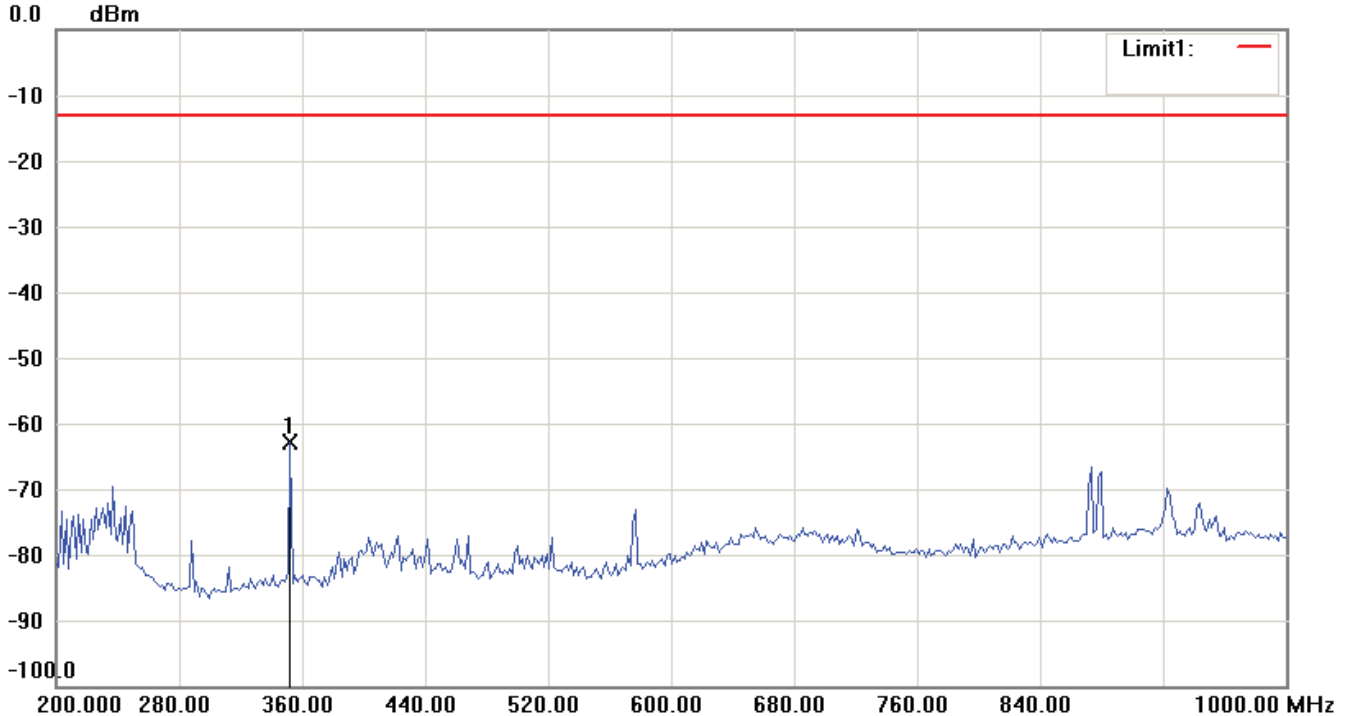
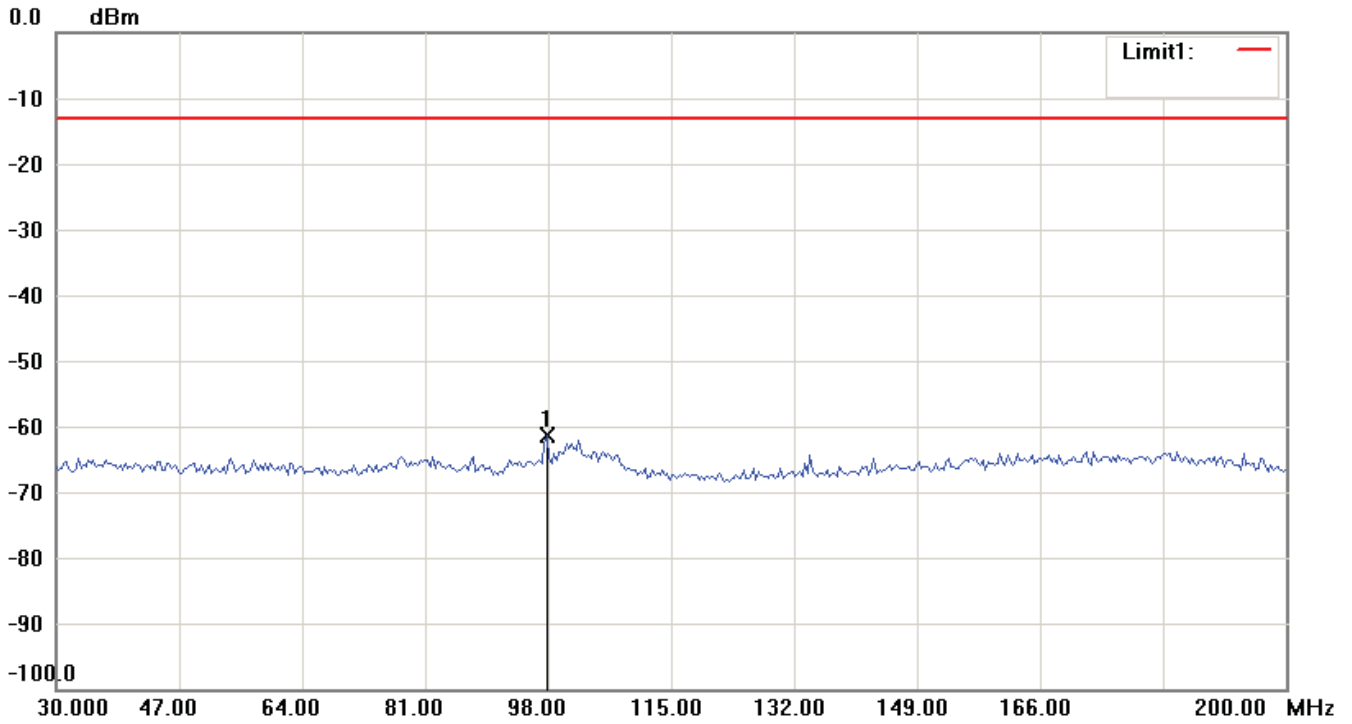
Worldwide Testing Services(Taiwan) Co., Ltd.

Report Number: W6M21212-12939-P-2224

FCC ID: GX9CTC10523G


Band II_CH 9262_9 V

Antenna Polarization H



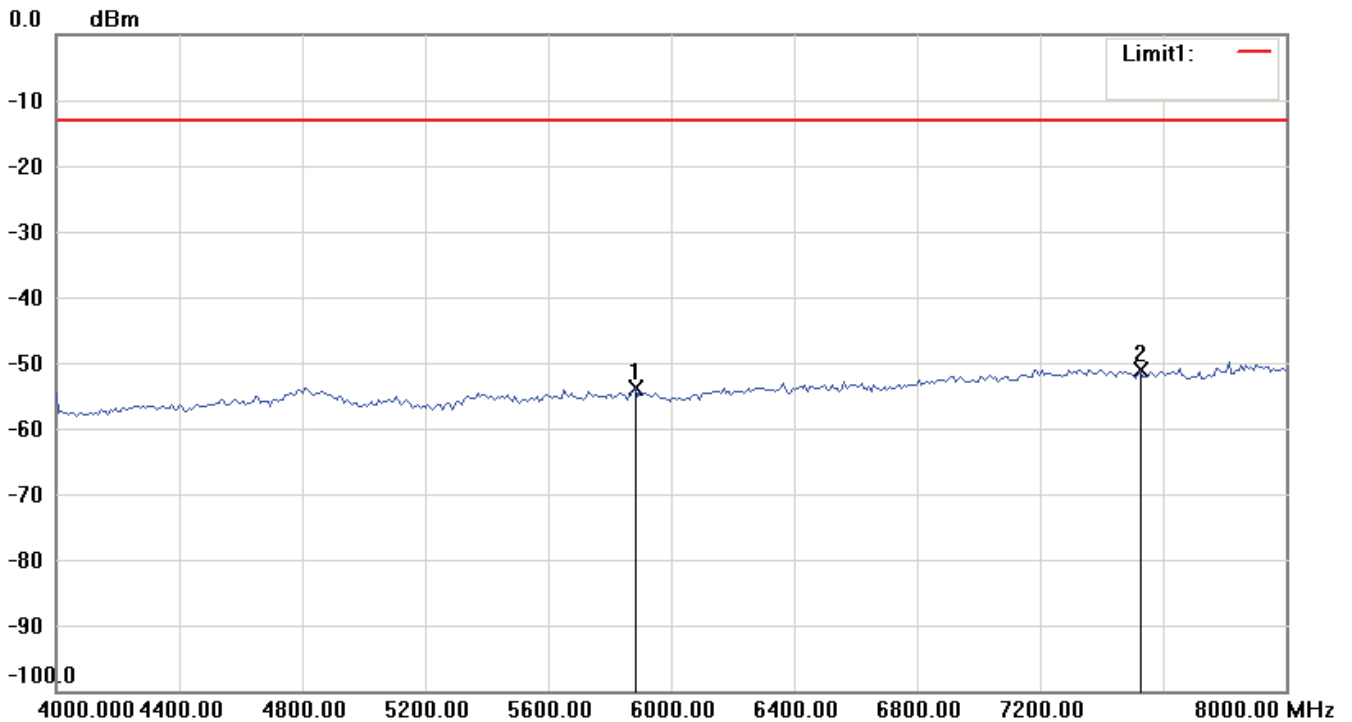
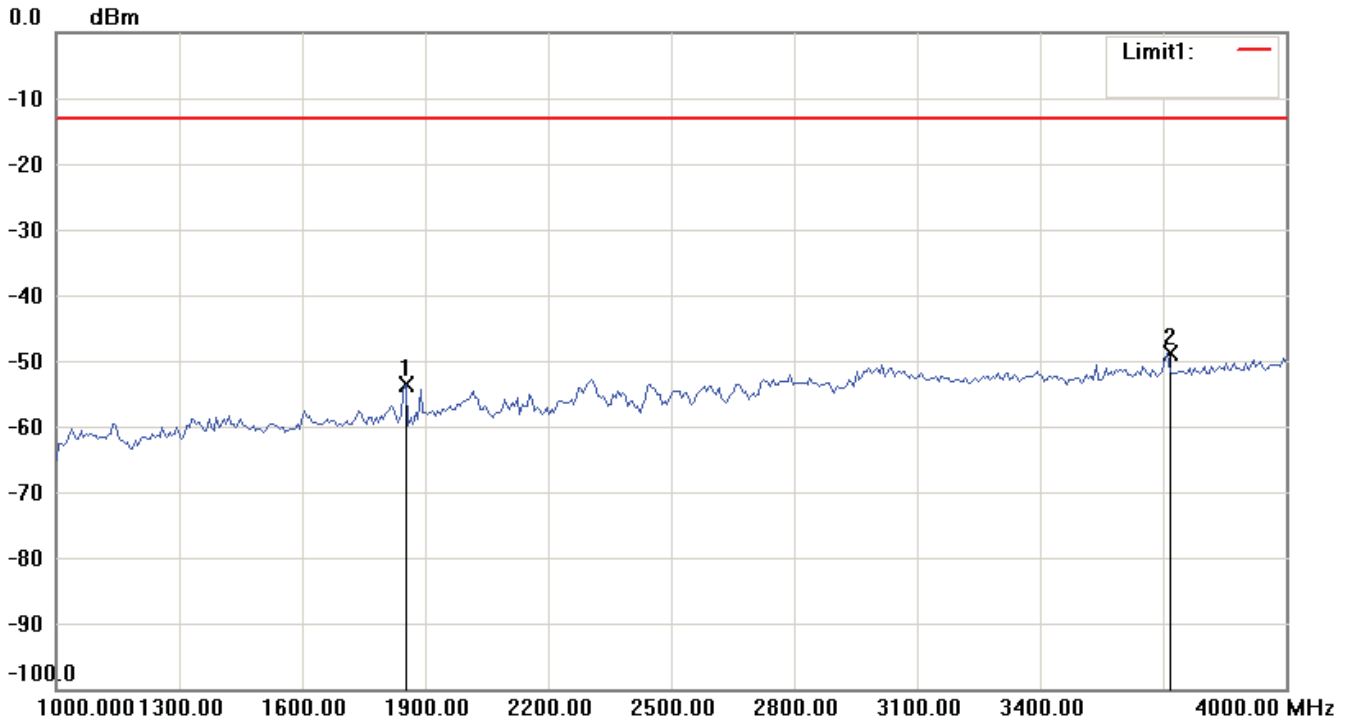
Note:

1. The attached measurement plots are preliminarily pre-scanned with peak detector for determining the final checking frequencies and are for reference only.
2. The some frequencies may exceed the limit line without the specified detectors, but that cannot present the results are failed to the specification of test standard.
3. For corrected test results are listed in the relevant table of radiated test data of this test report.



Report Number: W6M21212-12939-P-2224

FCC ID: GX9CTC10523G



Note:

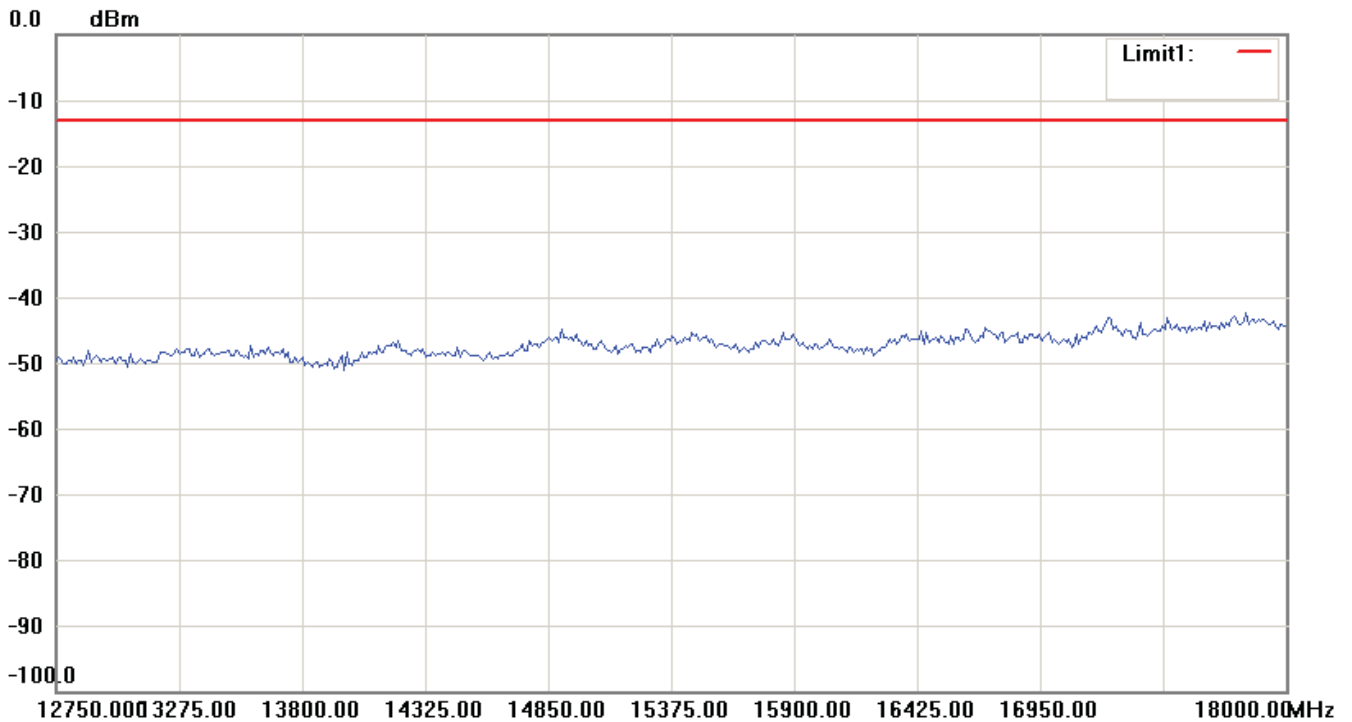
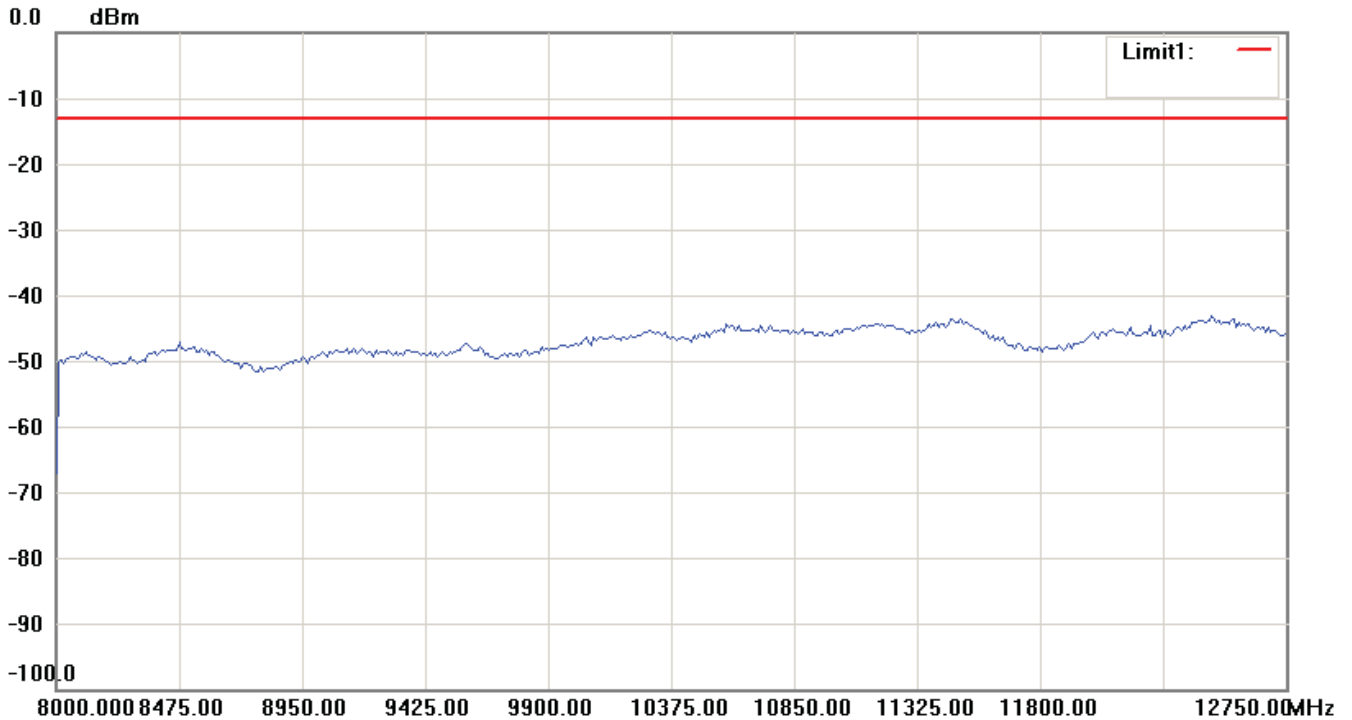
1. The attached measurement plots are preliminarily pre-scanned with peak detector for determining the final checking frequencies and are for reference only.
2. The some frequencies may exceed the limit line without the specified detectors, but that cannot present the results are failed to the specification of test standard.
3. For corrected test results are listed in the relevant table of radiated test data of this test report.



Worldwide Testing Services(Taiwan) Co., Ltd.


Report Number: W6M21212-12939-P-2224

FCC ID: GX9CTC10523G



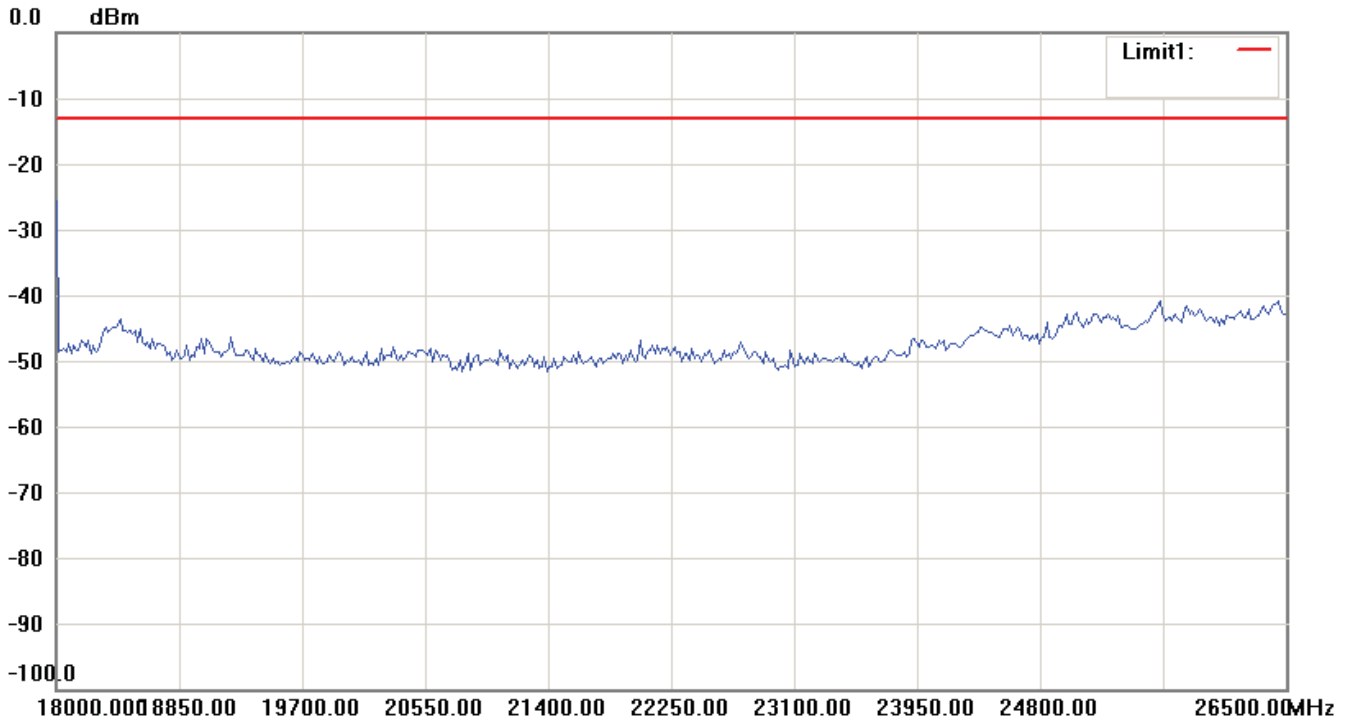
Note:

1. The attached measurement plots are preliminarily pre-scanned with peak detector for determining the final checking frequencies and are for reference only.
2. The some frequencies may exceed the limit line without the specified detectors, but that cannot present the results are failed to the specification of test standard.
3. For corrected test results are listed in the relevant table of radiated test data of this test report.

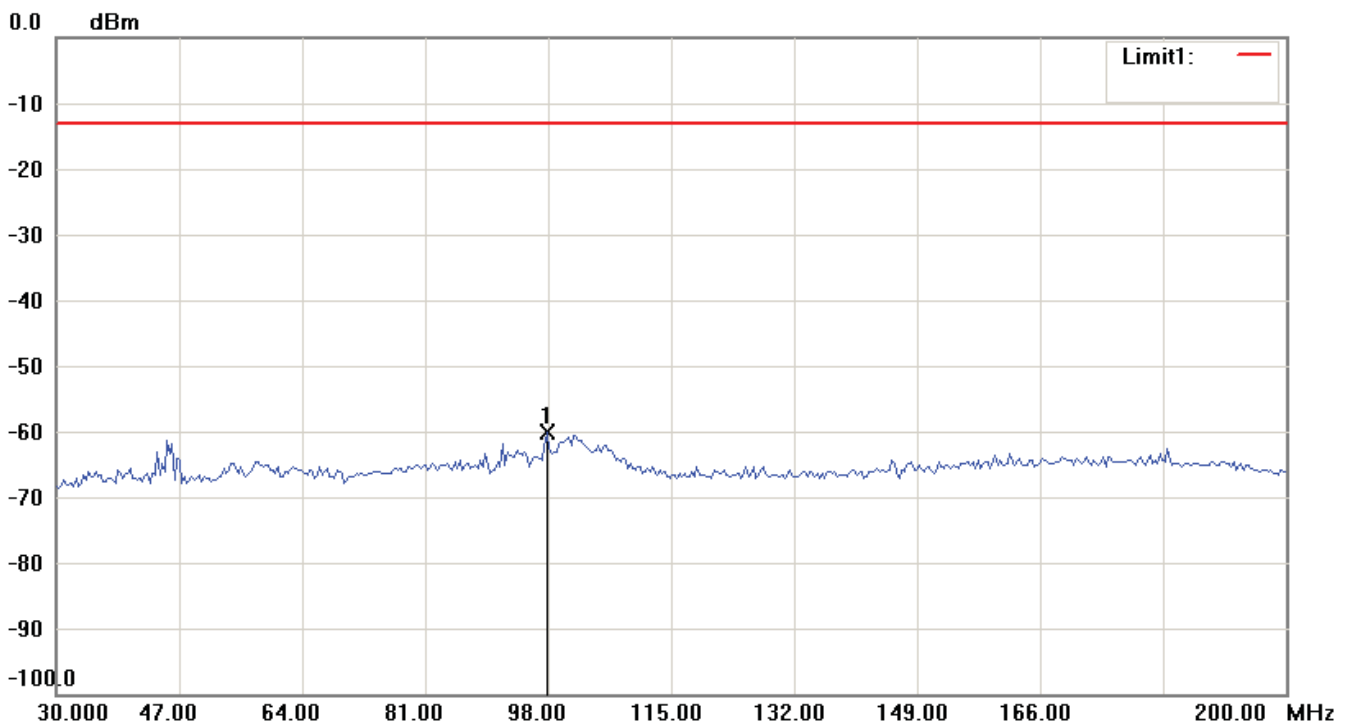


Report Number: W6M21212-12939-P-2224

FCC ID: GX9CTC10523G



Antenna Polarization V



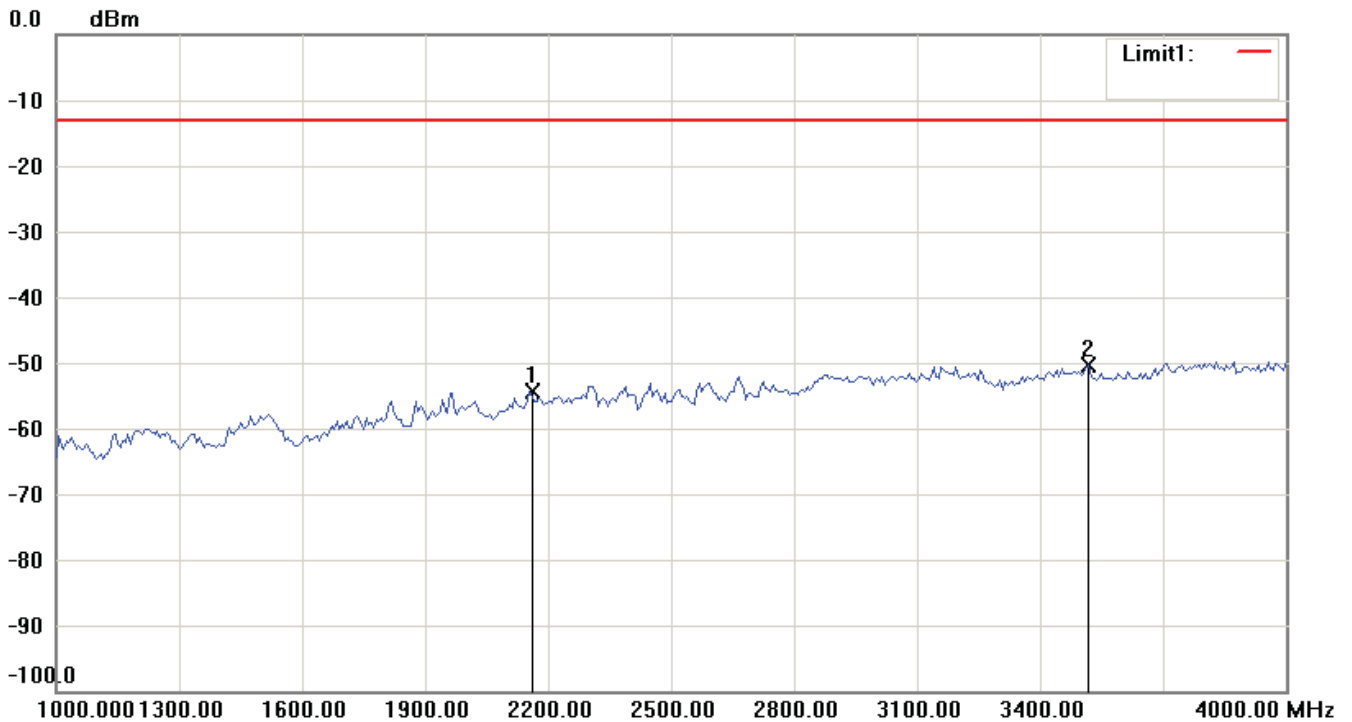
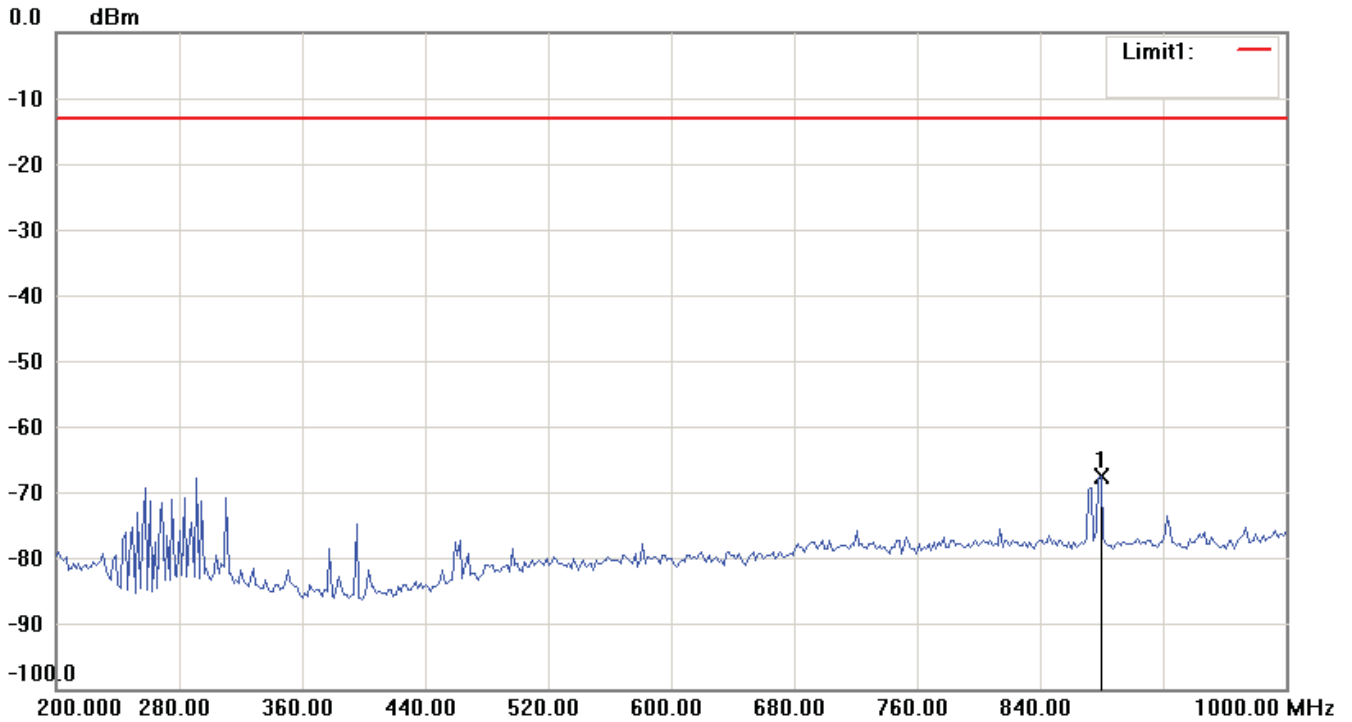
Note:

1. The attached measurement plots are preliminarily pre-scanned with peak detector for determining the final checking frequencies and are for reference only.
2. The some frequencies may exceed the limit line without the specified detectors, but that cannot present the results are failed to the specification of test standard.
3. For corrected test results are listed in the relevant table of radiated test data of this test report.




Report Number: W6M21212-12939-P-2224

FCC ID: GX9CTC10523G



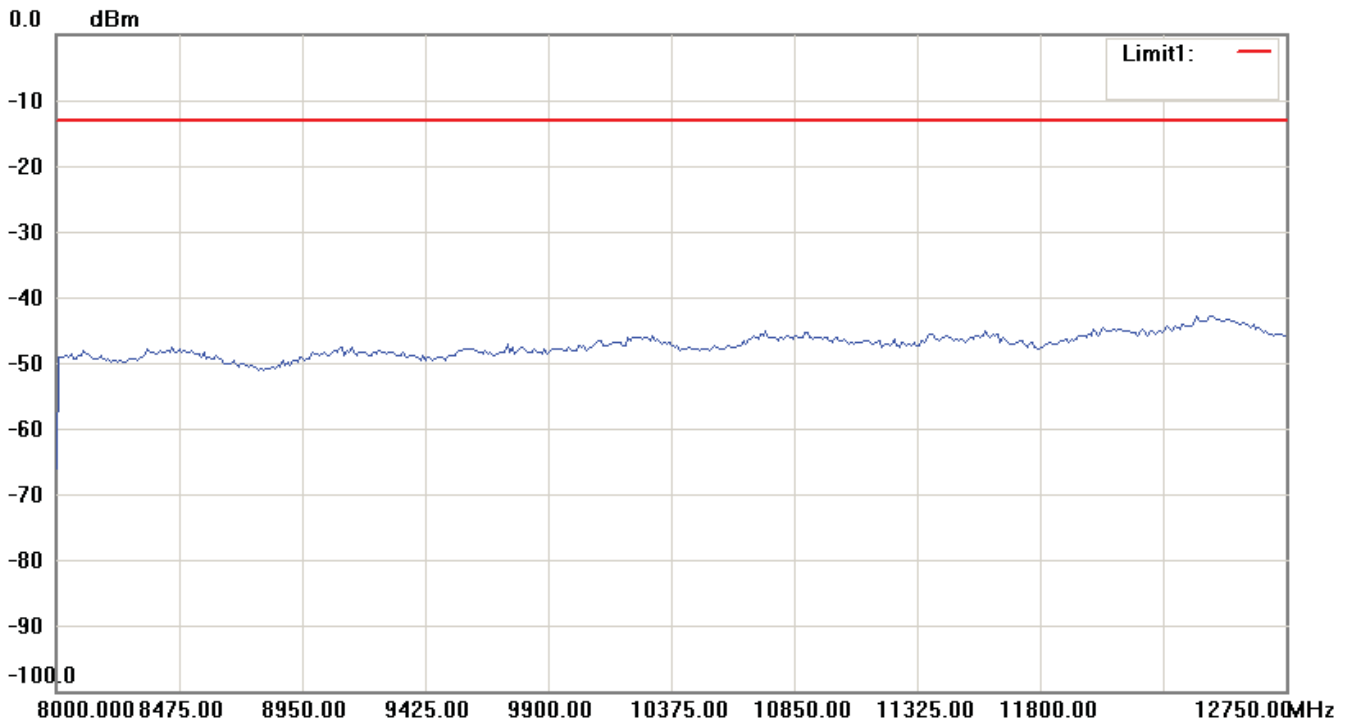
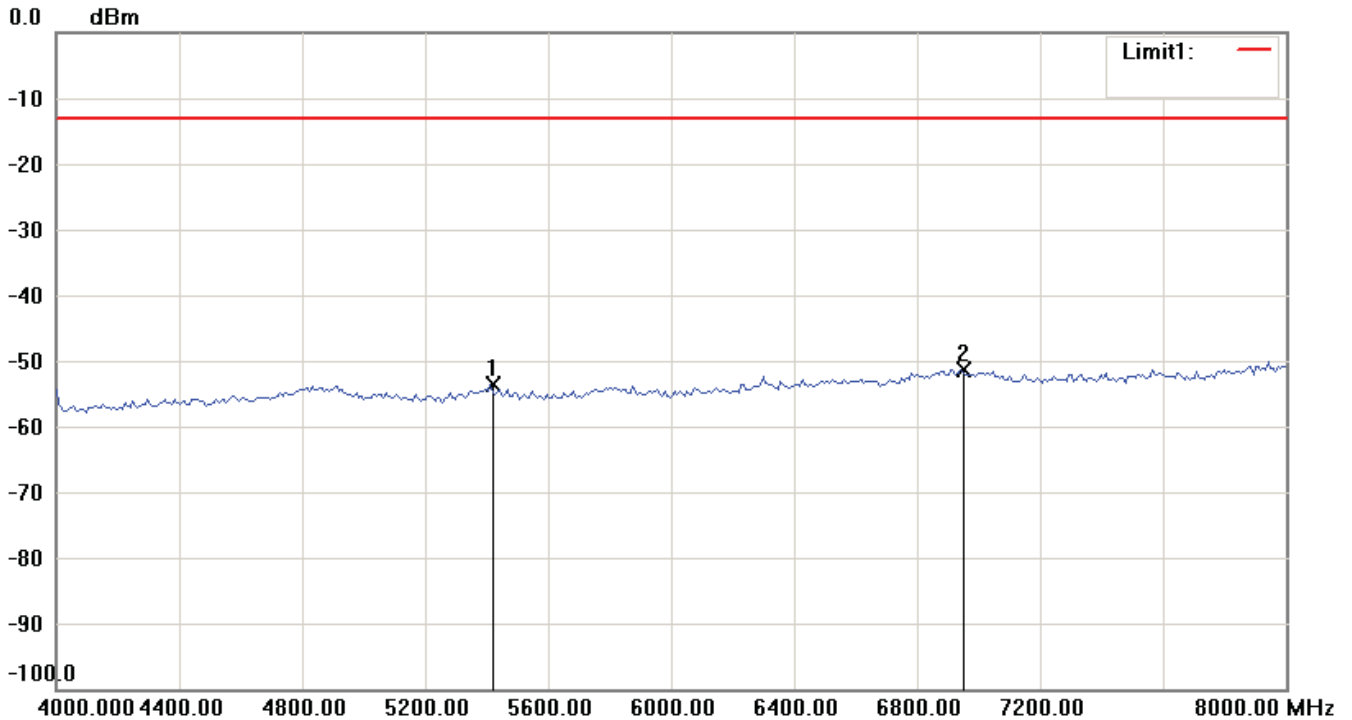
Note:

1. The attached measurement plots are preliminarily pre-scanned with peak detector for determining the final checking frequencies and are for reference only.
2. The some frequencies may exceed the limit line without the specified detectors, but that cannot present the results are failed to the specification of test standard.
3. For corrected test results are listed in the relevant table of radiated test data of this test report.




Report Number: W6M21212-12939-P-2224

FCC ID: GX9CTC10523G



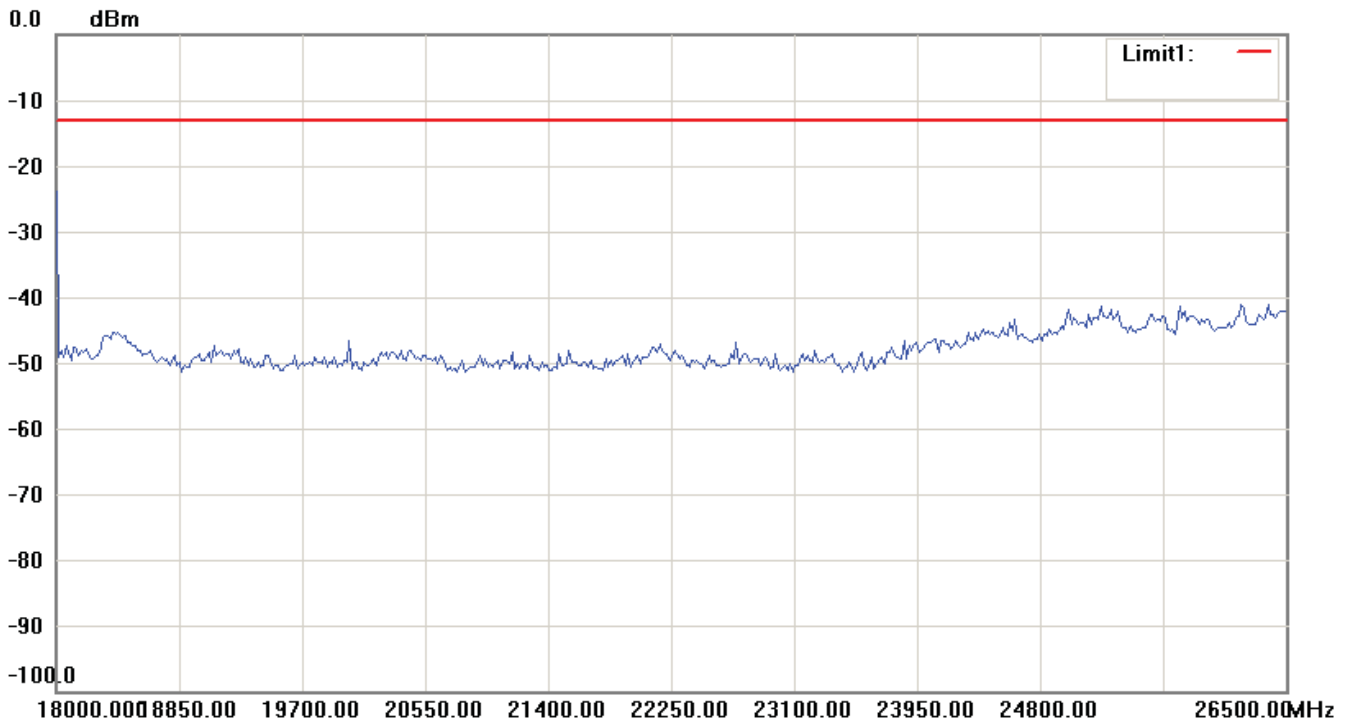
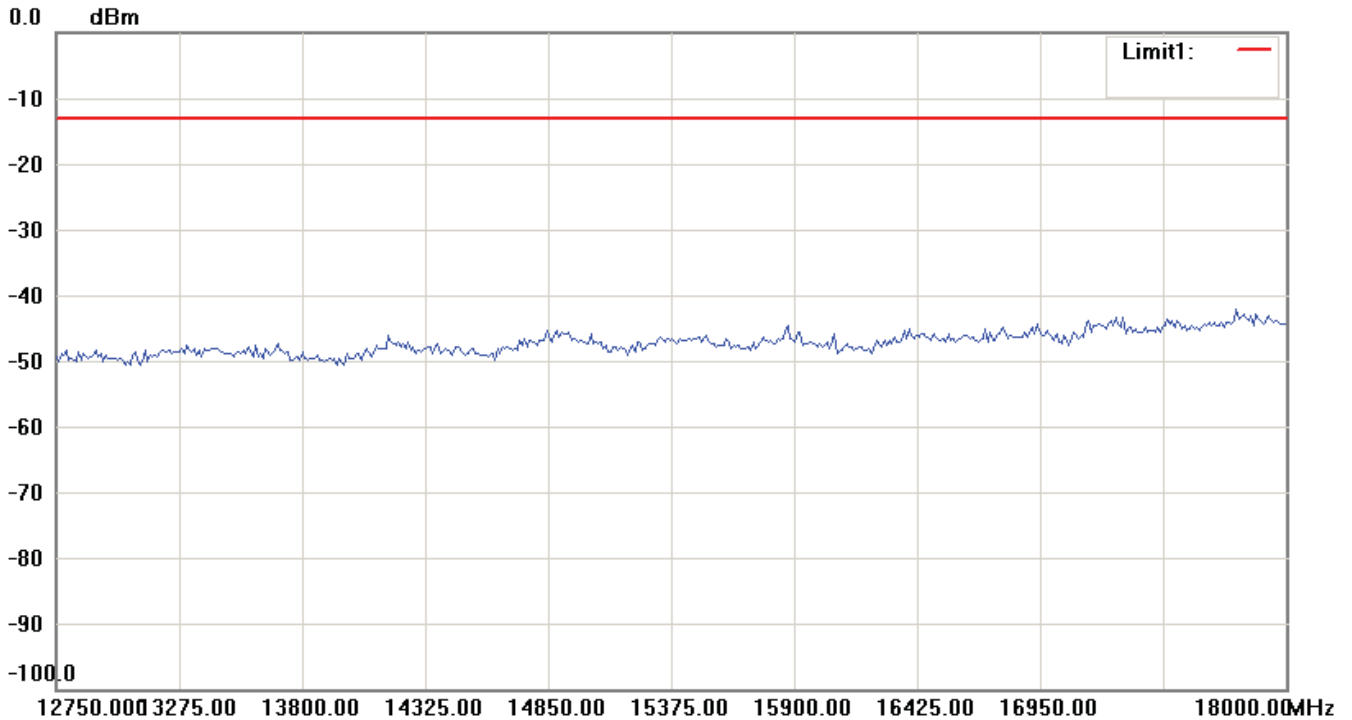
Note:

1. The attached measurement plots are preliminarily pre-scanned with peak detector for determining the final checking frequencies and are for reference only.
2. The some frequencies may exceed the limit line without the specified detectors, but that cannot present the results are failed to the specification of test standard.
3. For corrected test results are listed in the relevant table of radiated test data of this test report.




Report Number: W6M21212-12939-P-2224

FCC ID: GX9CTC10523G



Note:

1. The attached measurement plots are preliminarily pre-scanned with peak detector for determining the final checking frequencies and are for reference only.
2. The some frequencies may exceed the limit line without the specified detectors, but that cannot present the results are failed to the specification of test standard.
3. For corrected test results are listed in the relevant table of radiated test data of this test report.

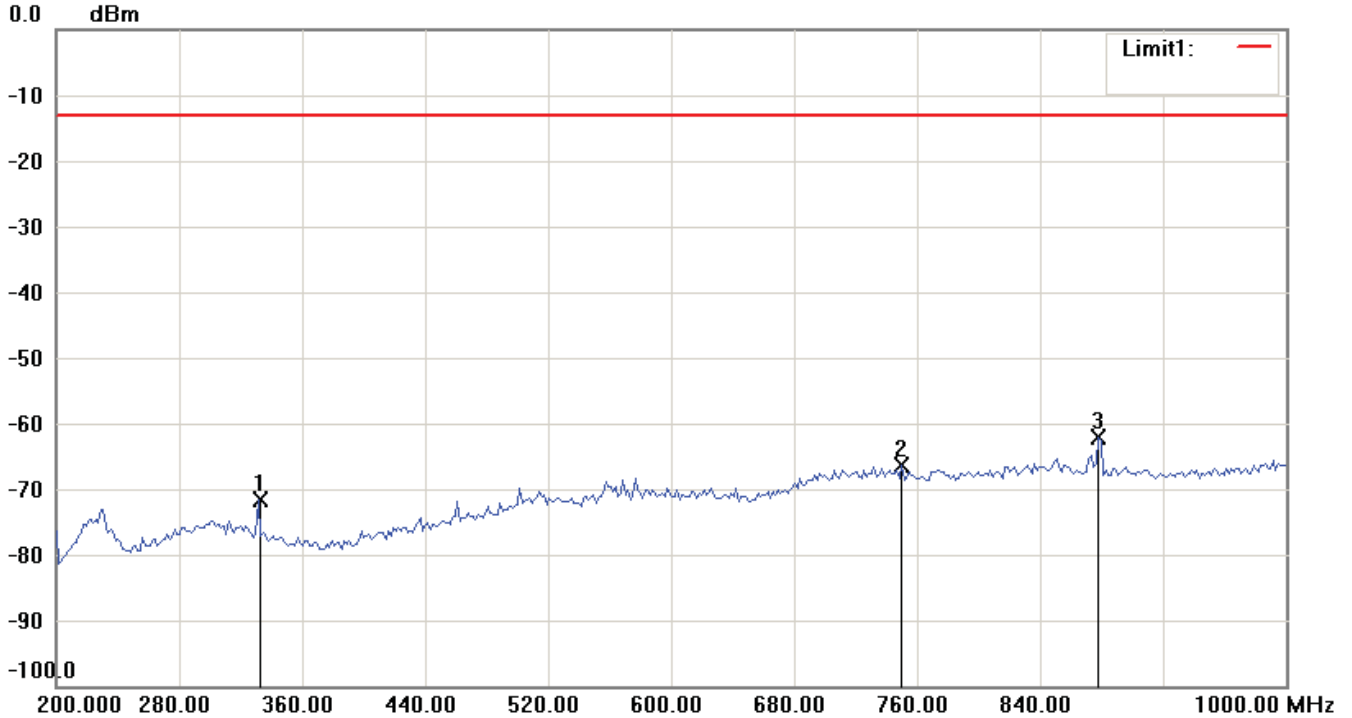


Report Number: W6M21212-12939-P-2224

FCC ID: GX9CTC10523G


Band II_CH 9262_8.1 V

Antenna Polarization H



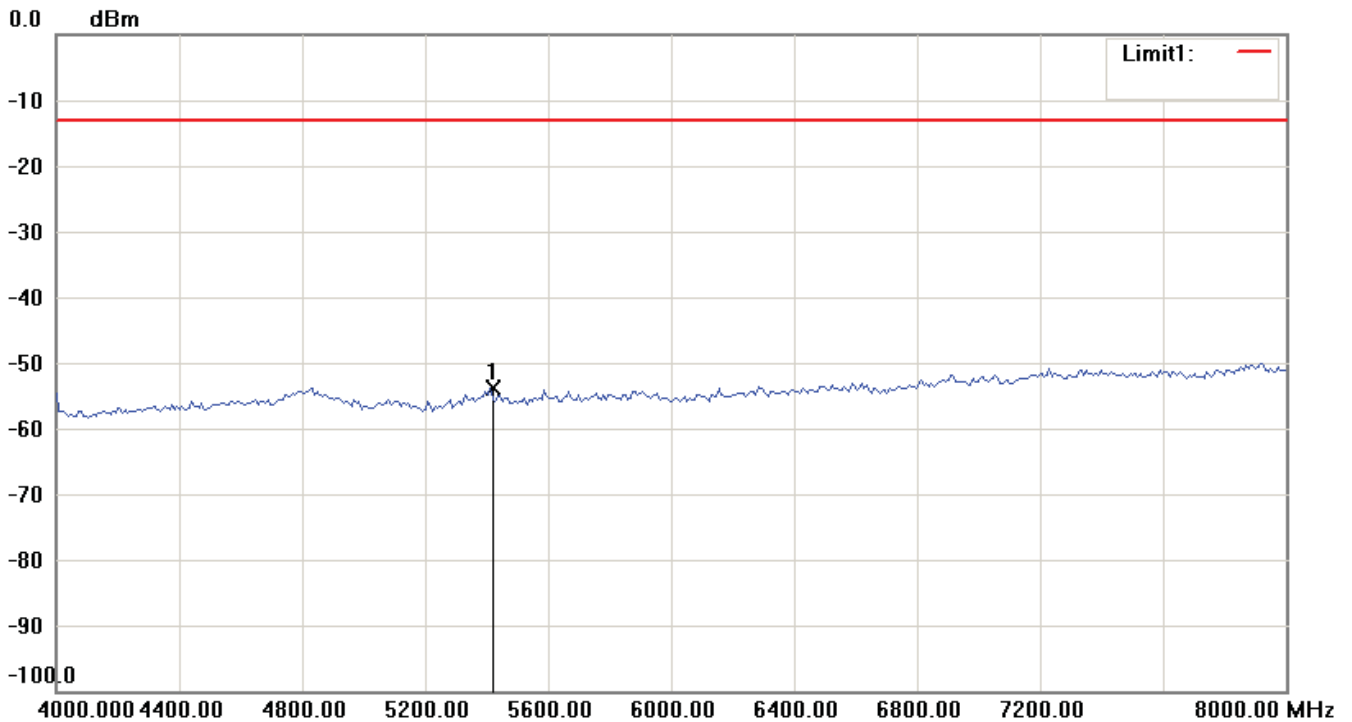
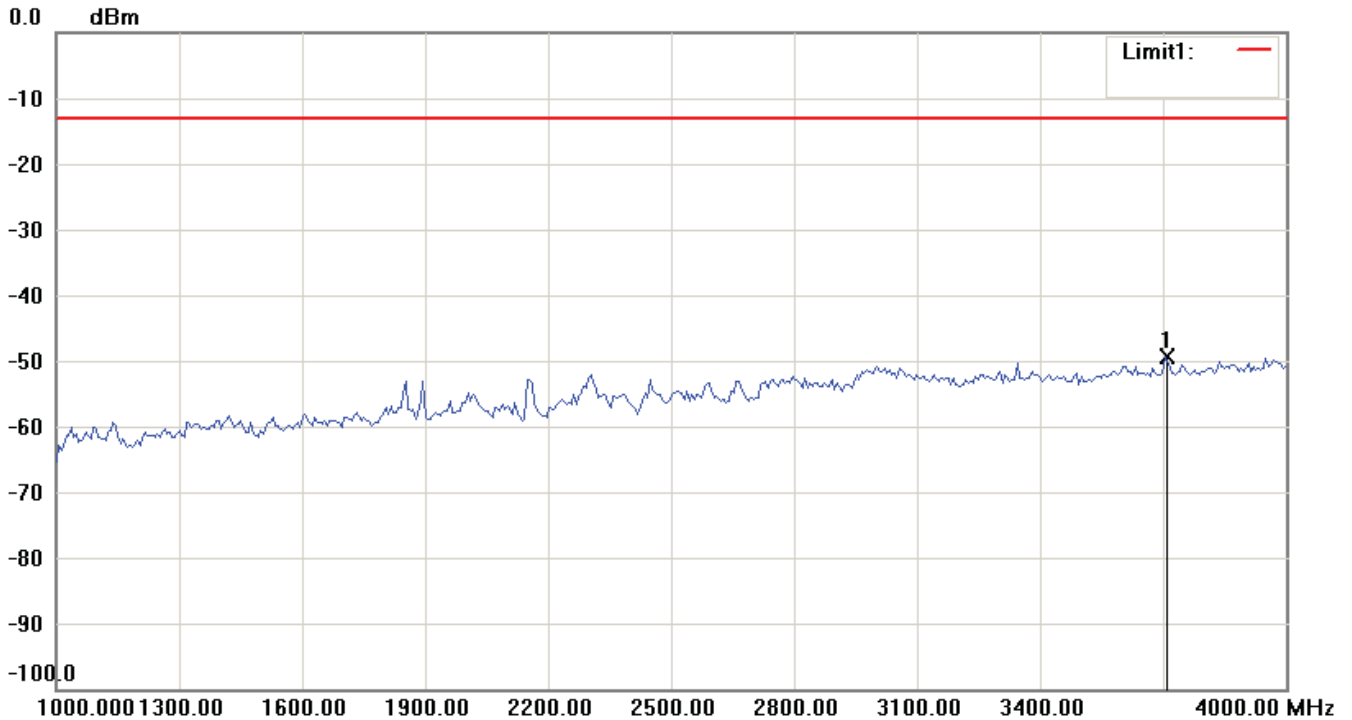
Note:

1. The attached measurement plots are preliminarily pre-scanned with peak detector for determining the final checking frequencies and are for reference only.
2. The some frequencies may exceed the limit line without the specified detectors, but that cannot present the results are failed to the specification of test standard.
3. For corrected test results are listed in the relevant table of radiated test data of this test report.




Report Number: W6M21212-12939-P-2224

FCC ID: GX9CTC10523G



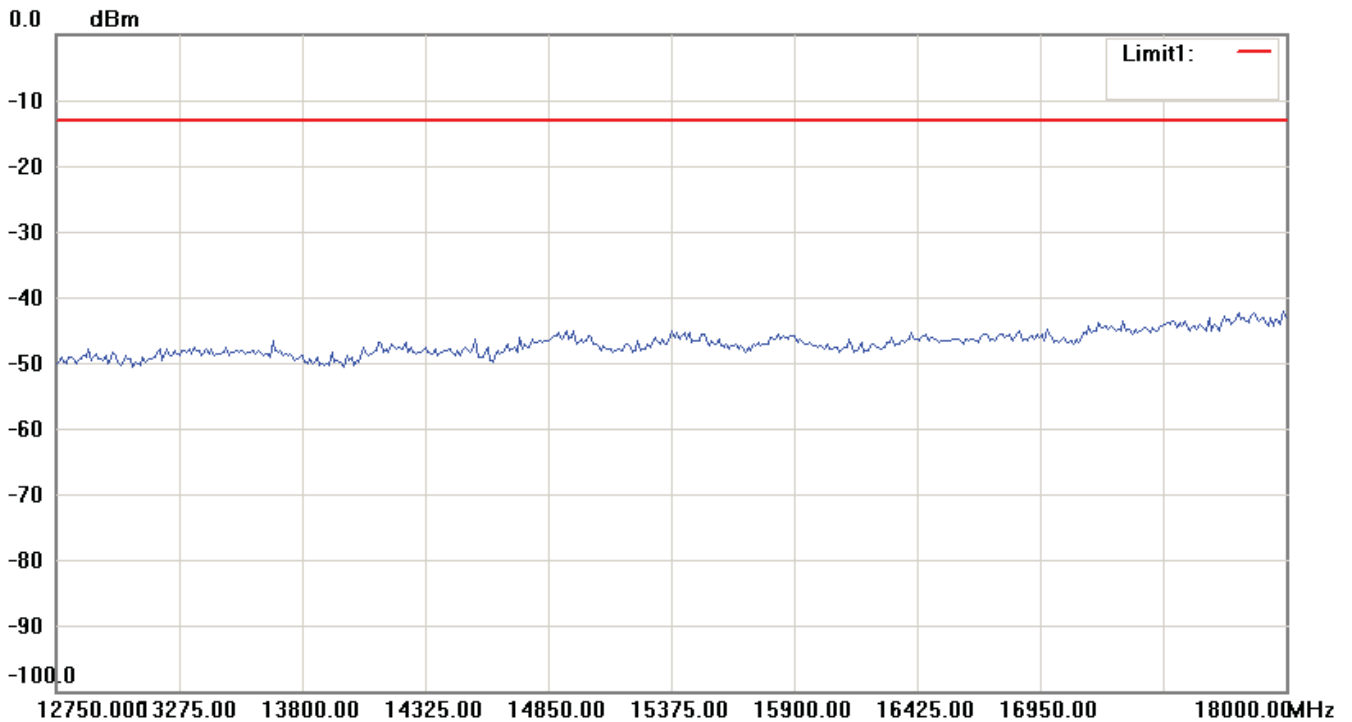
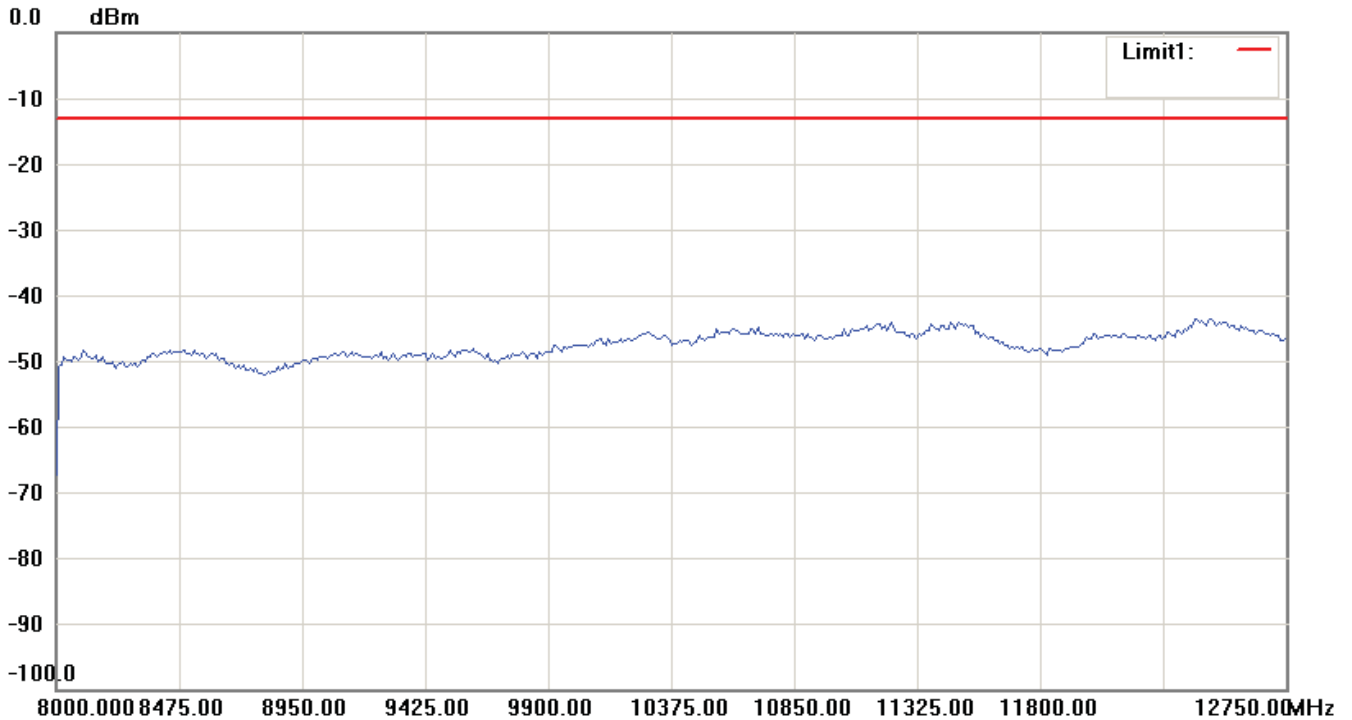
Note:

1. The attached measurement plots are preliminarily pre-scanned with peak detector for determining the final checking frequencies and are for reference only.
2. The some frequencies may exceed the limit line without the specified detectors, but that cannot present the results are failed to the specification of test standard.
3. For corrected test results are listed in the relevant table of radiated test data of this test report.



Report Number: W6M21212-12939-P-2224

FCC ID: GX9CTC10523G



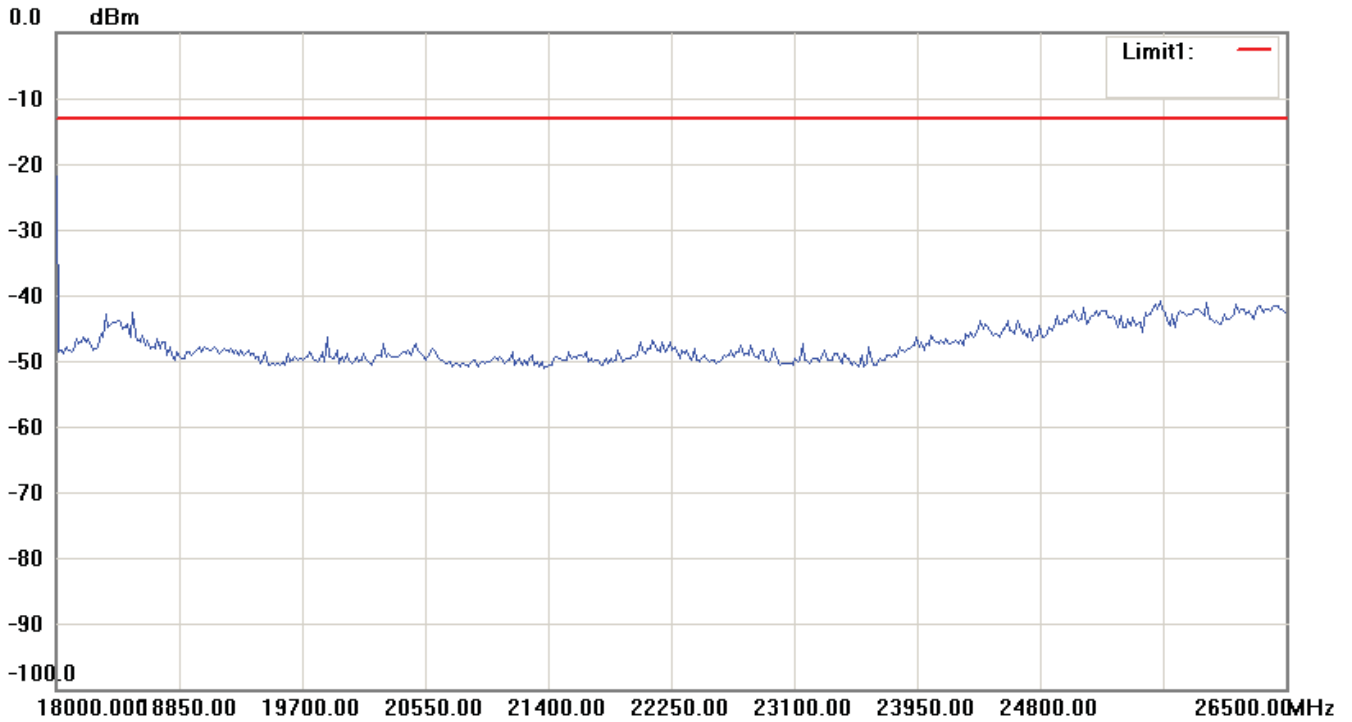
Note:

1. The attached measurement plots are preliminarily pre-scanned with peak detector for determining the final checking frequencies and are for reference only.
2. The some frequencies may exceed the limit line without the specified detectors, but that cannot present the results are failed to the specification of test standard.
3. For corrected test results are listed in the relevant table of radiated test data of this test report.

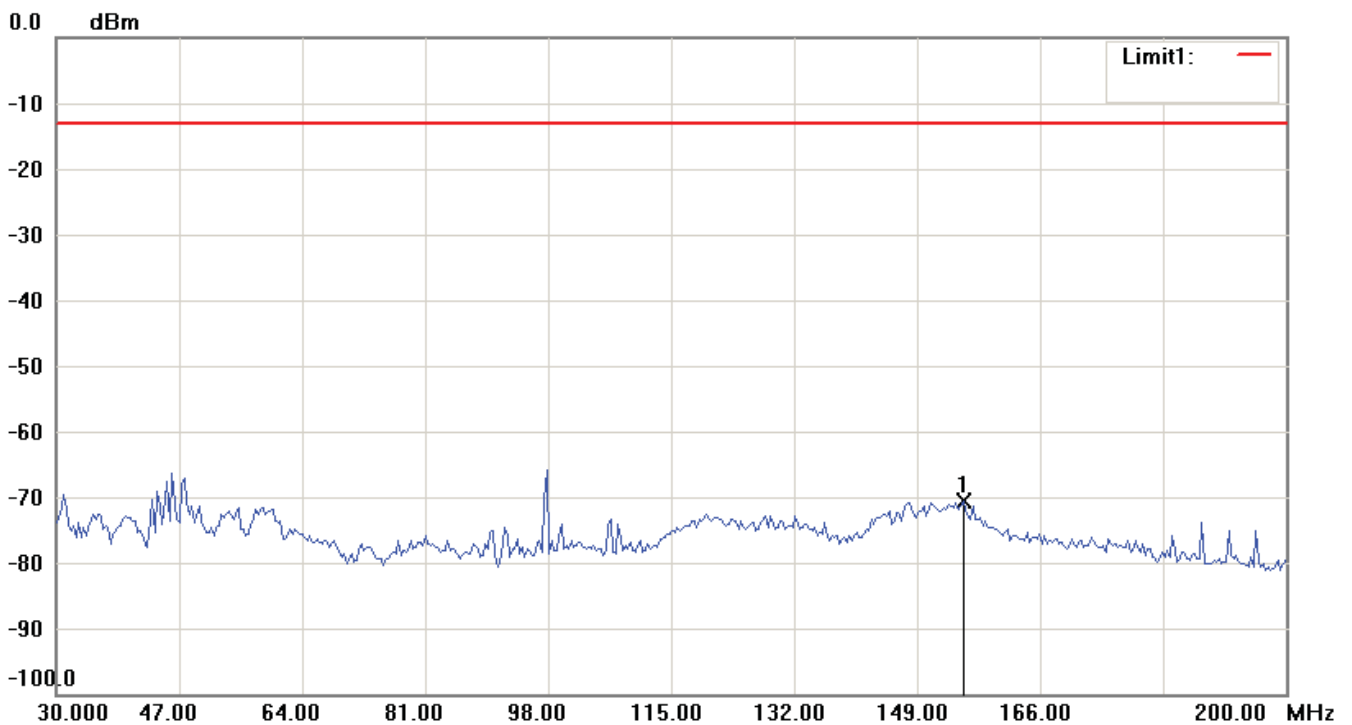


Report Number: W6M21212-12939-P-2224

FCC ID: GX9CTC10523G




Antenna Polarization V



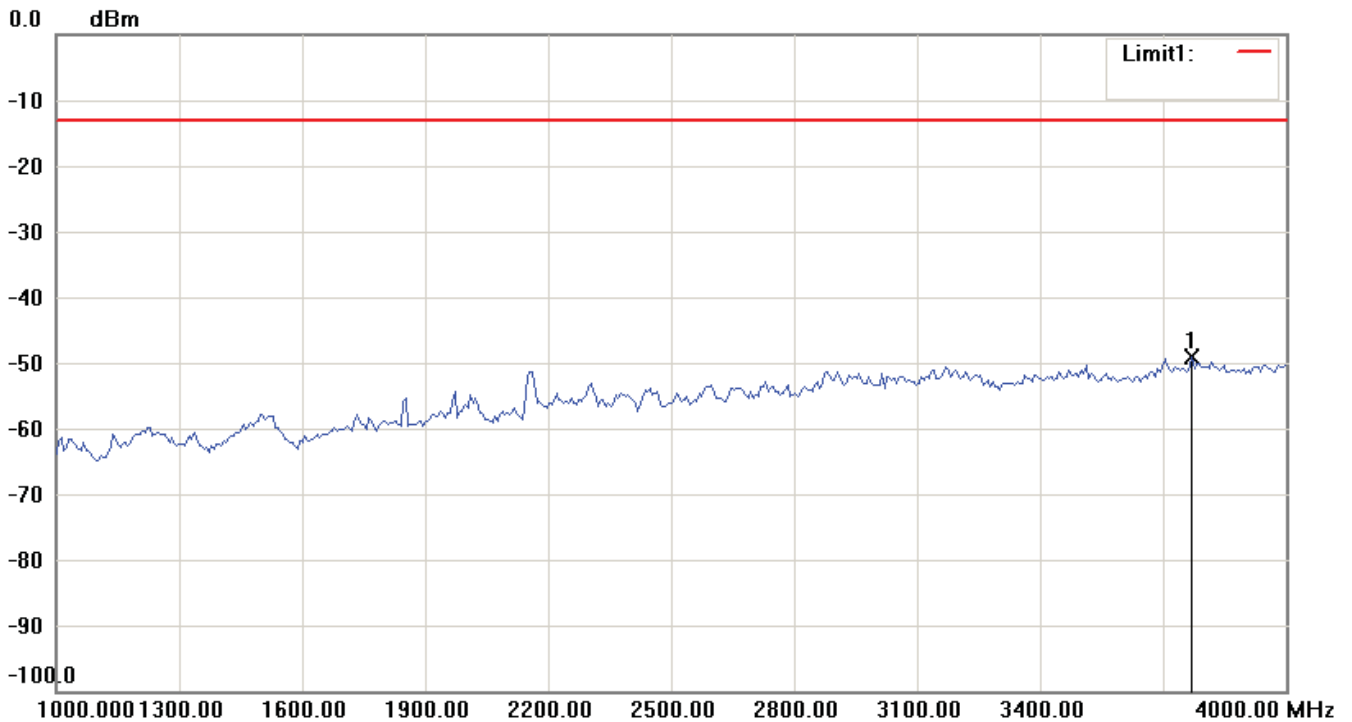
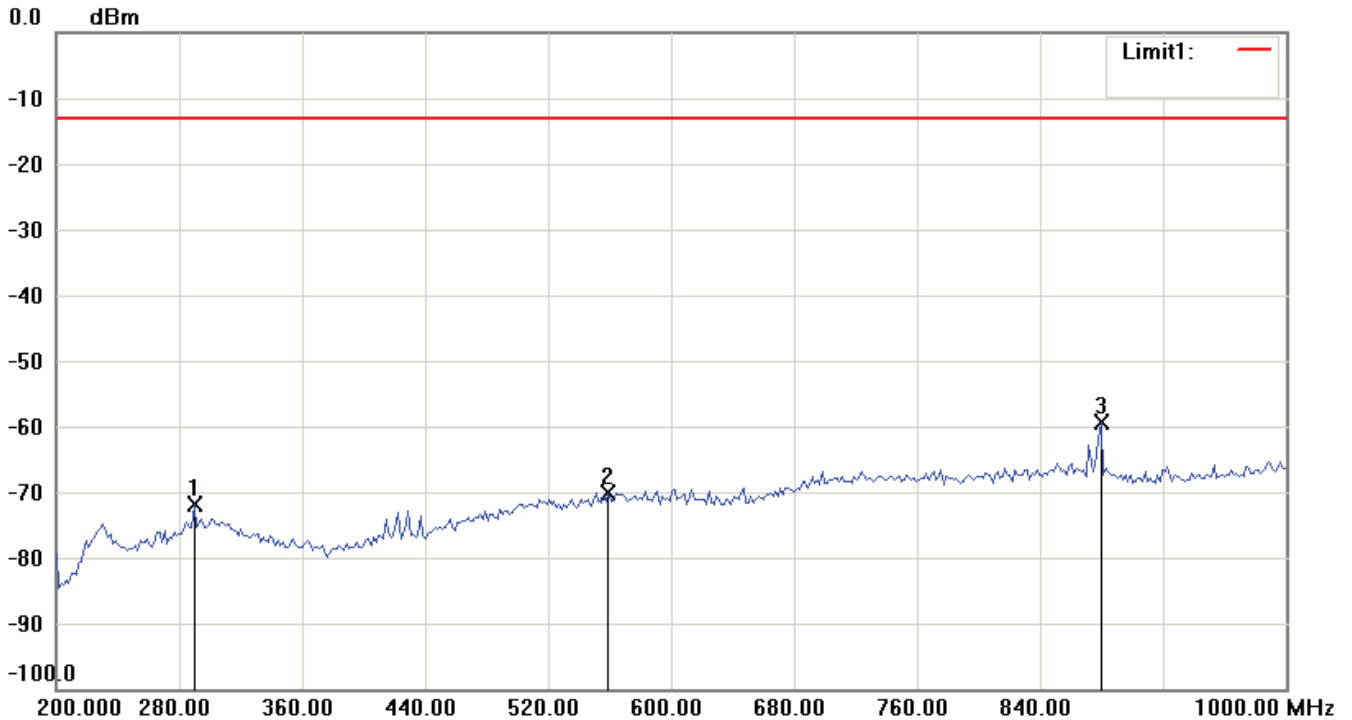
Note:

1. The attached measurement plots are preliminarily pre-scanned with peak detector for determining the final checking frequencies and are for reference only.
2. The some frequencies may exceed the limit line without the specified detectors, but that cannot present the results are failed to the specification of test standard.
3. For corrected test results are listed in the relevant table of radiated test data of this test report.



Report Number: W6M21212-12939-P-2224

FCC ID: GX9CTC10523G



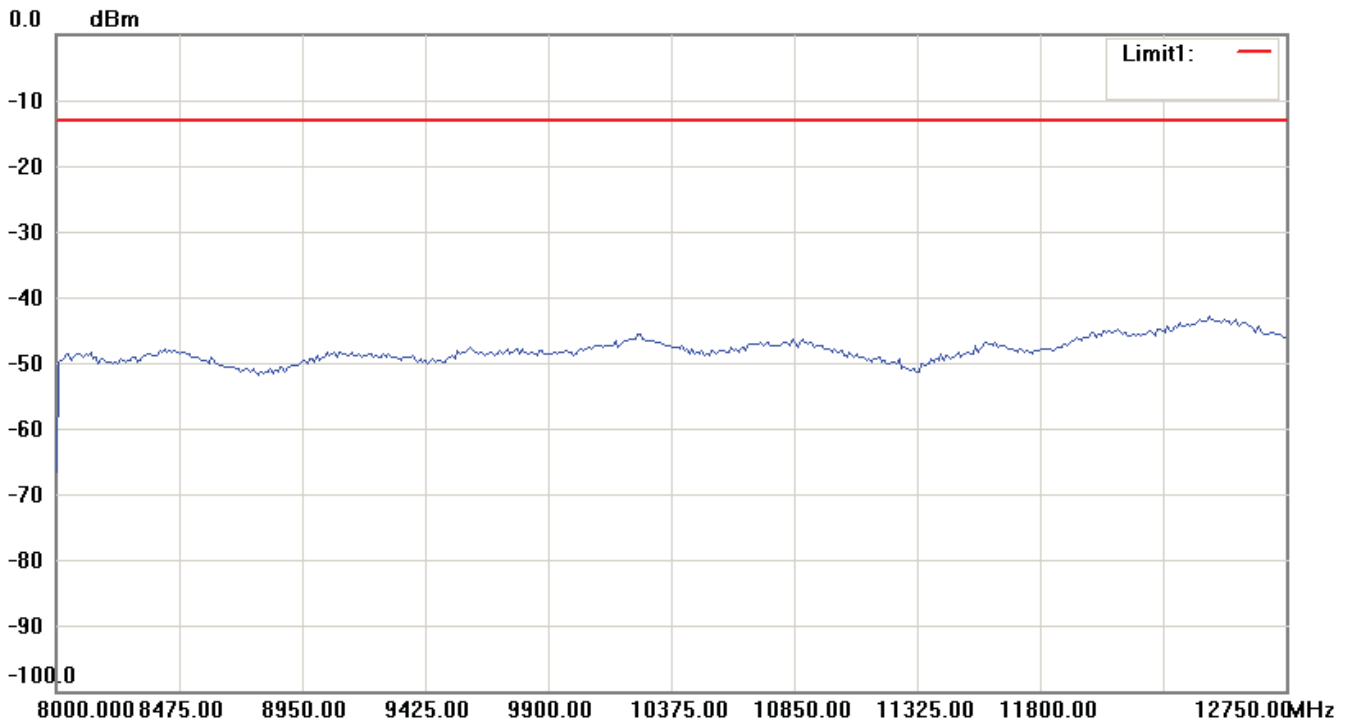
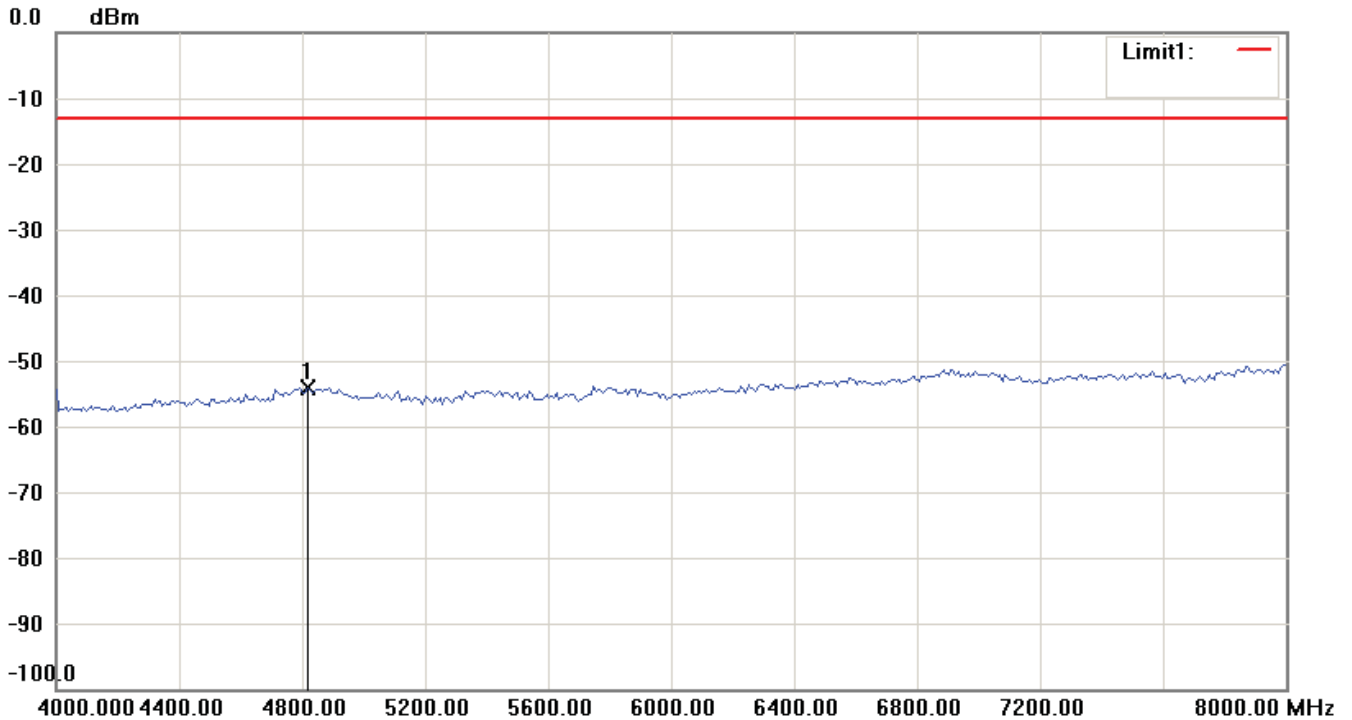
Note:

1. The attached measurement plots are preliminarily pre-scanned with peak detector for determining the final checking frequencies and are for reference only.
2. The some frequencies may exceed the limit line without the specified detectors, but that cannot present the results are failed to the specification of test standard.
3. For corrected test results are listed in the relevant table of radiated test data of this test report.



Report Number: W6M21212-12939-P-2224

FCC ID: GX9CTC10523G



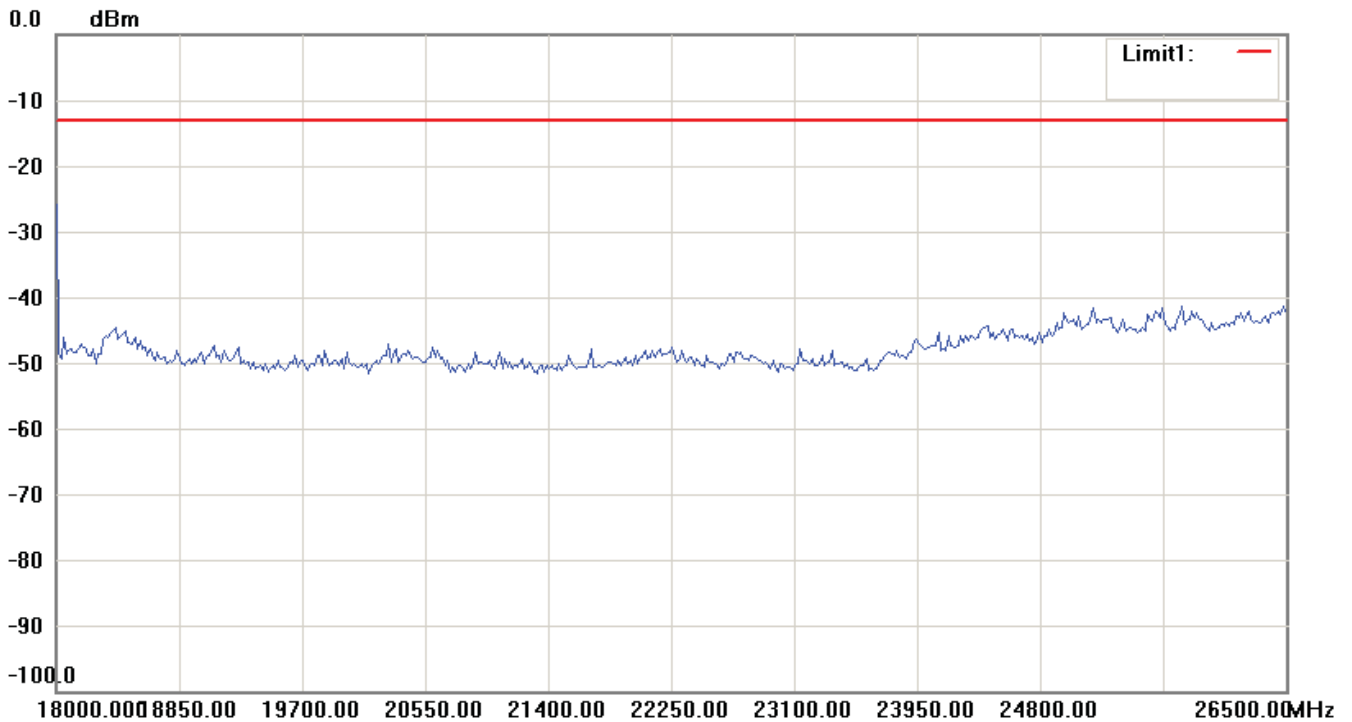
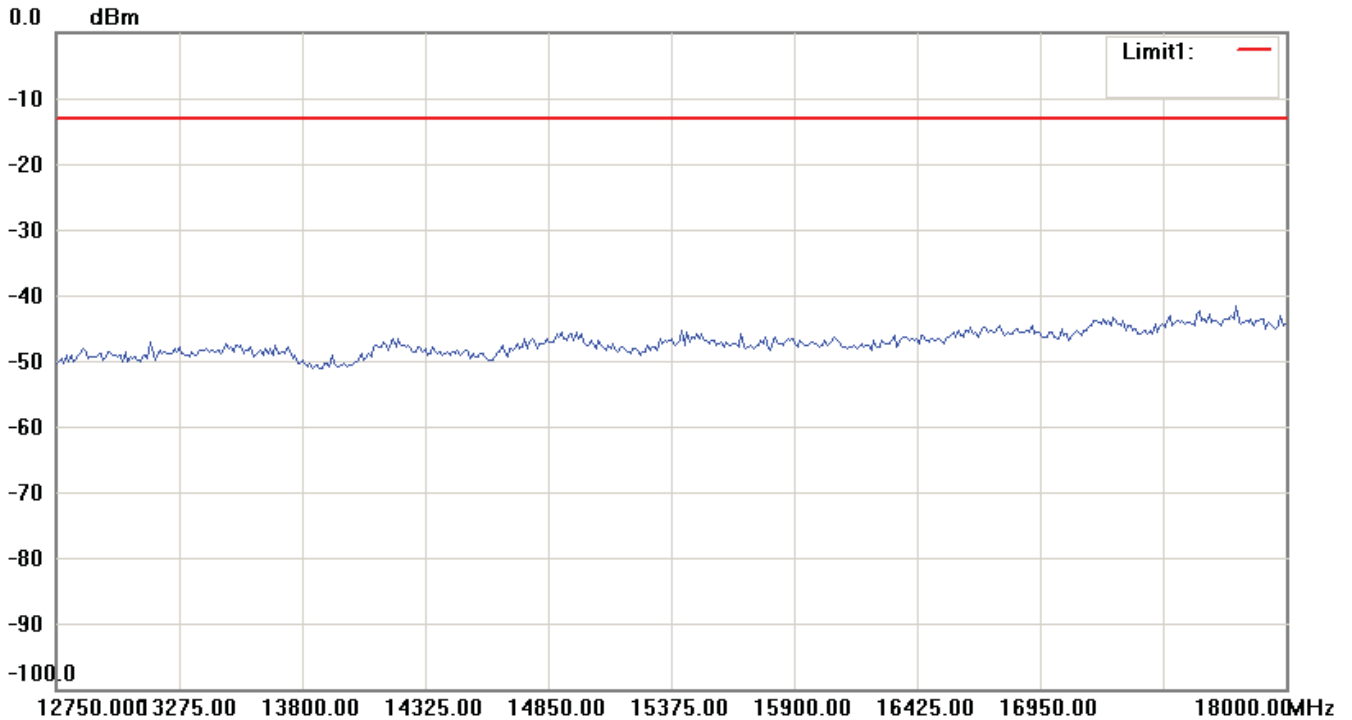
Note:

1. The attached measurement plots are preliminarily pre-scanned with peak detector for determining the final checking frequencies and are for reference only.
2. The some frequencies may exceed the limit line without the specified detectors, but that cannot present the results are failed to the specification of test standard.
3. For corrected test results are listed in the relevant table of radiated test data of this test report.




Report Number: W6M21212-12939-P-2224

FCC ID: GX9CTC10523G



Note:

1. The attached measurement plots are preliminarily pre-scanned with peak detector for determining the final checking frequencies and are for reference only.
2. The some frequencies may exceed the limit line without the specified detectors, but that cannot present the results are failed to the specification of test standard.
3. For corrected test results are listed in the relevant table of radiated test data of this test report.

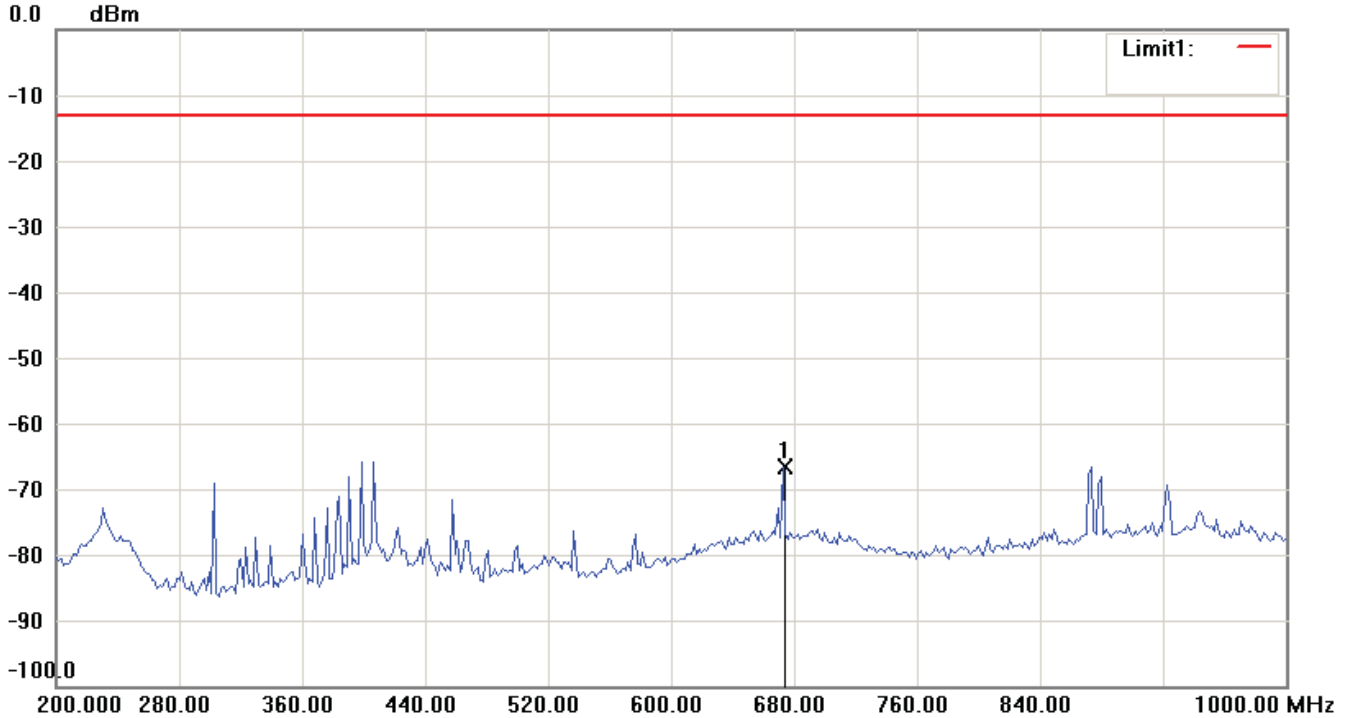


Report Number: W6M21212-12939-P-2224

FCC ID: GX9CTC10523G


Band II_CH 9400_9 V

Antenna Polarization H



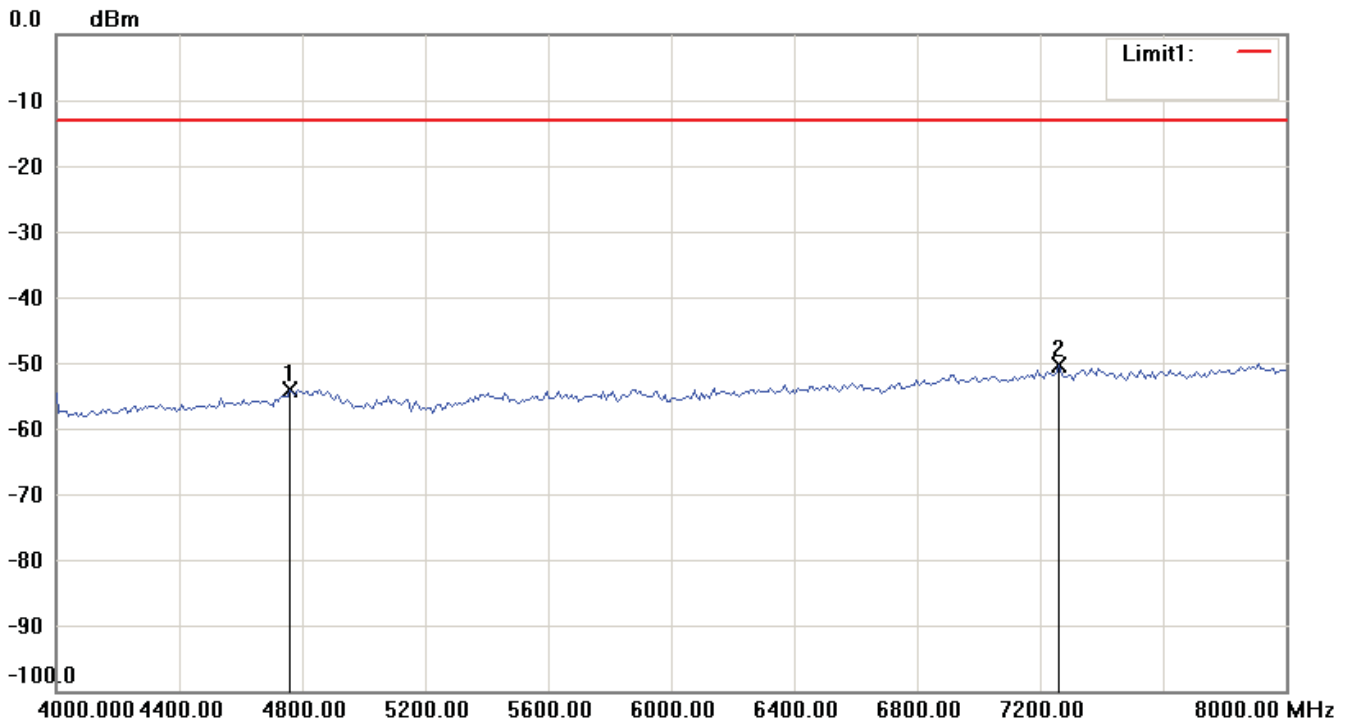
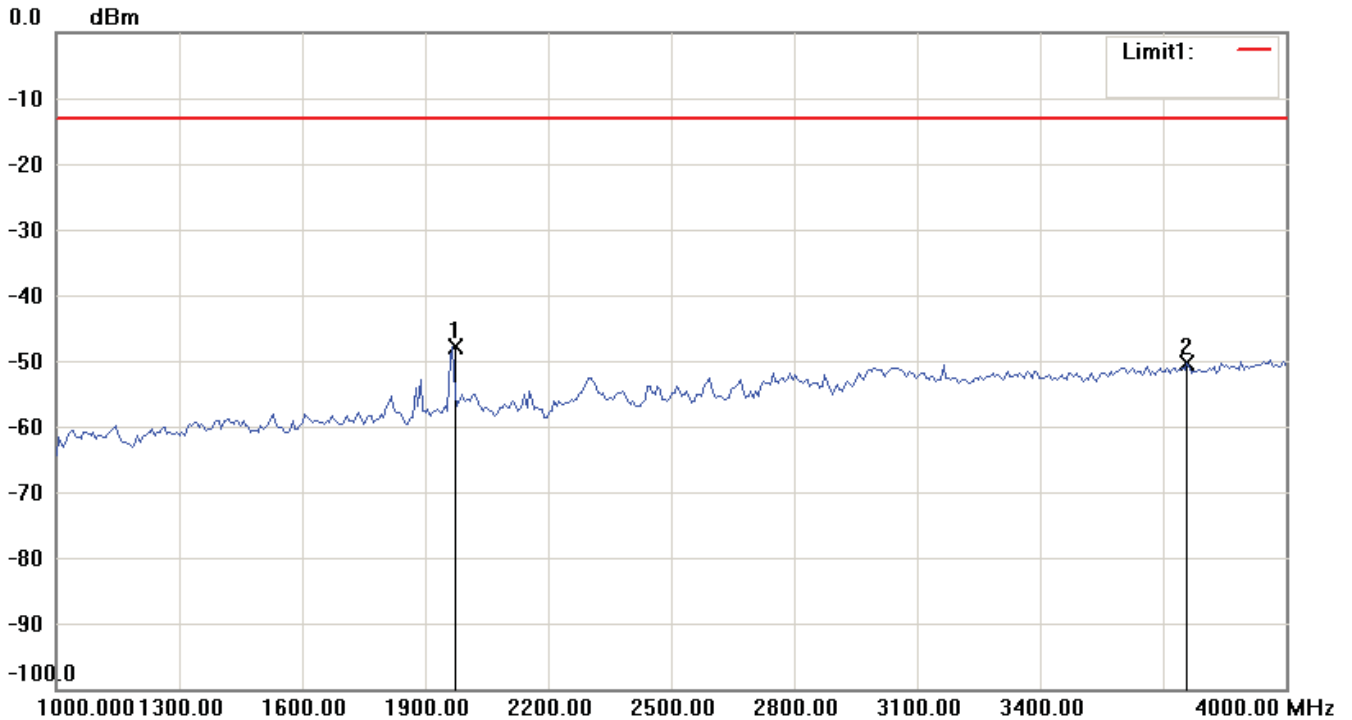
Note:

1. The attached measurement plots are preliminarily pre-scanned with peak detector for determining the final checking frequencies and are for reference only.
2. The some frequencies may exceed the limit line without the specified detectors, but that cannot present the results are failed to the specification of test standard.
3. For corrected test results are listed in the relevant table of radiated test data of this test report.




Report Number: W6M21212-12939-P-2224

FCC ID: GX9CTC10523G



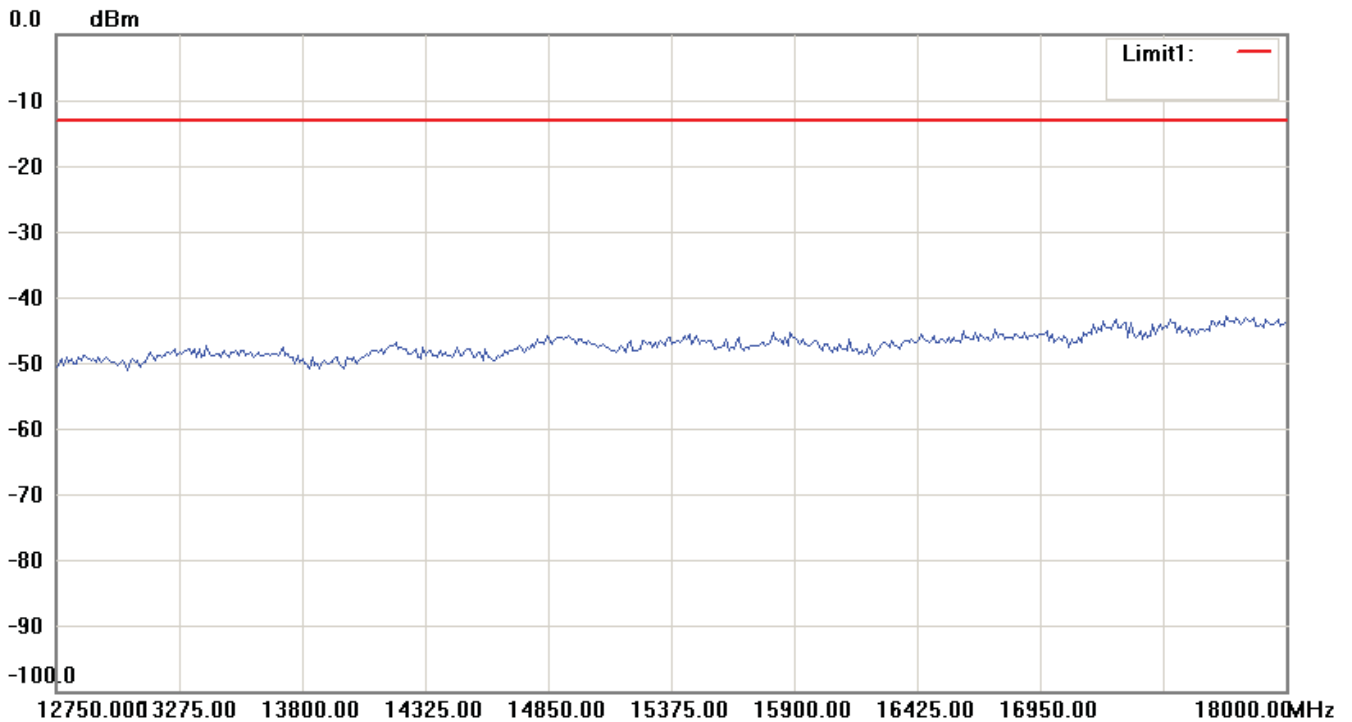
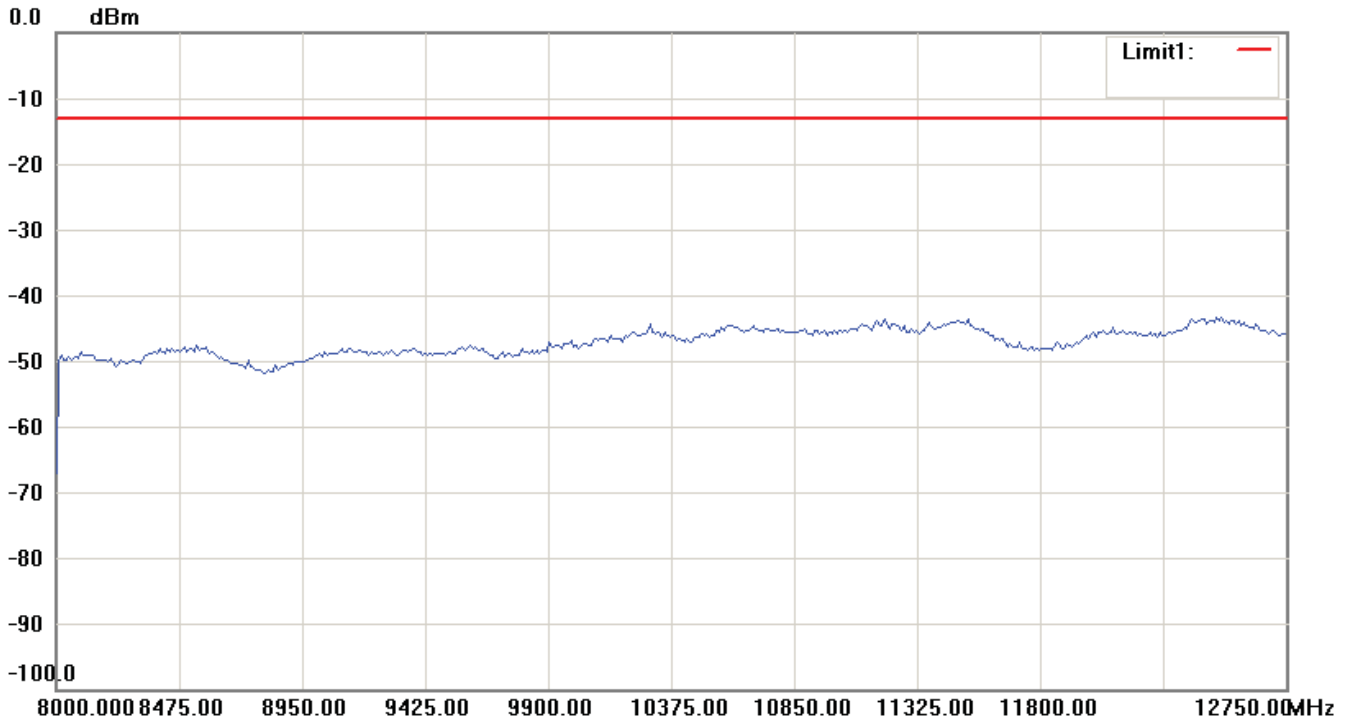
Note:

1. The attached measurement plots are preliminarily pre-scanned with peak detector for determining the final checking frequencies and are for reference only.
2. The some frequencies may exceed the limit line without the specified detectors, but that cannot present the results are failed to the specification of test standard.
3. For corrected test results are listed in the relevant table of radiated test data of this test report.




Report Number: W6M21212-12939-P-2224

FCC ID: GX9CTC10523G



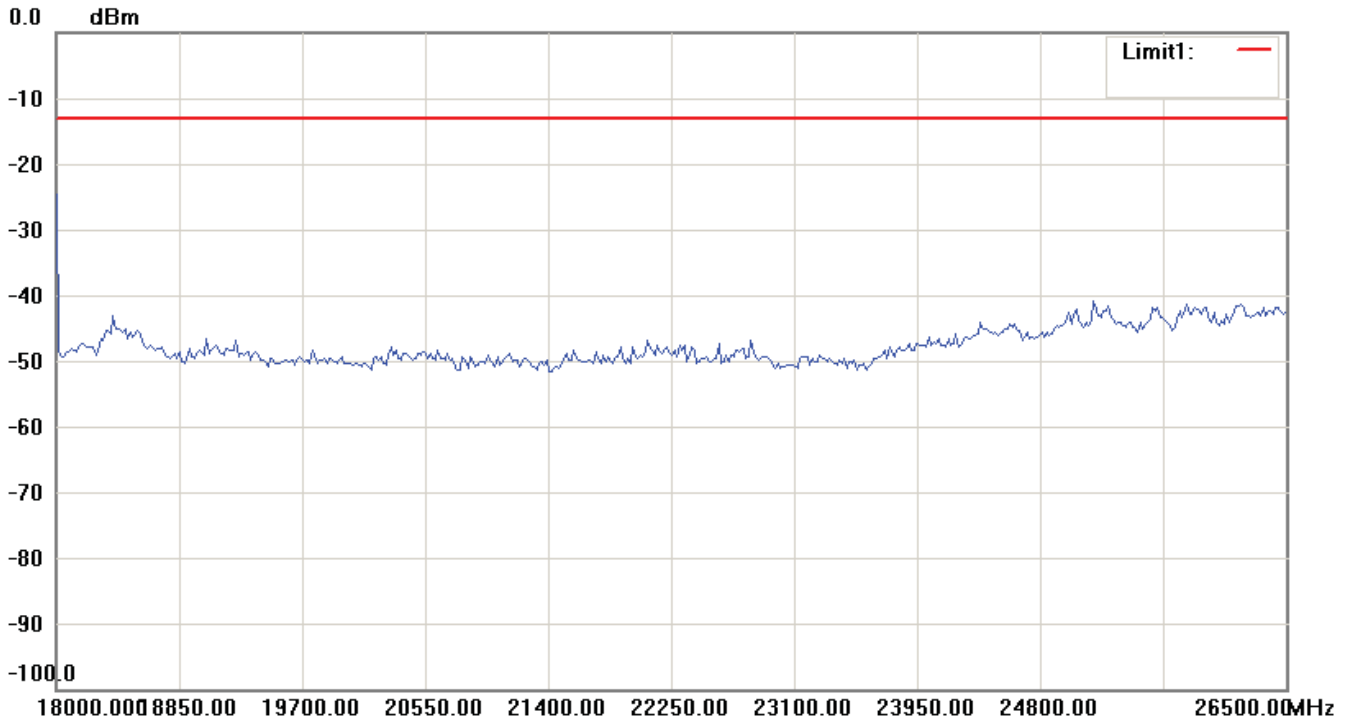
Note:

1. The attached measurement plots are preliminarily pre-scanned with peak detector for determining the final checking frequencies and are for reference only.
2. The some frequencies may exceed the limit line without the specified detectors, but that cannot present the results are failed to the specification of test standard.
3. For corrected test results are listed in the relevant table of radiated test data of this test report.

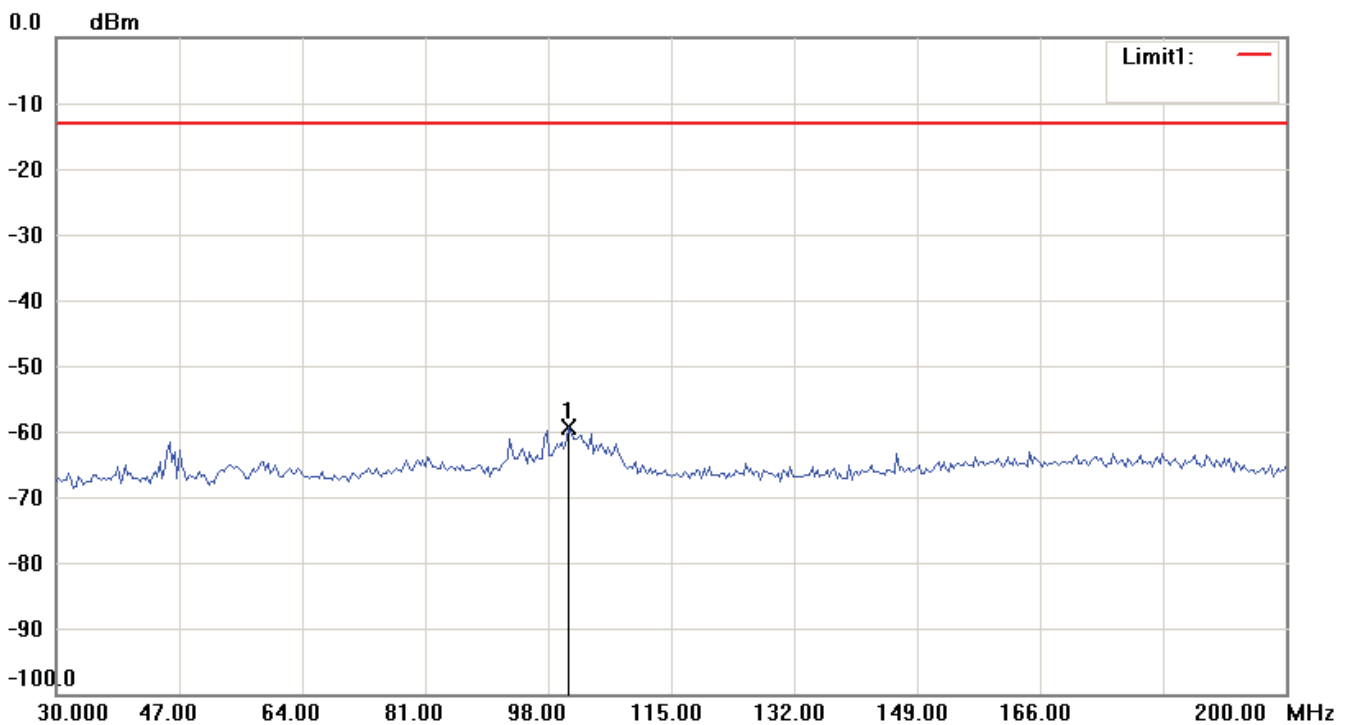


Report Number: W6M21212-12939-P-2224

FCC ID: GX9CTC10523G




Antenna Polarization V



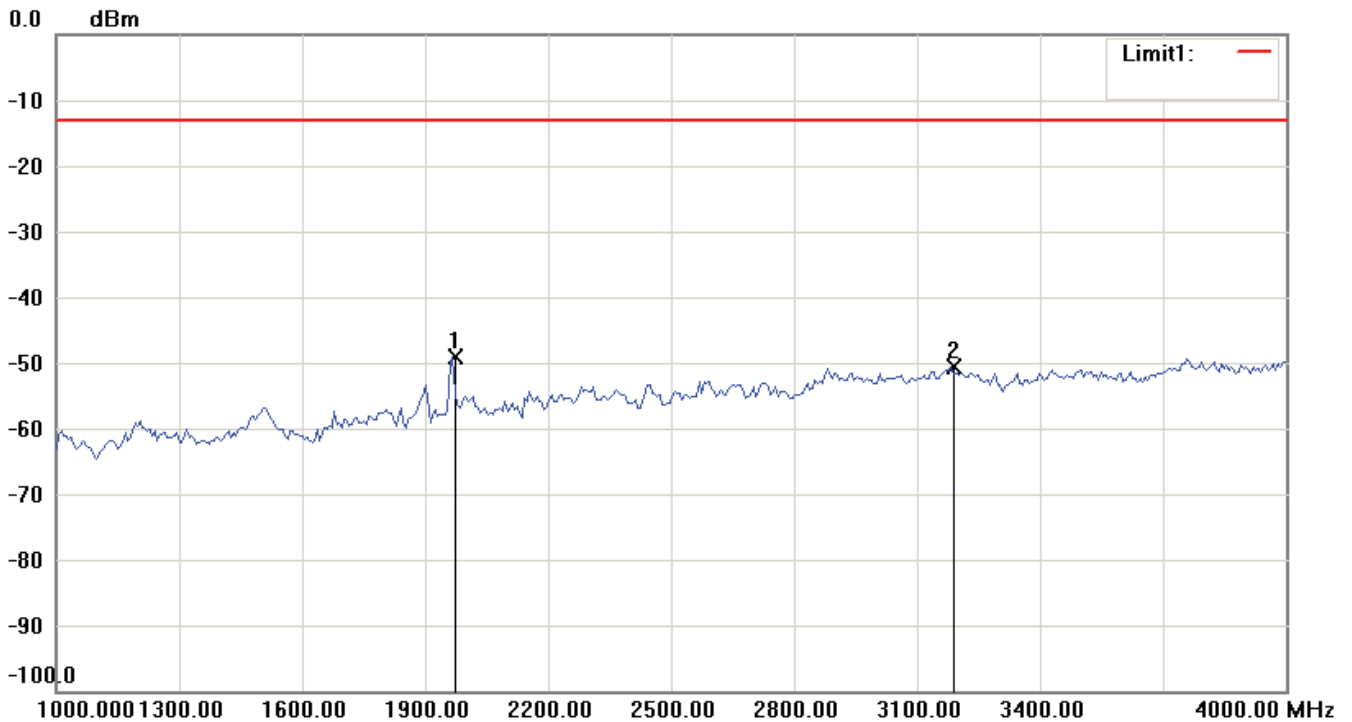
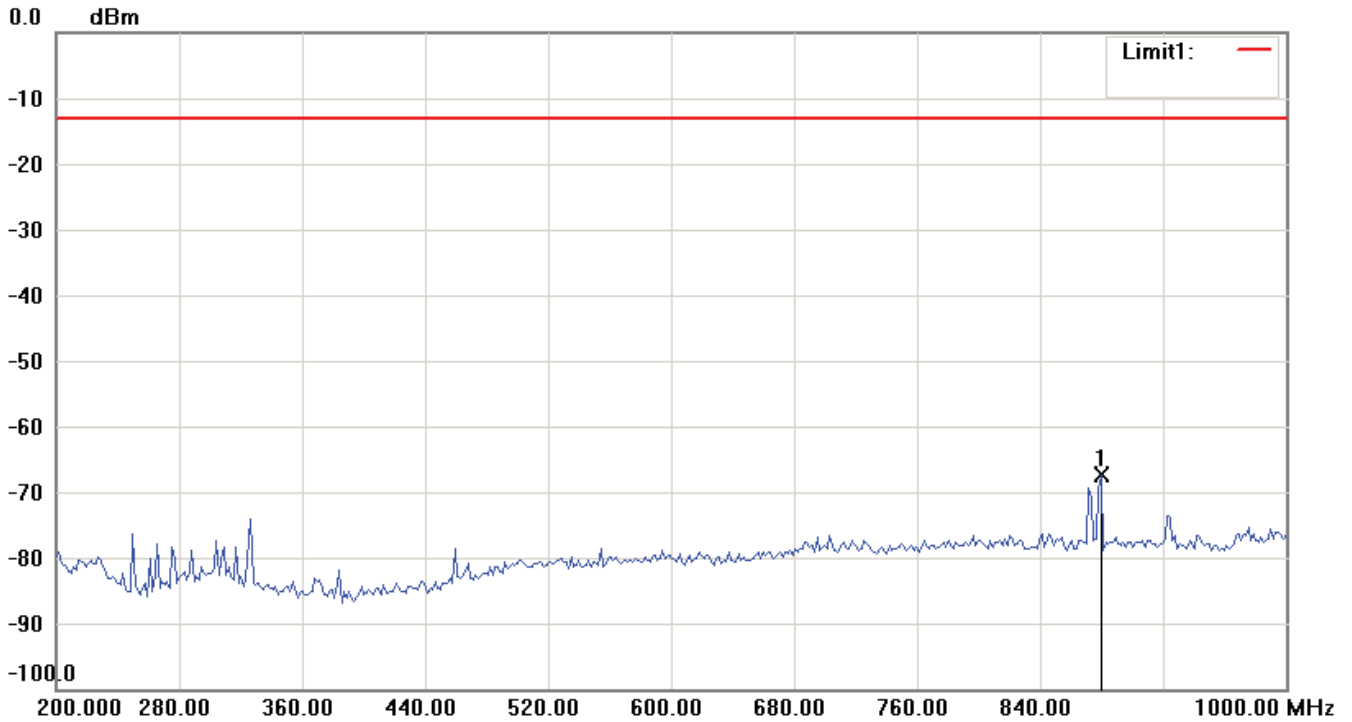
Note:

1. The attached measurement plots are preliminarily pre-scanned with peak detector for determining the final checking frequencies and are for reference only.
2. The some frequencies may exceed the limit line without the specified detectors, but that cannot present the results are failed to the specification of test standard.
3. For corrected test results are listed in the relevant table of radiated test data of this test report.




Report Number: W6M21212-12939-P-2224

FCC ID: GX9CTC10523G



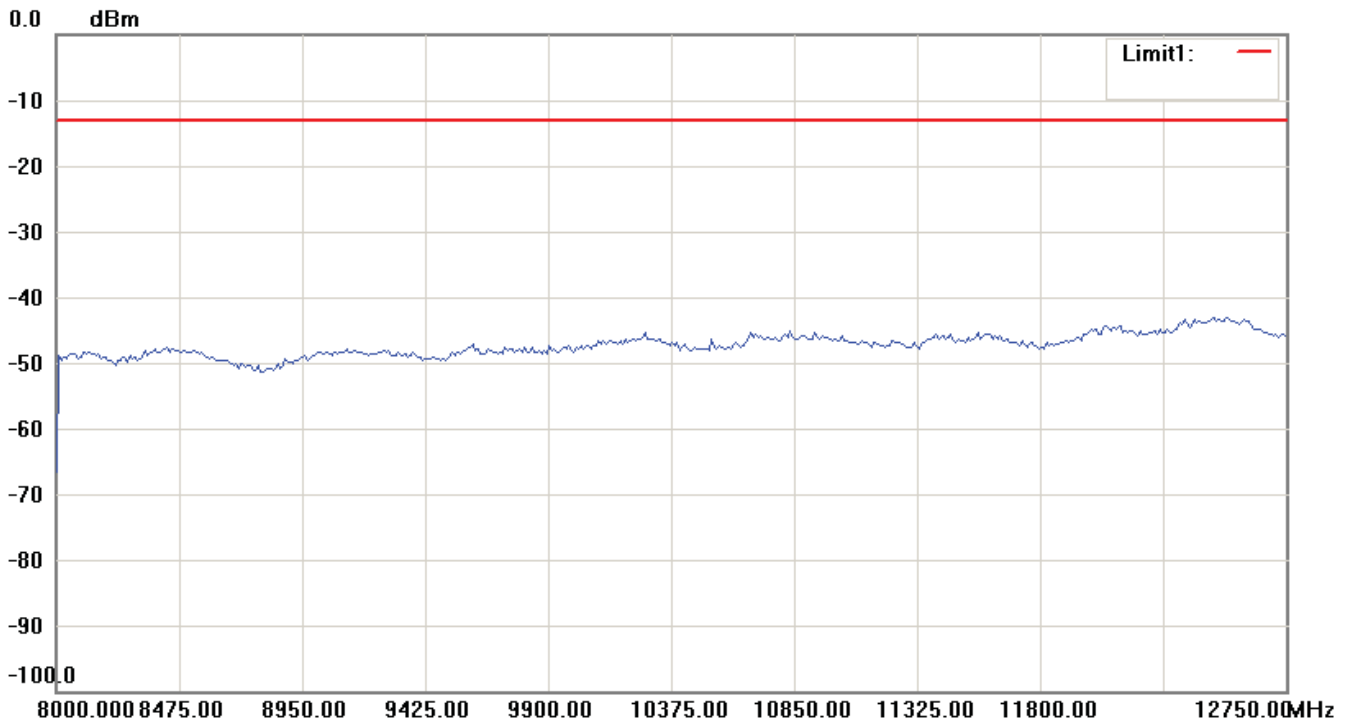
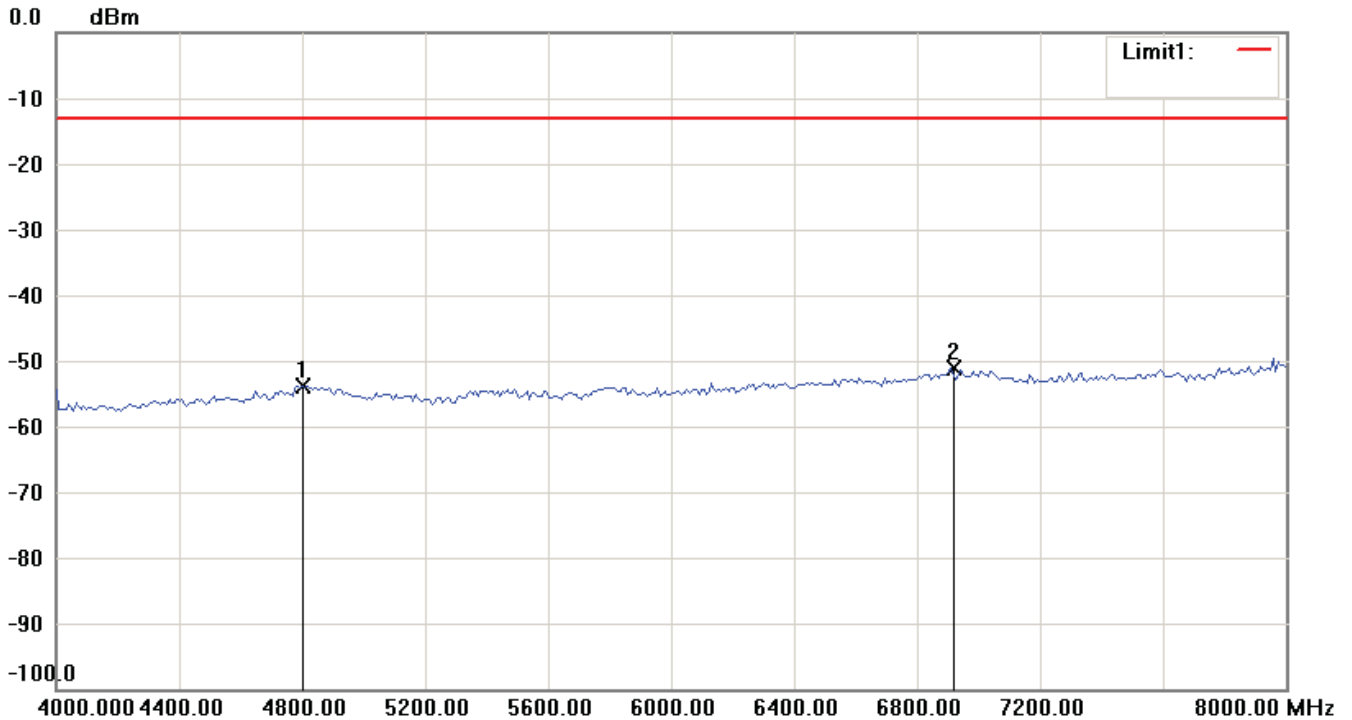
Note:

1. The attached measurement plots are preliminarily pre-scanned with peak detector for determining the final checking frequencies and are for reference only.
2. The some frequencies may exceed the limit line without the specified detectors, but that cannot present the results are failed to the specification of test standard.
3. For corrected test results are listed in the relevant table of radiated test data of this test report.




Report Number: W6M21212-12939-P-2224

FCC ID: GX9CTC10523G



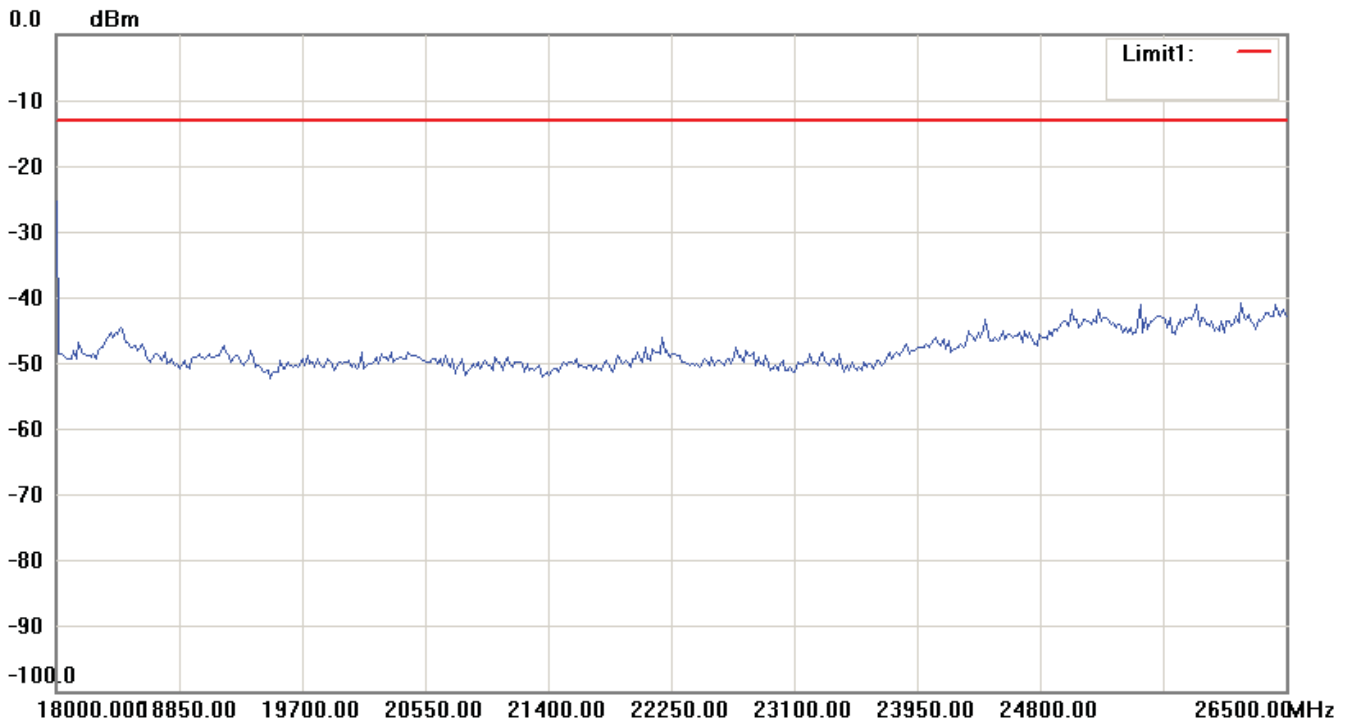
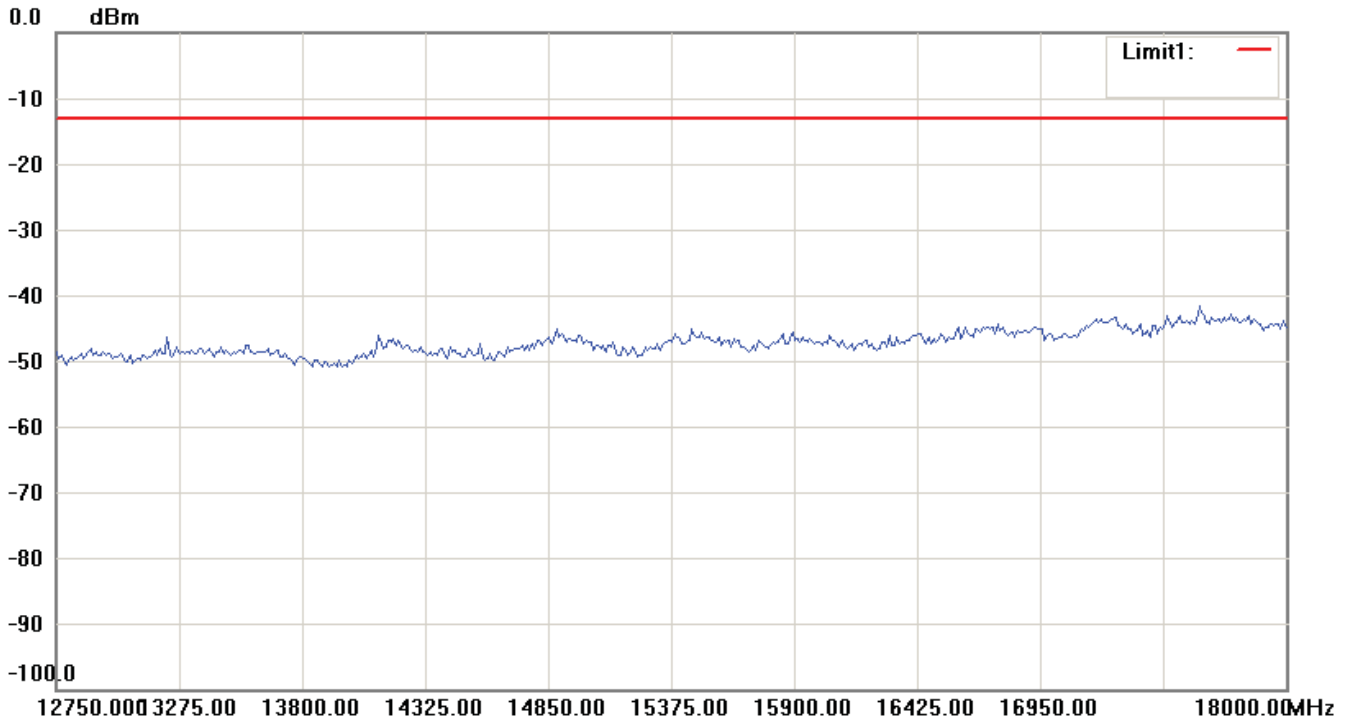
Note:

1. The attached measurement plots are preliminarily pre-scanned with peak detector for determining the final checking frequencies and are for reference only.
2. The some frequencies may exceed the limit line without the specified detectors, but that cannot present the results are failed to the specification of test standard.
3. For corrected test results are listed in the relevant table of radiated test data of this test report.




Report Number: W6M21212-12939-P-2224

FCC ID: GX9CTC10523G



Note:

1. The attached measurement plots are preliminarily pre-scanned with peak detector for determining the final checking frequencies and are for reference only.
2. The some frequencies may exceed the limit line without the specified detectors, but that cannot present the results are failed to the specification of test standard.
3. For corrected test results are listed in the relevant table of radiated test data of this test report.

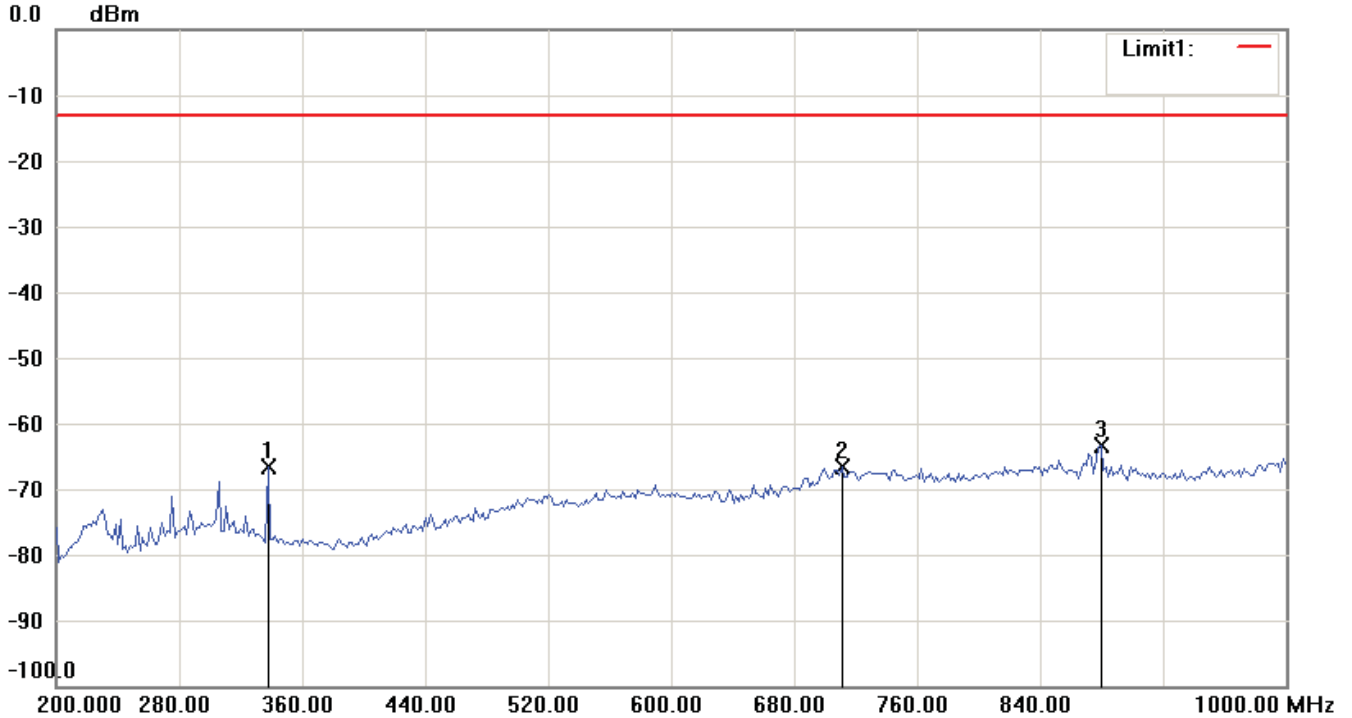


Report Number: W6M21212-12939-P-2224

FCC ID: GX9CTC10523G


Band II_CH 9400_8.1 V

Antenna Polarization H



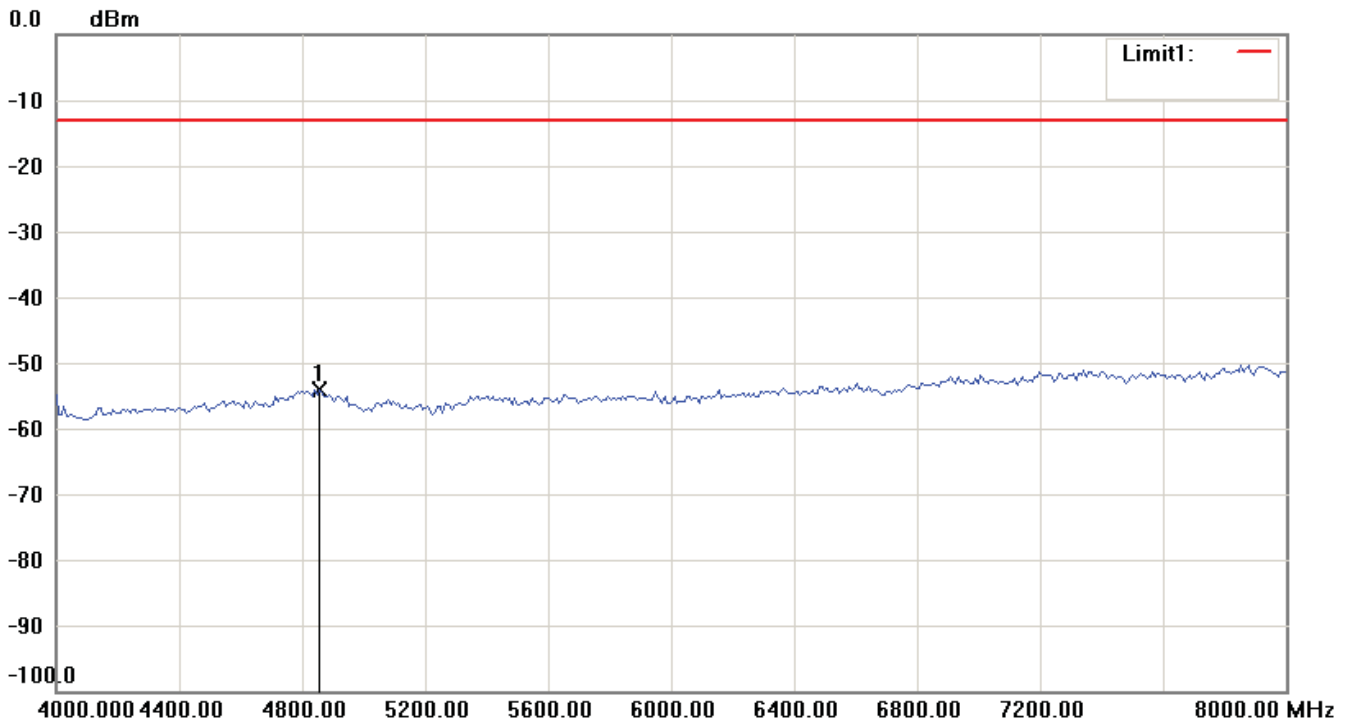
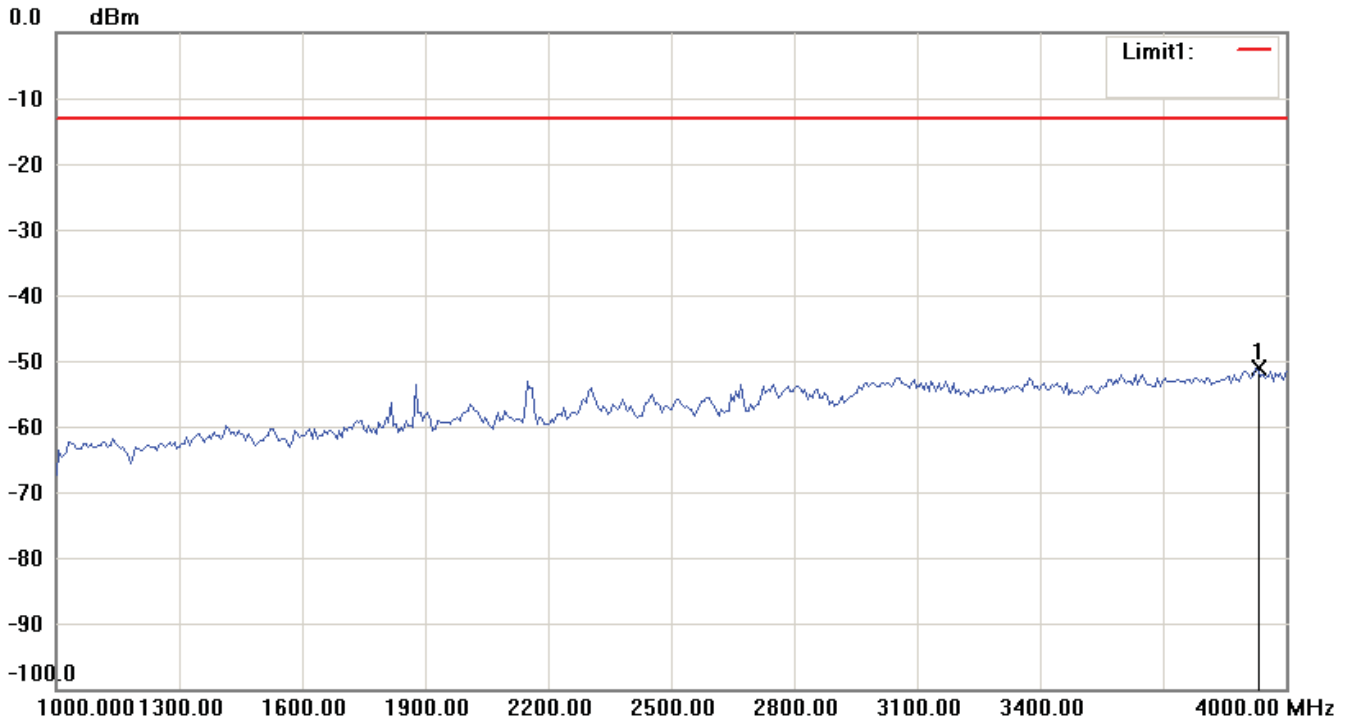
Note:

1. The attached measurement plots are preliminarily pre-scanned with peak detector for determining the final checking frequencies and are for reference only.
2. The some frequencies may exceed the limit line without the specified detectors, but that cannot present the results are failed to the specification of test standard.
3. For corrected test results are listed in the relevant table of radiated test data of this test report.




Report Number: W6M21212-12939-P-2224

FCC ID: GX9CTC10523G



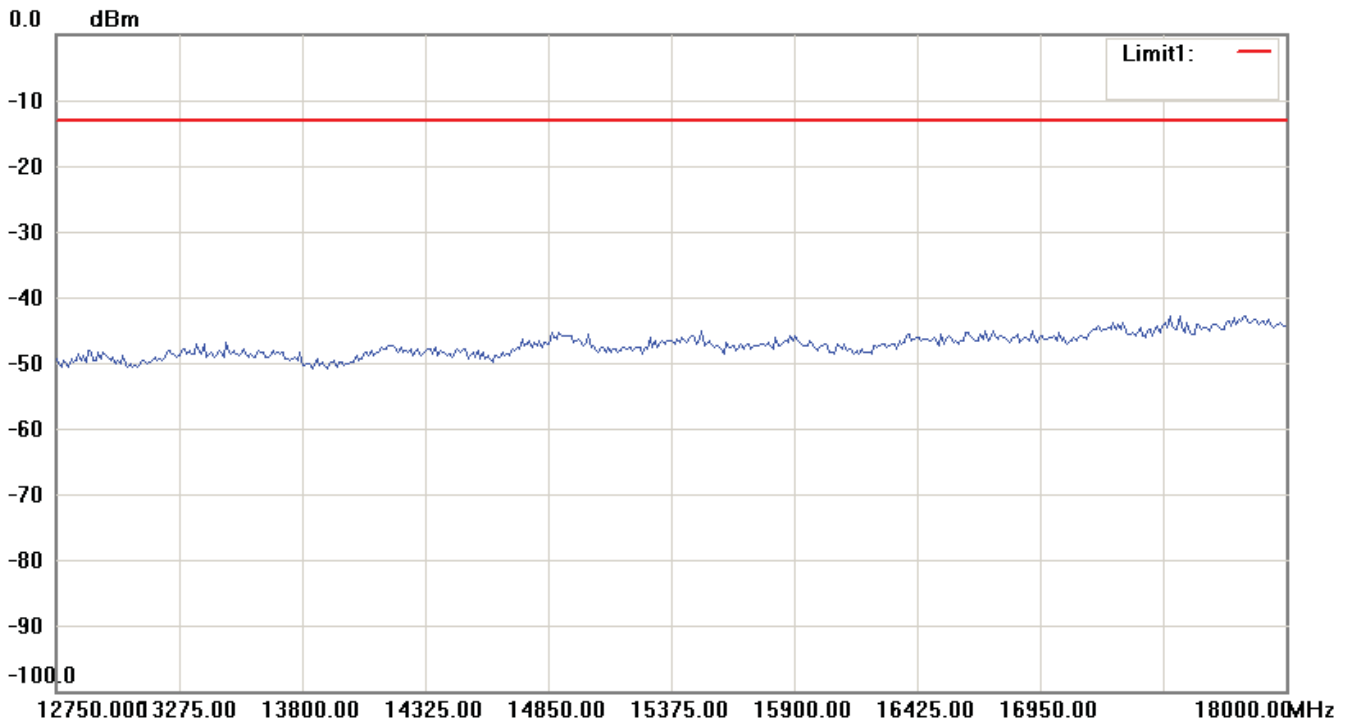
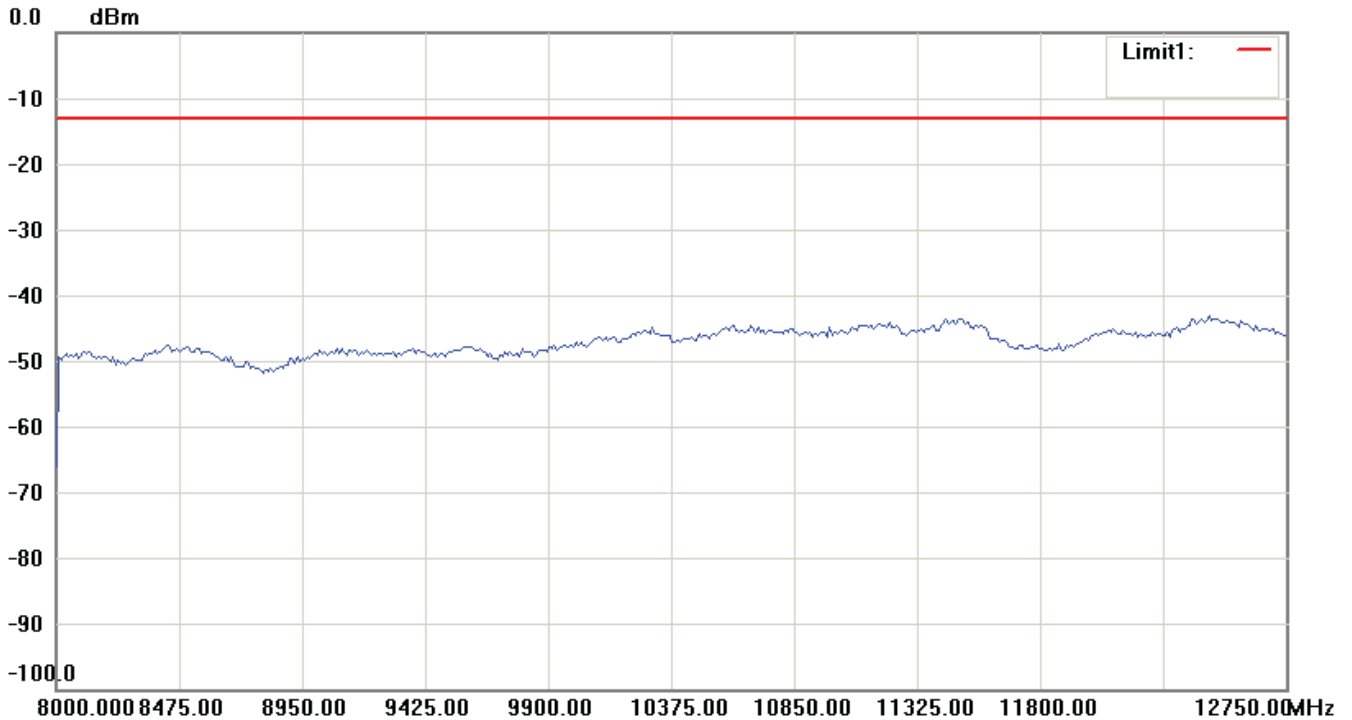
Note:

1. The attached measurement plots are preliminarily pre-scanned with peak detector for determining the final checking frequencies and are for reference only.
2. The some frequencies may exceed the limit line without the specified detectors, but that cannot present the results are failed to the specification of test standard.
3. For corrected test results are listed in the relevant table of radiated test data of this test report.




Report Number: W6M21212-12939-P-2224

FCC ID: GX9CTC10523G



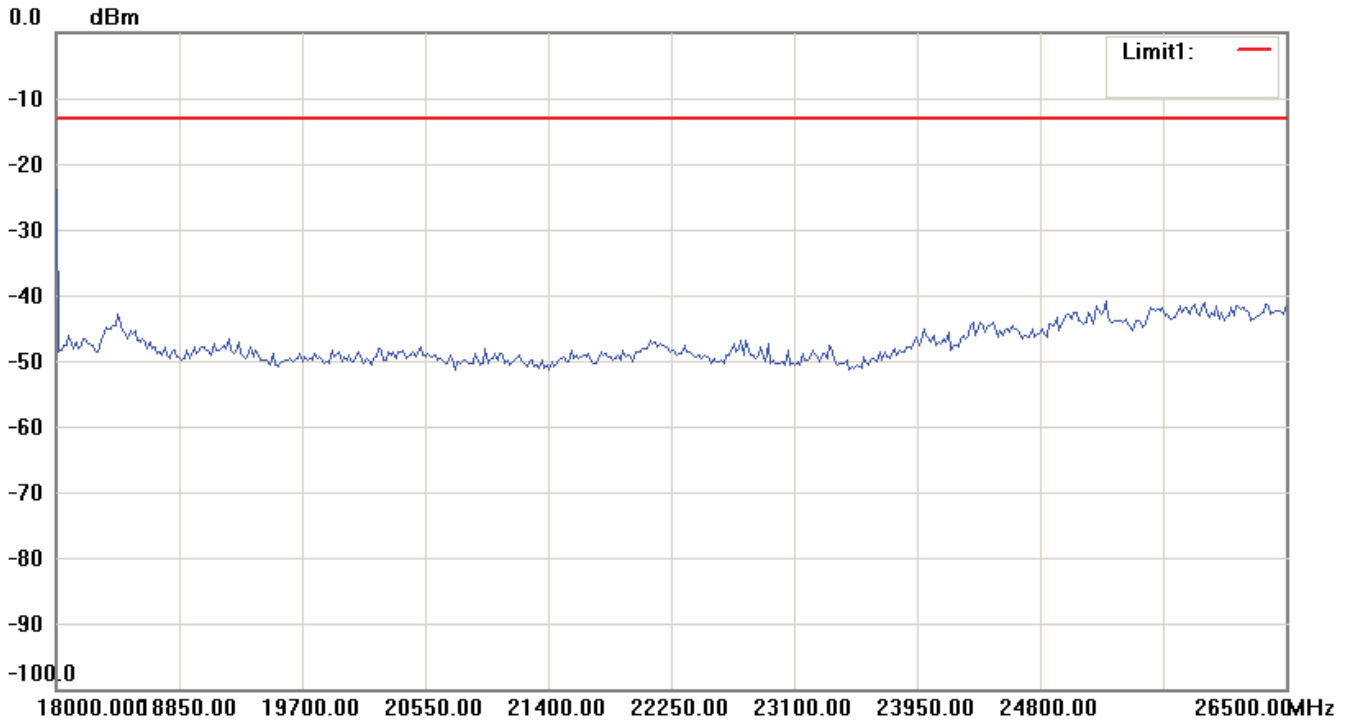
Note:

1. The attached measurement plots are preliminarily pre-scanned with peak detector for determining the final checking frequencies and are for reference only.
2. The some frequencies may exceed the limit line without the specified detectors, but that cannot present the results are failed to the specification of test standard.
3. For corrected test results are listed in the relevant table of radiated test data of this test report.

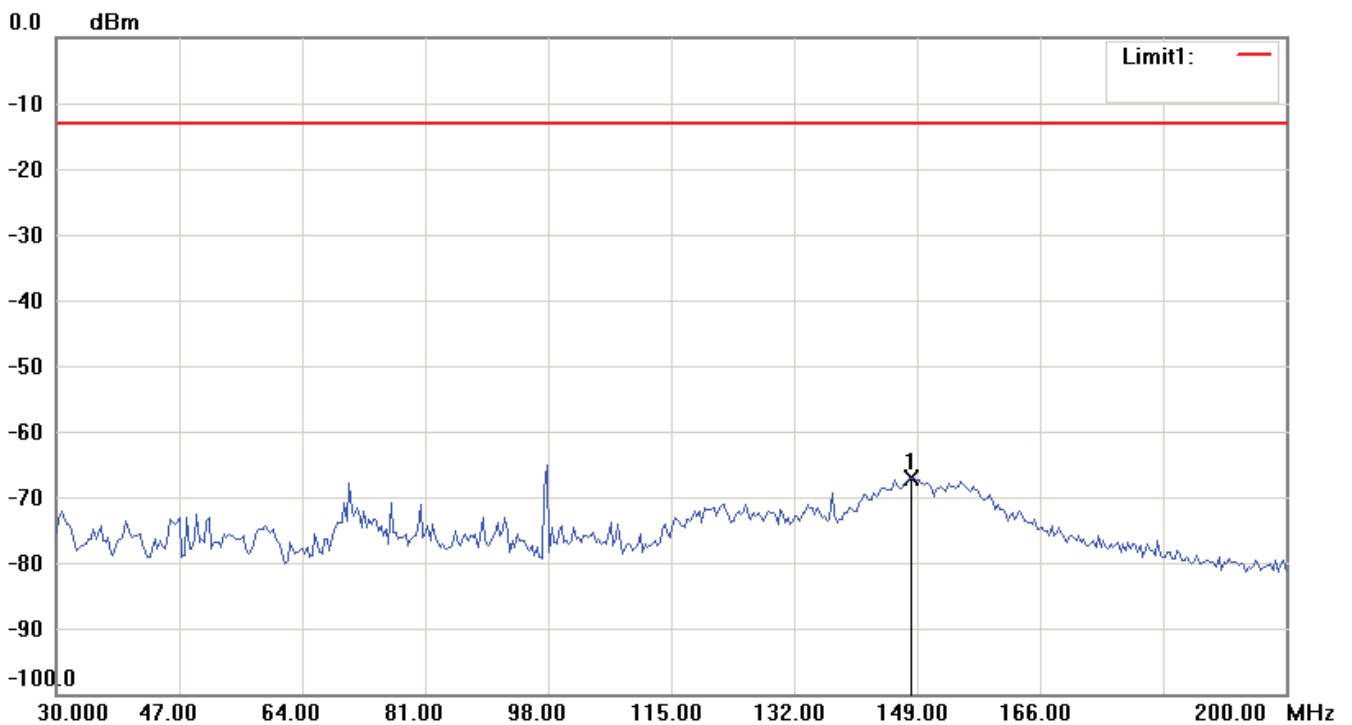


Report Number: W6M21212-12939-P-2224

FCC ID: GX9CTC10523G




Antenna Polarization V



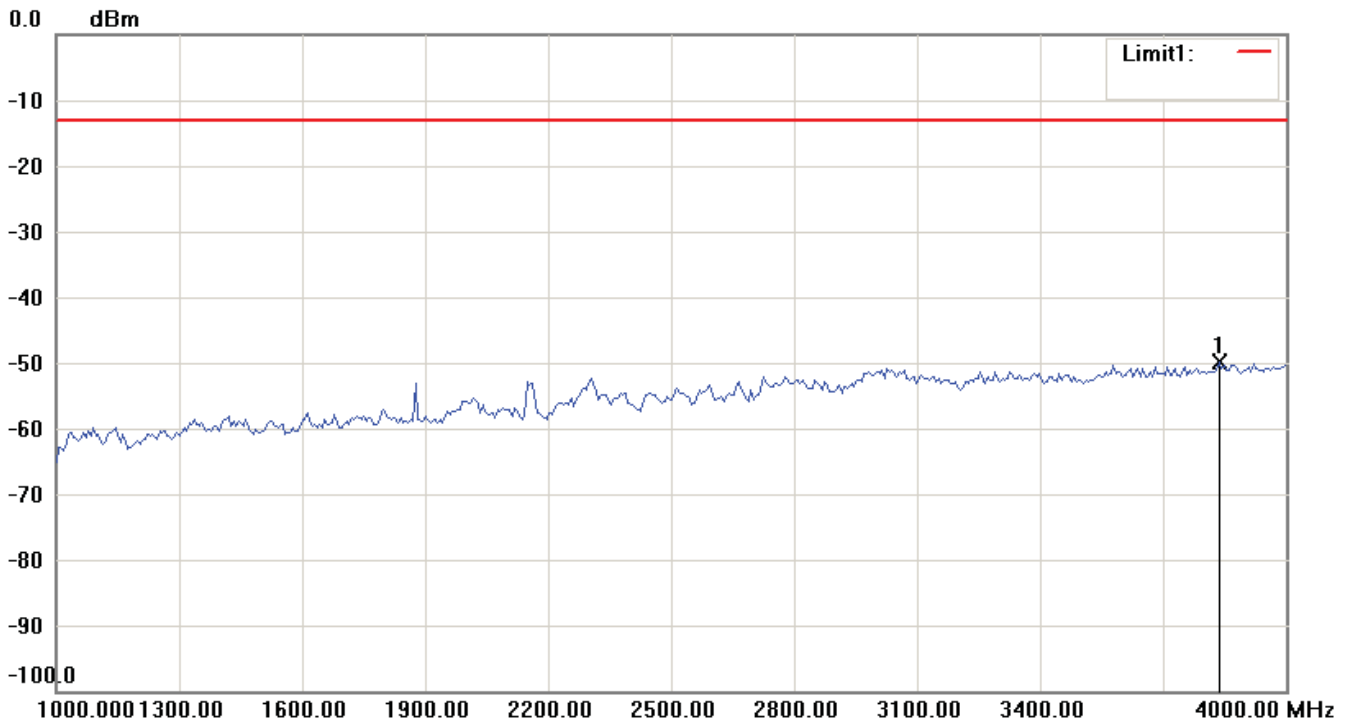
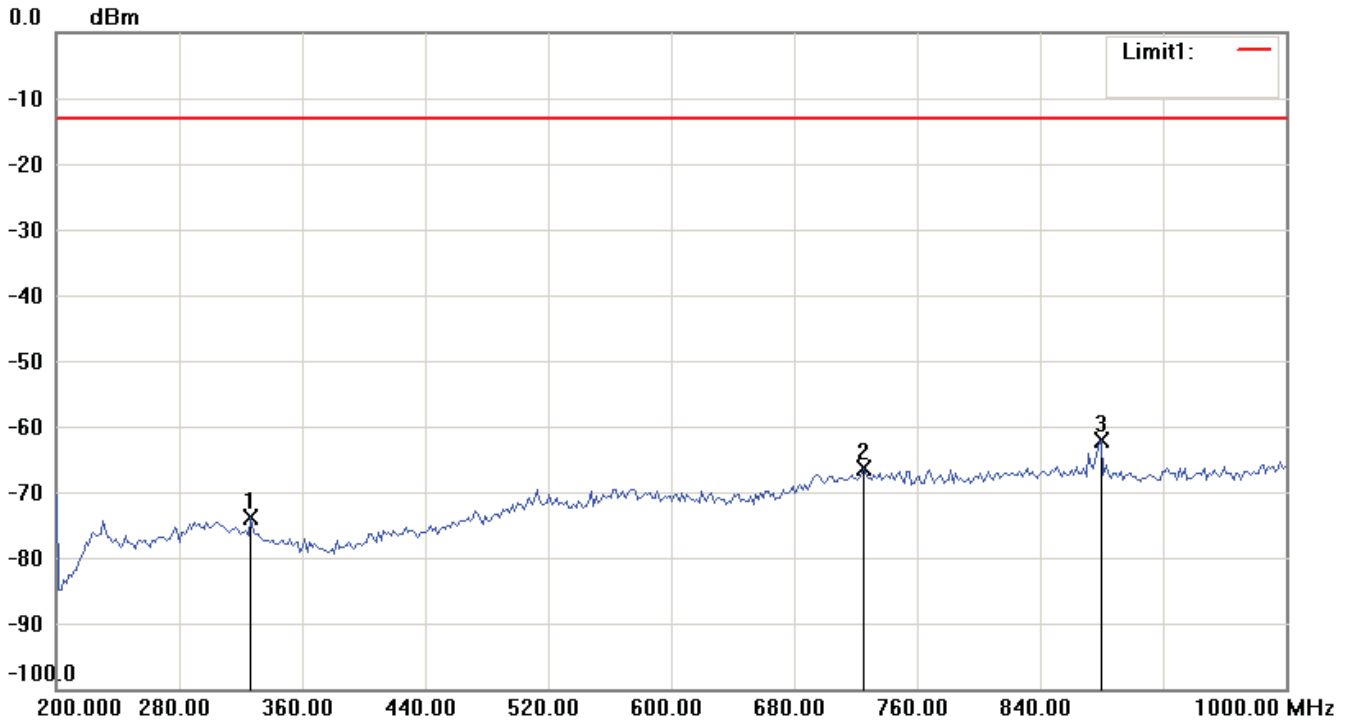
Note:

1. The attached measurement plots are preliminarily pre-scanned with peak detector for determining the final checking frequencies and are for reference only.
2. The some frequencies may exceed the limit line without the specified detectors, but that cannot present the results are failed to the specification of test standard.
3. For corrected test results are listed in the relevant table of radiated test data of this test report.



Report Number: W6M21212-12939-P-2224

FCC ID: GX9CTC10523G



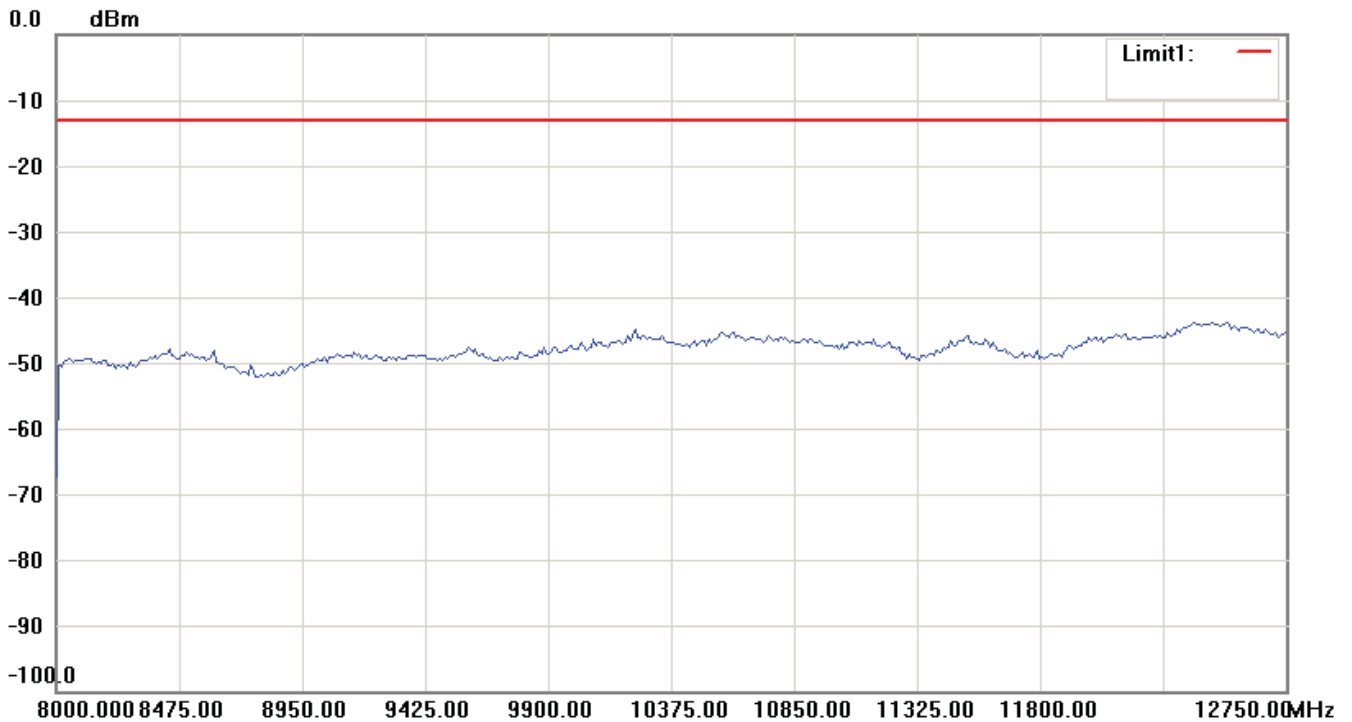
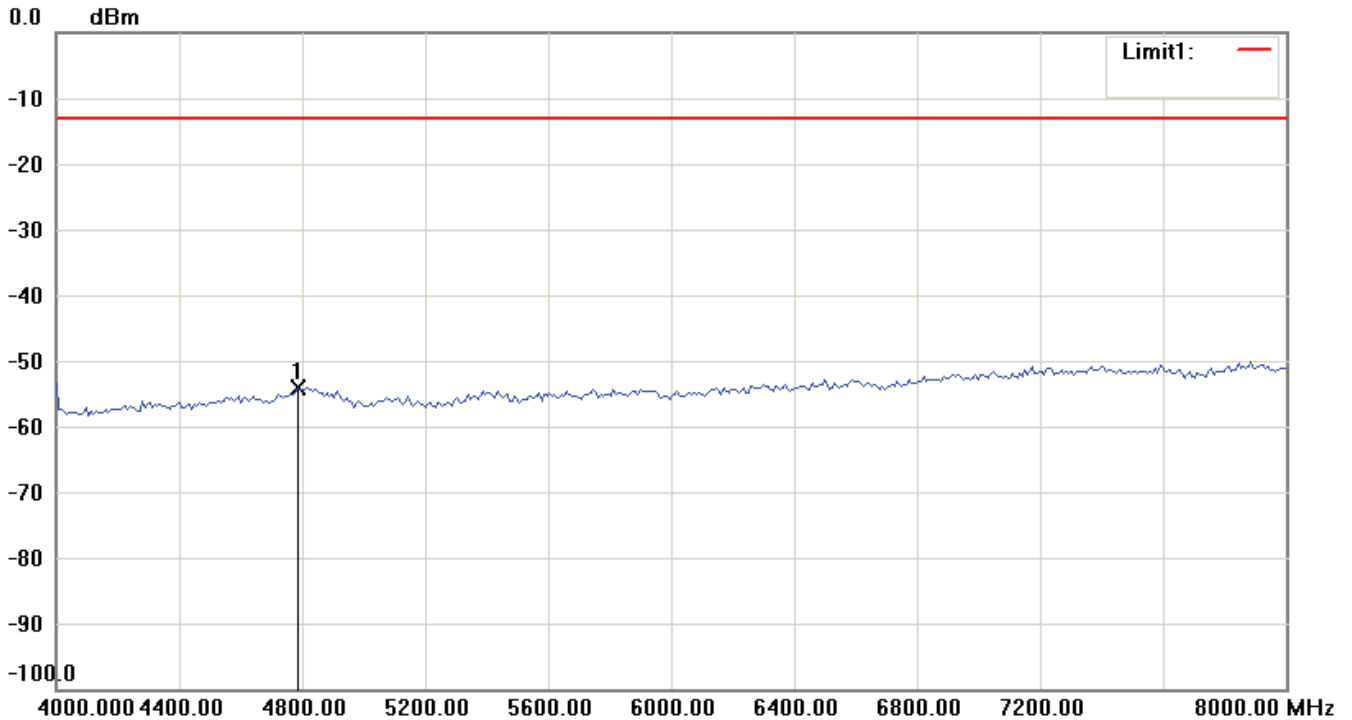
Note:

1. The attached measurement plots are preliminarily pre-scanned with peak detector for determining the final checking frequencies and are for reference only.
2. The some frequencies may exceed the limit line without the specified detectors, but that cannot present the results are failed to the specification of test standard.
3. For corrected test results are listed in the relevant table of radiated test data of this test report.




Report Number: W6M21212-12939-P-2224

FCC ID: GX9CTC10523G



Note:

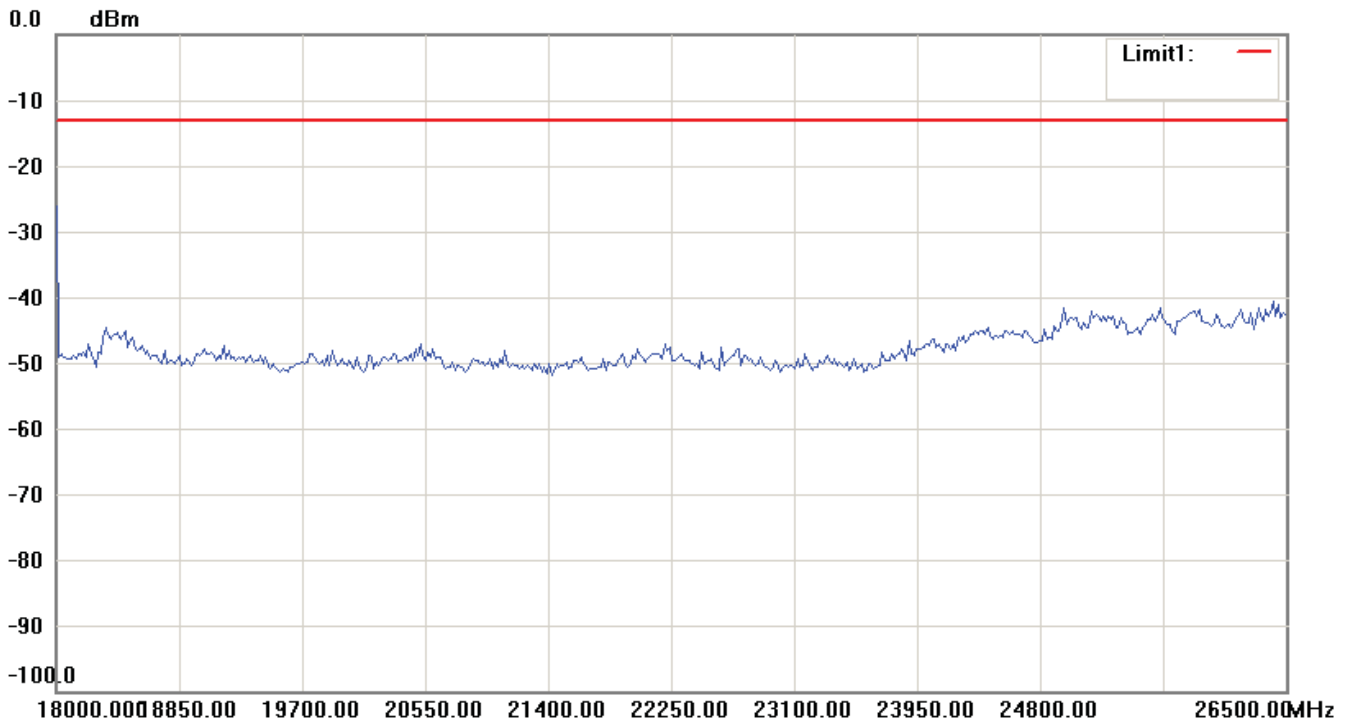
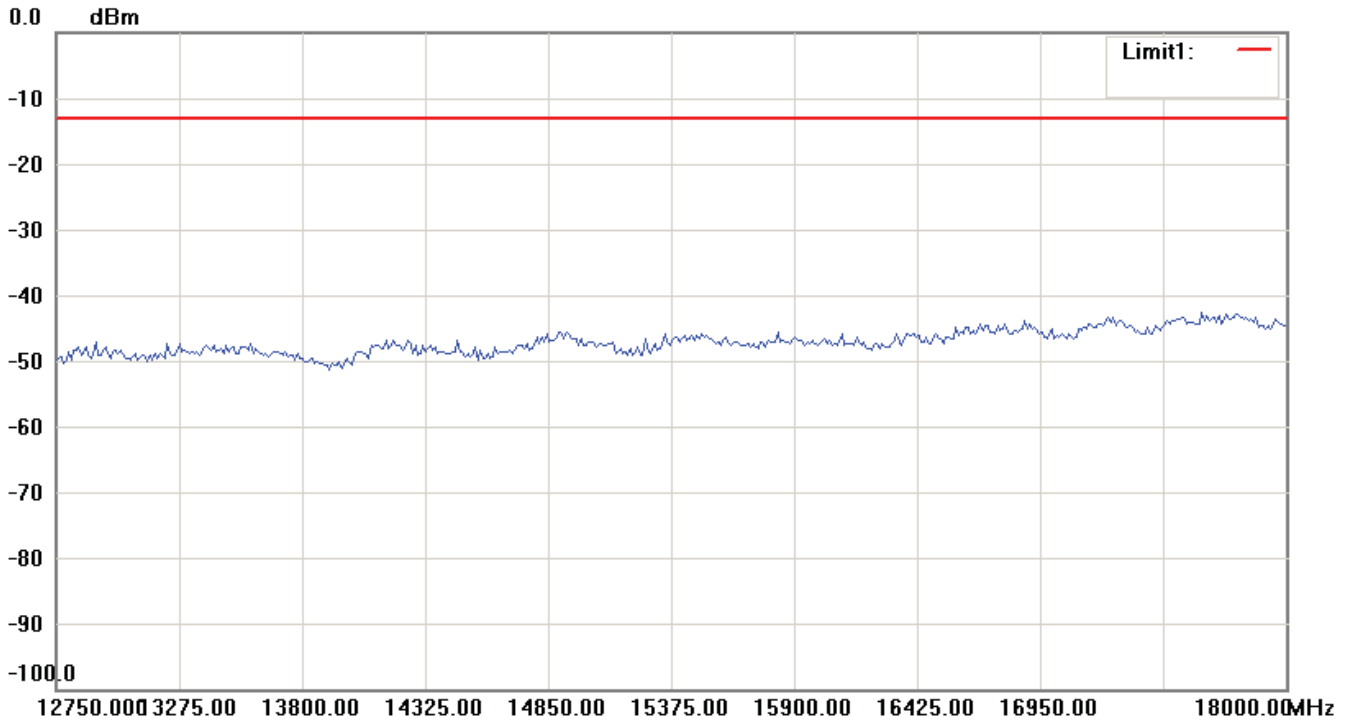
1. The attached measurement plots are preliminarily pre-scanned with peak detector for determining the final checking frequencies and are for reference only.
2. The some frequencies may exceed the limit line without the specified detectors, but that cannot present the results are failed to the specification of test standard.
3. For corrected test results are listed in the relevant table of radiated test data of this test report.



Worldwide Testing Services(Taiwan) Co., Ltd.

Report Number: W6M21212-12939-P-2224

FCC ID: GX9CTC10523G



Note:

1. The attached measurement plots are preliminarily pre-scanned with peak detector for determining the final checking frequencies and are for reference only.
2. The some frequencies may exceed the limit line without the specified detectors, but that cannot present the results are failed to the specification of test standard.
3. For corrected test results are listed in the relevant table of radiated test data of this test report.

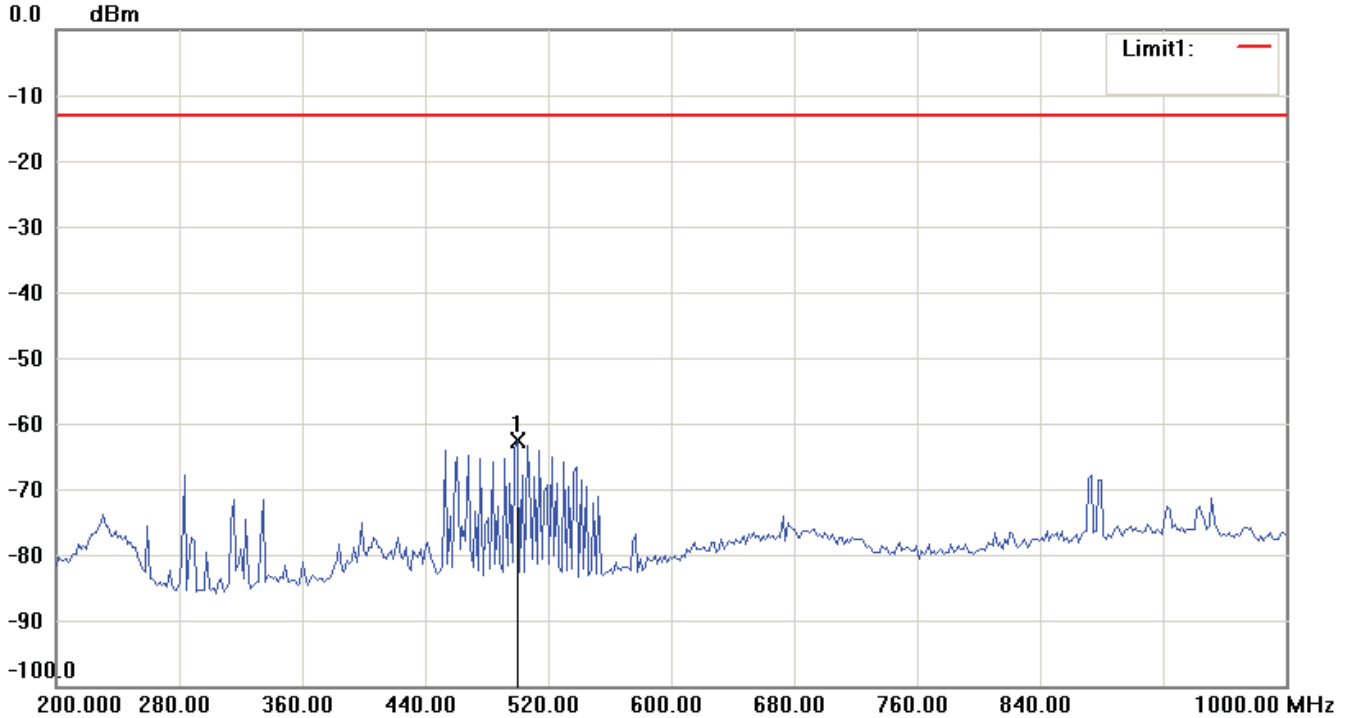
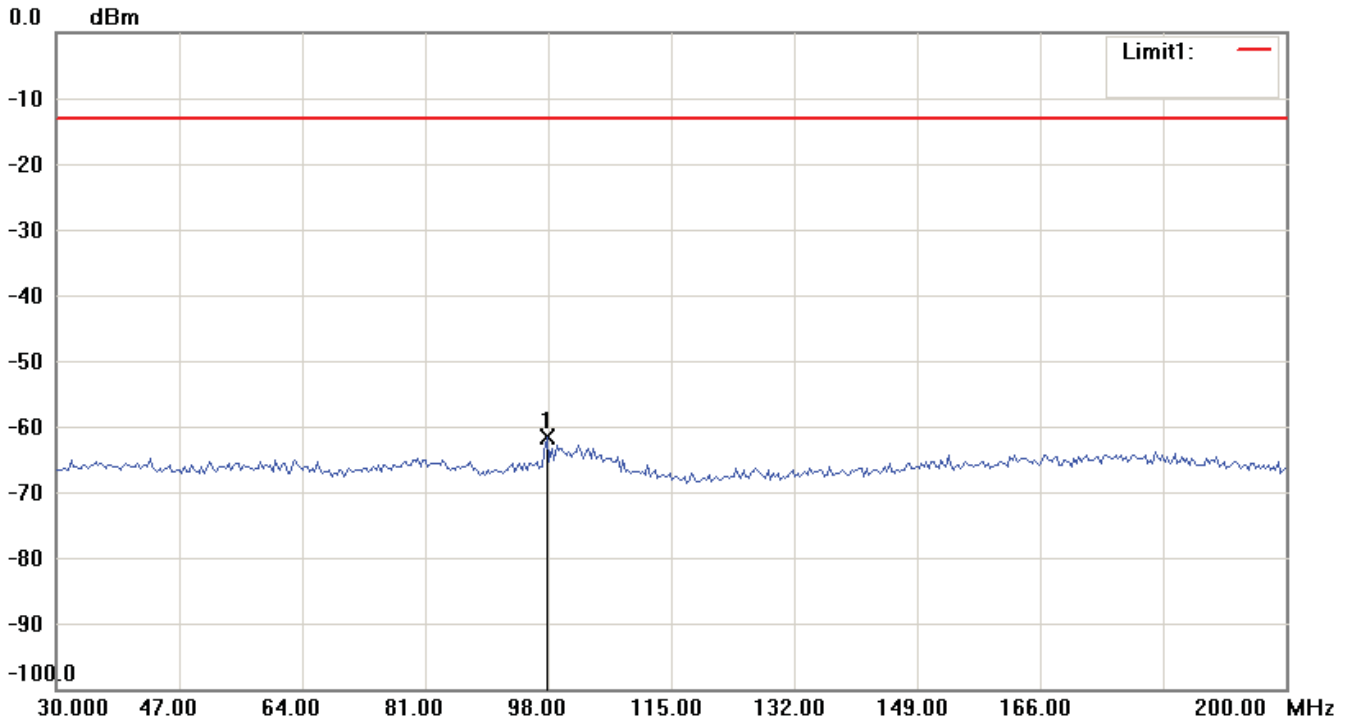


Report Number: W6M21212-12939-P-2224

FCC ID: GX9CTC10523G

Band II_CH 9538_9 V

Antenna Polarization H



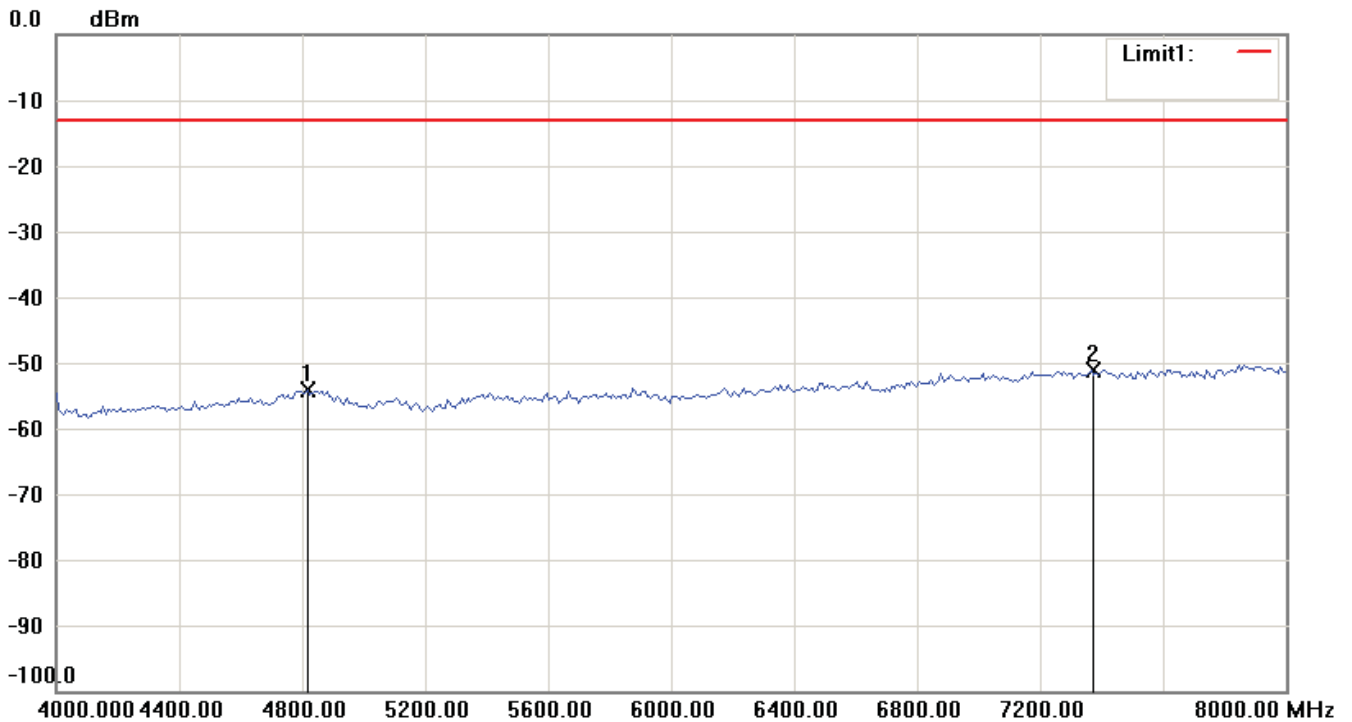
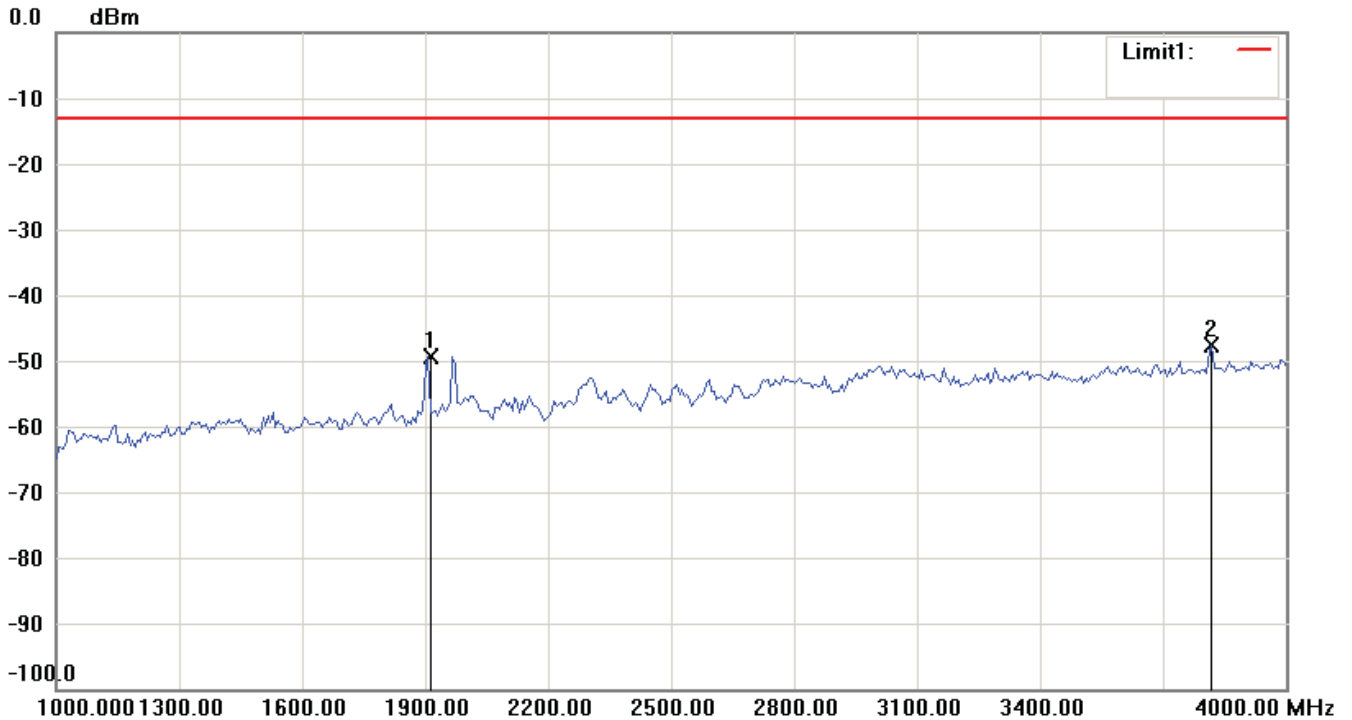
Note:

1. The attached measurement plots are preliminarily pre-scanned with peak detector for determining the final checking frequencies and are for reference only.
2. The some frequencies may exceed the limit line without the specified detectors, but that cannot present the results are failed to the specification of test standard.
3. For corrected test results are listed in the relevant table of radiated test data of this test report.




Report Number: W6M21212-12939-P-2224

FCC ID: GX9CTC10523G



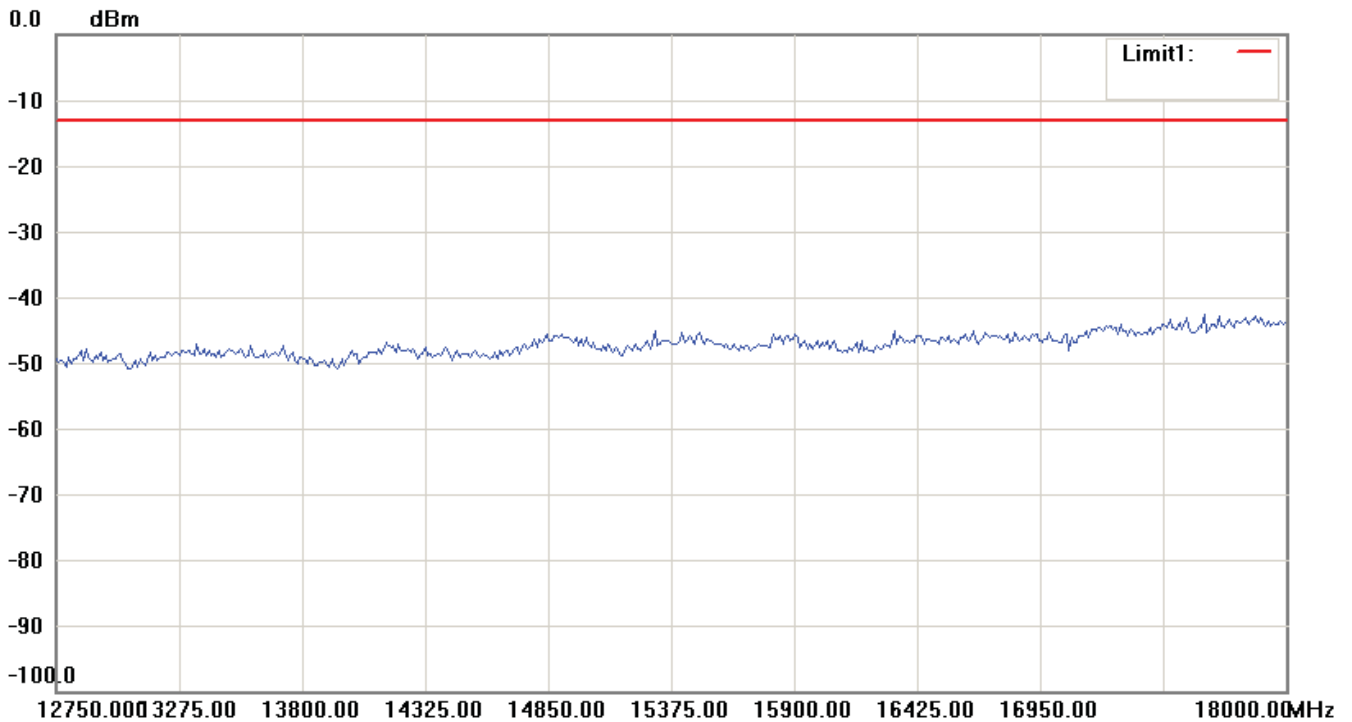
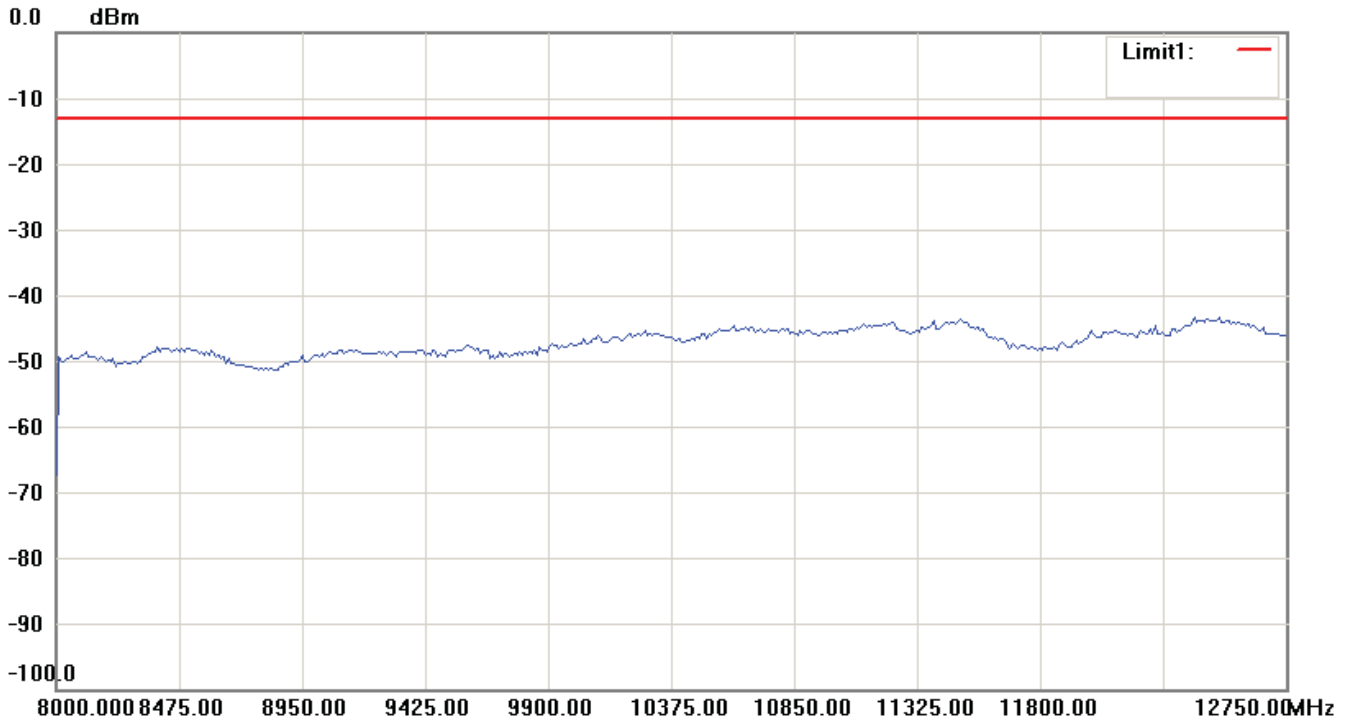
Note:

1. The attached measurement plots are preliminarily pre-scanned with peak detector for determining the final checking frequencies and are for reference only.
2. The some frequencies may exceed the limit line without the specified detectors, but that cannot present the results are failed to the specification of test standard.
3. For corrected test results are listed in the relevant table of radiated test data of this test report.




Report Number: W6M21212-12939-P-2224

FCC ID: GX9CTC10523G



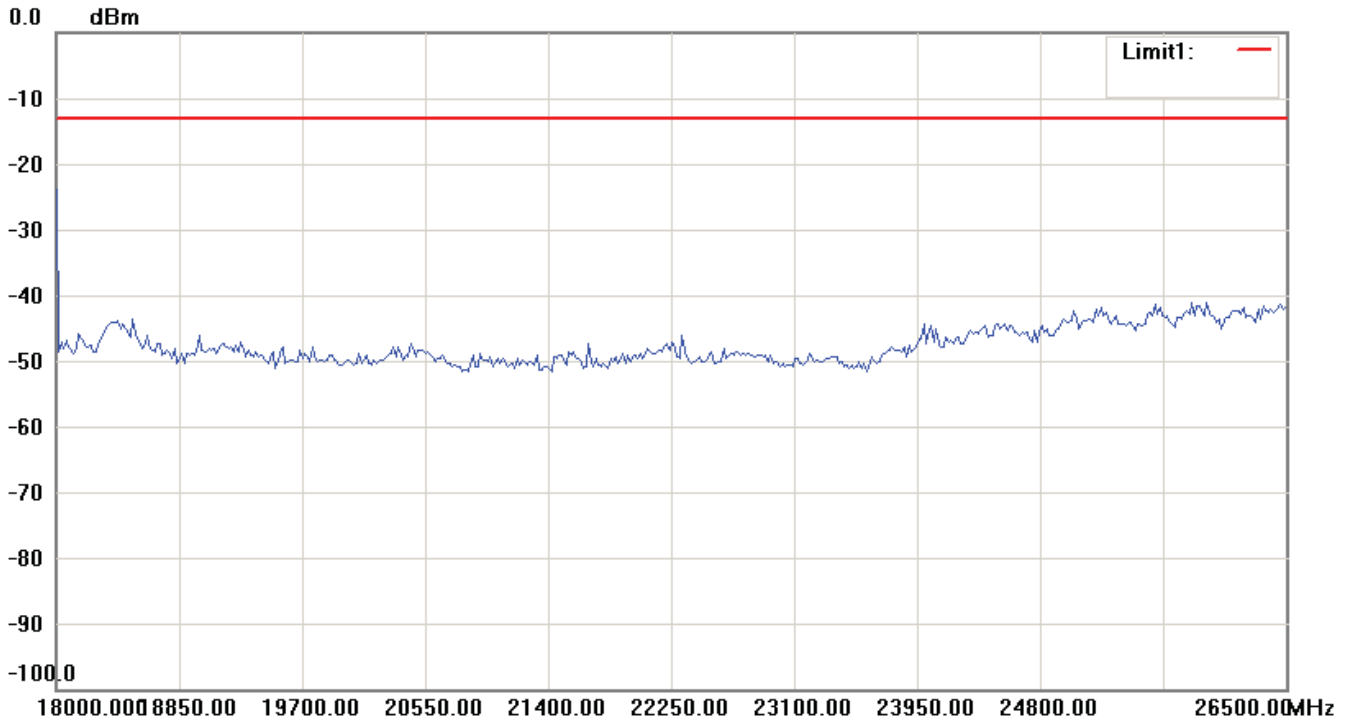
Note:

1. The attached measurement plots are preliminarily pre-scanned with peak detector for determining the final checking frequencies and are for reference only.
2. The some frequencies may exceed the limit line without the specified detectors, but that cannot present the results are failed to the specification of test standard.
3. For corrected test results are listed in the relevant table of radiated test data of this test report.

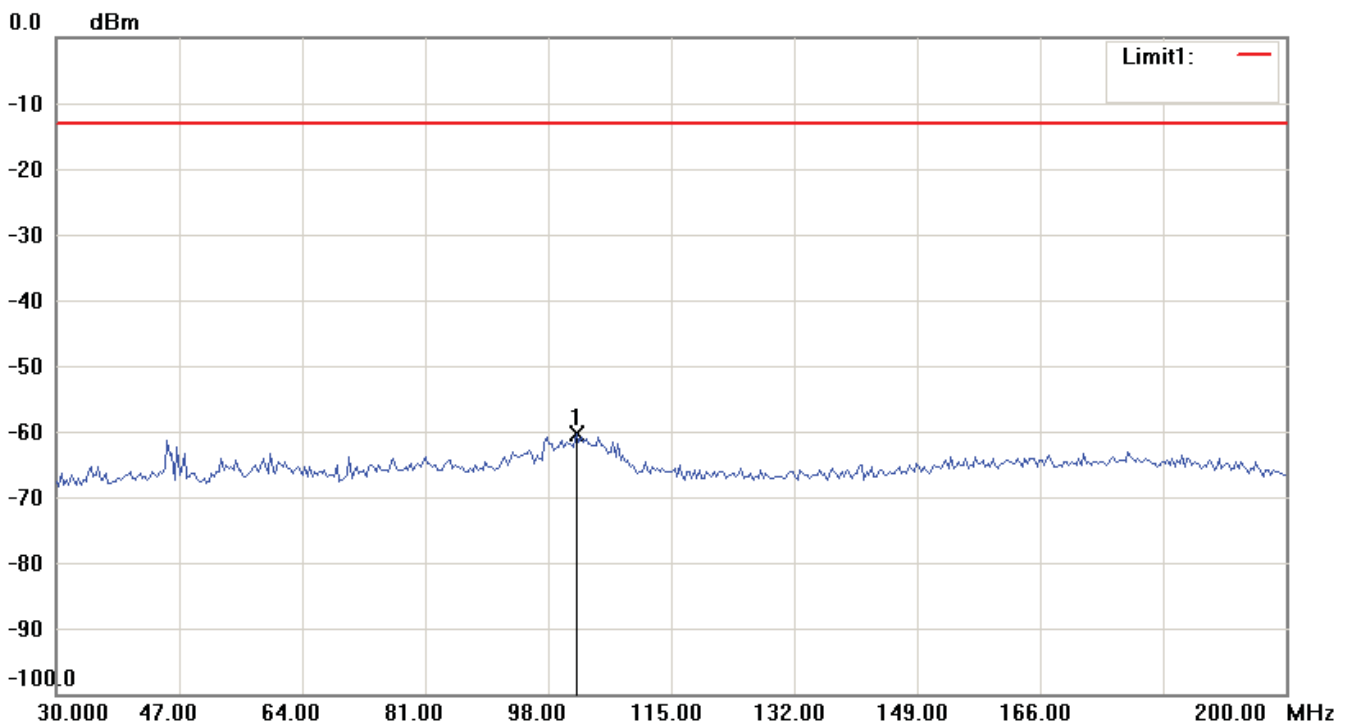


Report Number: W6M21212-12939-P-2224

FCC ID: GX9CTC10523G




Antenna Polarization V



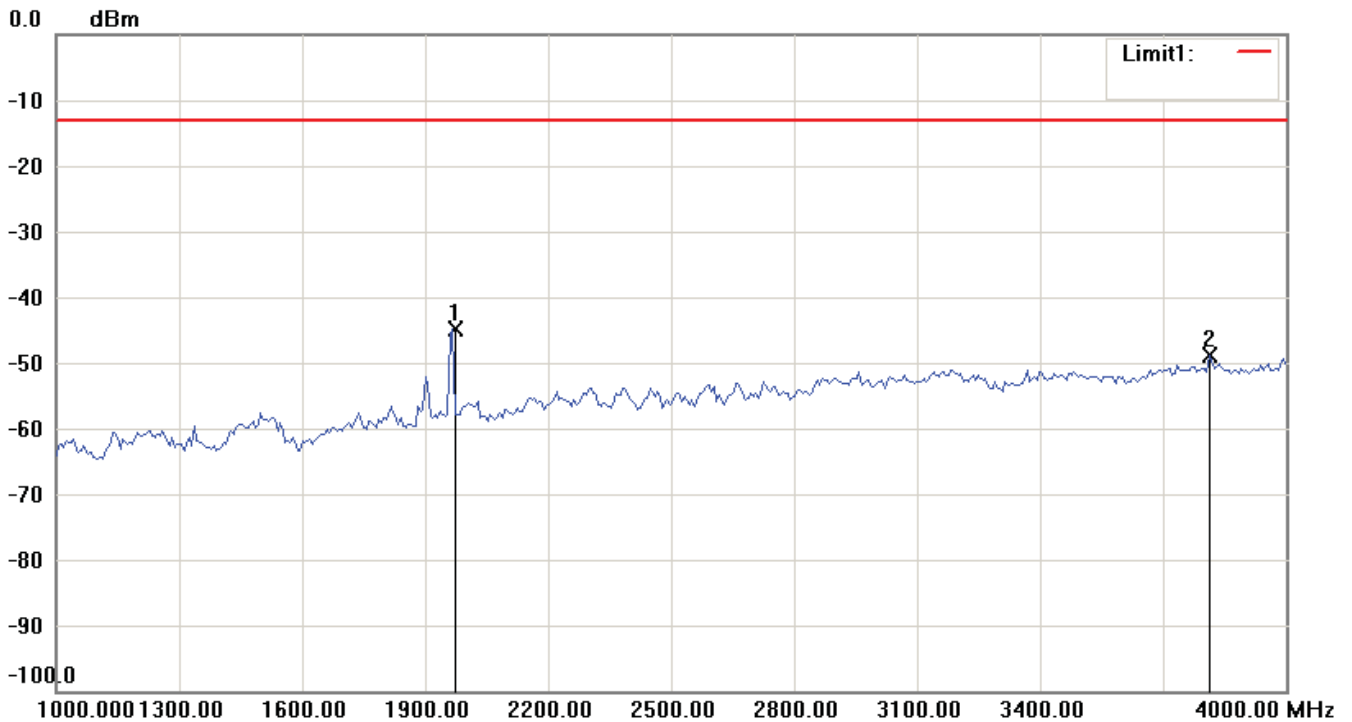
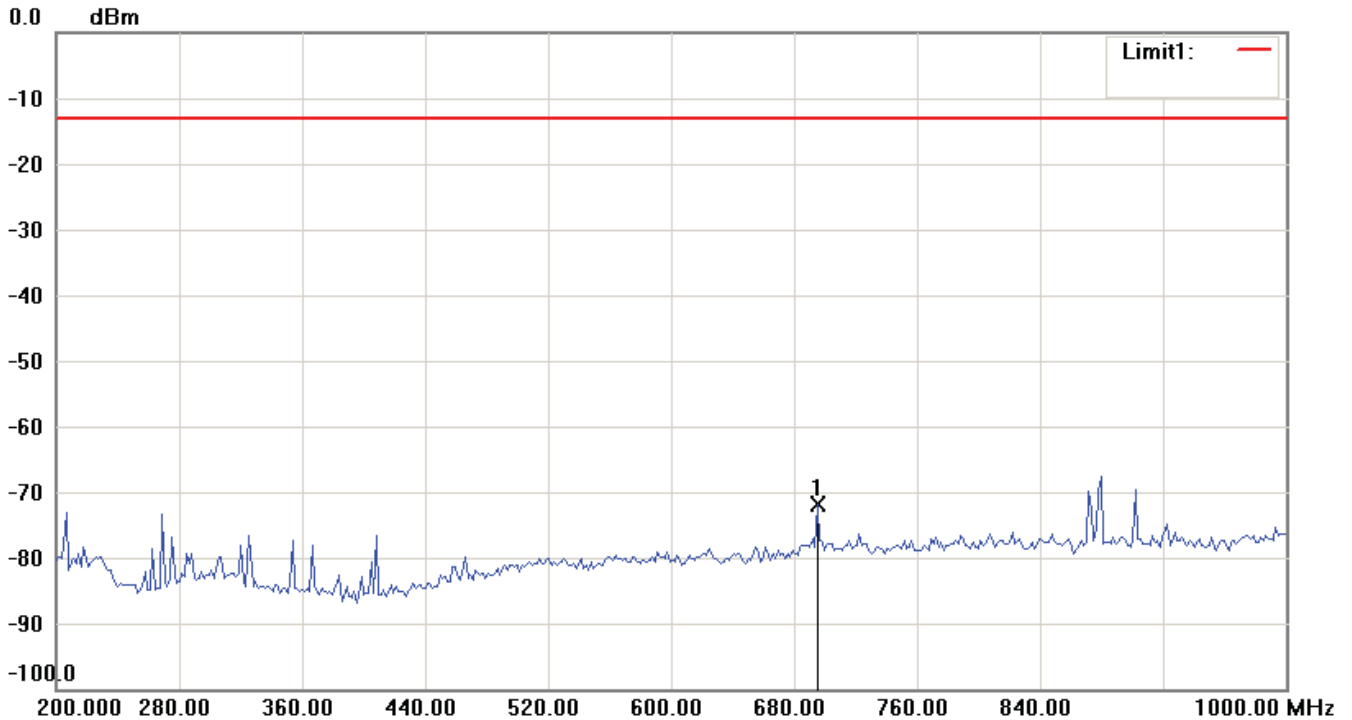
Note:

1. The attached measurement plots are preliminarily pre-scanned with peak detector for determining the final checking frequencies and are for reference only.
2. The some frequencies may exceed the limit line without the specified detectors, but that cannot present the results are failed to the specification of test standard.
3. For corrected test results are listed in the relevant table of radiated test data of this test report.




Report Number: W6M21212-12939-P-2224

FCC ID: GX9CTC10523G



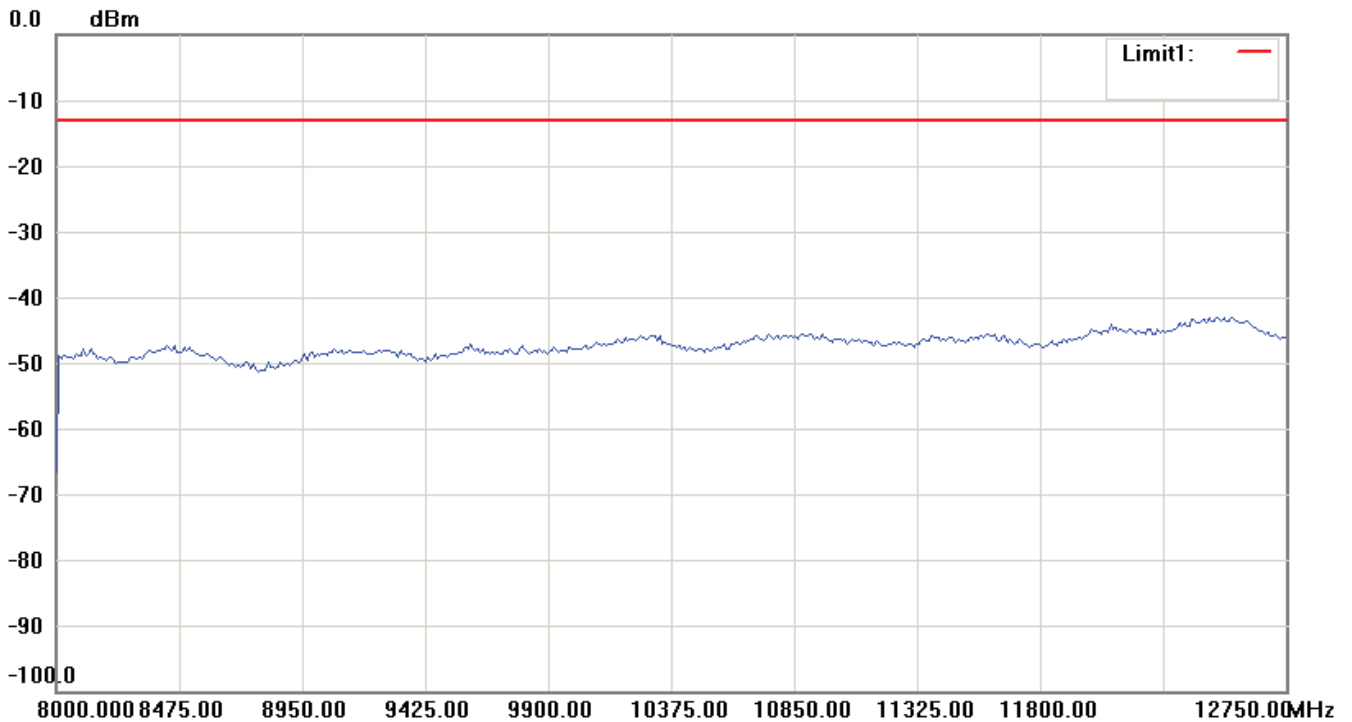
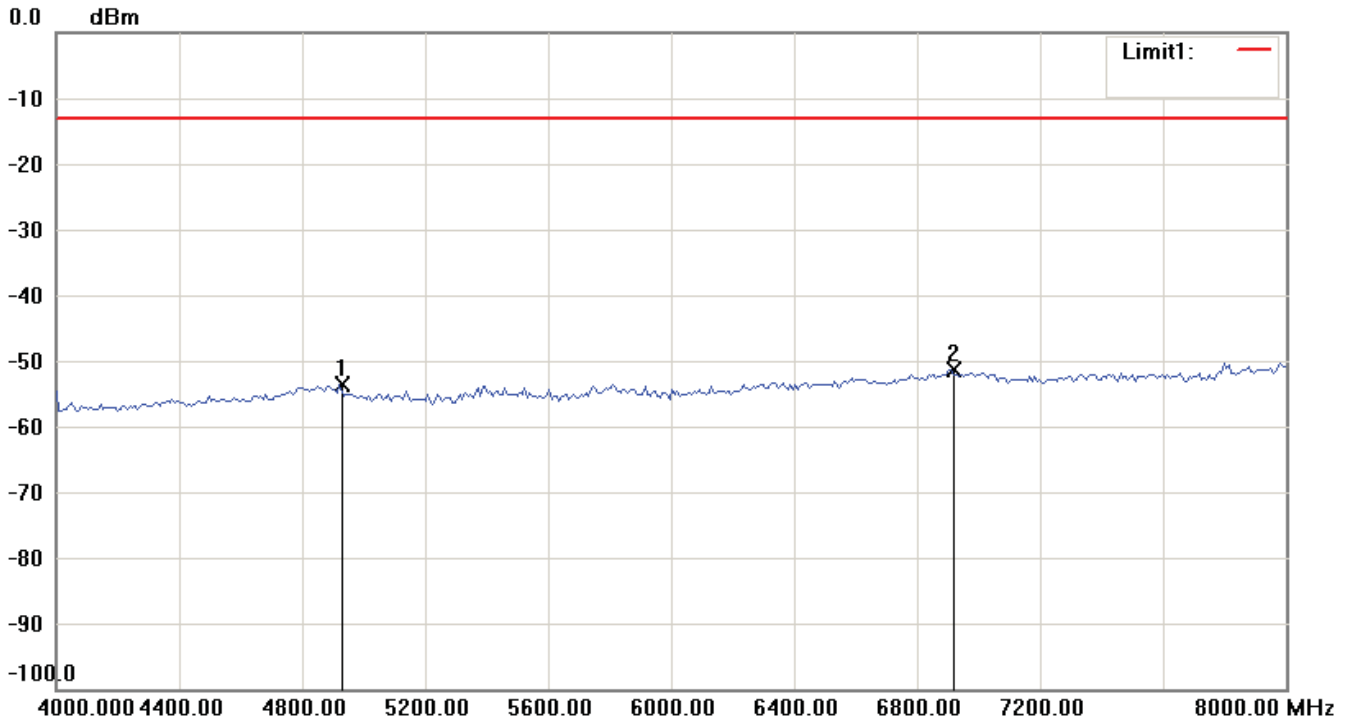
Note:

1. The attached measurement plots are preliminarily pre-scanned with peak detector for determining the final checking frequencies and are for reference only.
2. The some frequencies may exceed the limit line without the specified detectors, but that cannot present the results are failed to the specification of test standard.
3. For corrected test results are listed in the relevant table of radiated test data of this test report.



Report Number: W6M21212-12939-P-2224

FCC ID: GX9CTC10523G



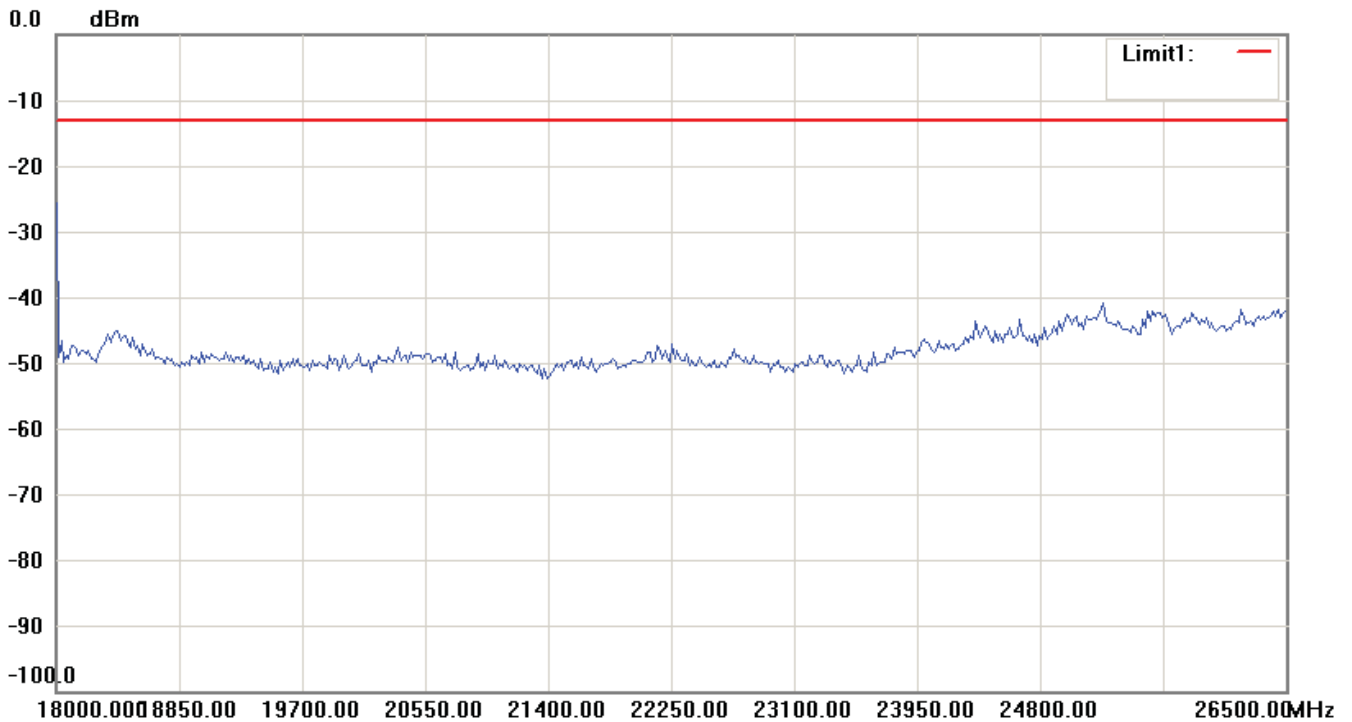
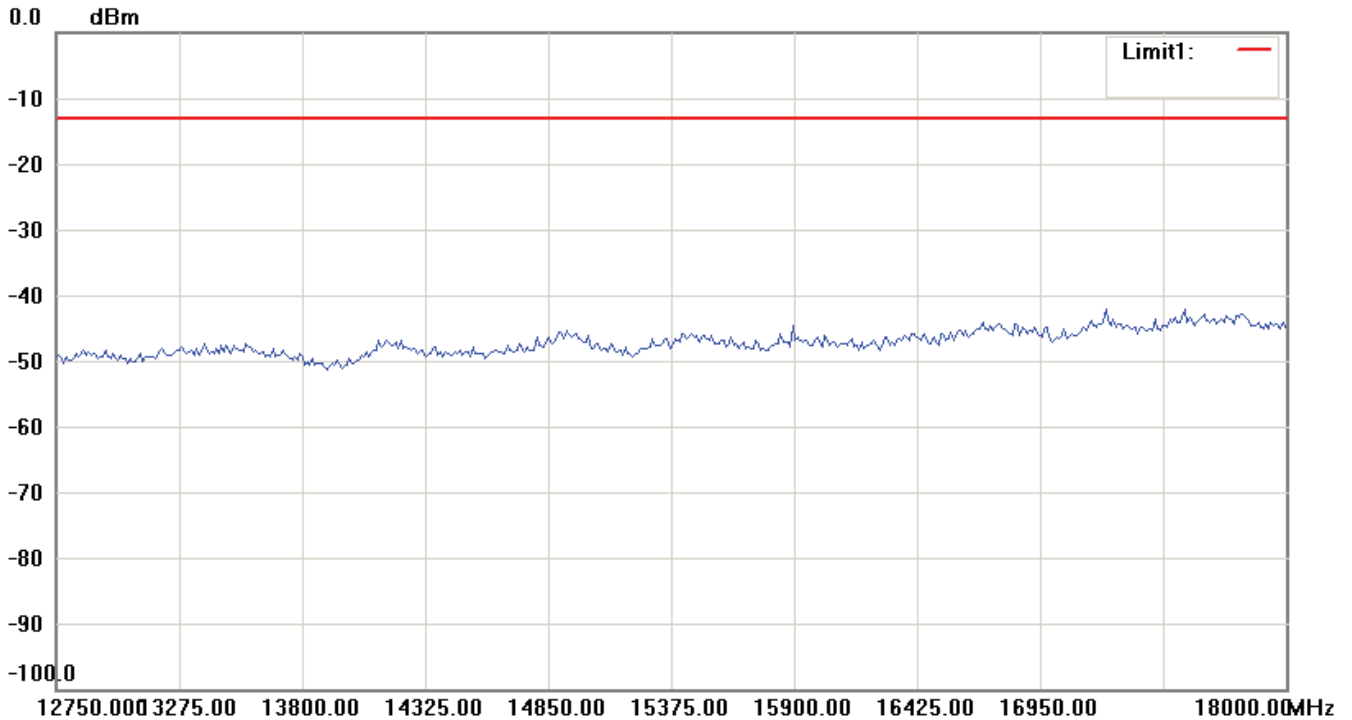
Note:

1. The attached measurement plots are preliminarily pre-scanned with peak detector for determining the final checking frequencies and are for reference only.
2. The some frequencies may exceed the limit line without the specified detectors, but that cannot present the results are failed to the specification of test standard.
3. For corrected test results are listed in the relevant table of radiated test data of this test report.




Report Number: W6M21212-12939-P-2224

FCC ID: GX9CTC10523G



Note:

1. The attached measurement plots are preliminarily pre-scanned with peak detector for determining the final checking frequencies and are for reference only.
2. The some frequencies may exceed the limit line without the specified detectors, but that cannot present the results are failed to the specification of test standard.
3. For corrected test results are listed in the relevant table of radiated test data of this test report.



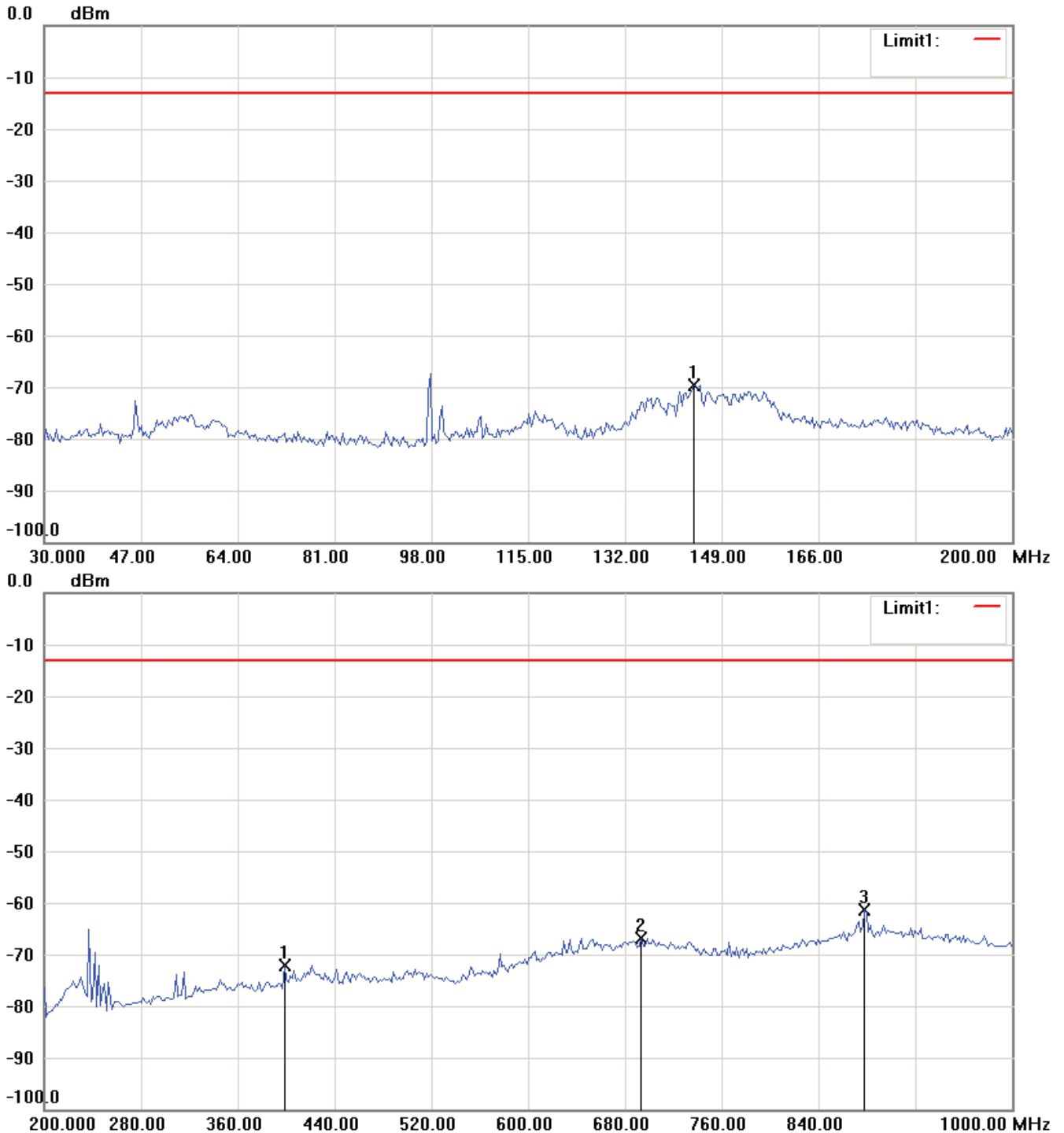
Worldwide Testing Services(Taiwan) Co., Ltd.

Report Number: W6M21212-12939-P-2224

FCC ID: GX9CTC10523G


Band II_CH 9538_8.1 V

Antenna Polarization H



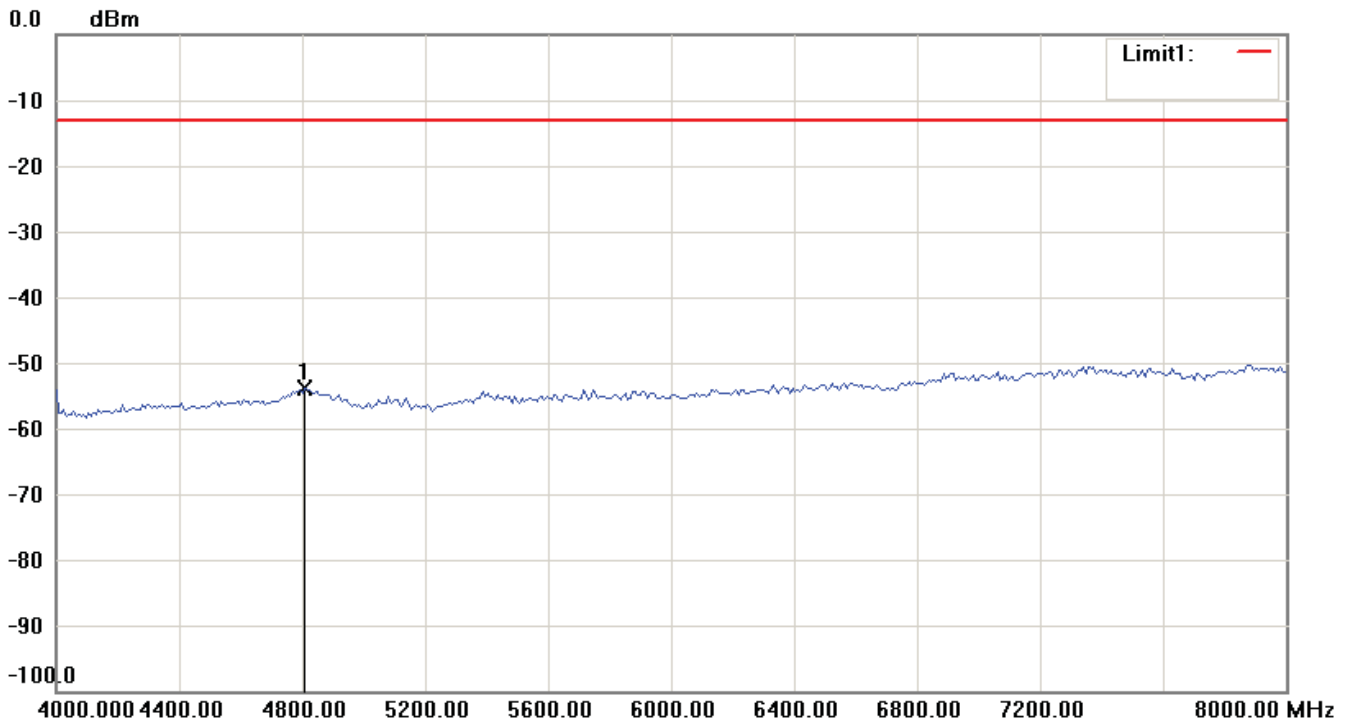
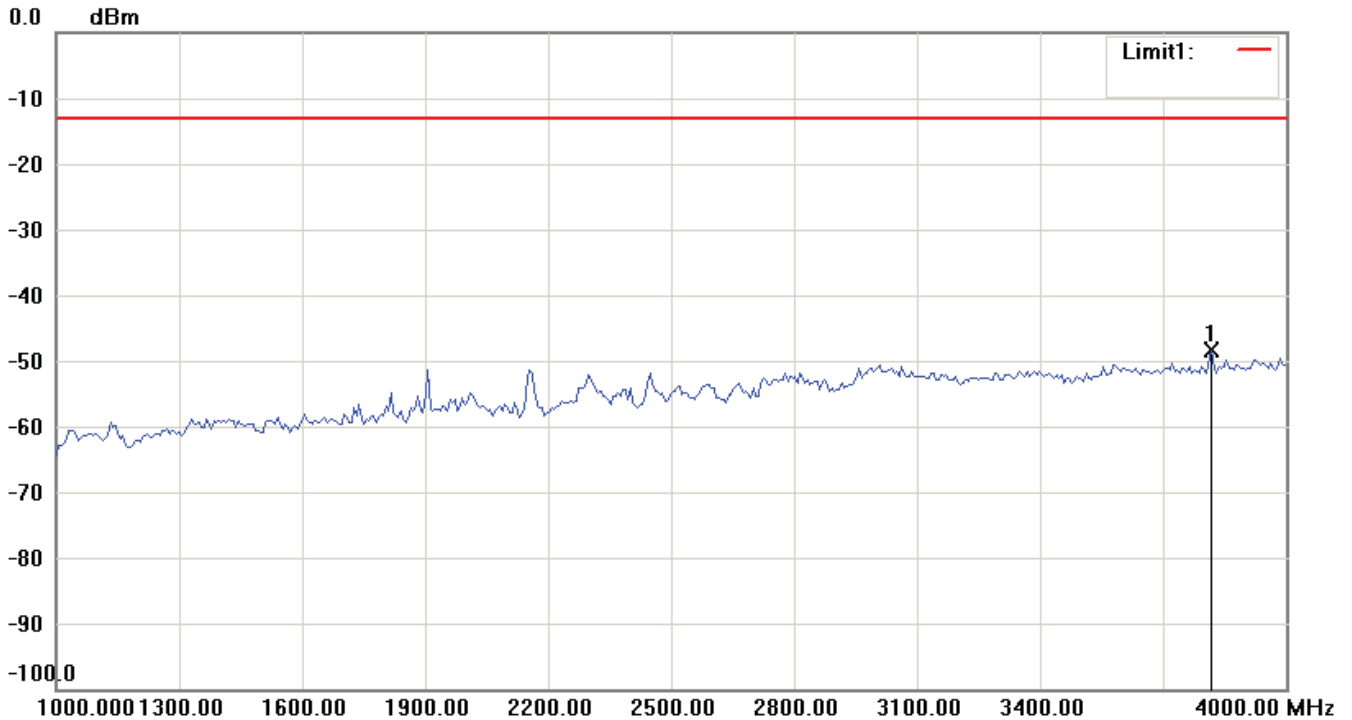
Note:

1. The attached measurement plots are preliminarily pre-scanned with peak detector for determining the final checking frequencies and are for reference only.
2. The some frequencies may exceed the limit line without the specified detectors, but that cannot present the results are failed to the specification of test standard.
3. For corrected test results are listed in the relevant table of radiated test data of this test report.



Report Number: W6M21212-12939-P-2224

FCC ID: GX9CTC10523G



Note:

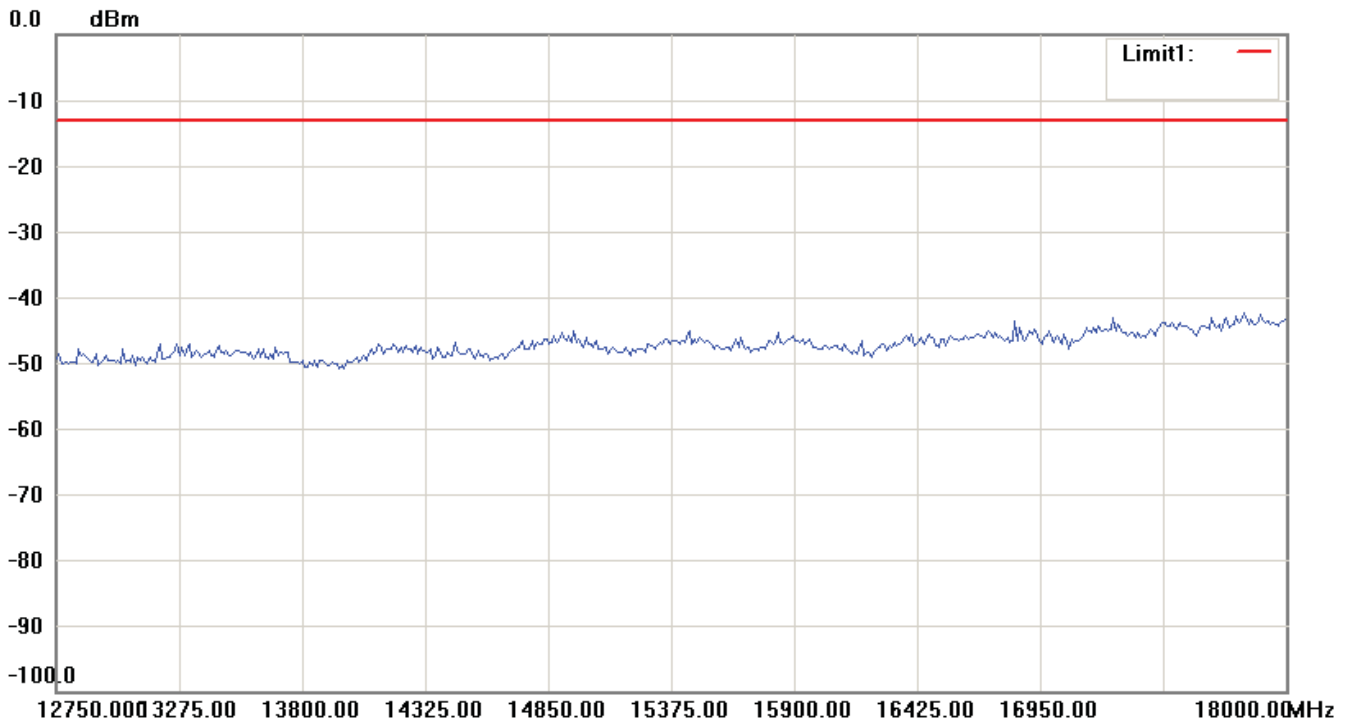
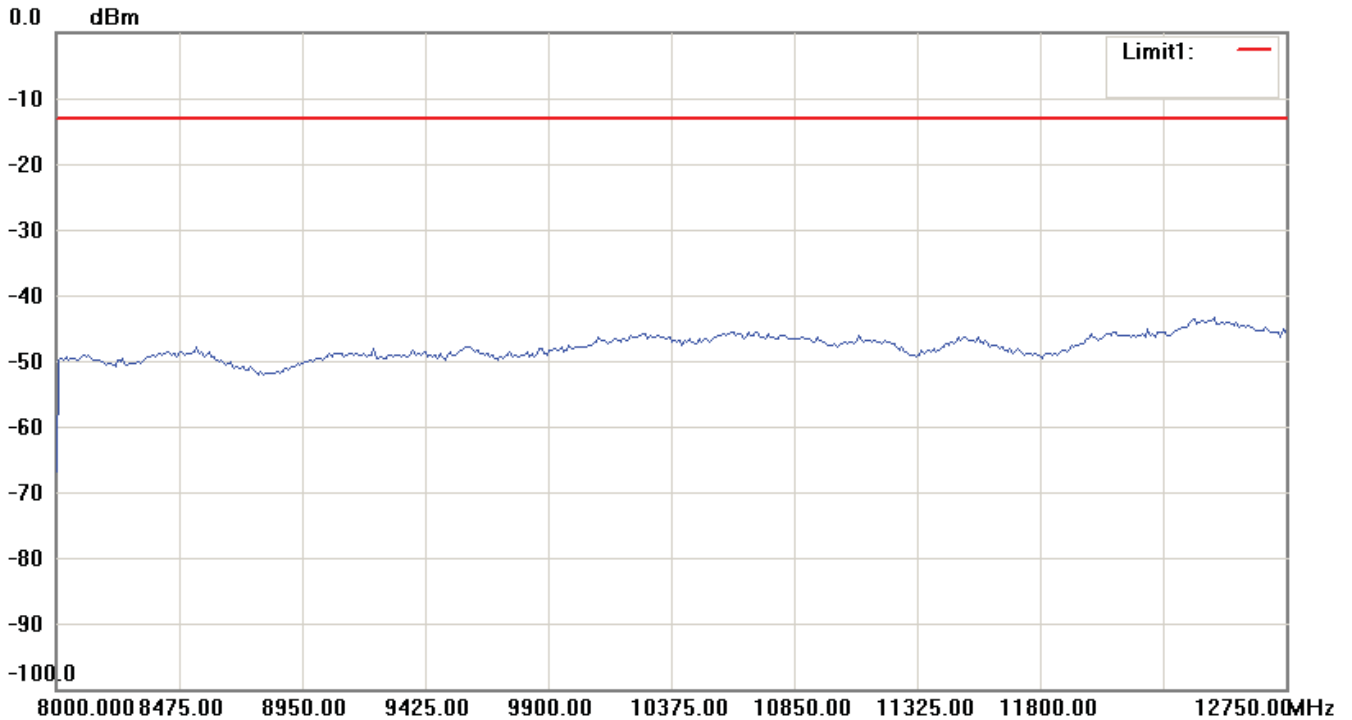
1. The attached measurement plots are preliminarily pre-scanned with peak detector for determining the final checking frequencies and are for reference only.
2. The some frequencies may exceed the limit line without the specified detectors, but that cannot present the results are failed to the specification of test standard.
3. For corrected test results are listed in the relevant table of radiated test data of this test report.



Worldwide Testing Services(Taiwan) Co., Ltd.


Report Number: W6M21212-12939-P-2224

FCC ID: GX9CTC10523G



Note:

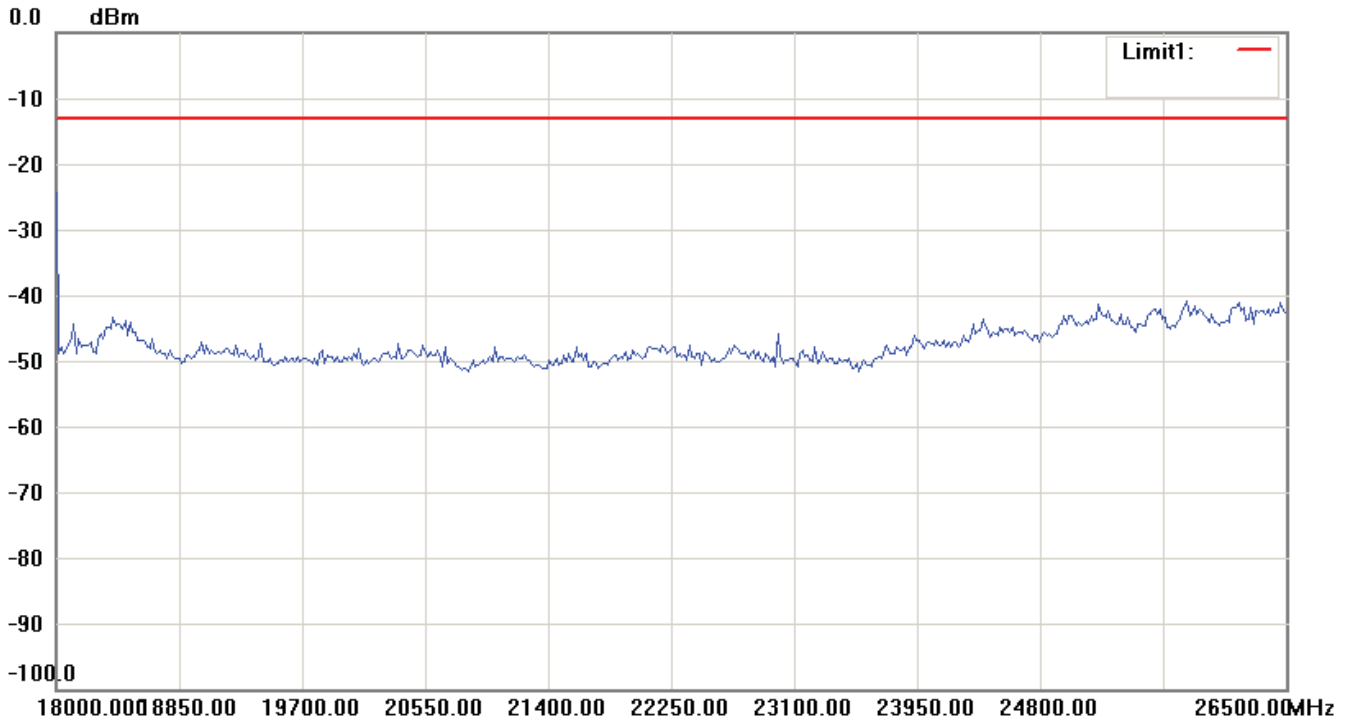
1. The attached measurement plots are preliminarily pre-scanned with peak detector for determining the final checking frequencies and are for reference only.
2. The some frequencies may exceed the limit line without the specified detectors, but that cannot present the results are failed to the specification of test standard.
3. For corrected test results are listed in the relevant table of radiated test data of this test report.



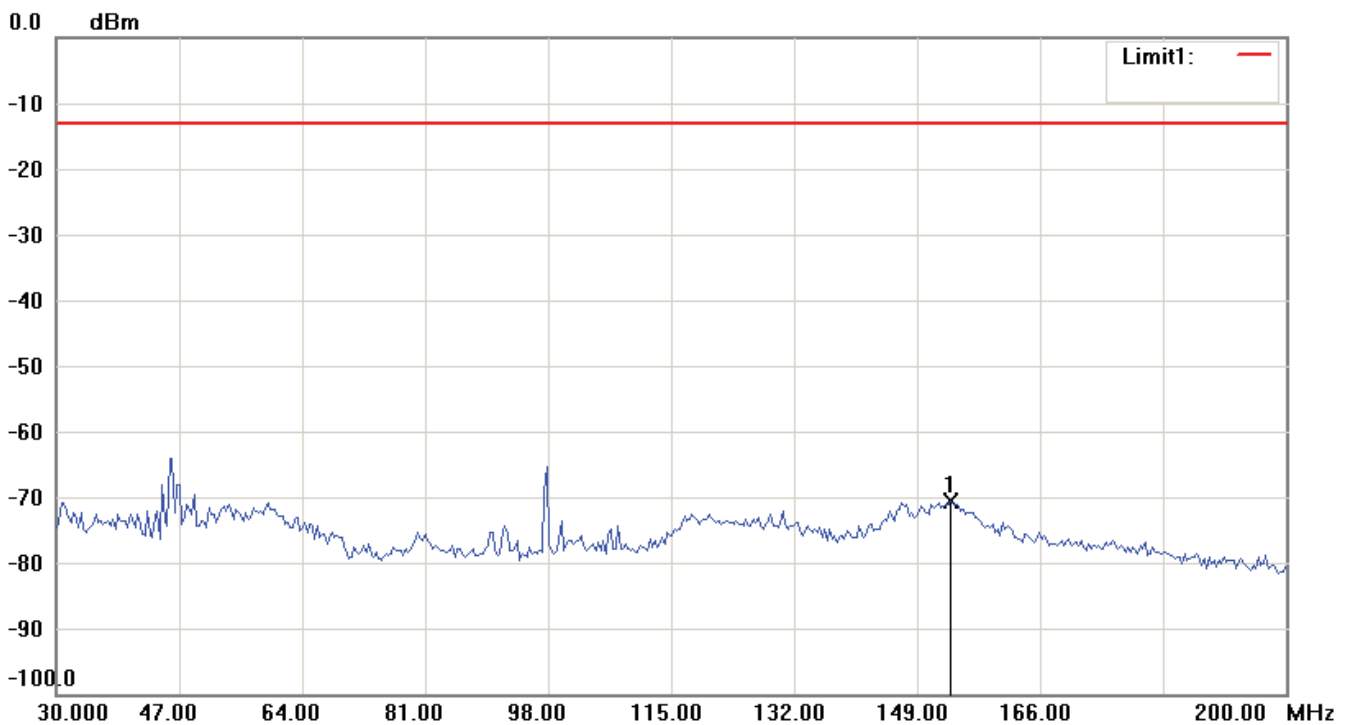
Worldwide Testing Services(Taiwan) Co., Ltd.

Report Number: W6M21212-12939-P-2224

FCC ID: GX9CTC10523G




Antenna Polarization V



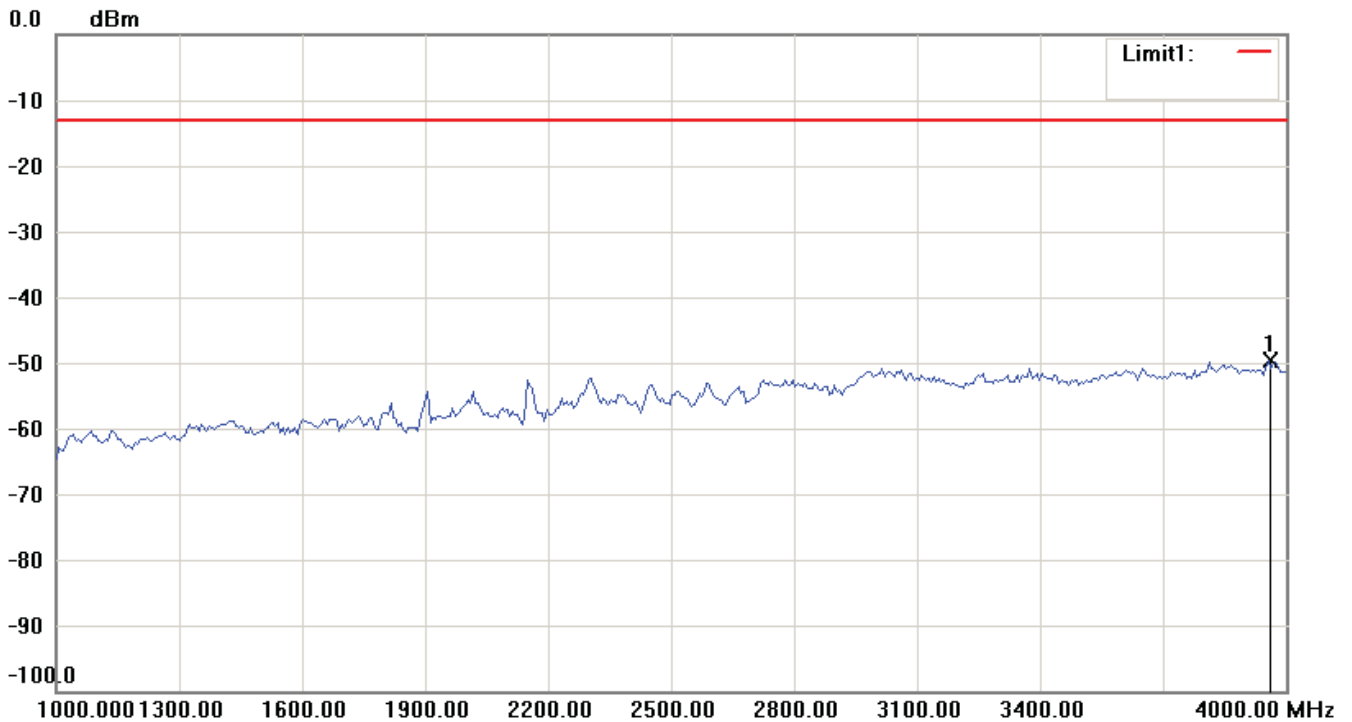
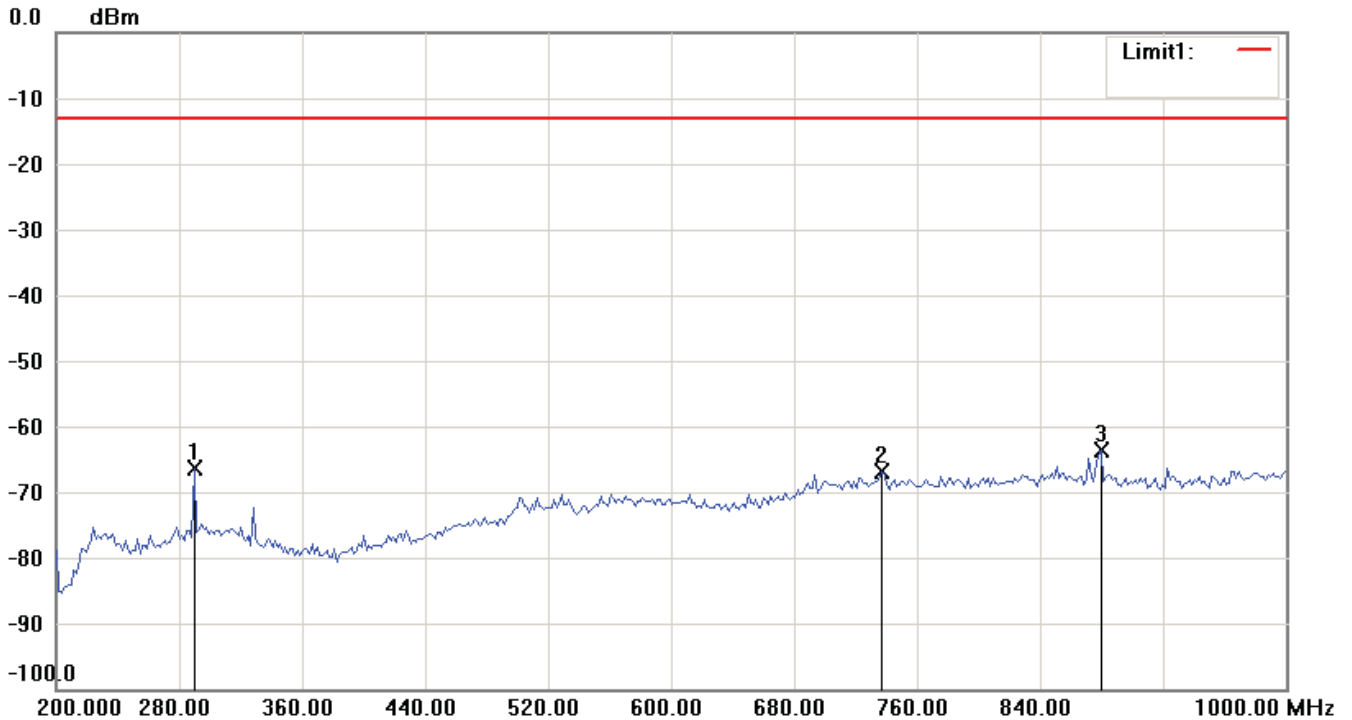
Note:

1. The attached measurement plots are preliminarily pre-scanned with peak detector for determining the final checking frequencies and are for reference only.
2. The some frequencies may exceed the limit line without the specified detectors, but that cannot present the results are failed to the specification of test standard.
3. For corrected test results are listed in the relevant table of radiated test data of this test report.




Report Number: W6M21212-12939-P-2224

FCC ID: GX9CTC10523G



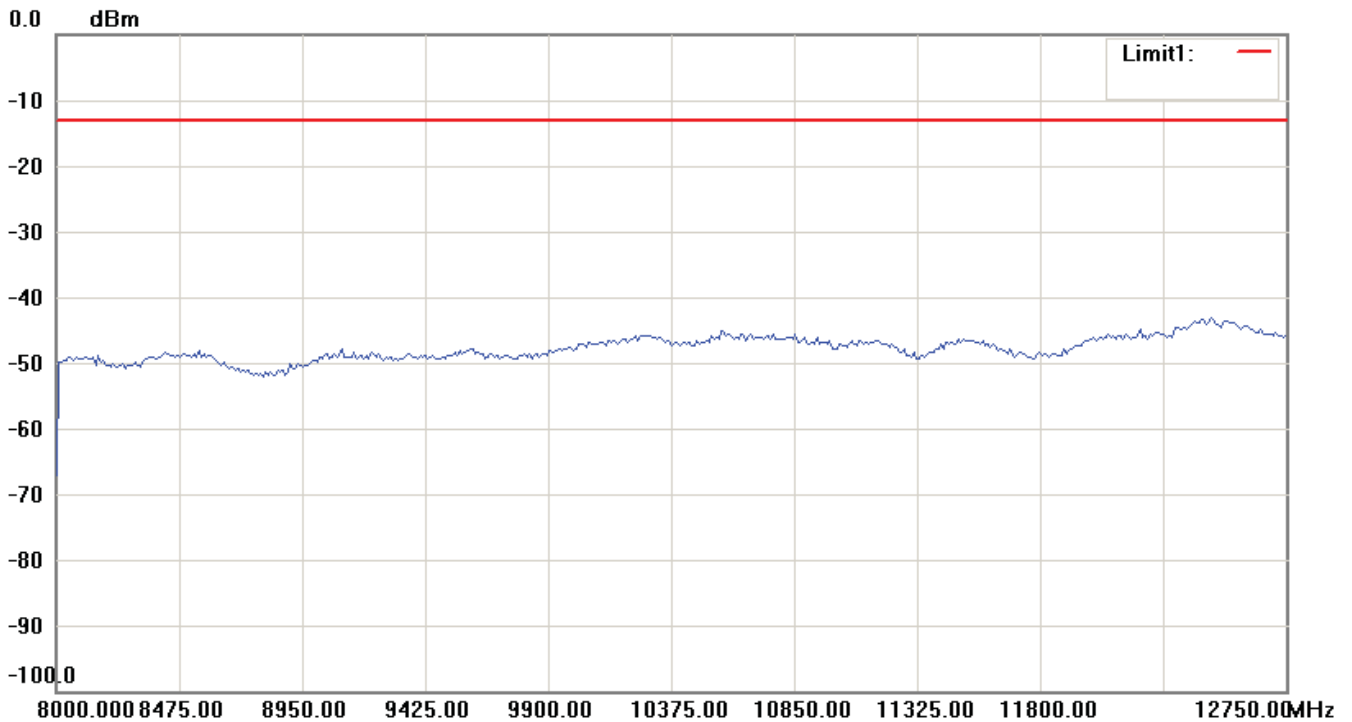
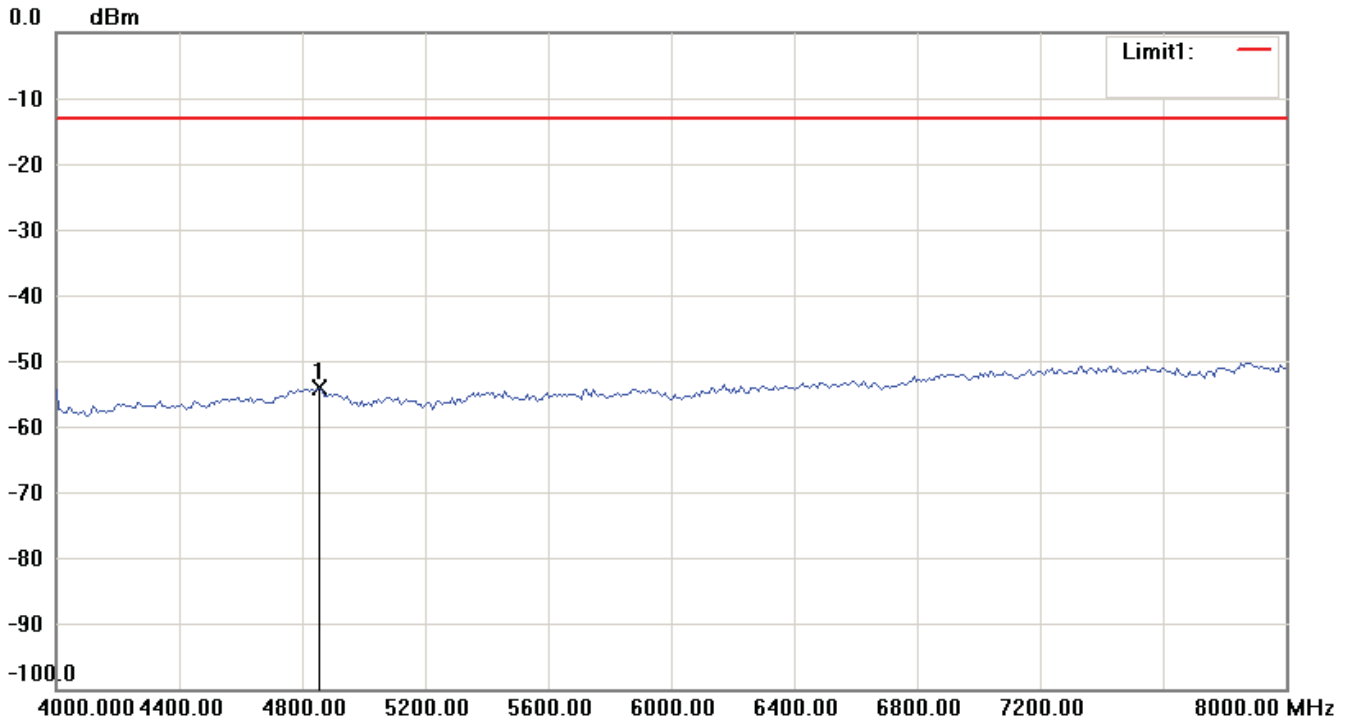
Note:

1. The attached measurement plots are preliminarily pre-scanned with peak detector for determining the final checking frequencies and are for reference only.
2. The some frequencies may exceed the limit line without the specified detectors, but that cannot present the results are failed to the specification of test standard.
3. For corrected test results are listed in the relevant table of radiated test data of this test report.




Report Number: W6M21212-12939-P-2224

FCC ID: GX9CTC10523G



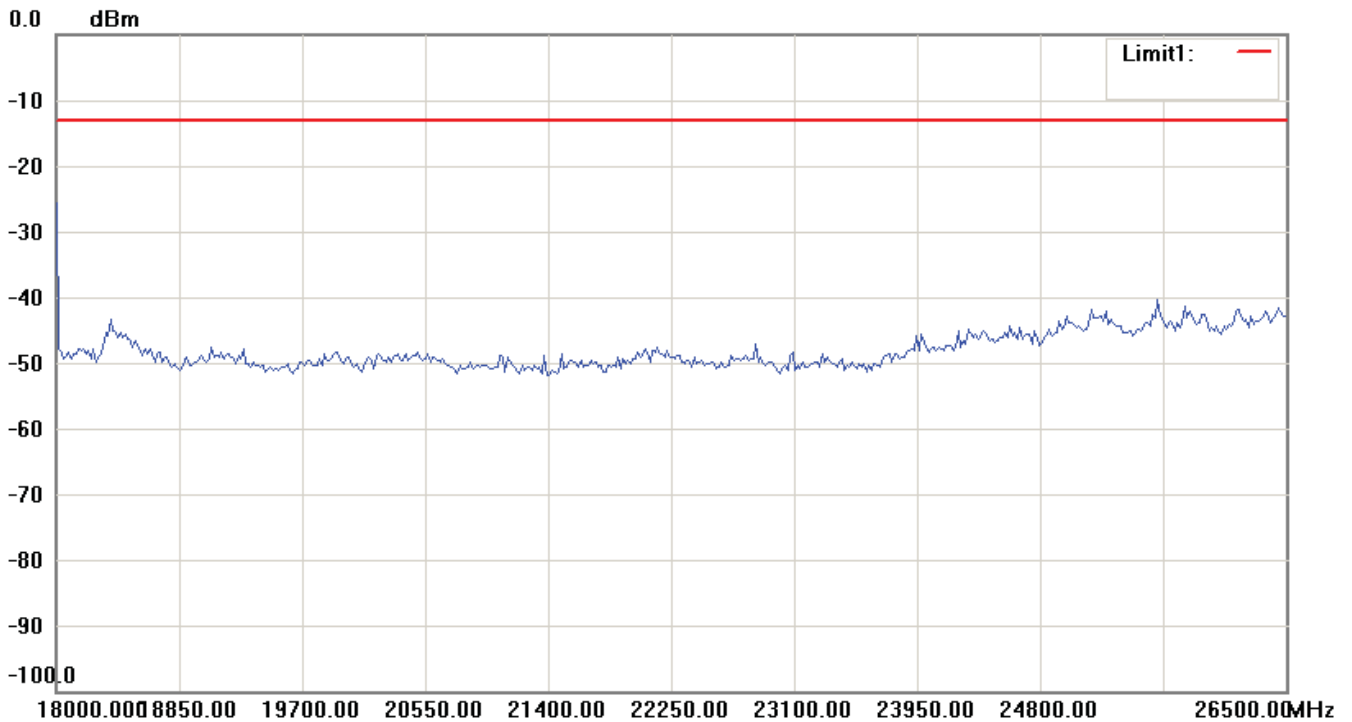
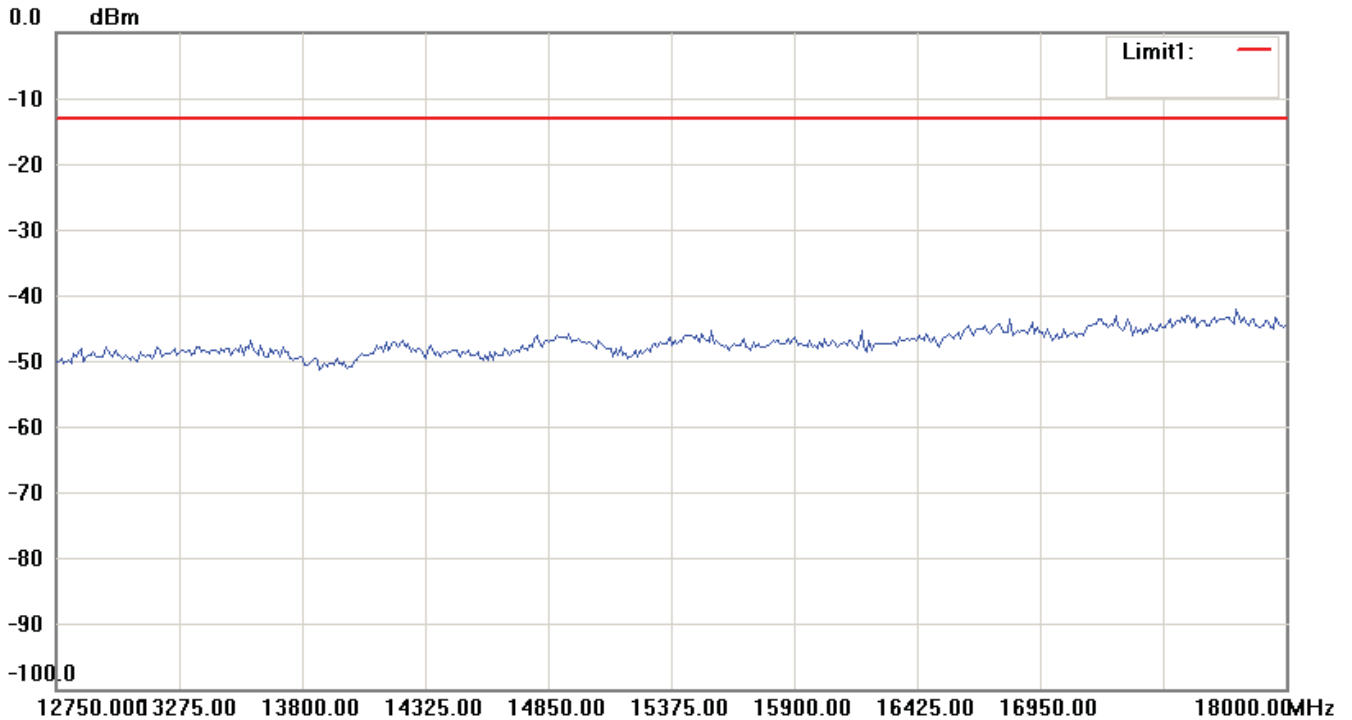
Note:

1. The attached measurement plots are preliminarily pre-scanned with peak detector for determining the final checking frequencies and are for reference only.
2. The some frequencies may exceed the limit line without the specified detectors, but that cannot present the results are failed to the specification of test standard.
3. For corrected test results are listed in the relevant table of radiated test data of this test report.




Report Number: W6M21212-12939-P-2224

FCC ID: GX9CTC10523G



Note:

1. The attached measurement plots are preliminarily pre-scanned with peak detector for determining the final checking frequencies and are for reference only.
2. The some frequencies may exceed the limit line without the specified detectors, but that cannot present the results are failed to the specification of test standard.
3. For corrected test results are listed in the relevant table of radiated test data of this test report.



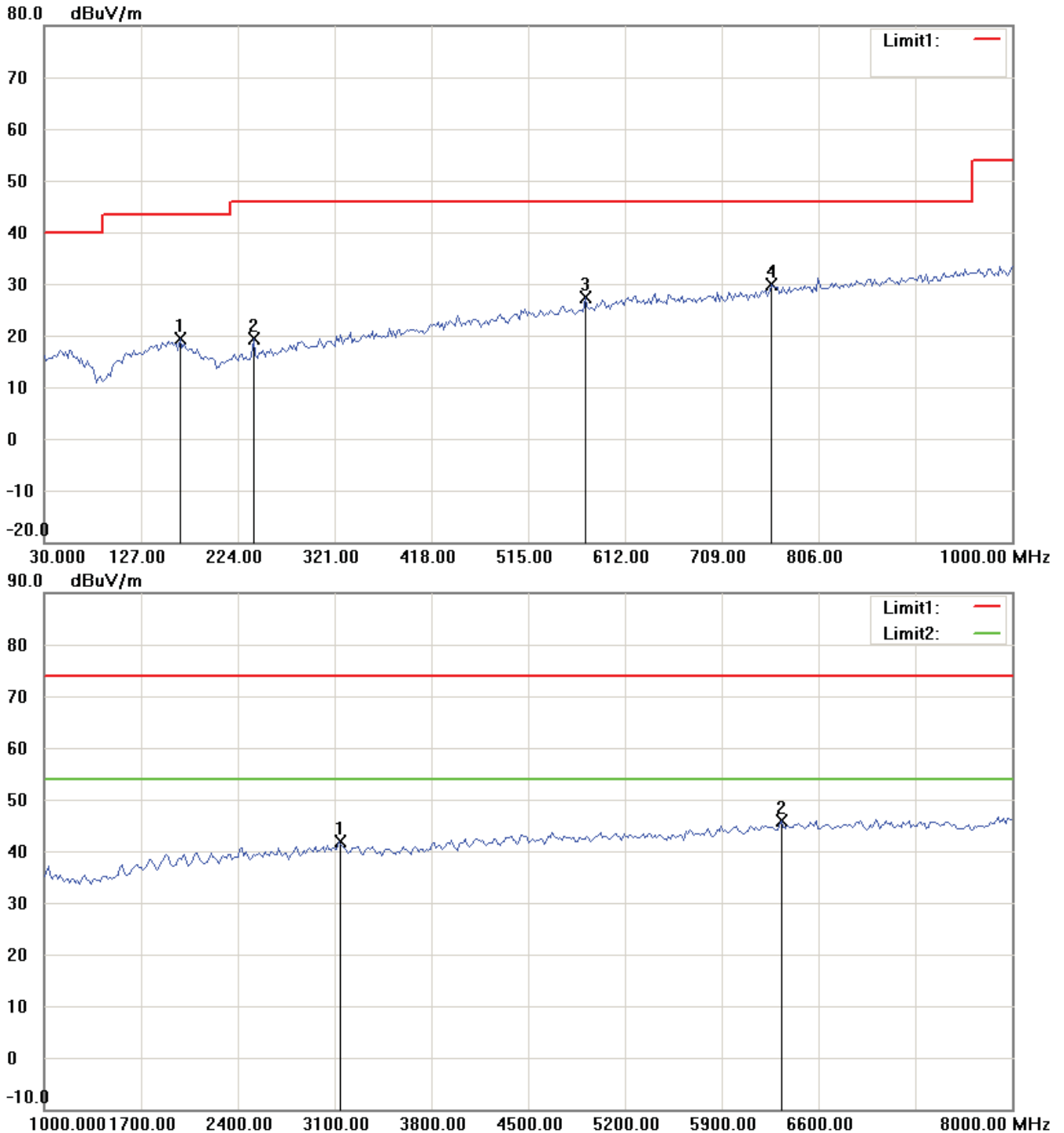
Worldwide Testing Services(Taiwan) Co., Ltd.

Report Number: W6M21212-12939-P-2224

FCC ID: GX9CTC10523G

Band II_Idle Mode_9 V


Antenna Polarization H



Up Line: Peak Limit Line Down Line: Ave Limit Line

Note:

1. The attached measurement plots are preliminarily pre-scanned with peak detector for determining the final checking frequencies and are for reference only.
2. The some frequencies may exceed the limit line without the specified detectors, but that cannot present the results are failed to the specification of test standard.
3. For corrected test results are listed in the relevant table of radiated test data of this test report.

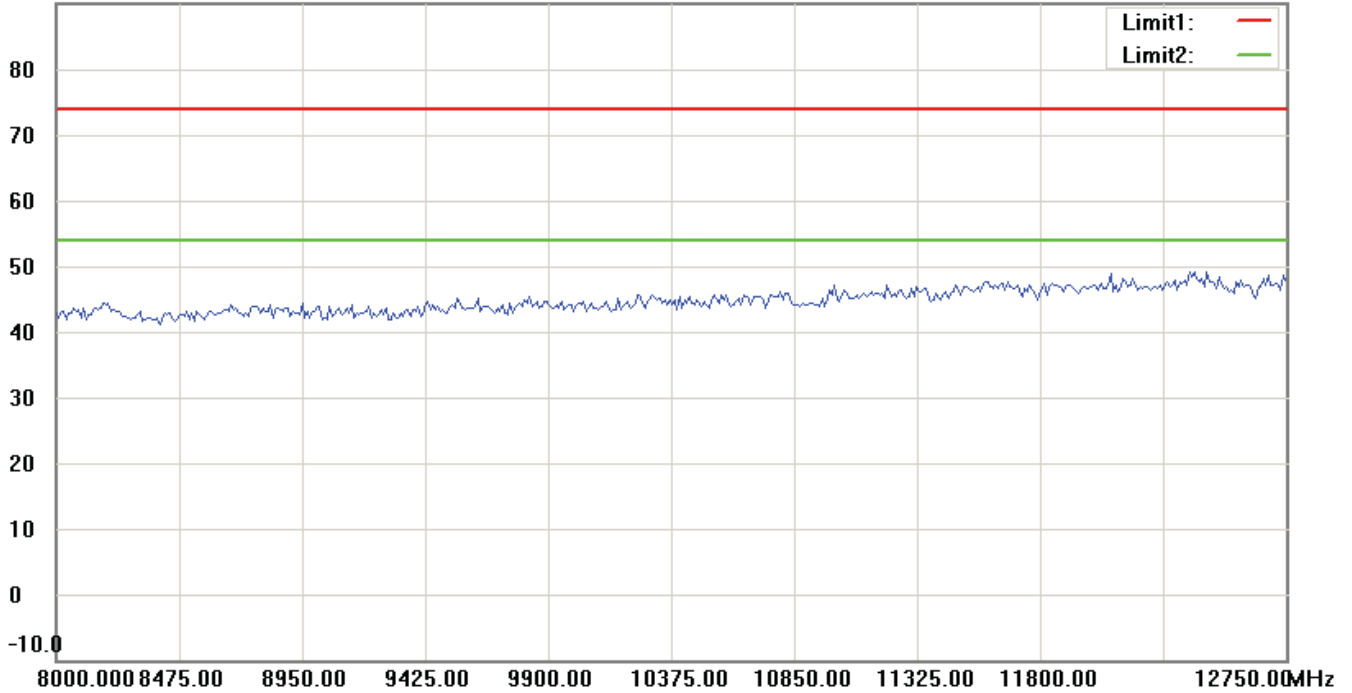


Worldwide Testing Services(Taiwan) Co., Ltd.

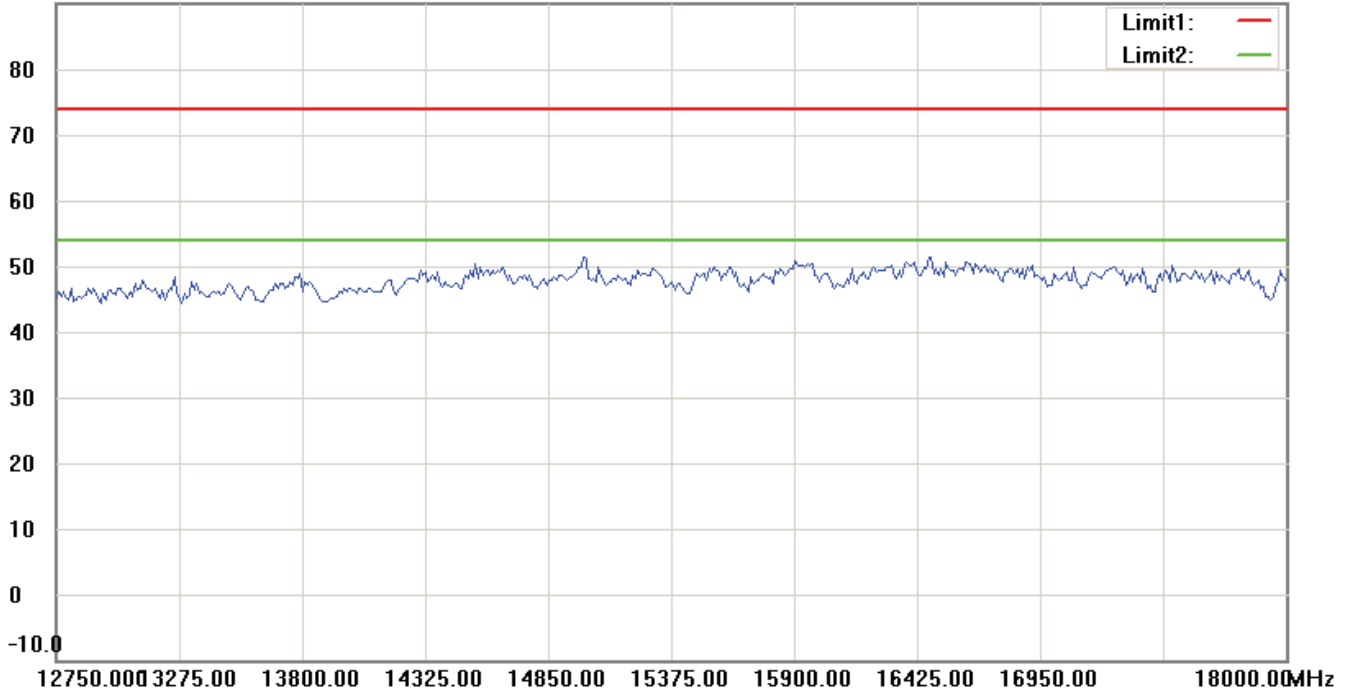
Report Number: W6M21212-12939-P-2224

FCC ID: GX9CTC10523G

90.0 dBuV/m



90.0 dBuV/m



Up Line: Peak Limit Line Down Line: Ave Limit Line

Note:

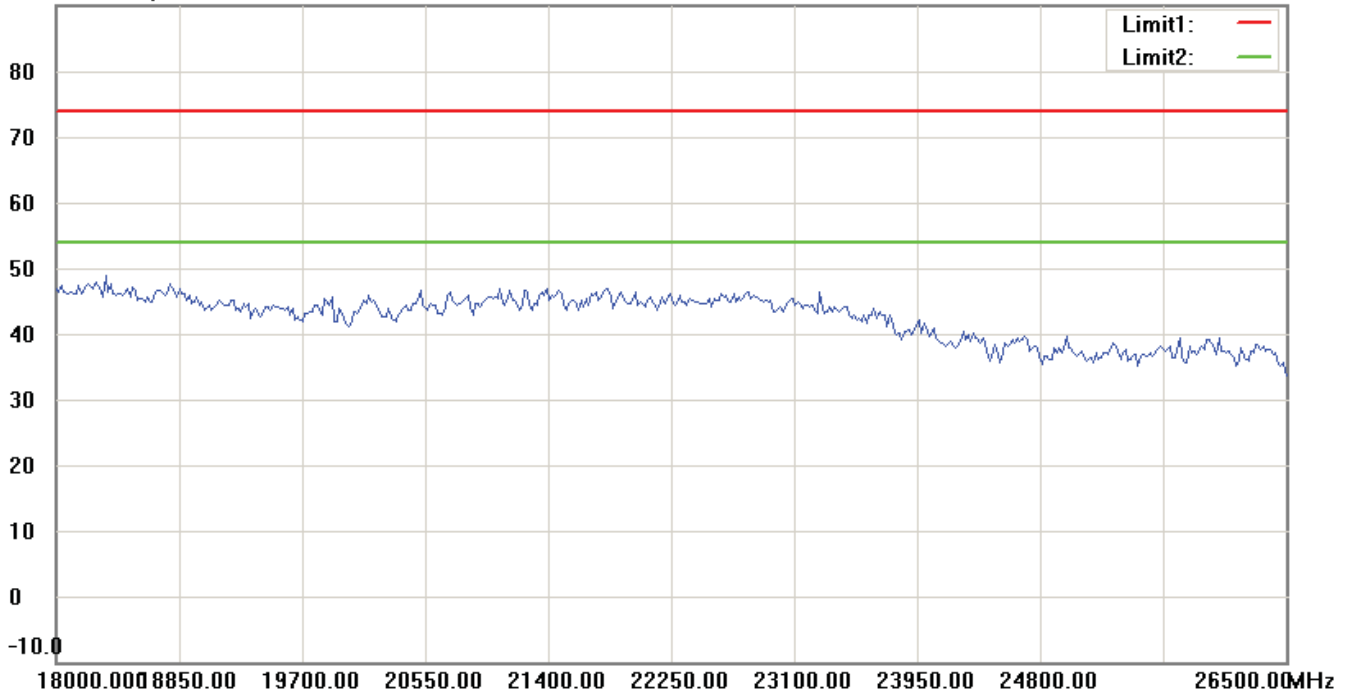
1. The attached measurement plots are preliminarily pre-scanned with peak detector for determining the final checking frequencies and are for reference only.
2. The some frequencies may exceed the limit line without the specified detectors, but that cannot present the results are failed to the specification of test standard.
3. For corrected test results are listed in the relevant table of radiated test data of this test report.



Report Number: W6M21212-12939-P-2224

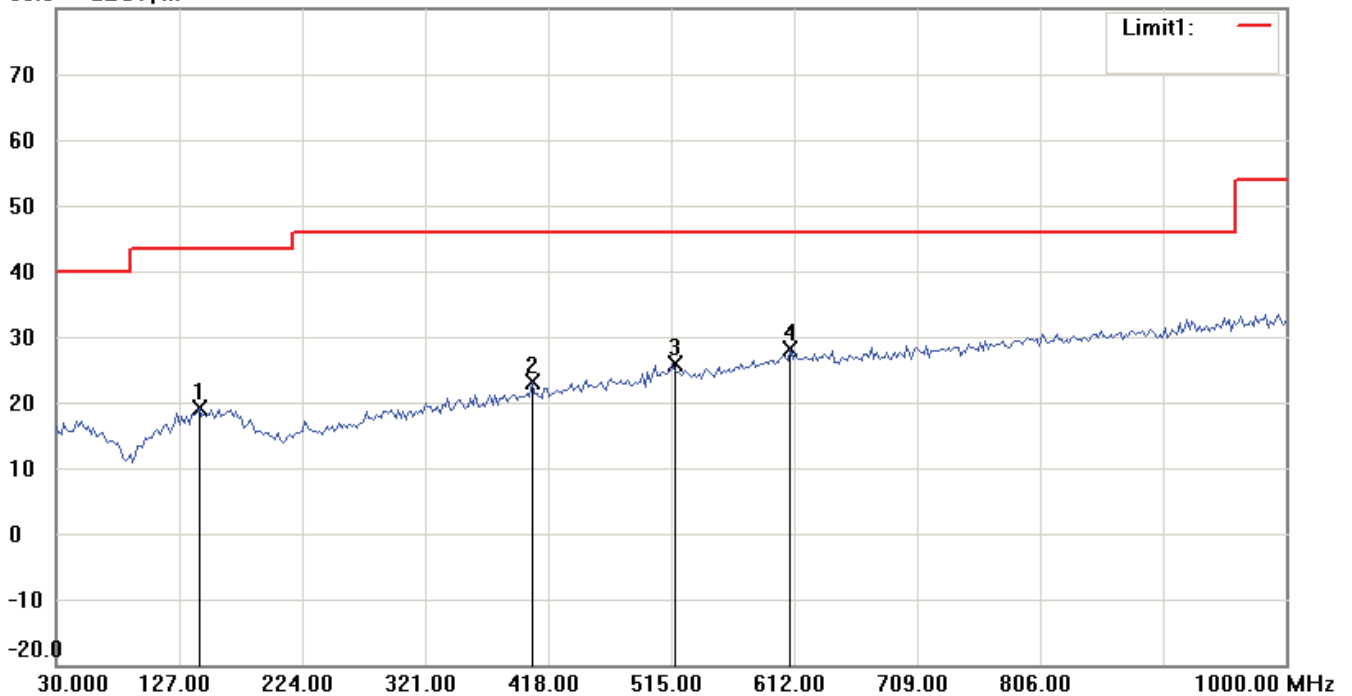
FCC ID: GX9CTC10523G

90.0 dBuV/m



Antenna Polarization V


80.0 dBuV/m



Up Line: Peak Limit Line Down Line: Ave Limit Line

Note:

1. The attached measurement plots are preliminarily pre-scanned with peak detector for determining the final checking frequencies and are for reference only.
2. The some frequencies may exceed the limit line without the specified detectors, but that cannot present the results are failed to the specification of test standard.
3. For corrected test results are listed in the relevant table of radiated test data of this test report.

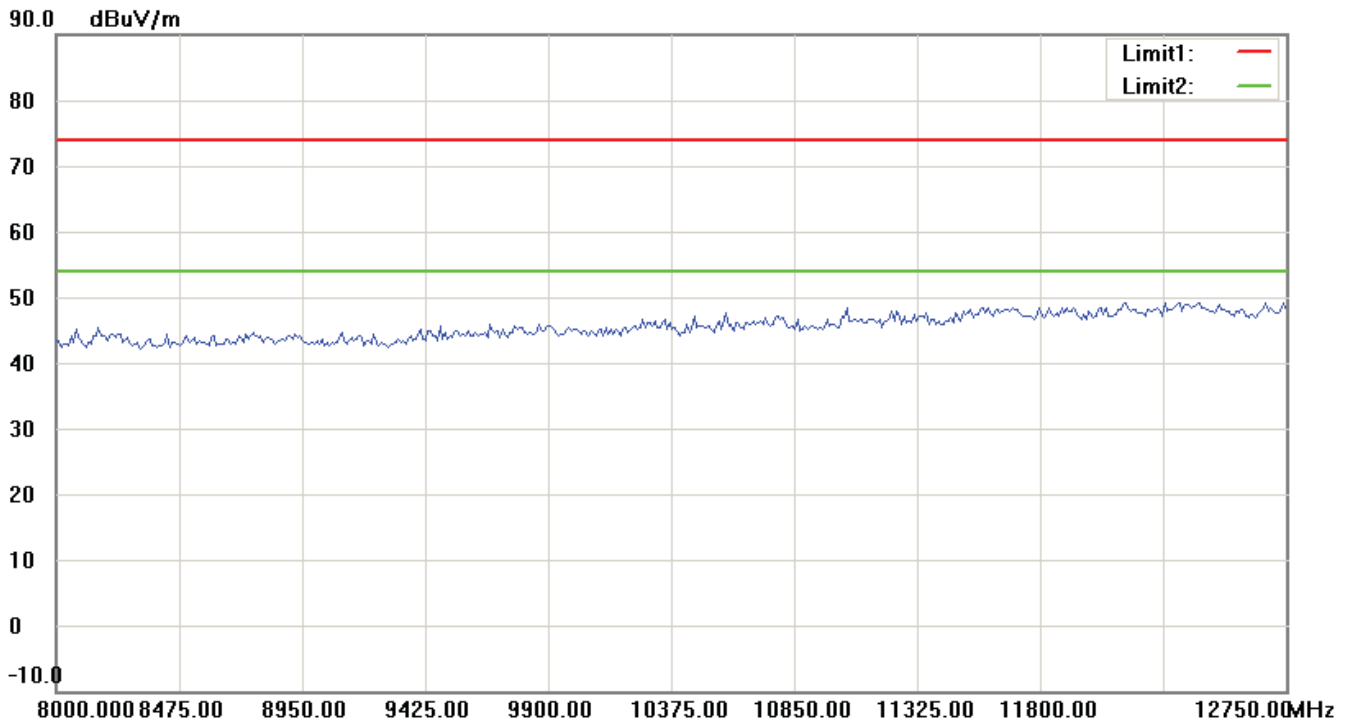
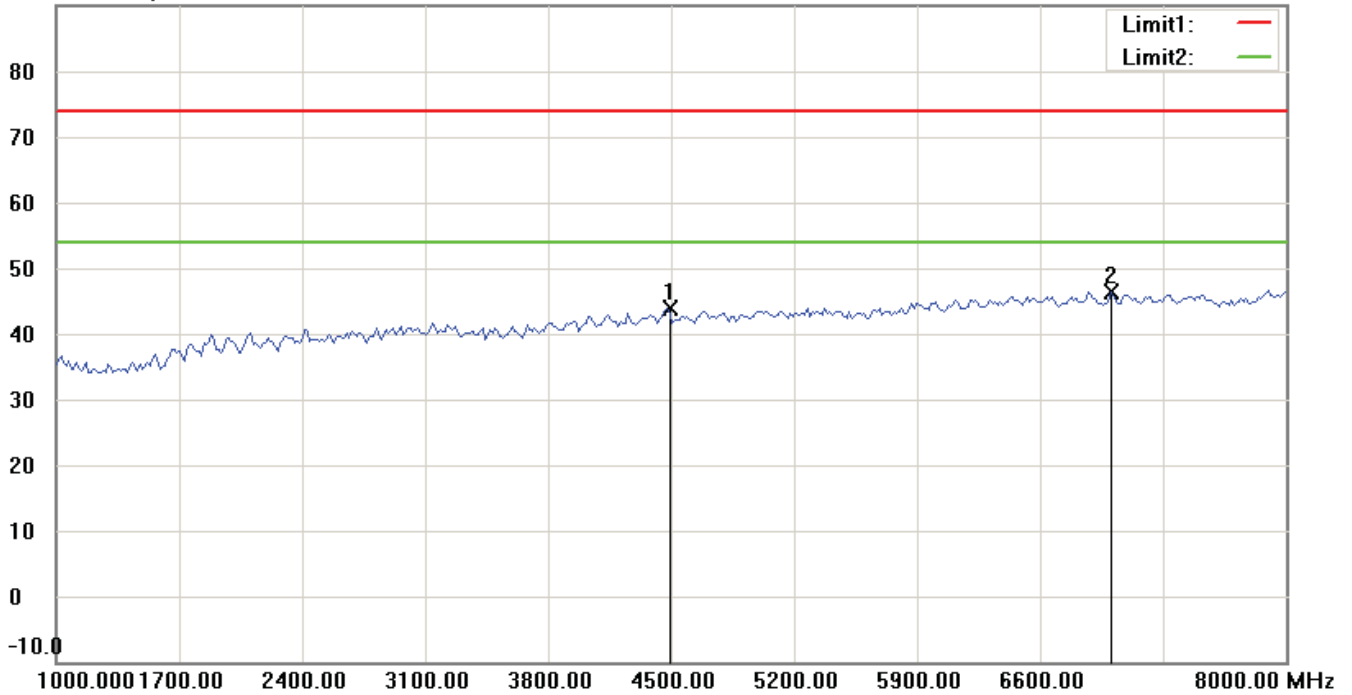


Worldwide Testing Services(Taiwan) Co., Ltd.

Report Number: W6M21212-12939-P-2224

FCC ID: GX9CTC10523G


90.0 dBuV/m



Up Line: Peak Limit Line Down Line: Ave Limit Line

Note:

1. The attached measurement plots are preliminarily pre-scanned with peak detector for determining the final checking frequencies and are for reference only.
2. The some frequencies may exceed the limit line without the specified detectors, but that cannot present the results are failed to the specification of test standard.
3. For corrected test results are listed in the relevant table of radiated test data of this test report.

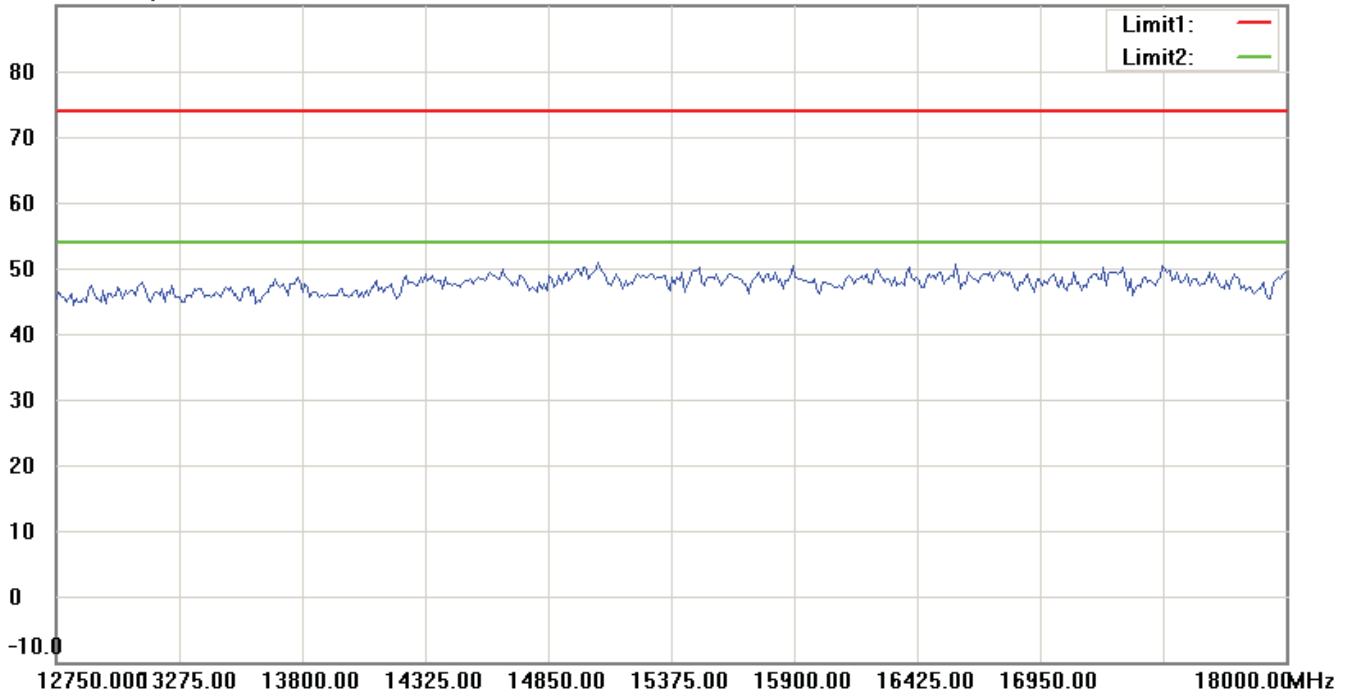


Worldwide Testing Services(Taiwan) Co., Ltd.

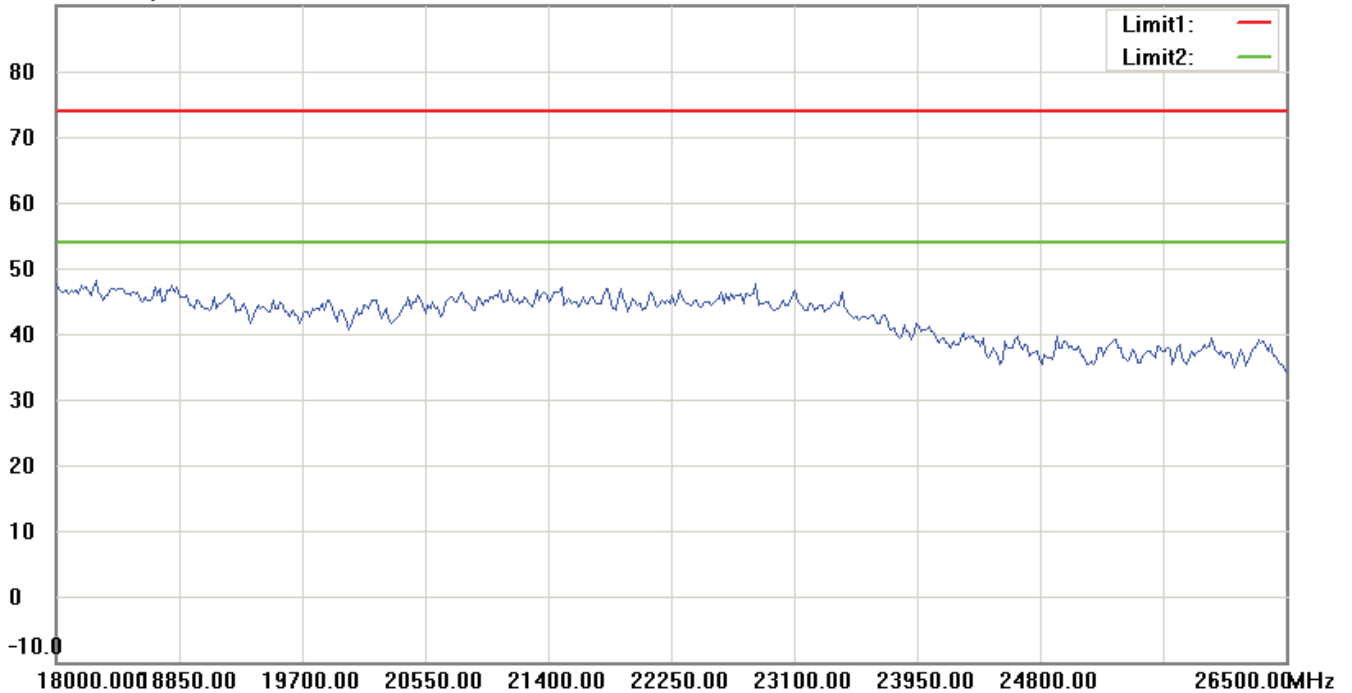
Report Number: W6M21212-12939-P-2224

FCC ID: GX9CTC10523G

90.0 dBuV/m




90.0 dBuV/m



Up Line: Peak Limit Line Down Line: Ave Limit Line

Note:

1. The attached measurement plots are preliminarily pre-scanned with peak detector for determining the final checking frequencies and are for reference only.
2. The some frequencies may exceed the limit line without the specified detectors, but that cannot present the results are failed to the specification of test standard.
3. For corrected test results are listed in the relevant table of radiated test data of this test report.

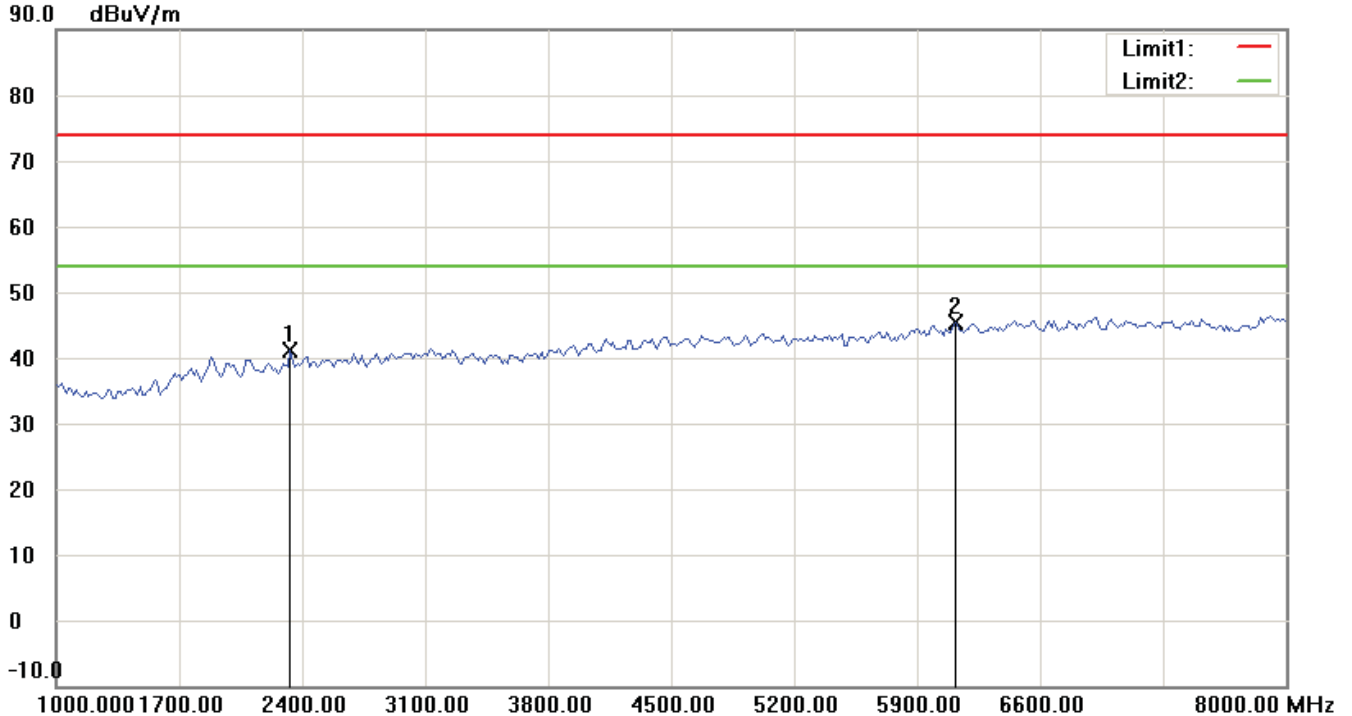
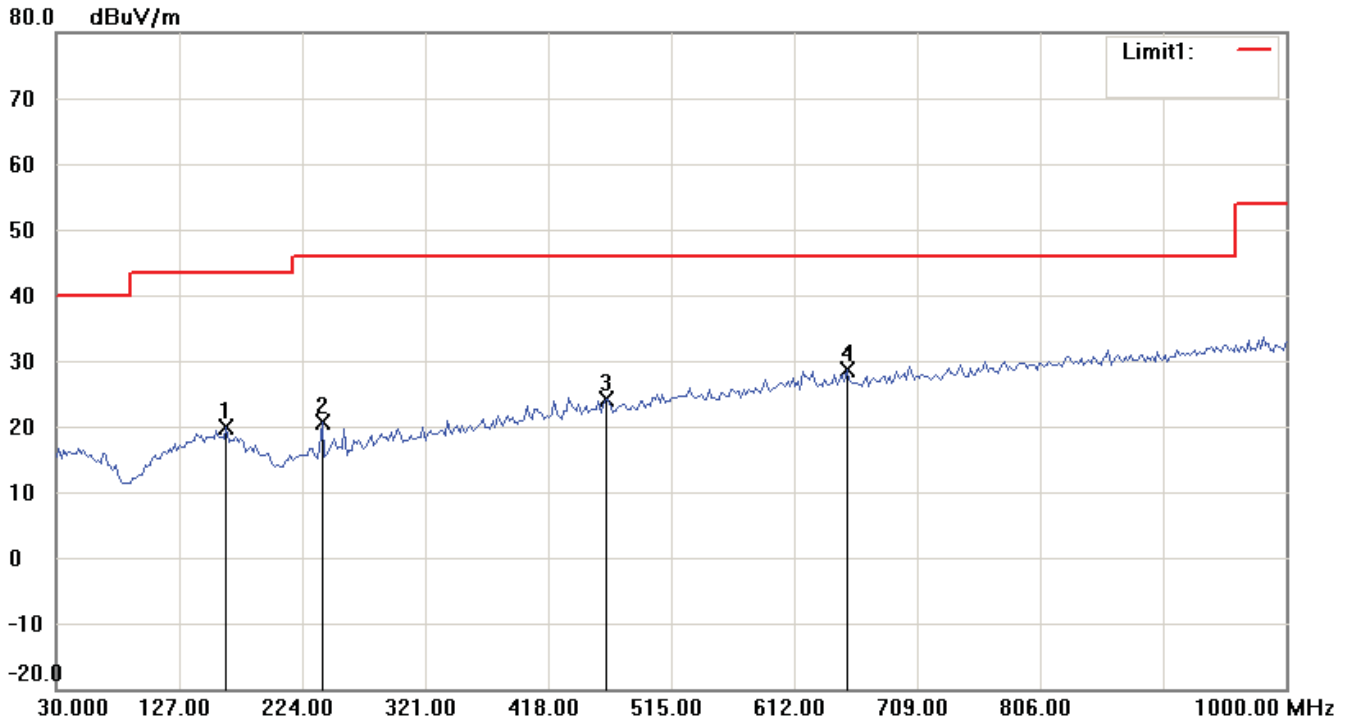


Report Number: W6M21212-12939-P-2224

FCC ID: GX9CTC10523G

1900 band_Idle Mode_8.1 V


Antenna Polarization H



Up Line: Peak Limit Line Down Line: Ave Limit Line

Note:

1. The attached measurement plots are preliminarily pre-scanned with peak detector for determining the final checking frequencies and are for reference only.
2. The some frequencies may exceed the limit line without the specified detectors, but that cannot present the results are failed to the specification of test standard.
3. For corrected test results are listed in the relevant table of radiated test data of this test report.

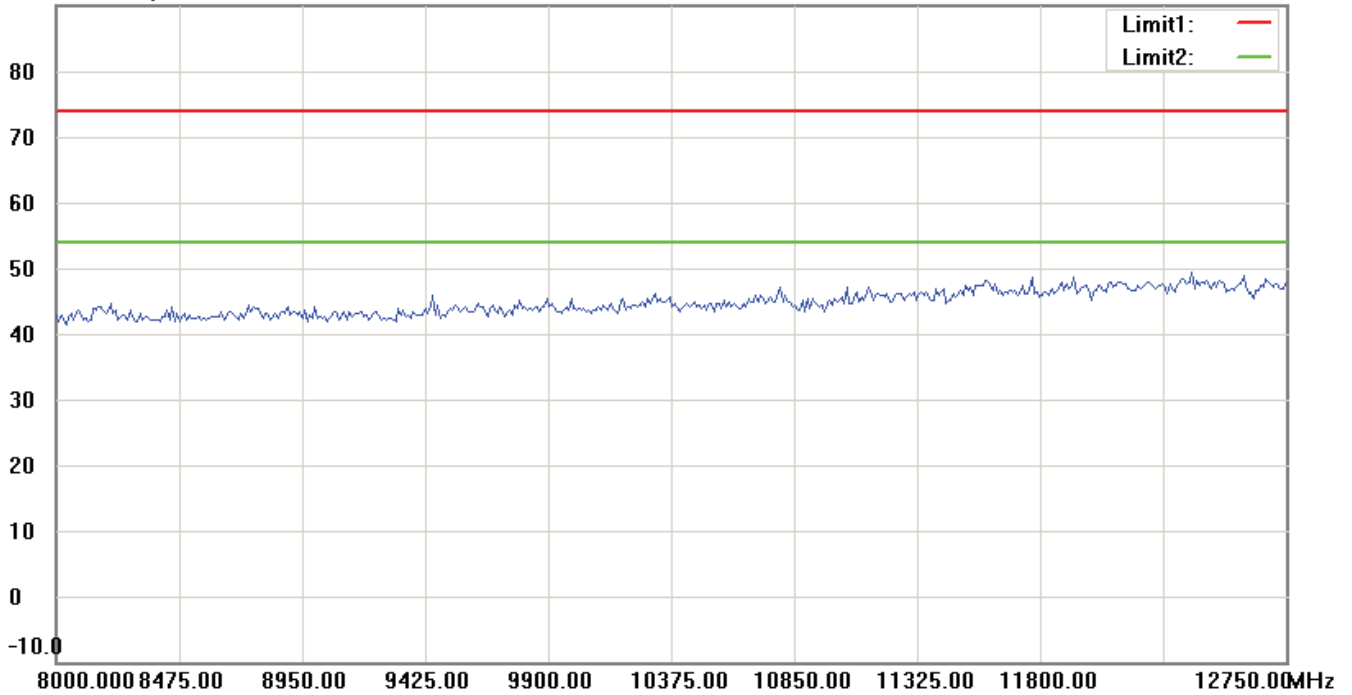


Worldwide Testing Services(Taiwan) Co., Ltd.

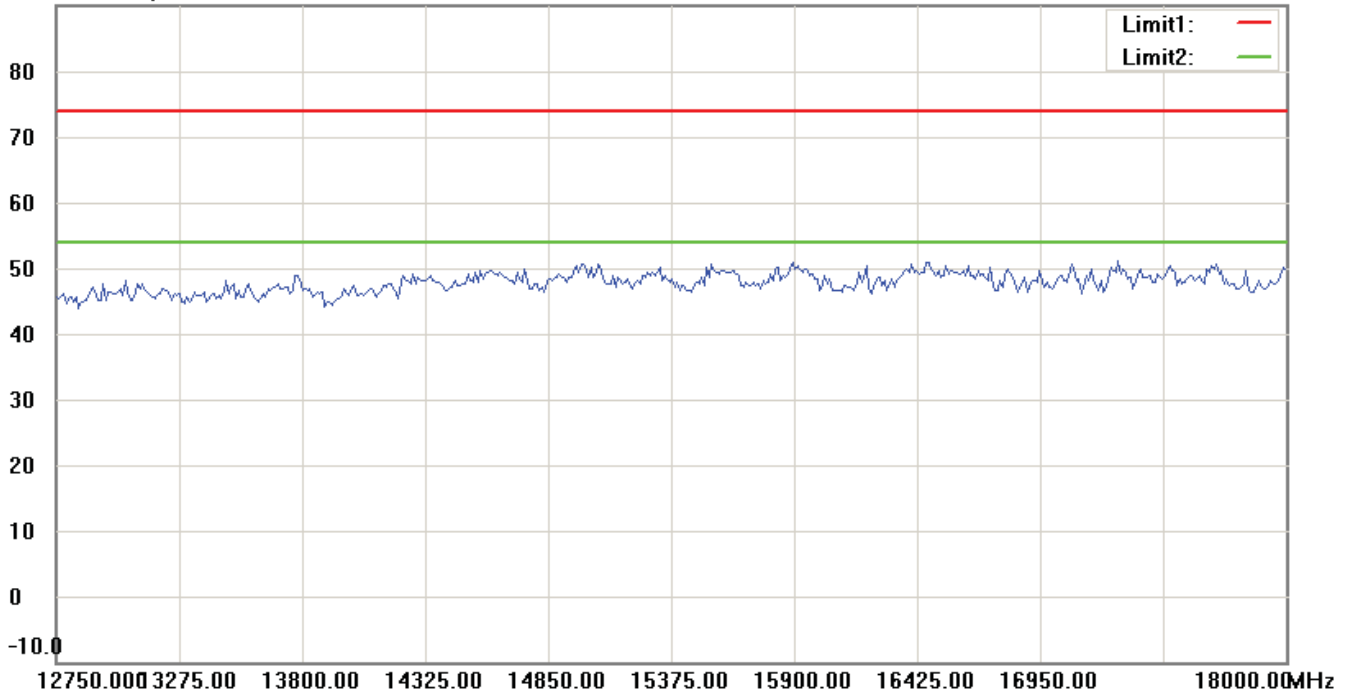
Report Number: W6M21212-12939-P-2224

FCC ID: GX9CTC10523G

90.0 dBuV/m




90.0 dBuV/m



Up Line: Peak Limit Line Down Line: Ave Limit Line

Note:

1. The attached measurement plots are preliminarily pre-scanned with peak detector for determining the final checking frequencies and are for reference only.
2. The some frequencies may exceed the limit line without the specified detectors, but that cannot present the results are failed to the specification of test standard.
3. For corrected test results are listed in the relevant table of radiated test data of this test report.

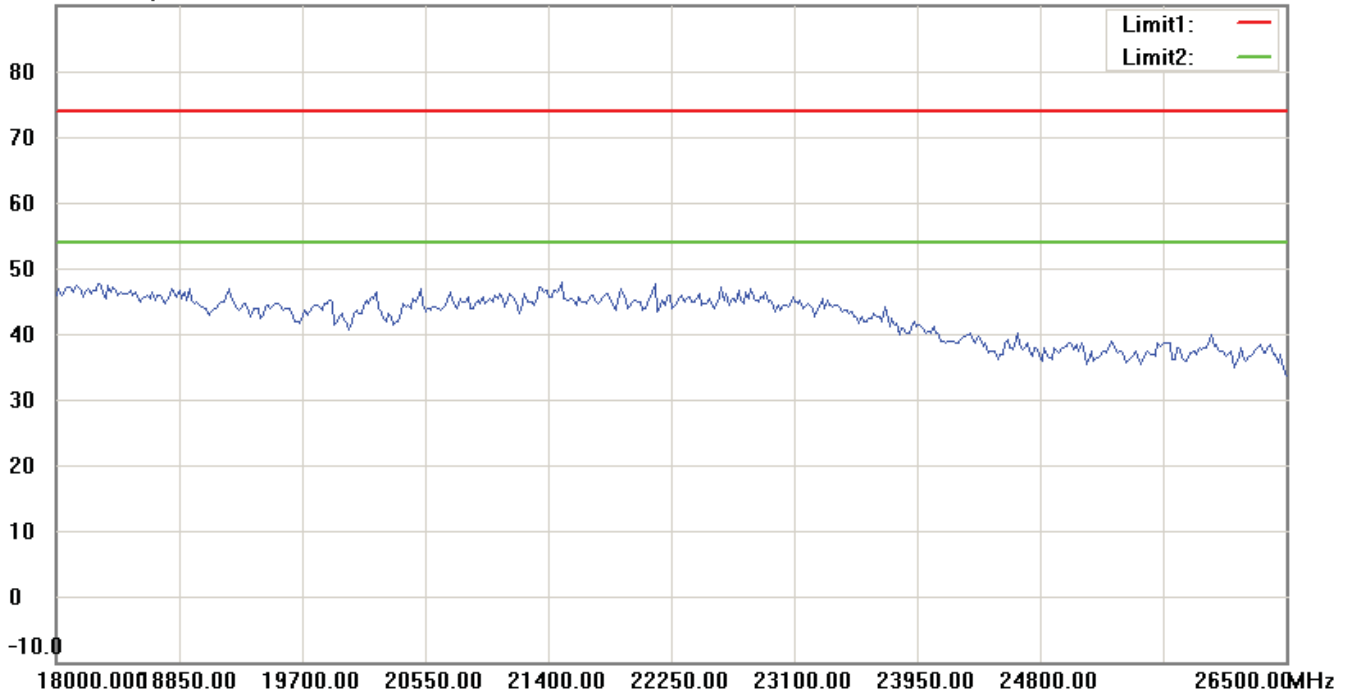


Worldwide Testing Services(Taiwan) Co., Ltd.

Report Number: W6M21212-12939-P-2224

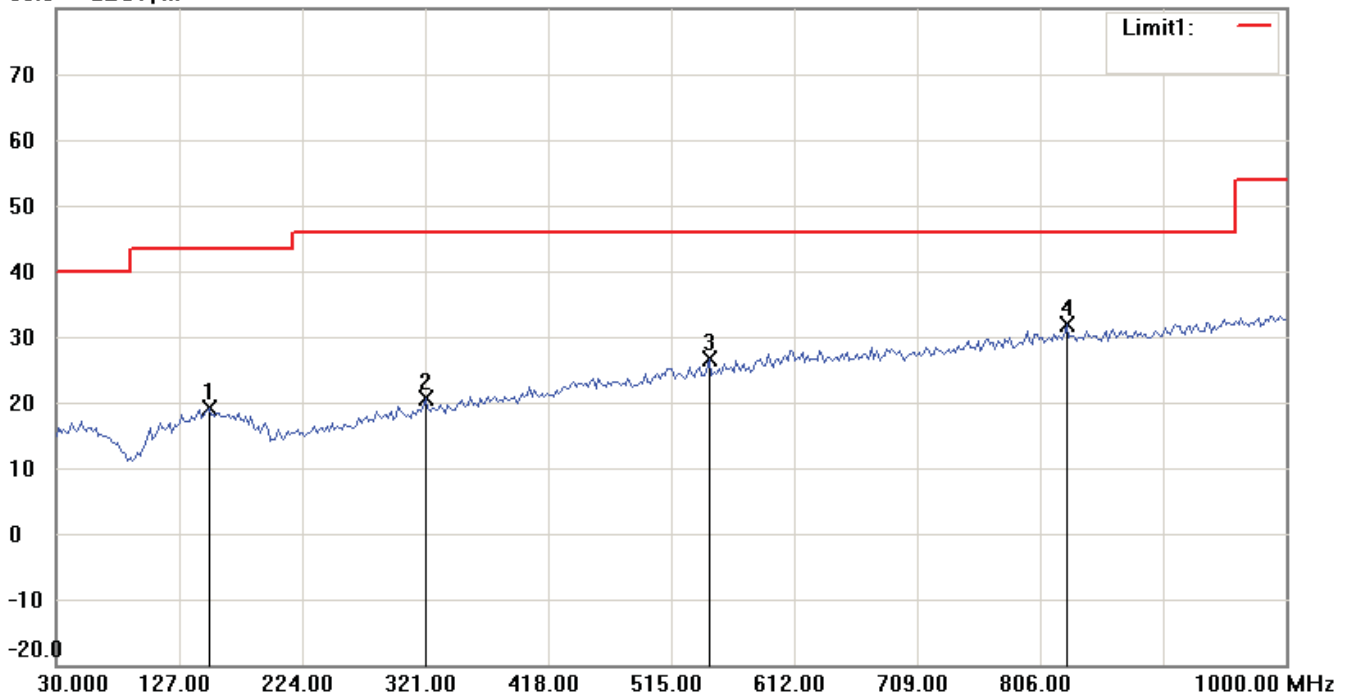
FCC ID: GX9CTC10523G

90.0 dBuV/m



Antenna Polarization V

80.0 dBuV/m



Up Line: Peak Limit Line Down Line: Ave Limit Line

Note:

1. The attached measurement plots are preliminarily pre-scanned with peak detector for determining the final checking frequencies and are for reference only.
2. The some frequencies may exceed the limit line without the specified detectors, but that cannot present the results are failed to the specification of test standard.
3. For corrected test results are listed in the relevant table of radiated test data of this test report.

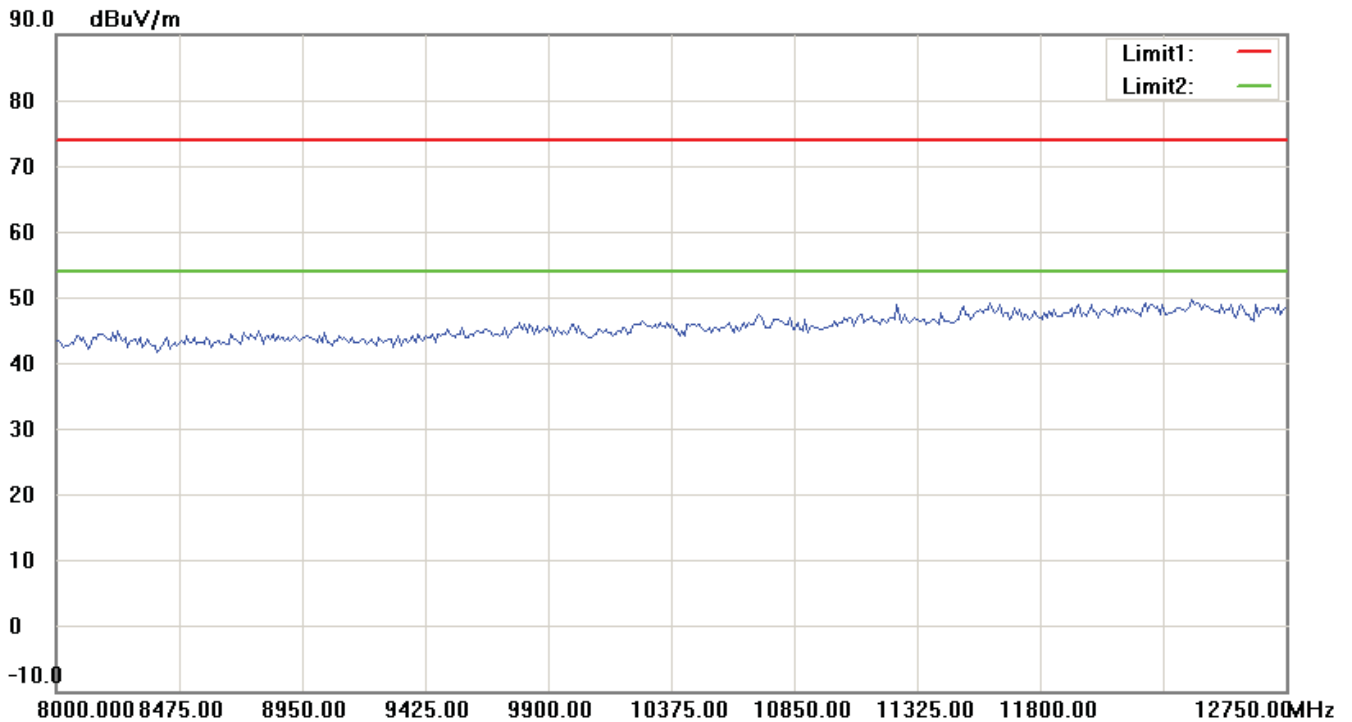
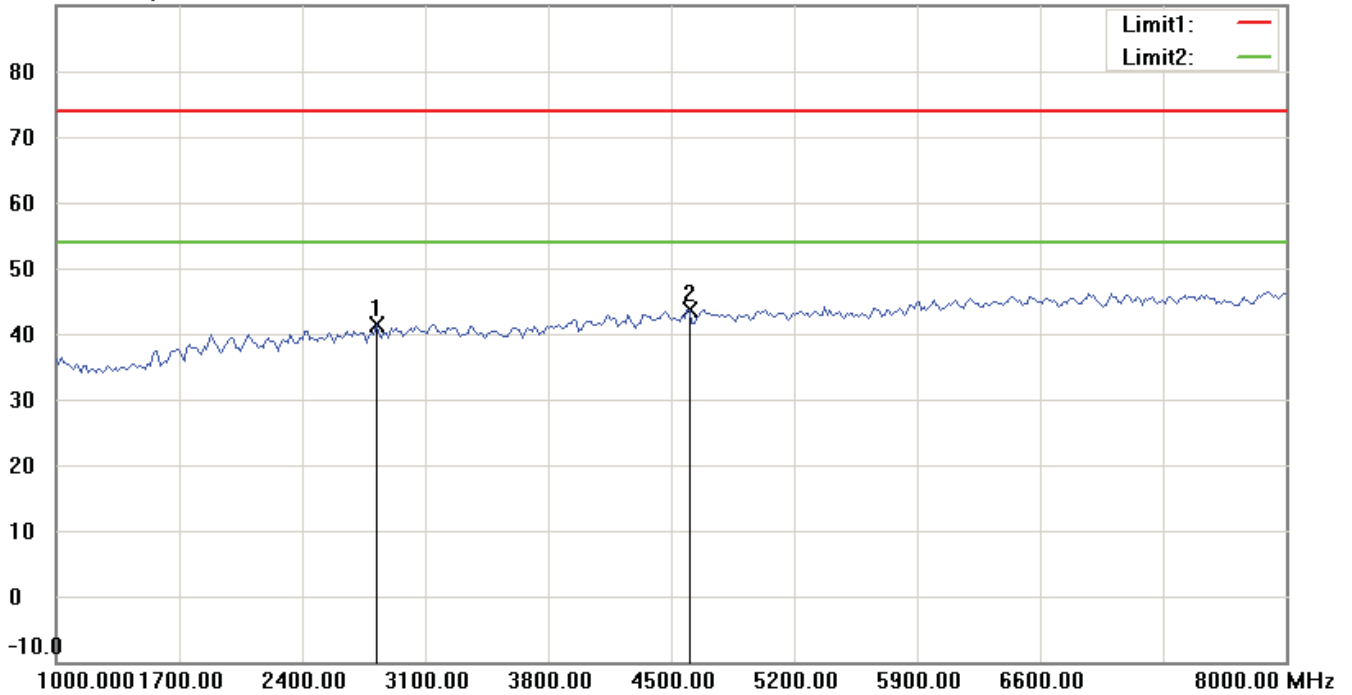


Worldwide Testing Services(Taiwan) Co., Ltd.

Report Number: W6M21212-12939-P-2224

FCC ID: GX9CTC10523G


90.0 dBuV/m



Up Line: Peak Limit Line Down Line: Ave Limit Line

Note:

1. The attached measurement plots are preliminarily pre-scanned with peak detector for determining the final checking frequencies and are for reference only.
2. The some frequencies may exceed the limit line without the specified detectors, but that cannot present the results are failed to the specification of test standard.
3. For corrected test results are listed in the relevant table of radiated test data of this test report.

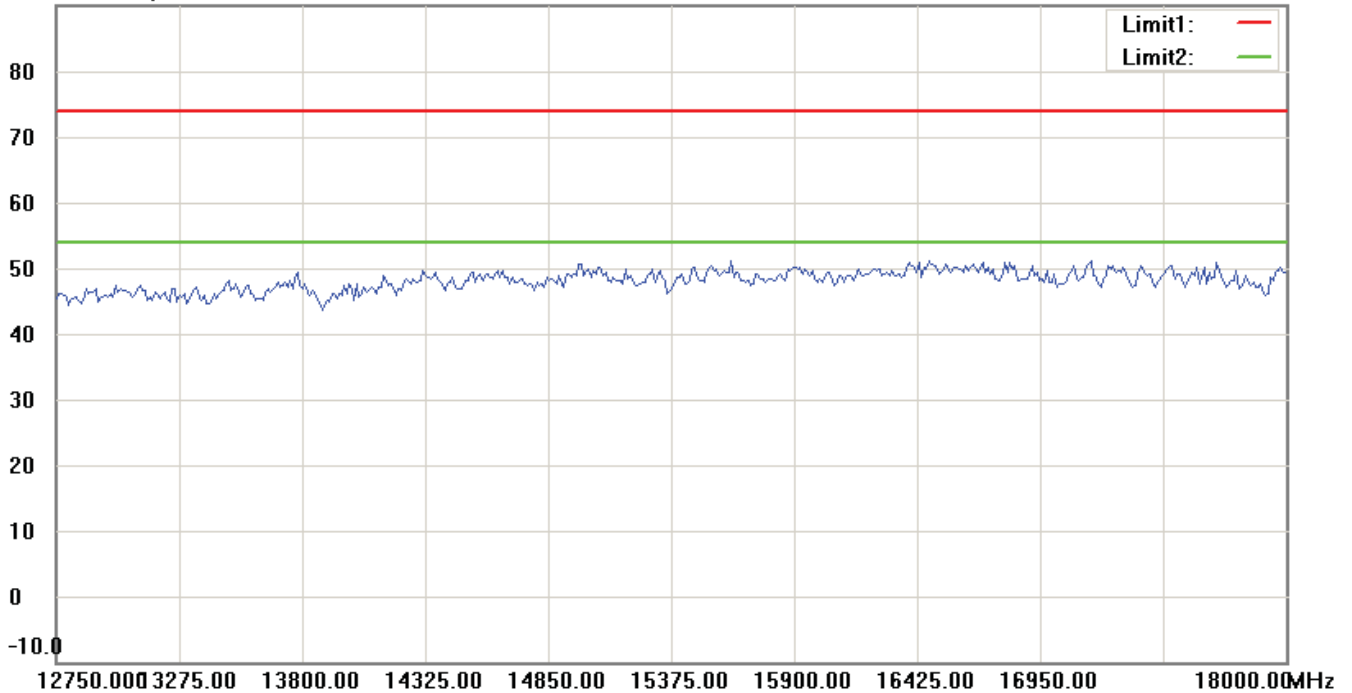


Worldwide Testing Services(Taiwan) Co., Ltd.

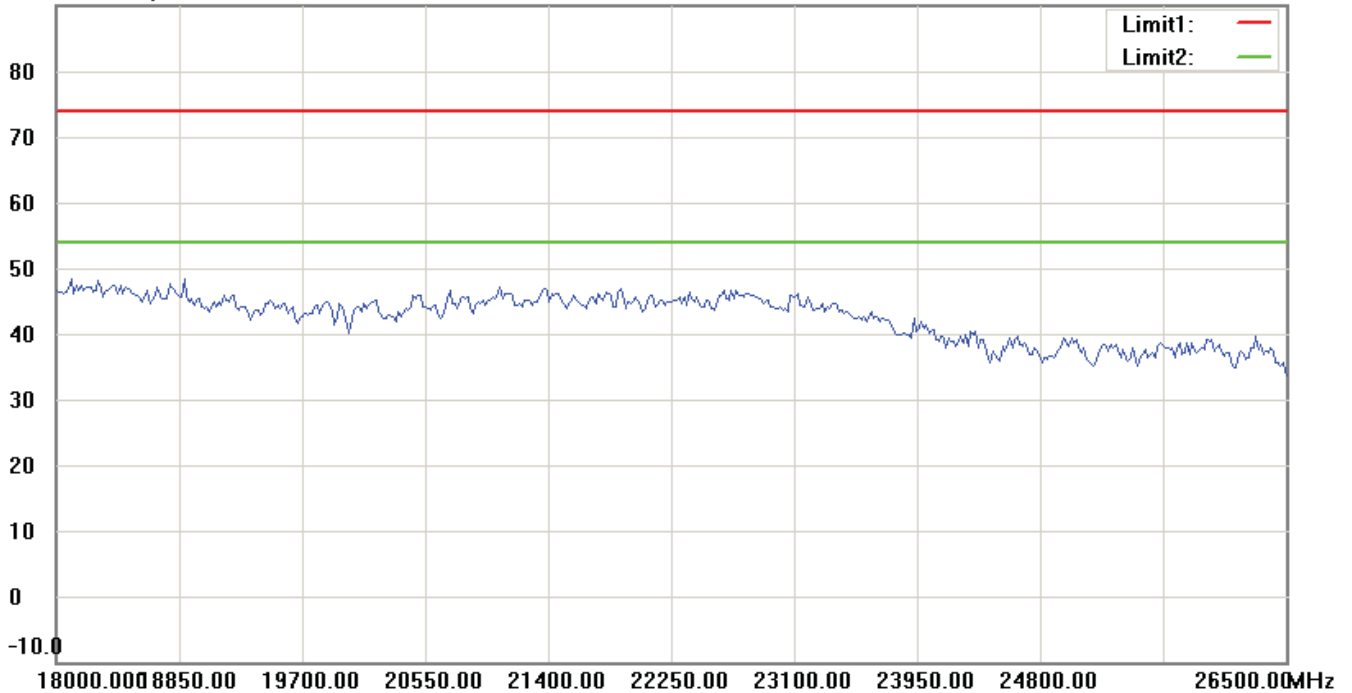
Report Number: W6M21212-12939-P-2224

FCC ID: GX9CTC10523G

90.0 dBuV/m



90.0 dBuV/m



Up Line: Peak Limit Line Down Line: Ave Limit Line

Note:

1. The attached measurement plots are preliminarily pre-scanned with peak detector for determining the final checking frequencies and are for reference only.
2. The some frequencies may exceed the limit line without the specified detectors, but that cannot present the results are failed to the specification of test standard.
3. For corrected test results are listed in the relevant table of radiated test data of this test report.

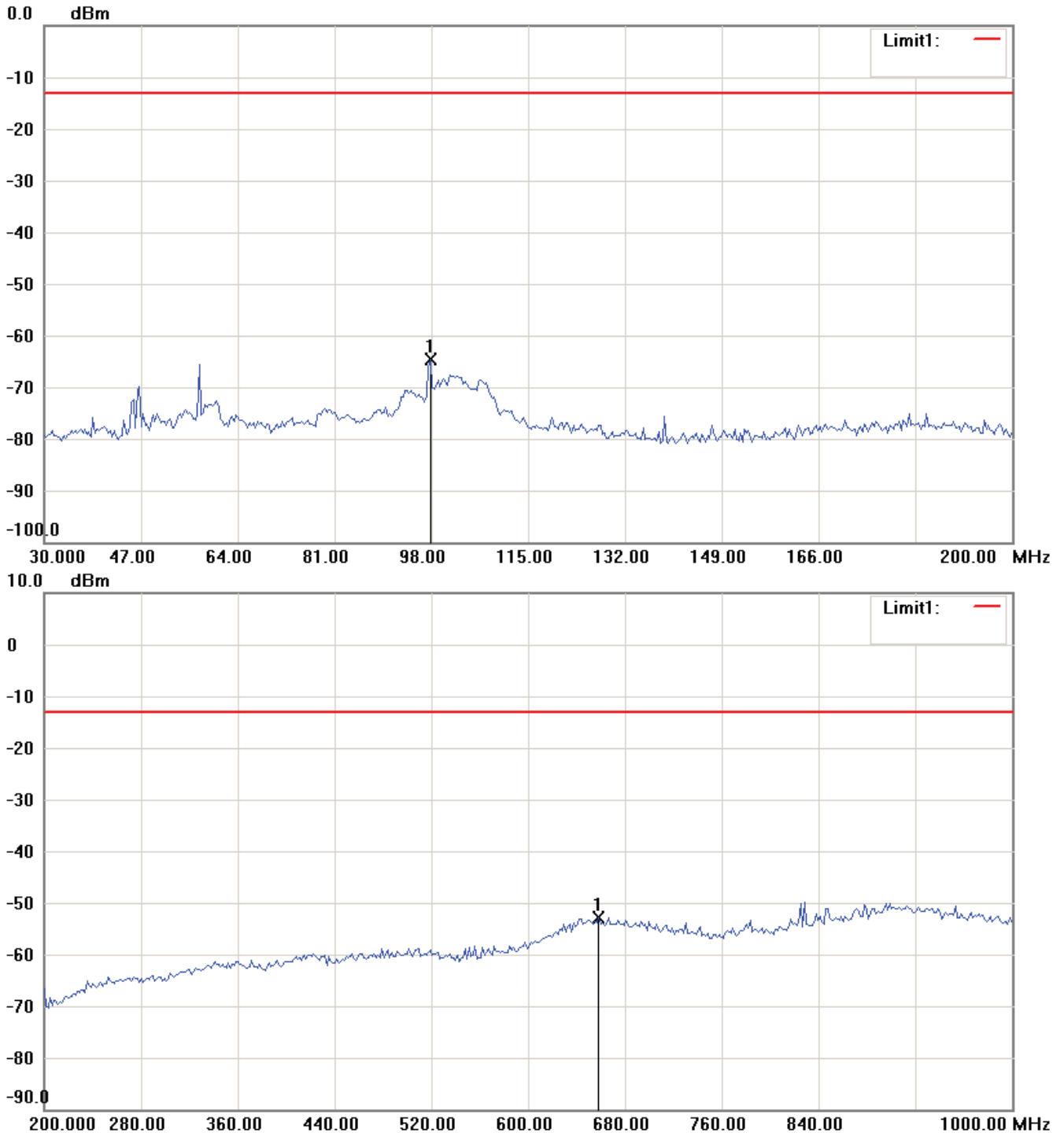


Report Number: W6M21212-12939-P-2224

FCC ID: GX9CTC10523G

Band V_CH 4132_9 V

Antenna Polarization H



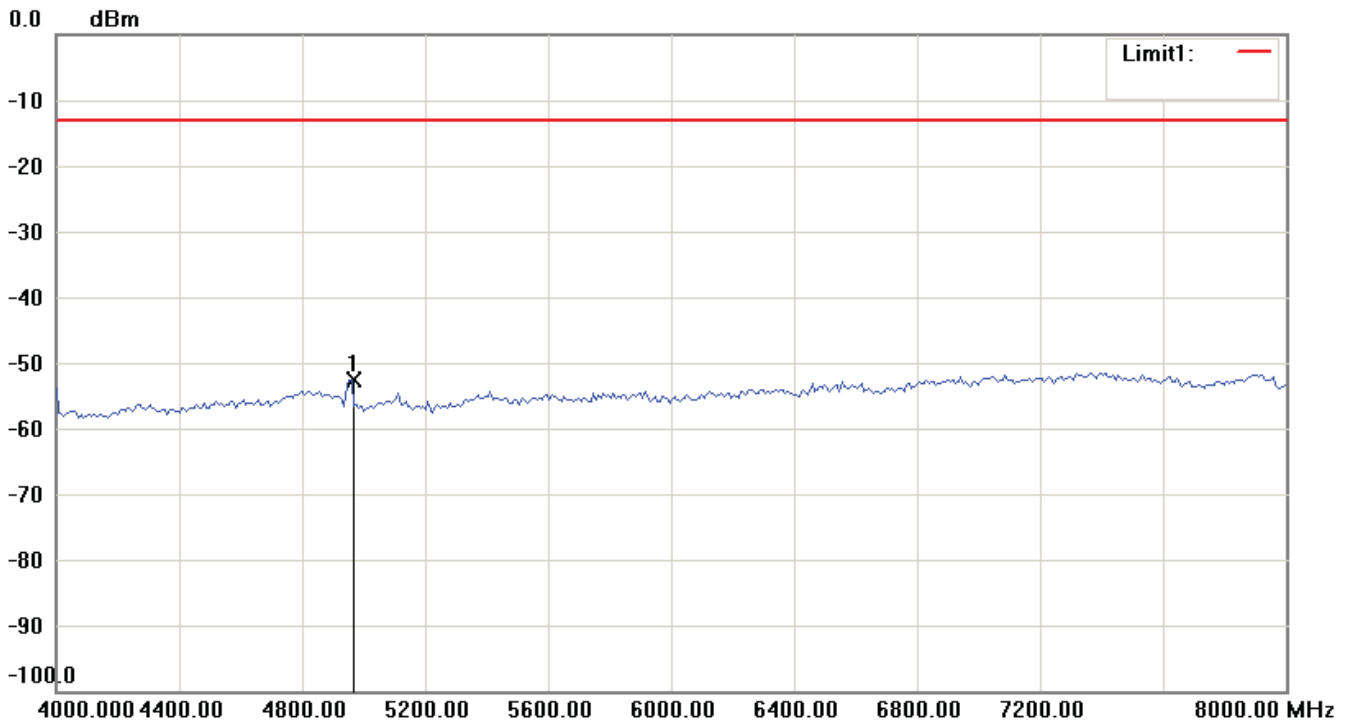
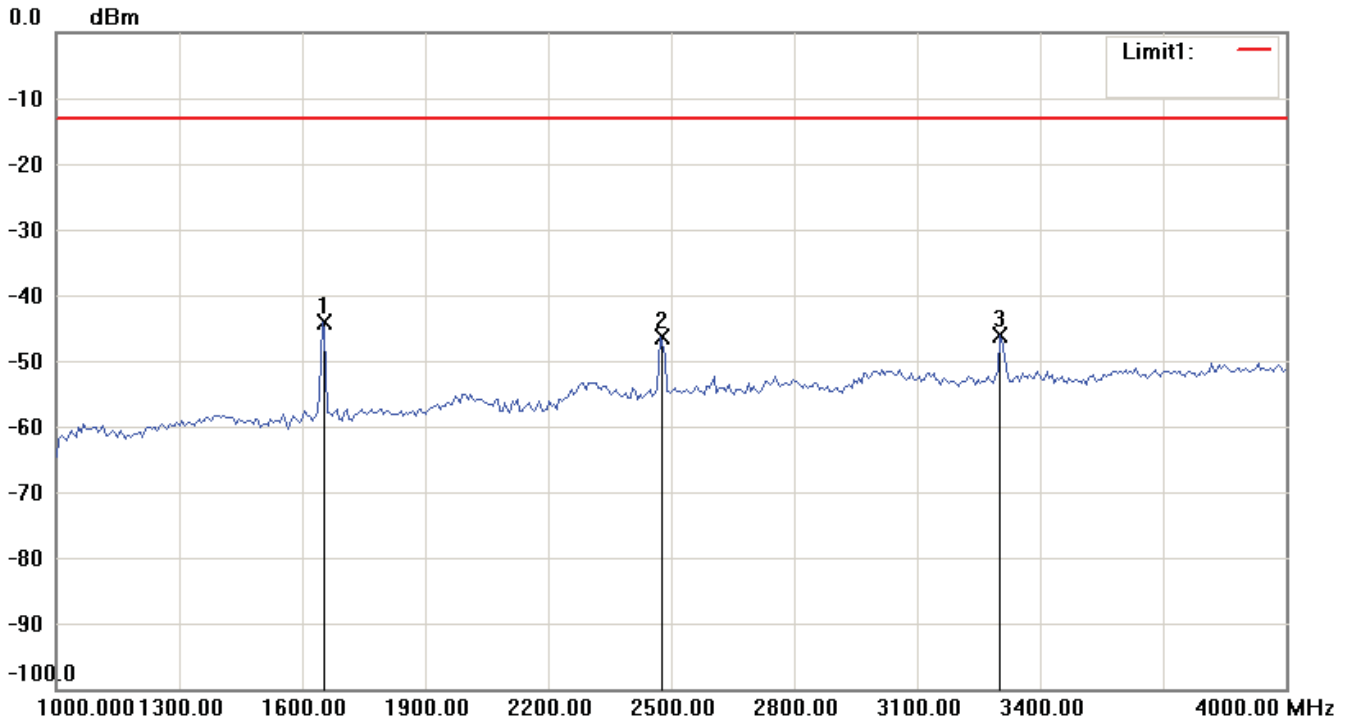
Note:

1. The attached measurement plots are preliminarily pre-scanned with peak detector for determining the final checking frequencies and are for reference only.
2. The some frequencies may exceed the limit line without the specified detectors, but that cannot present the results are failed to the specification of test standard.
3. For corrected test results are listed in the relevant table of radiated test data of this test report.




Report Number: W6M21212-12939-P-2224

FCC ID: GX9CTC10523G



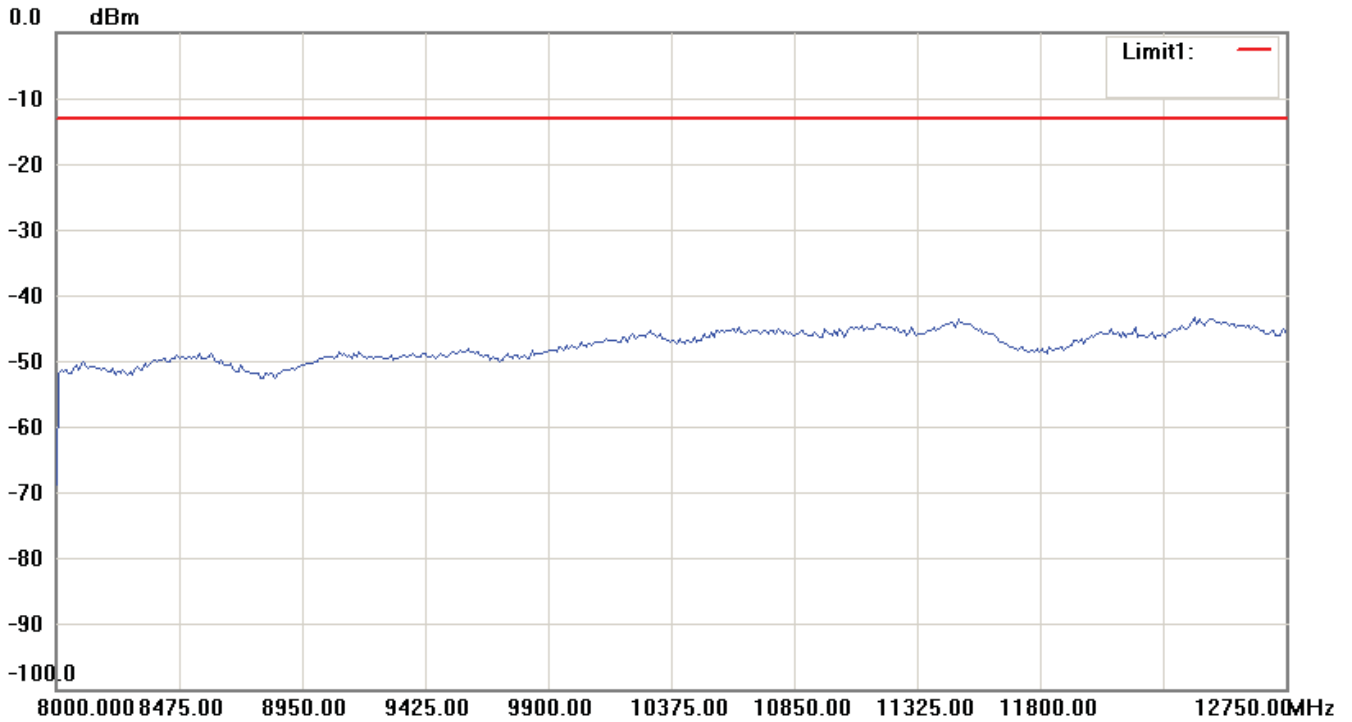
Note:

1. The attached measurement plots are preliminarily pre-scanned with peak detector for determining the final checking frequencies and are for reference only.
2. The some frequencies may exceed the limit line without the specified detectors, but that cannot present the results are failed to the specification of test standard.
3. For corrected test results are listed in the relevant table of radiated test data of this test report.



Report Number: W6M21212-12939-P-2224

FCC ID: GX9CTC10523G




Antenna Polarization V



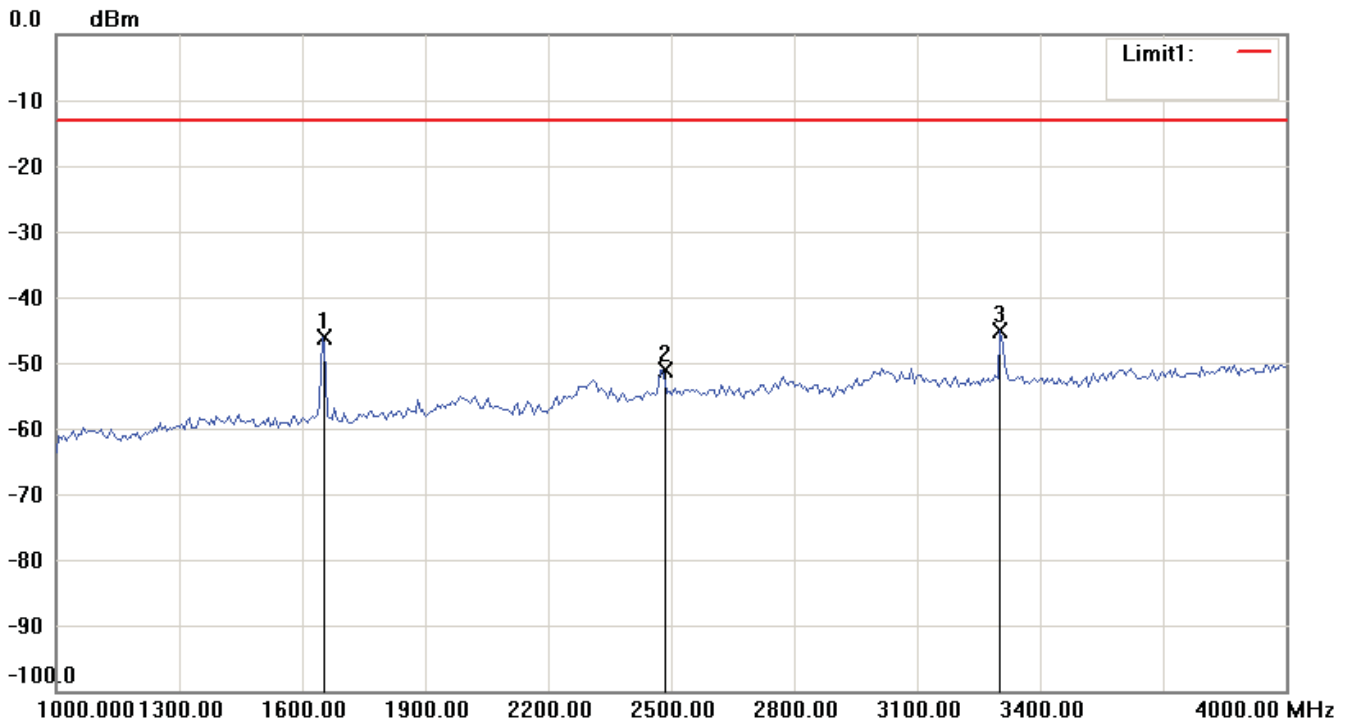
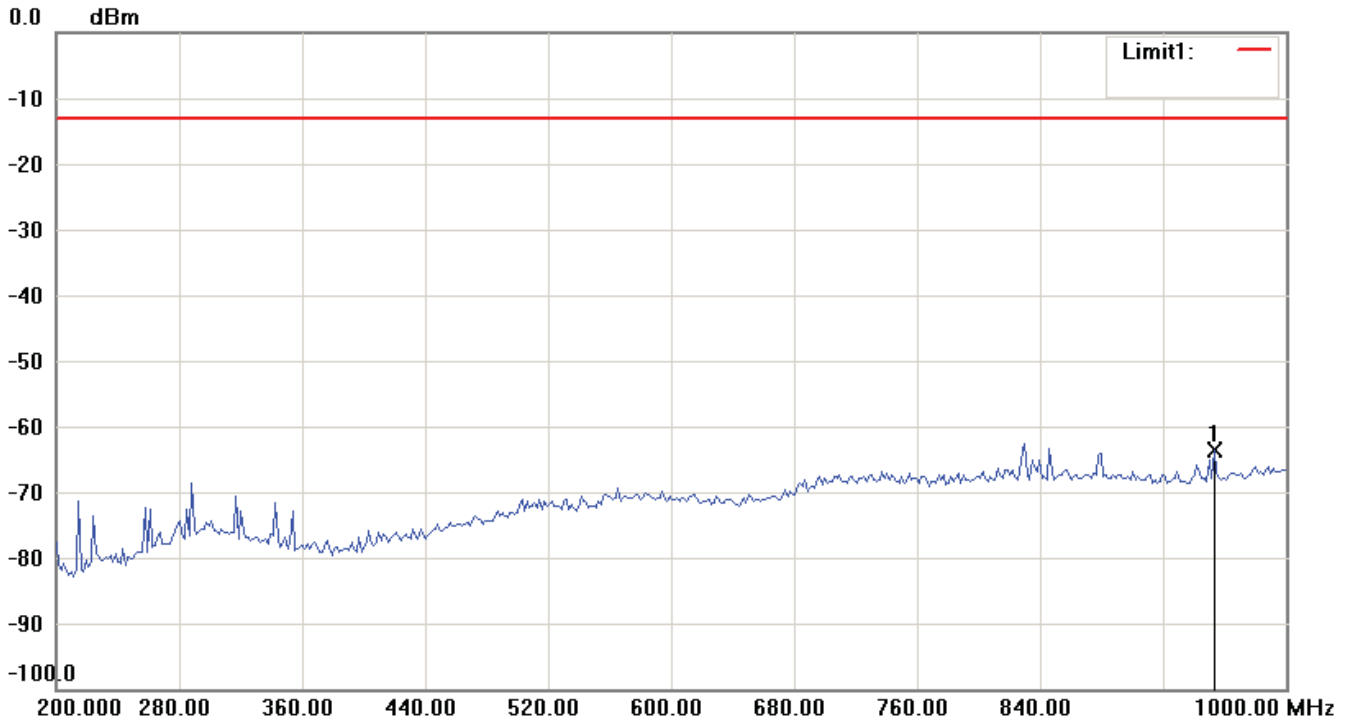
Note:

1. The attached measurement plots are preliminarily pre-scanned with peak detector for determining the final checking frequencies and are for reference only.
2. The some frequencies may exceed the limit line without the specified detectors, but that cannot present the results are failed to the specification of test standard.
3. For corrected test results are listed in the relevant table of radiated test data of this test report.




Report Number: W6M21212-12939-P-2224

FCC ID: GX9CTC10523G



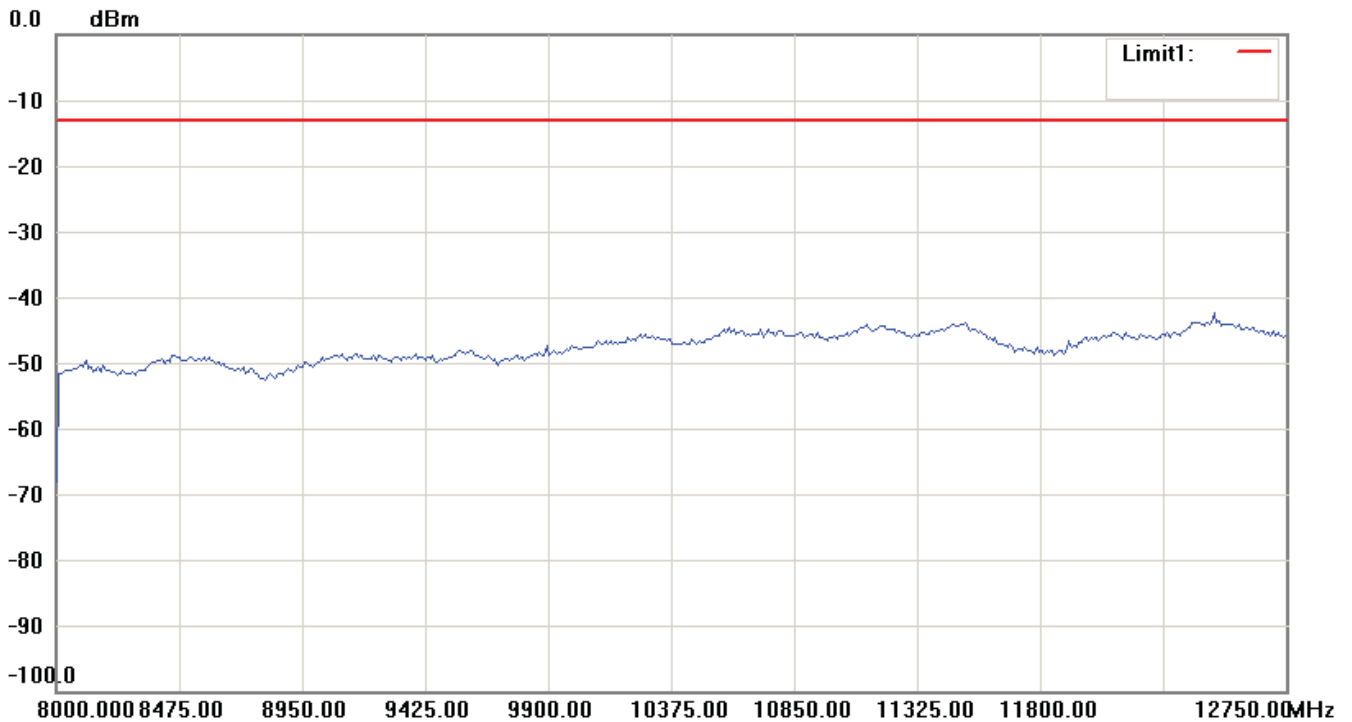
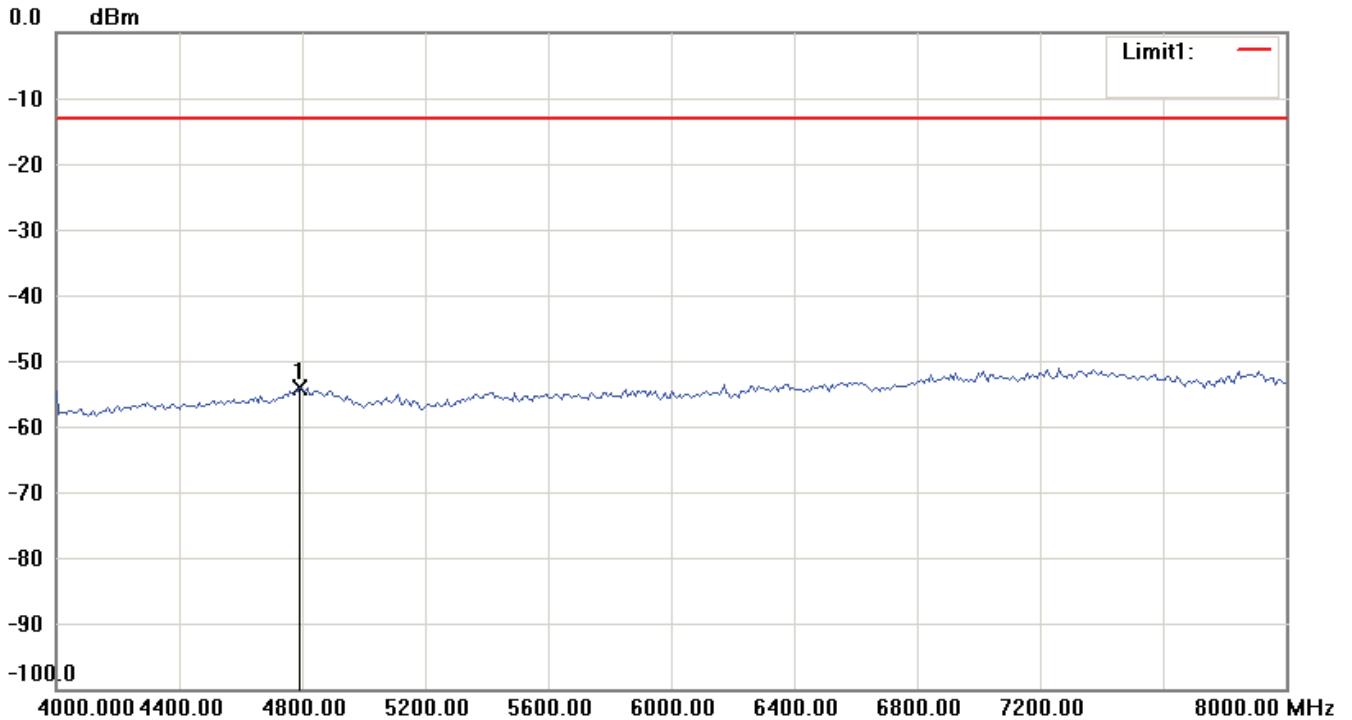
Note:

1. The attached measurement plots are preliminarily pre-scanned with peak detector for determining the final checking frequencies and are for reference only.
2. The some frequencies may exceed the limit line without the specified detectors, but that cannot present the results are failed to the specification of test standard.
3. For corrected test results are listed in the relevant table of radiated test data of this test report.




Report Number: W6M21212-12939-P-2224

FCC ID: GX9CTC10523G



Note:

1. The attached measurement plots are preliminarily pre-scanned with peak detector for determining the final checking frequencies and are for reference only.
2. The some frequencies may exceed the limit line without the specified detectors, but that cannot present the results are failed to the specification of test standard.
3. For corrected test results are listed in the relevant table of radiated test data of this test report.

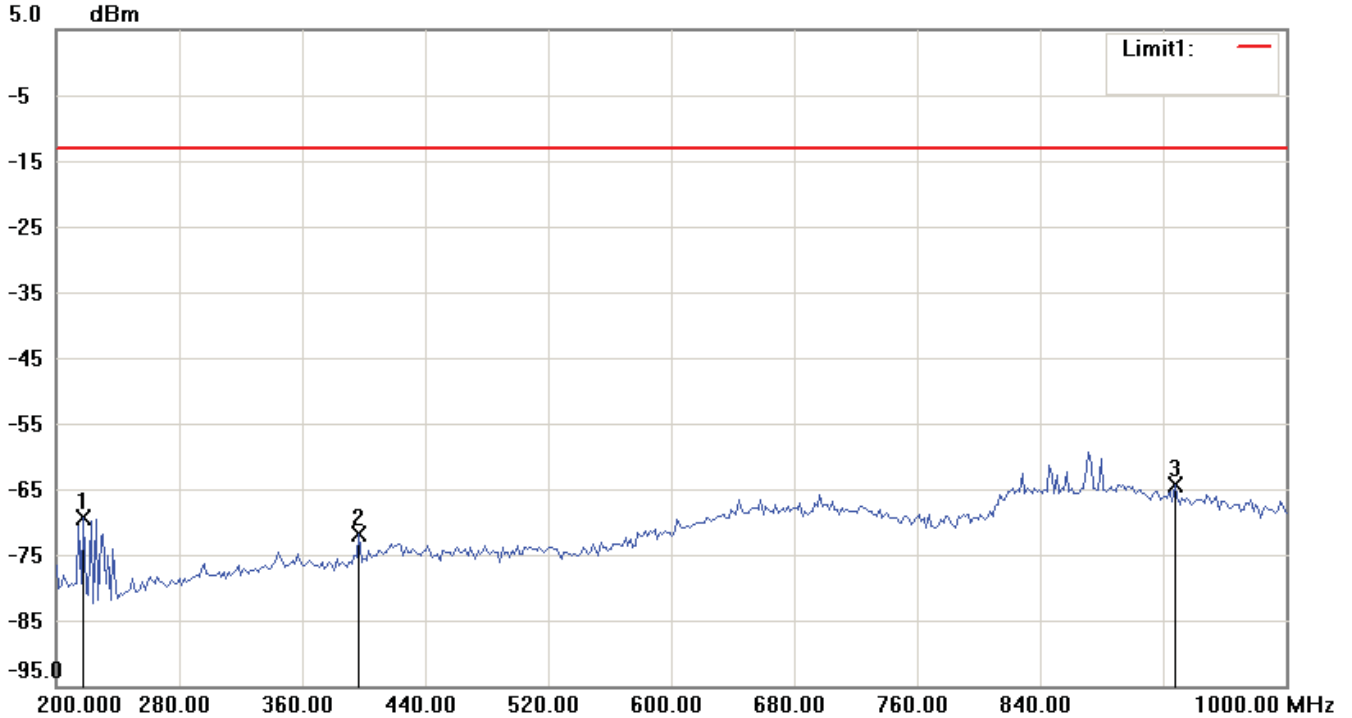


Report Number: W6M21212-12939-P-2224

FCC ID: GX9CTC10523G

Band V_CH 4132_8.1 V

Antenna Polarization H



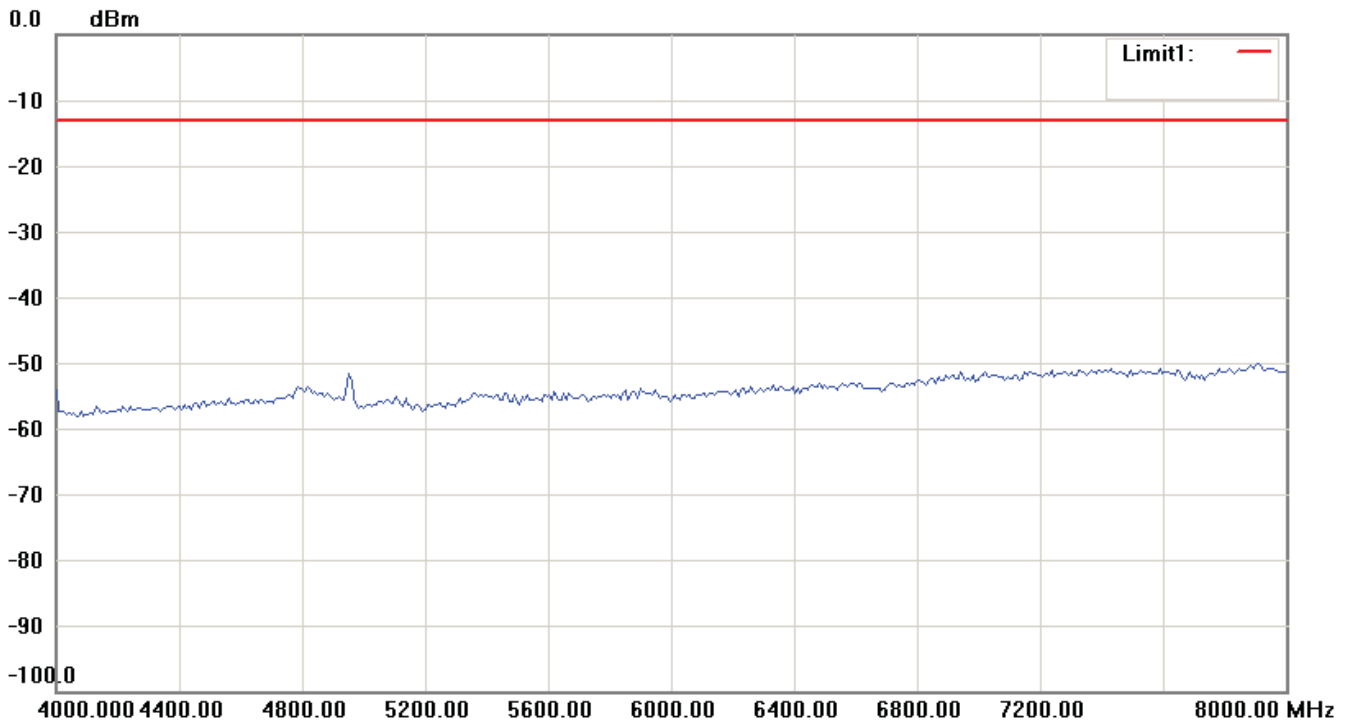
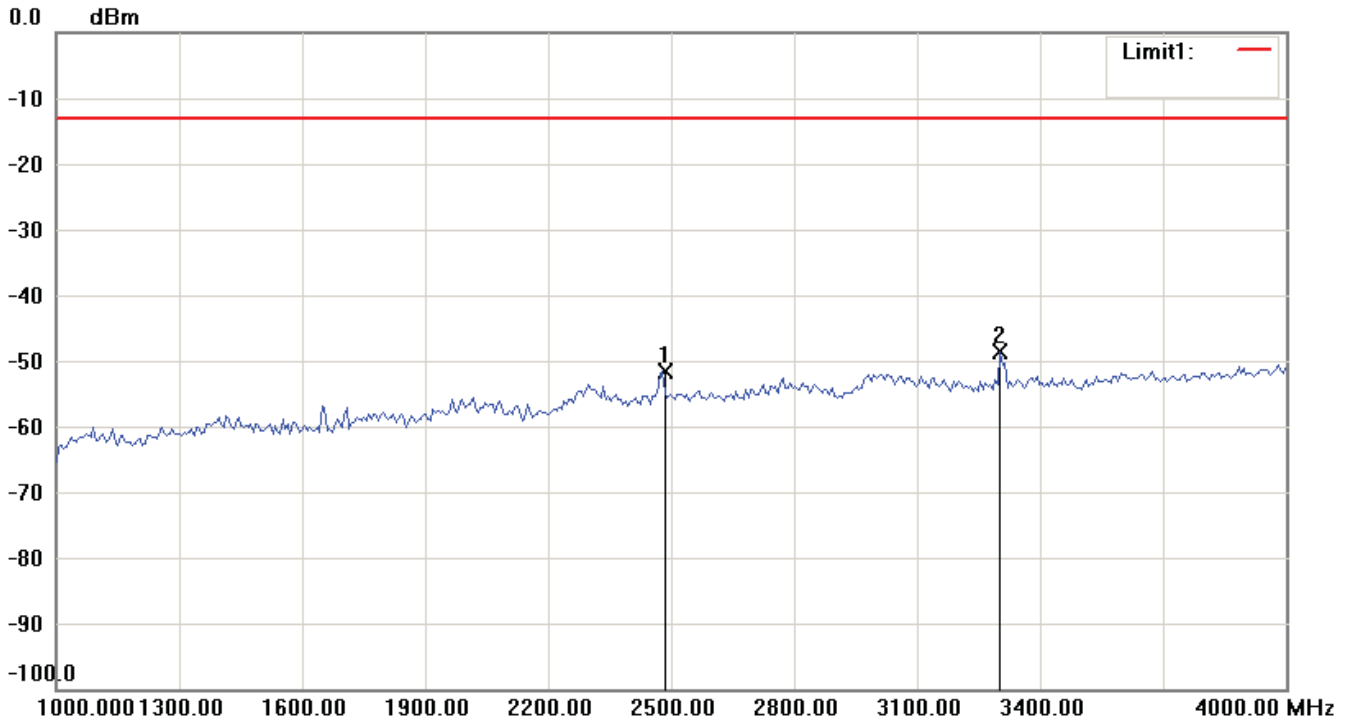
Note:

1. The attached measurement plots are preliminarily pre-scanned with peak detector for determining the final checking frequencies and are for reference only.
2. The some frequencies may exceed the limit line without the specified detectors, but that cannot present the results are failed to the specification of test standard.
3. For corrected test results are listed in the relevant table of radiated test data of this test report.




Report Number: W6M21212-12939-P-2224

FCC ID: GX9CTC10523G



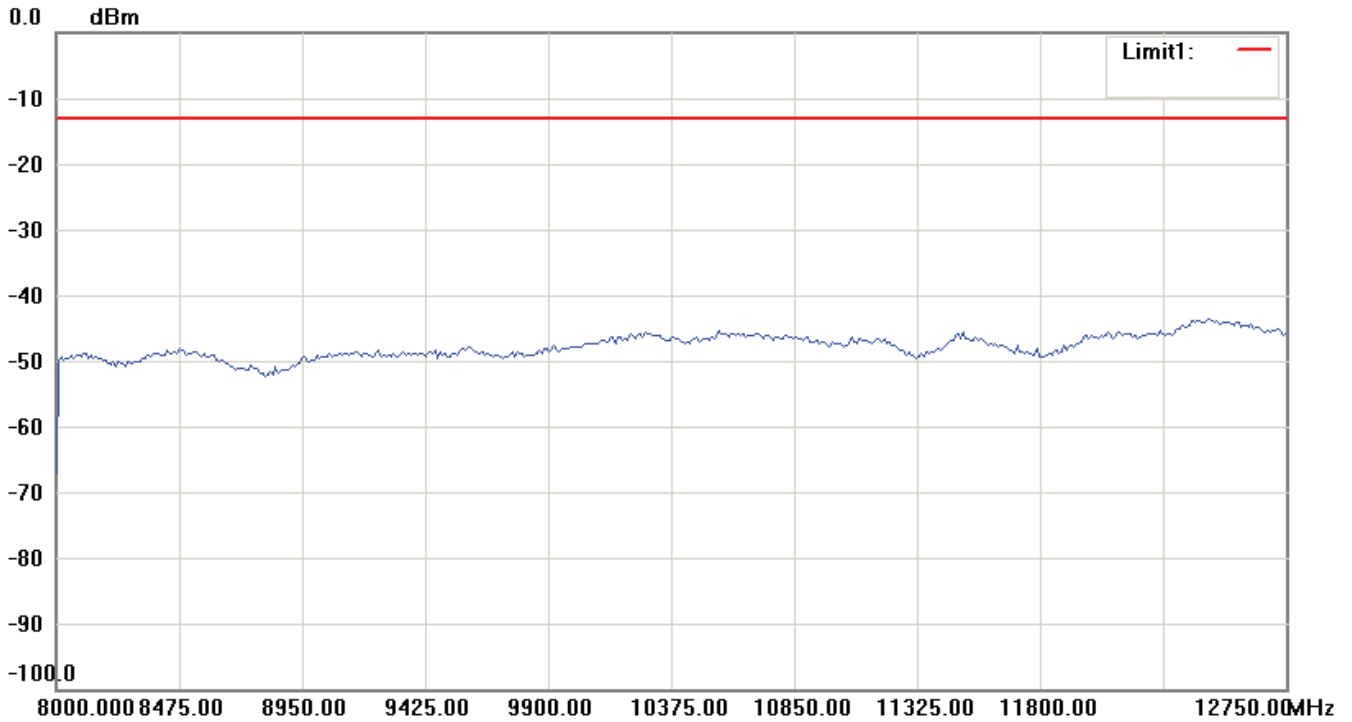
Note:

1. The attached measurement plots are preliminarily pre-scanned with peak detector for determining the final checking frequencies and are for reference only.
2. The some frequencies may exceed the limit line without the specified detectors, but that cannot present the results are failed to the specification of test standard.
3. For corrected test results are listed in the relevant table of radiated test data of this test report.

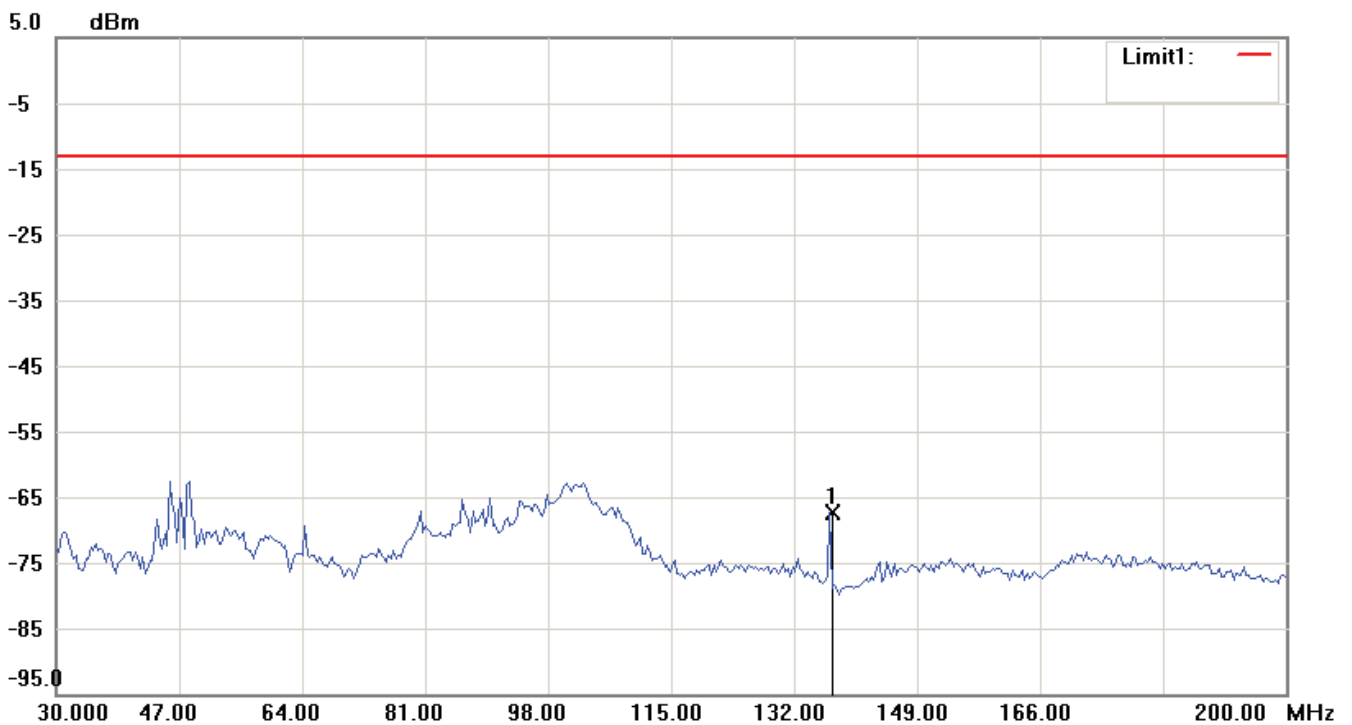


Report Number: W6M21212-12939-P-2224

FCC ID: GX9CTC10523G




Antenna Polarization V



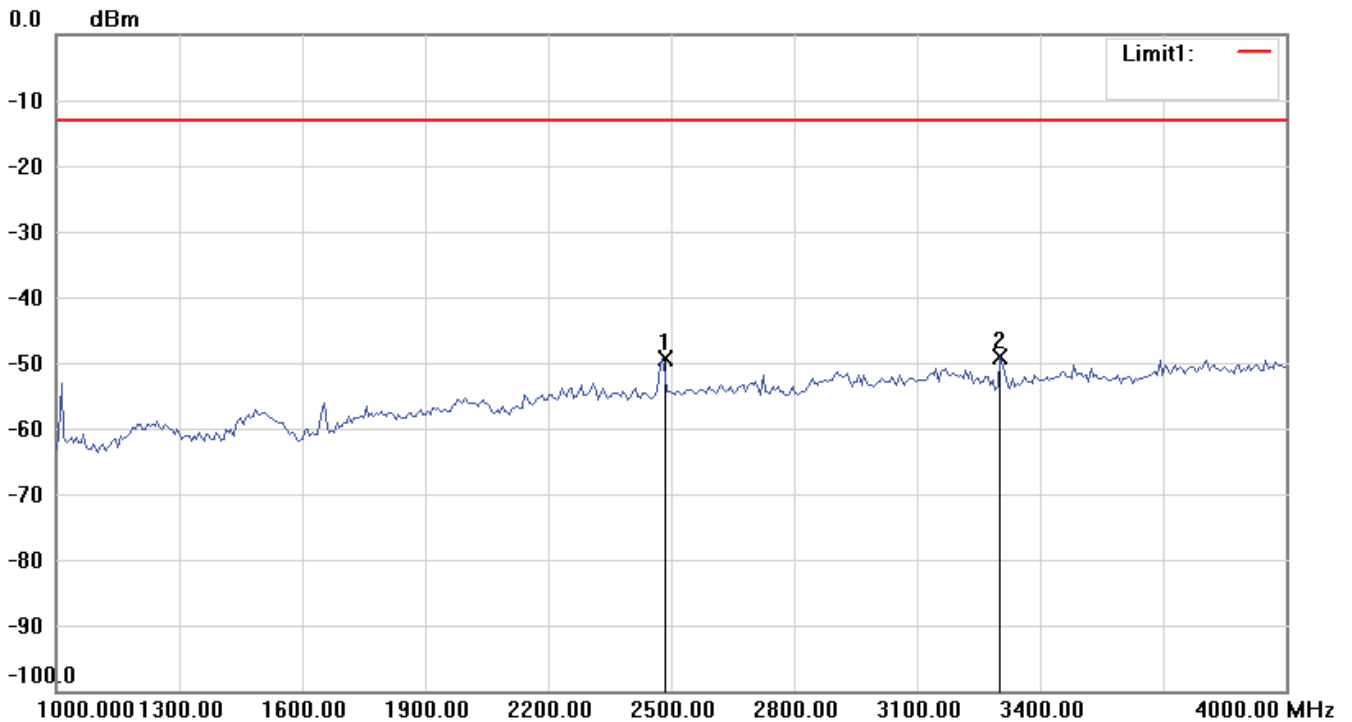
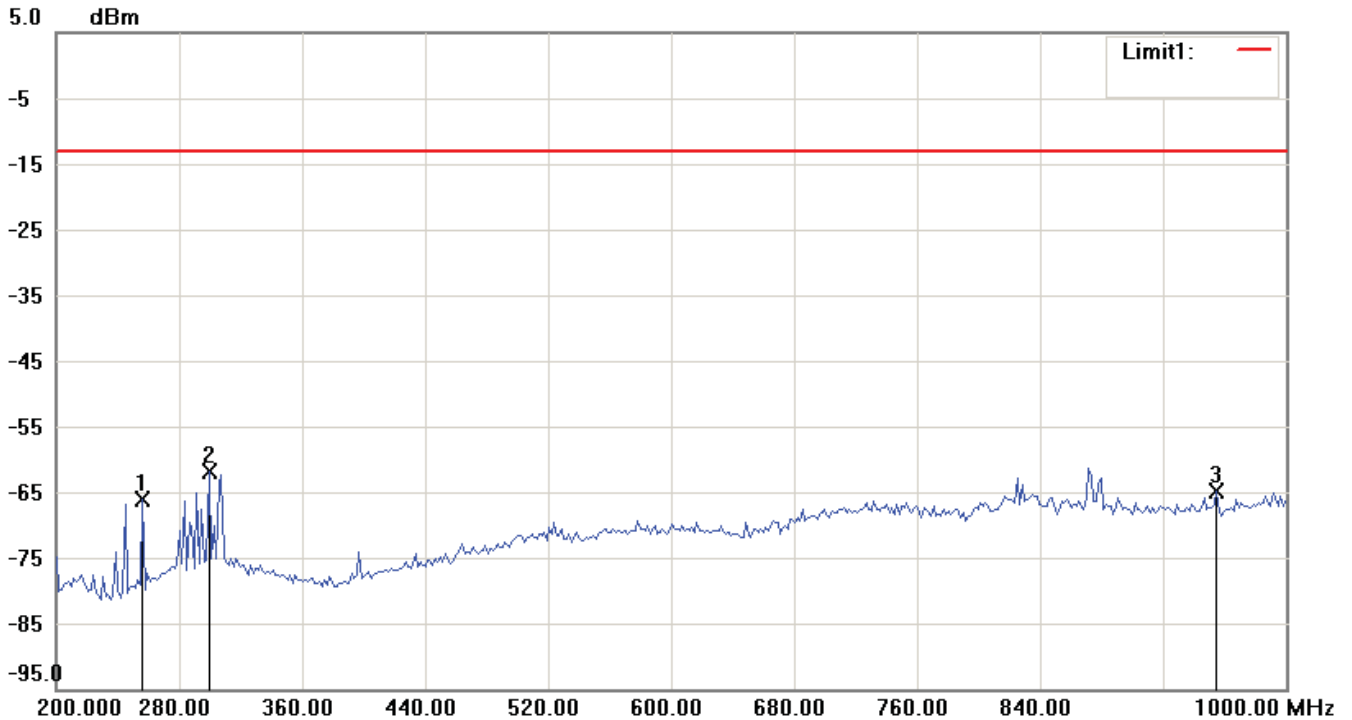
Note:

1. The attached measurement plots are preliminarily pre-scanned with peak detector for determining the final checking frequencies and are for reference only.
2. The some frequencies may exceed the limit line without the specified detectors, but that cannot present the results are failed to the specification of test standard.
3. For corrected test results are listed in the relevant table of radiated test data of this test report.



Report Number: W6M21212-12939-P-2224

FCC ID: GX9CTC10523G



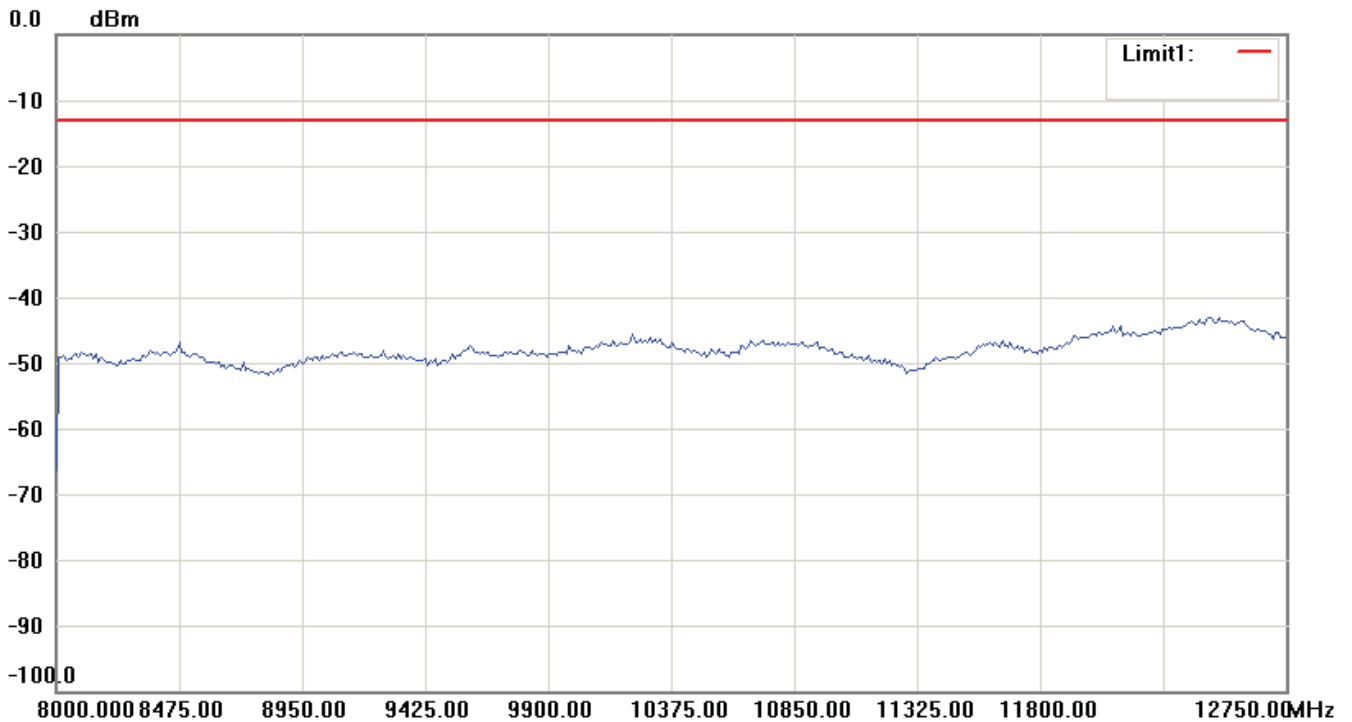
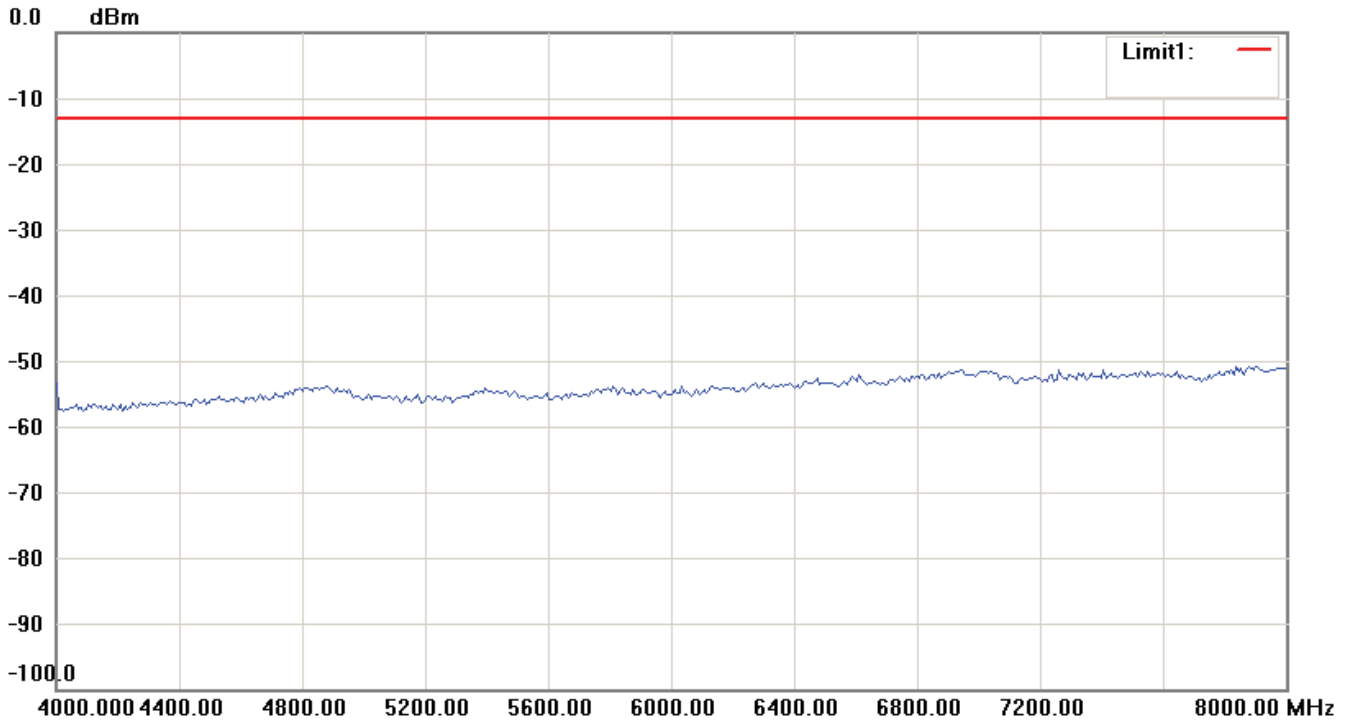
Note:

1. The attached measurement plots are preliminarily pre-scanned with peak detector for determining the final checking frequencies and are for reference only.
2. The some frequencies may exceed the limit line without the specified detectors, but that cannot present the results are failed to the specification of test standard.
3. For corrected test results are listed in the relevant table of radiated test data of this test report.




Report Number: W6M21212-12939-P-2224

FCC ID: GX9CTC10523G



Note:

1. The attached measurement plots are preliminarily pre-scanned with peak detector for determining the final checking frequencies and are for reference only.
2. The some frequencies may exceed the limit line without the specified detectors, but that cannot present the results are failed to the specification of test standard.
3. For corrected test results are listed in the relevant table of radiated test data of this test report.



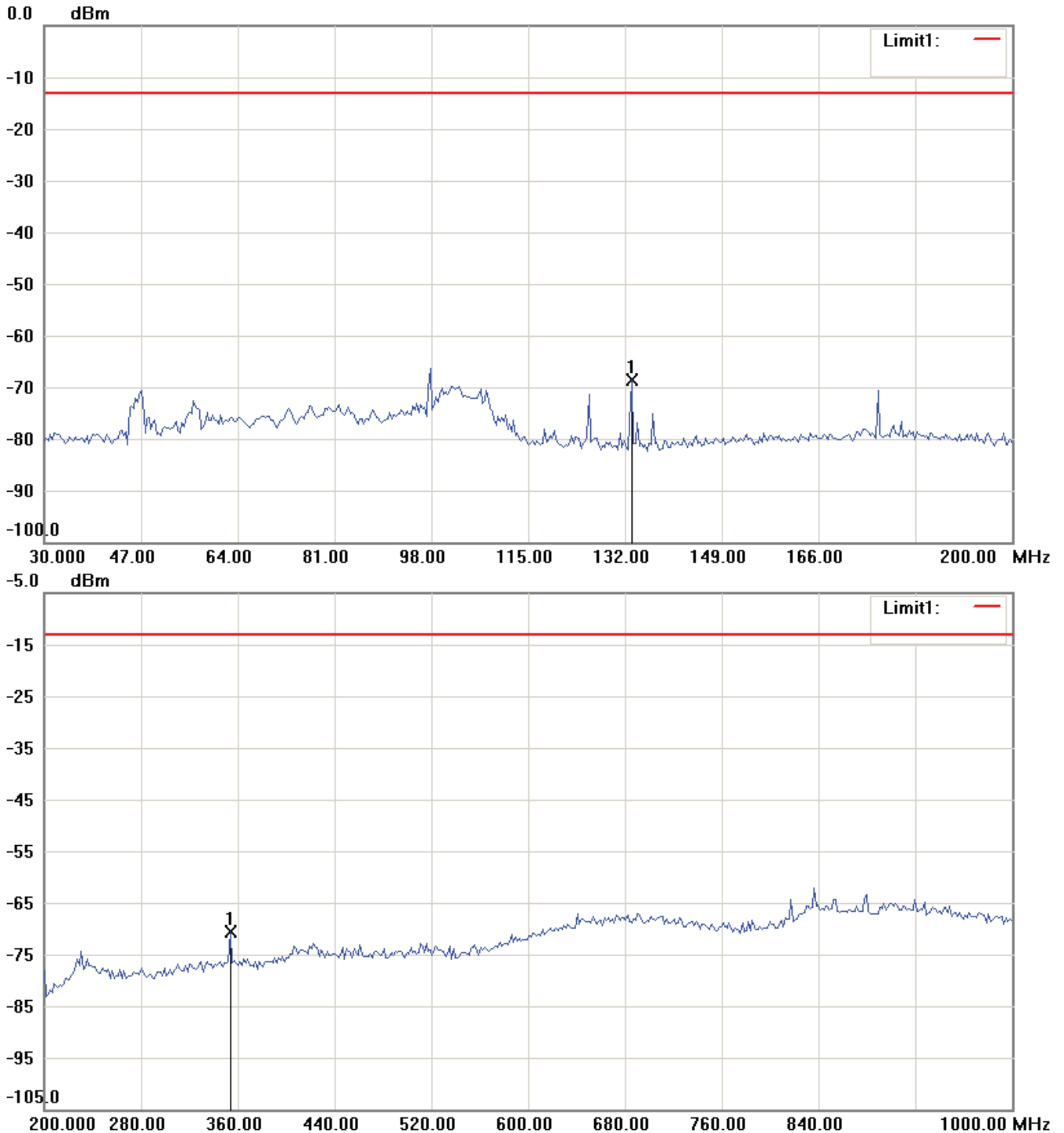
Worldwide Testing Services(Taiwan) Co., Ltd.

Report Number: W6M21212-12939-P-2224

FCC ID: GX9CTC10523G


Band V_CH 4183_9 V

Antenna Polarization H



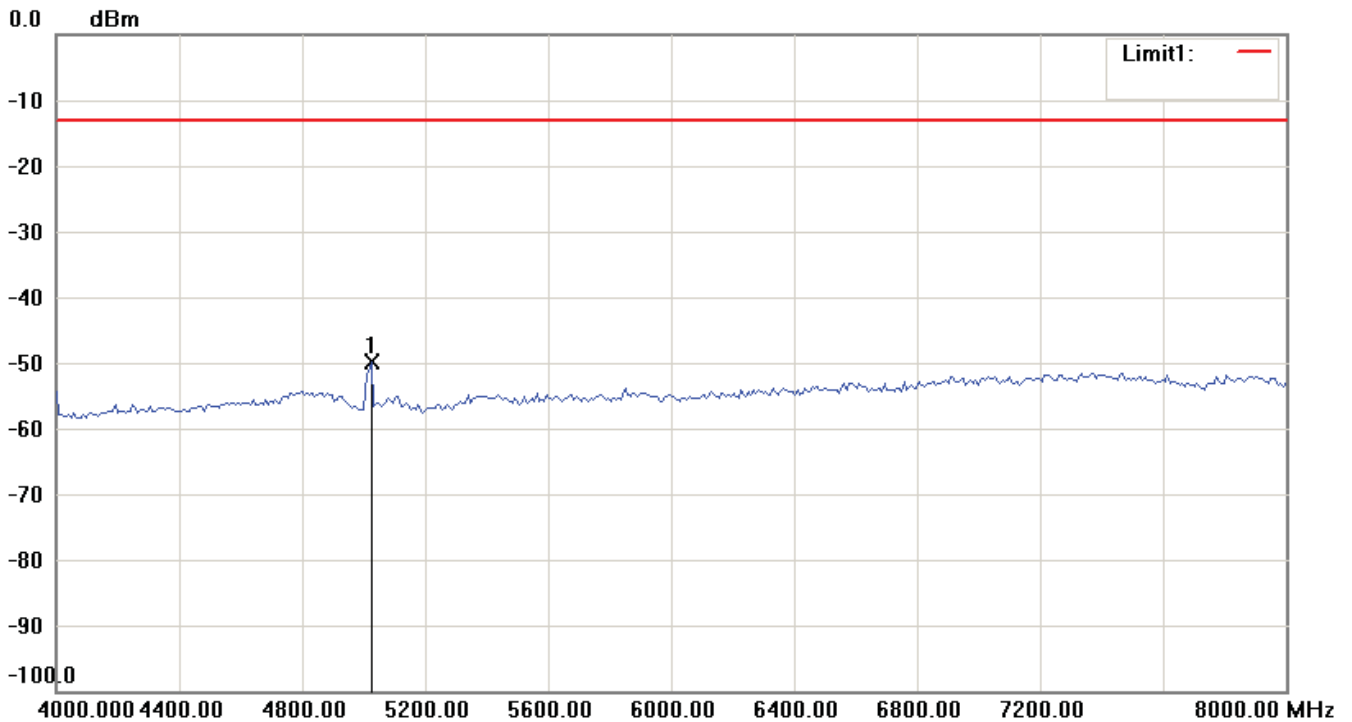
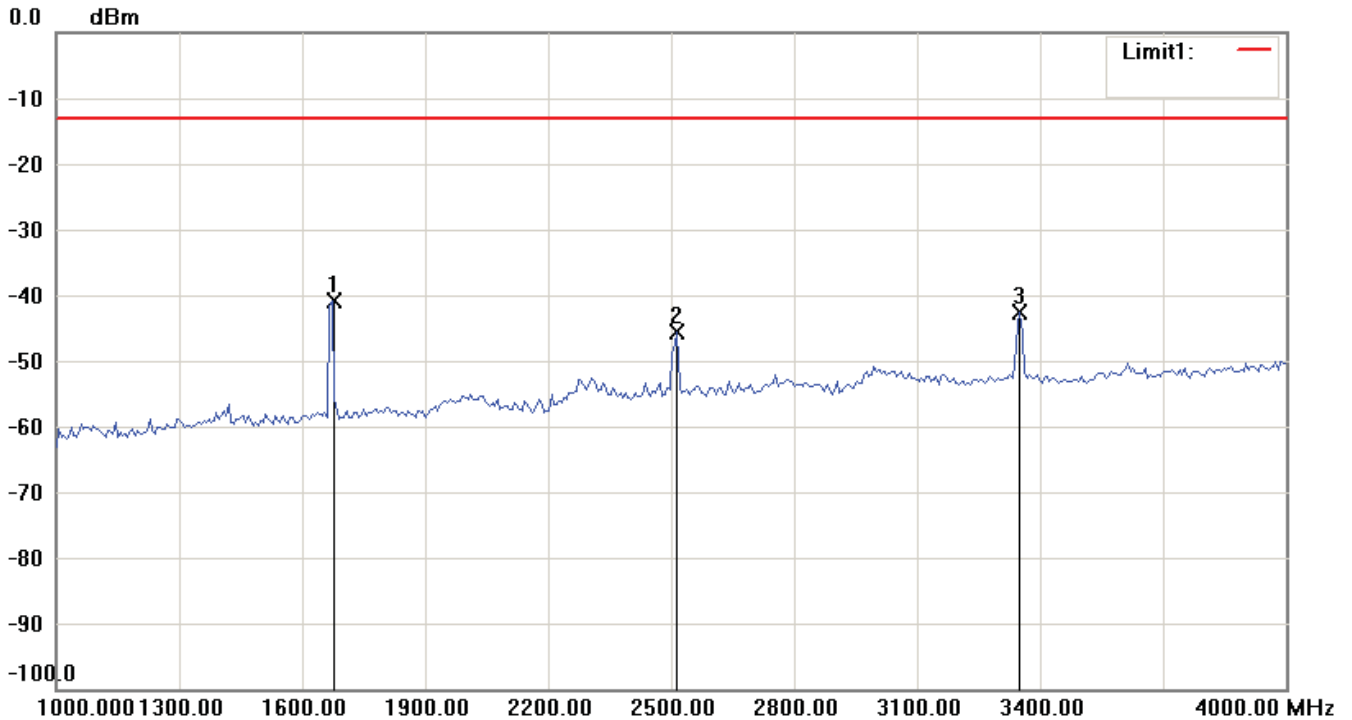
Note:

1. The attached measurement plots are preliminarily pre-scanned with peak detector for determining the final checking frequencies and are for reference only.
2. The some frequencies may exceed the limit line without the specified detectors, but that cannot present the results are failed to the specification of test standard.
3. For corrected test results are listed in the relevant table of radiated test data of this test report.




Report Number: W6M21212-12939-P-2224

FCC ID: GX9CTC10523G



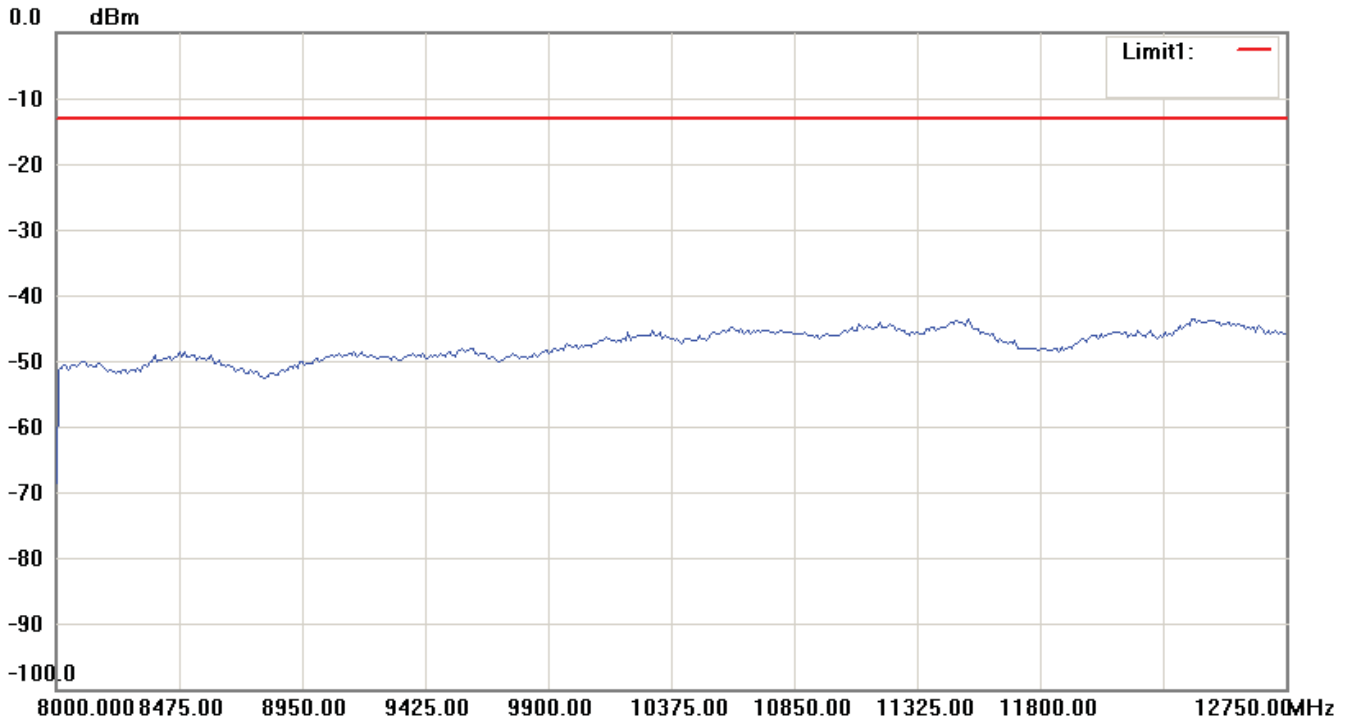
Note:

1. The attached measurement plots are preliminarily pre-scanned with peak detector for determining the final checking frequencies and are for reference only.
2. The some frequencies may exceed the limit line without the specified detectors, but that cannot present the results are failed to the specification of test standard.
3. For corrected test results are listed in the relevant table of radiated test data of this test report.

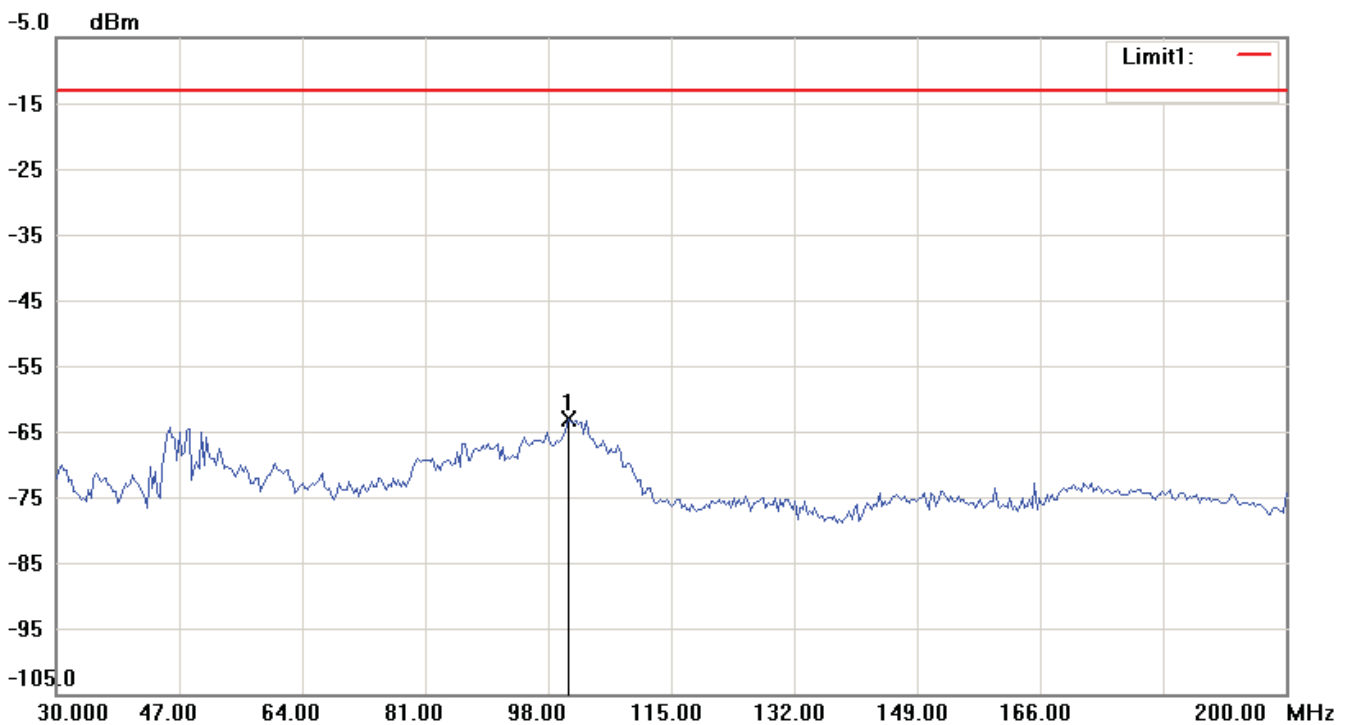


Report Number: W6M21212-12939-P-2224

FCC ID: GX9CTC10523G




Antenna Polarization V



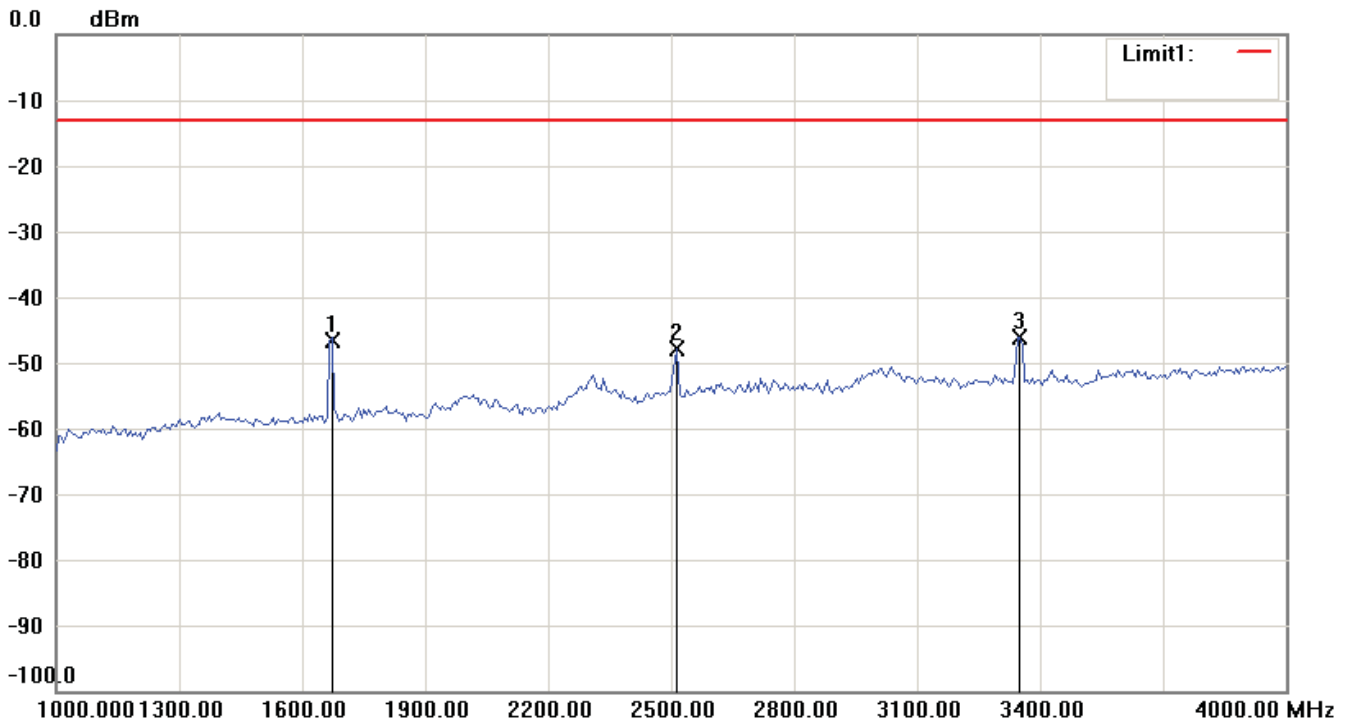
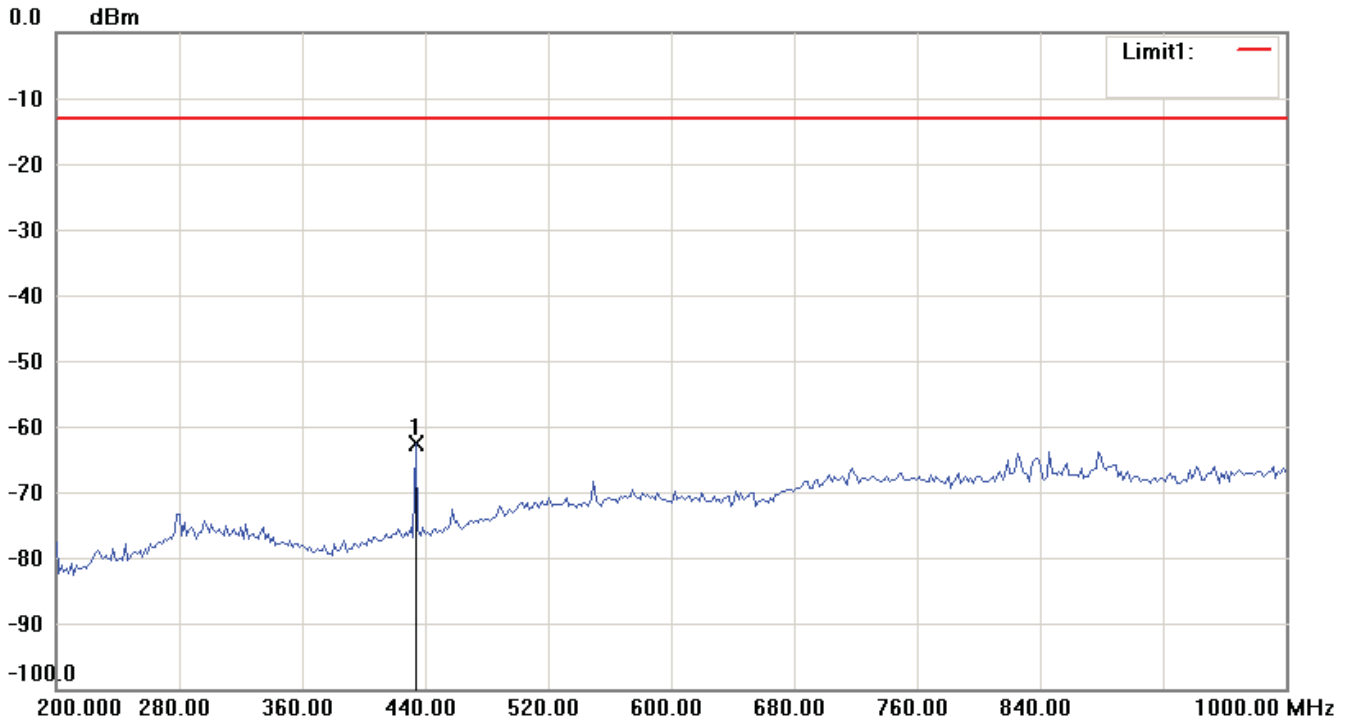
Note:

1. The attached measurement plots are preliminarily pre-scanned with peak detector for determining the final checking frequencies and are for reference only.
2. The some frequencies may exceed the limit line without the specified detectors, but that cannot present the results are failed to the specification of test standard.
3. For corrected test results are listed in the relevant table of radiated test data of this test report.



Report Number: W6M21212-12939-P-2224

FCC ID: GX9CTC10523G



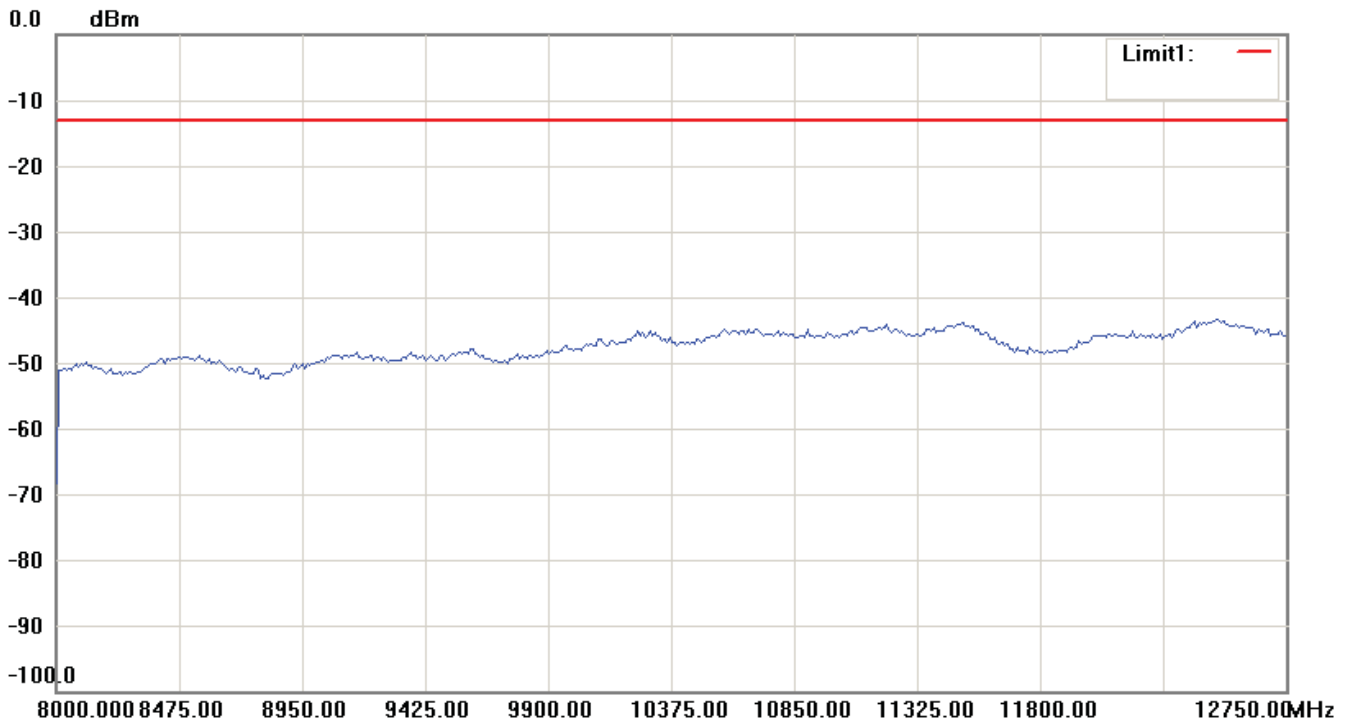
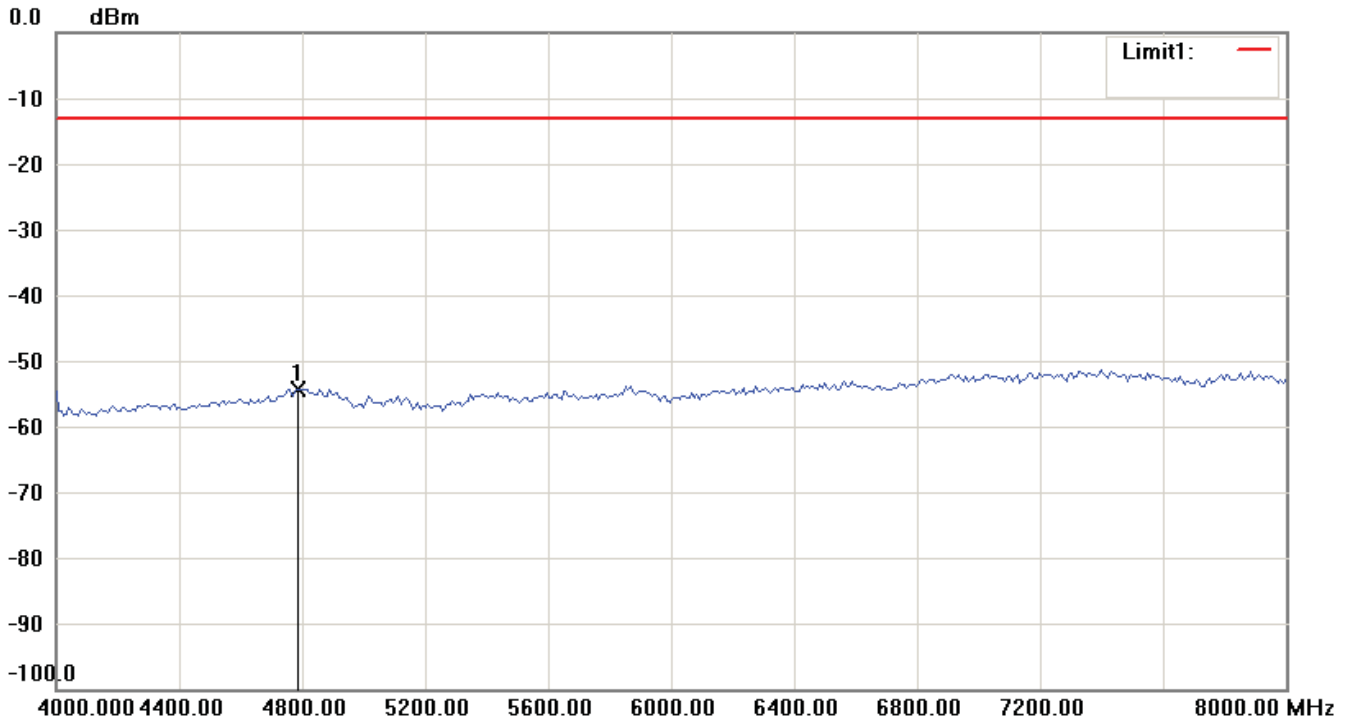
Note:

1. The attached measurement plots are preliminarily pre-scanned with peak detector for determining the final checking frequencies and are for reference only.
2. The some frequencies may exceed the limit line without the specified detectors, but that cannot present the results are failed to the specification of test standard.
3. For corrected test results are listed in the relevant table of radiated test data of this test report.




Report Number: W6M21212-12939-P-2224

FCC ID: GX9CTC10523G



Note:

1. The attached measurement plots are preliminarily pre-scanned with peak detector for determining the final checking frequencies and are for reference only.
2. The some frequencies may exceed the limit line without the specified detectors, but that cannot present the results are failed to the specification of test standard.
3. For corrected test results are listed in the relevant table of radiated test data of this test report.

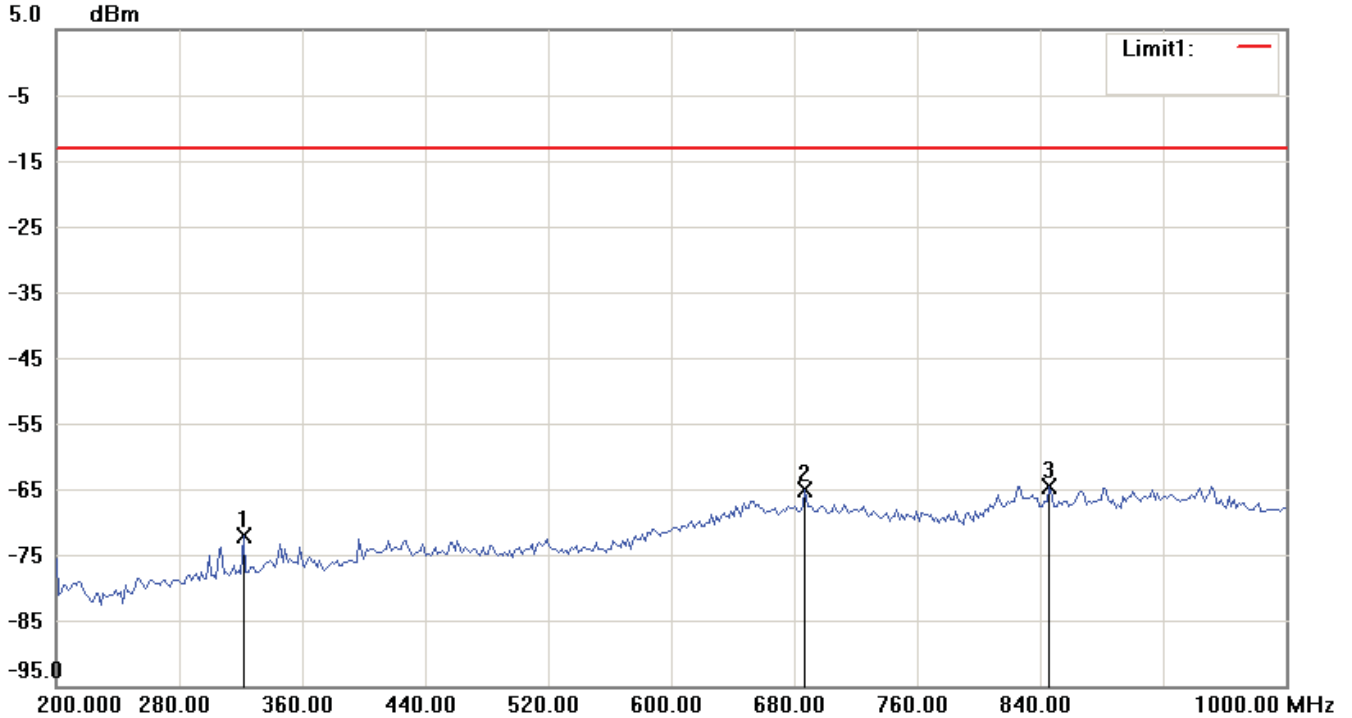


Report Number: W6M21212-12939-P-2224

FCC ID: GX9CTC10523G


Band V_CH4183_8.1 V

Antenna Polarization H



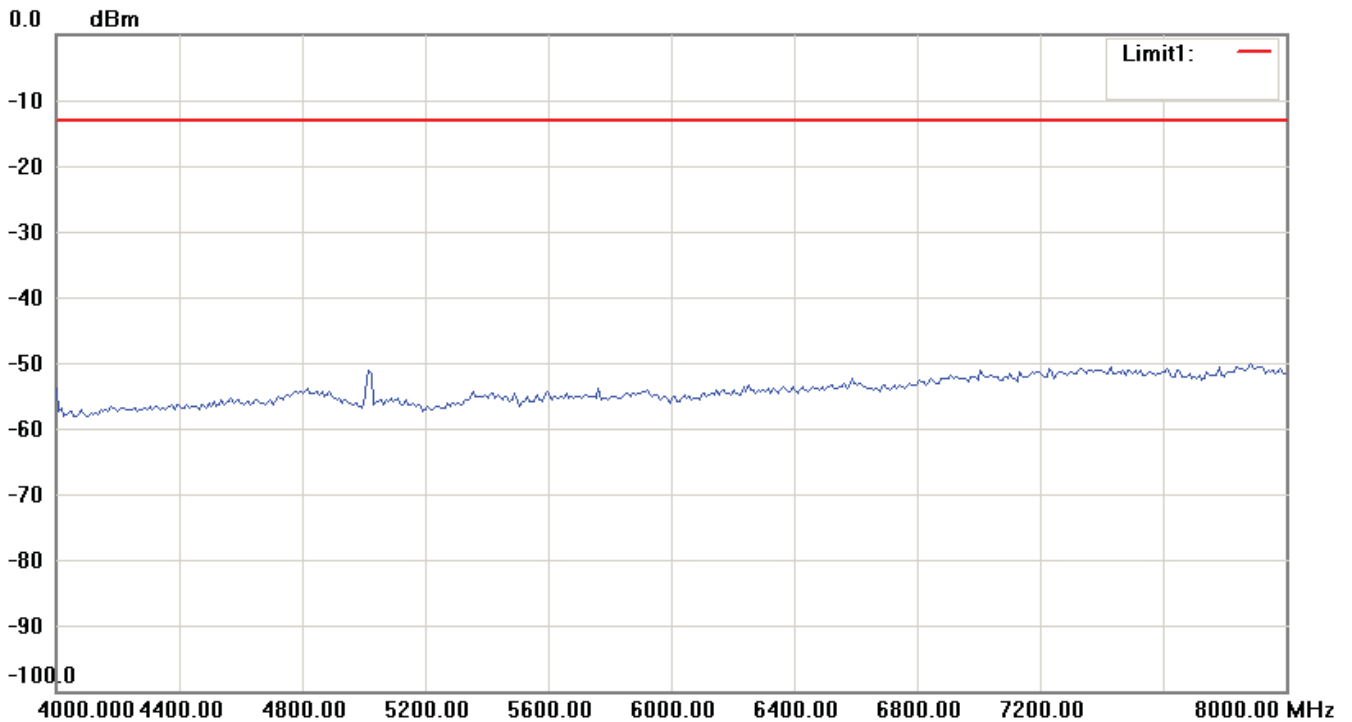
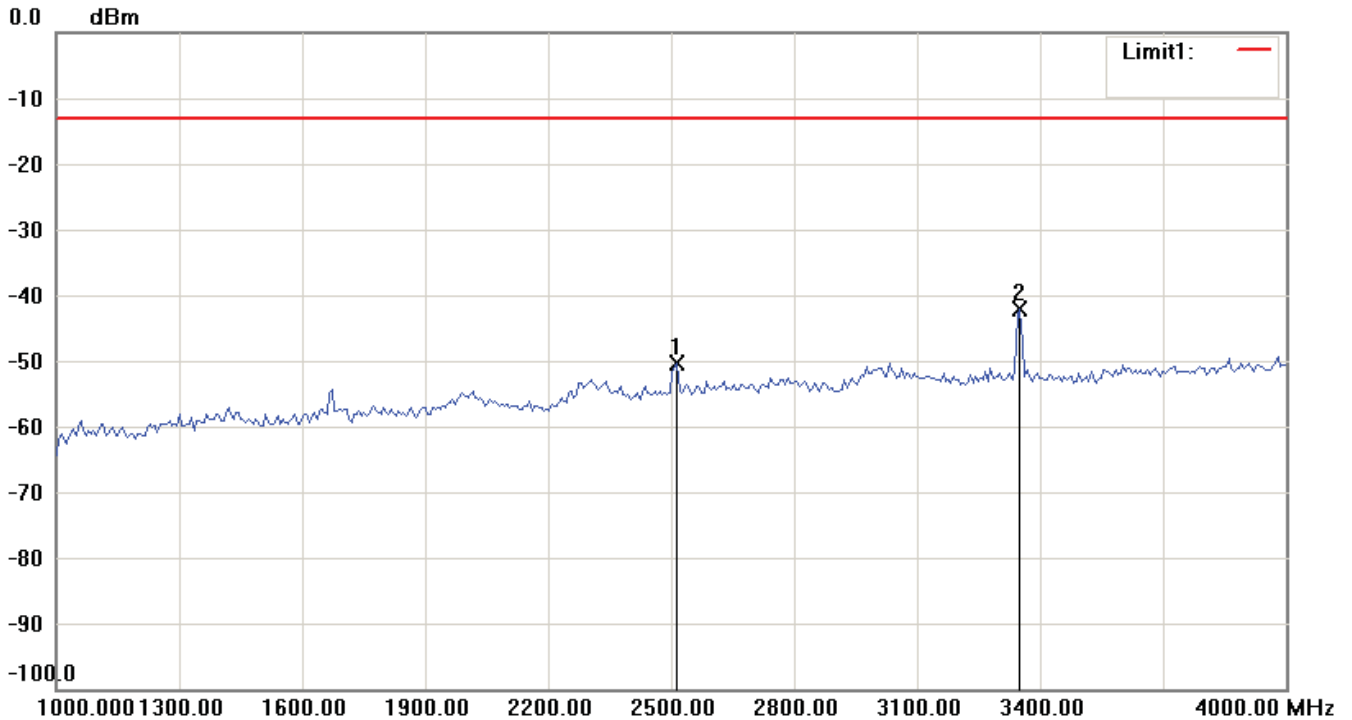
Note:

1. The attached measurement plots are preliminarily pre-scanned with peak detector for determining the final checking frequencies and are for reference only.
2. The some frequencies may exceed the limit line without the specified detectors, but that cannot present the results are failed to the specification of test standard.
3. For corrected test results are listed in the relevant table of radiated test data of this test report.




Report Number: W6M21212-12939-P-2224

FCC ID: GX9CTC10523G



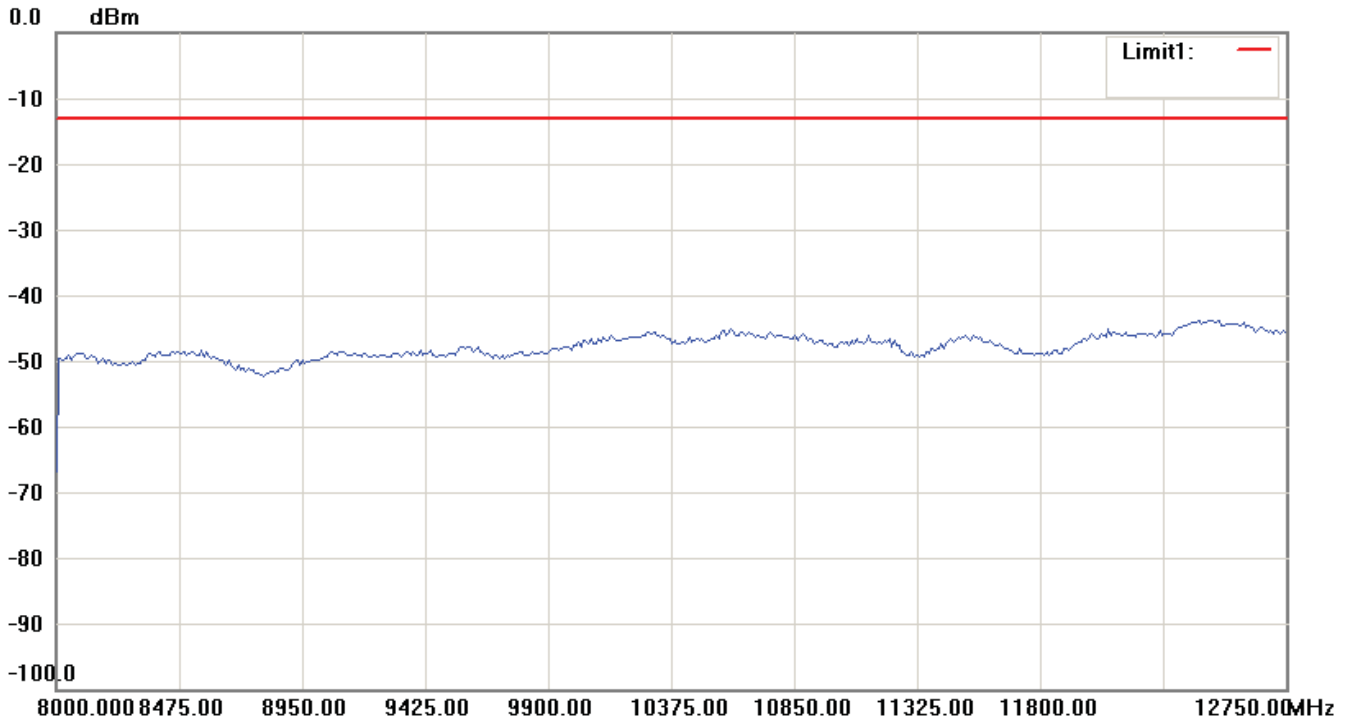
Note:

1. The attached measurement plots are preliminarily pre-scanned with peak detector for determining the final checking frequencies and are for reference only.
2. The some frequencies may exceed the limit line without the specified detectors, but that cannot present the results are failed to the specification of test standard.
3. For corrected test results are listed in the relevant table of radiated test data of this test report.

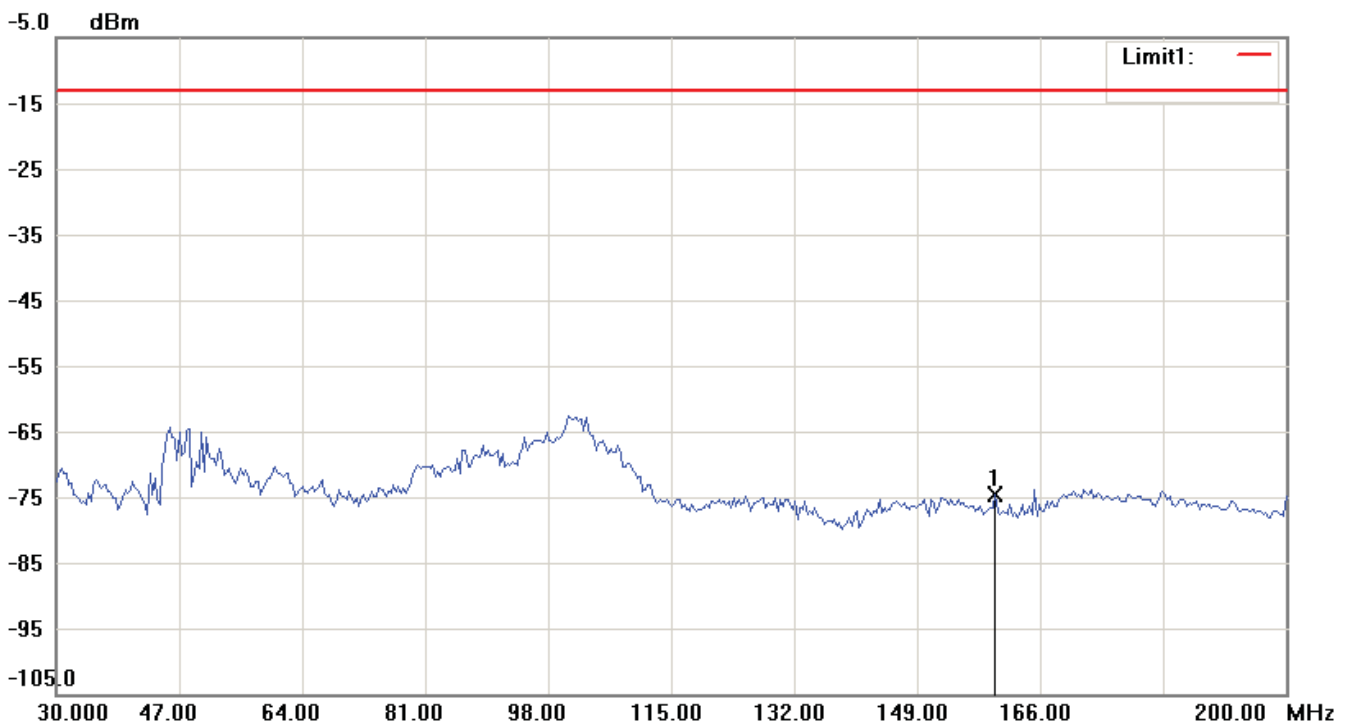


Report Number: W6M21212-12939-P-2224

FCC ID: GX9CTC10523G




Antenna Polarization V



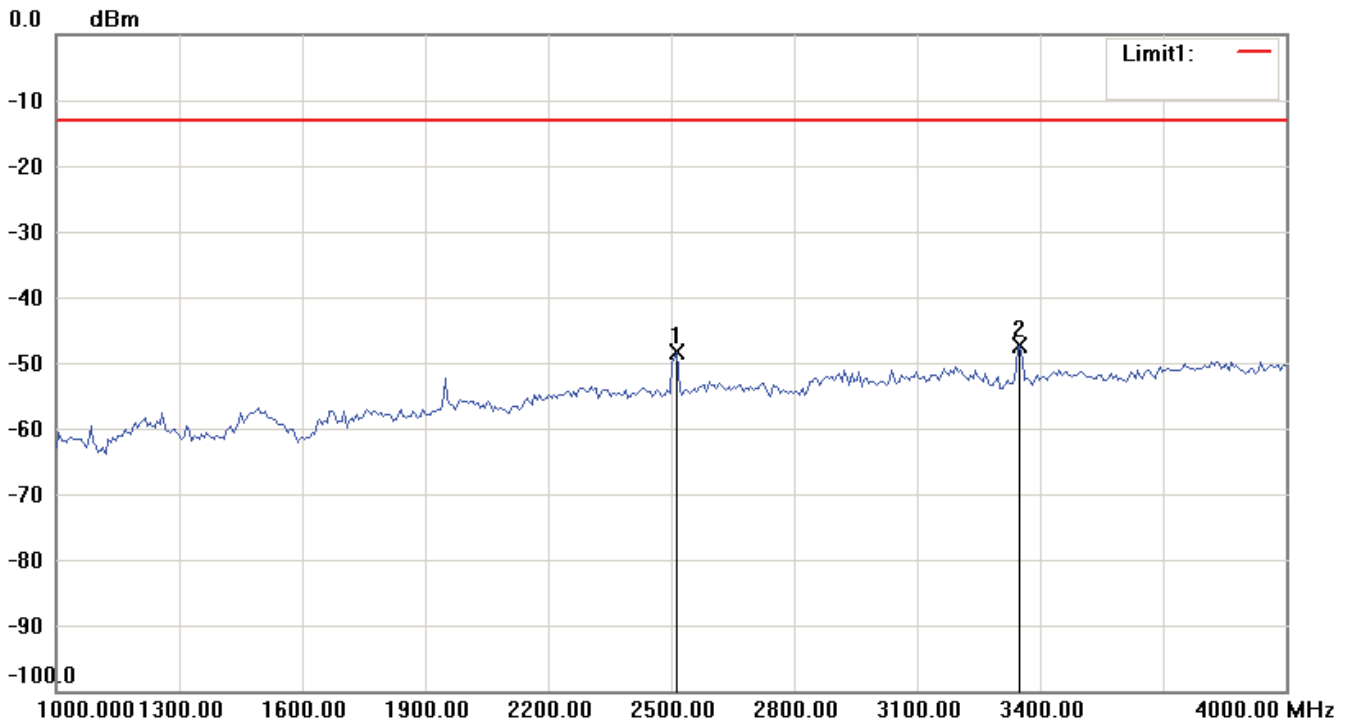
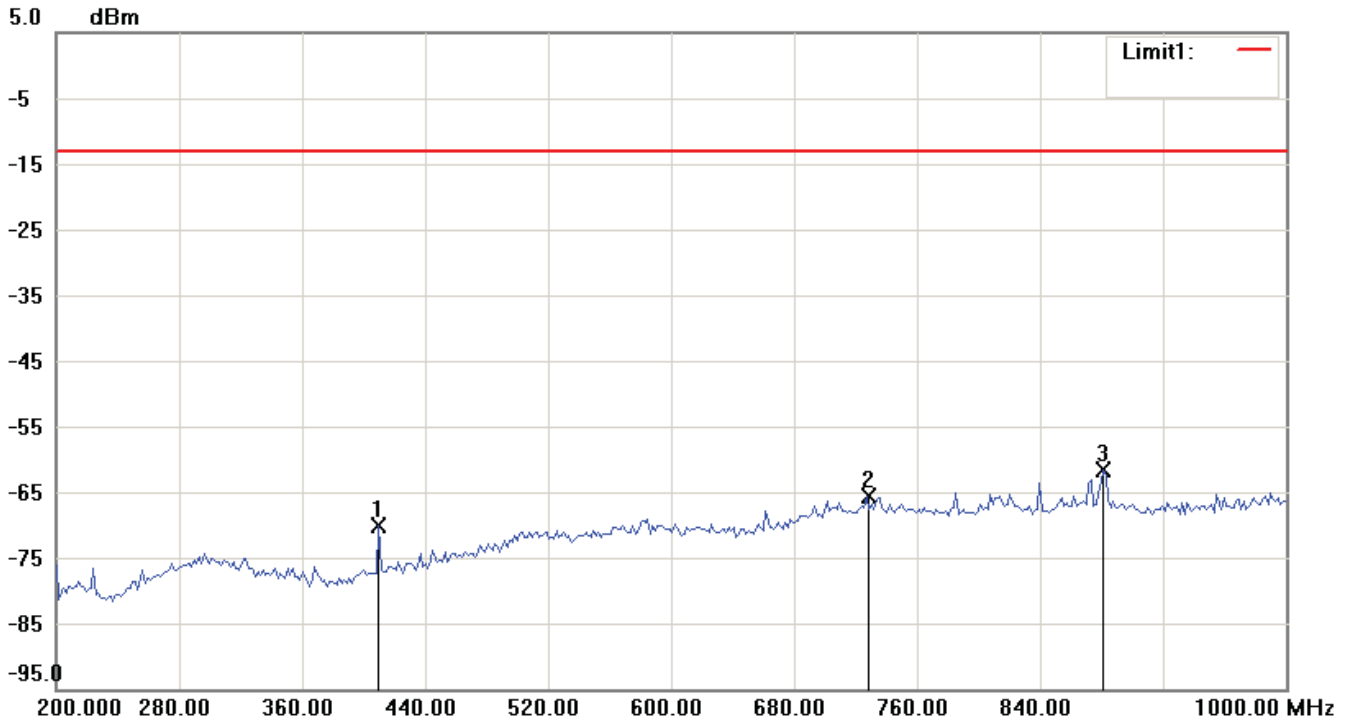
Note:

1. The attached measurement plots are preliminarily pre-scanned with peak detector for determining the final checking frequencies and are for reference only.
2. The some frequencies may exceed the limit line without the specified detectors, but that cannot present the results are failed to the specification of test standard.
3. For corrected test results are listed in the relevant table of radiated test data of this test report.




Report Number: W6M21212-12939-P-2224

FCC ID: GX9CTC10523G



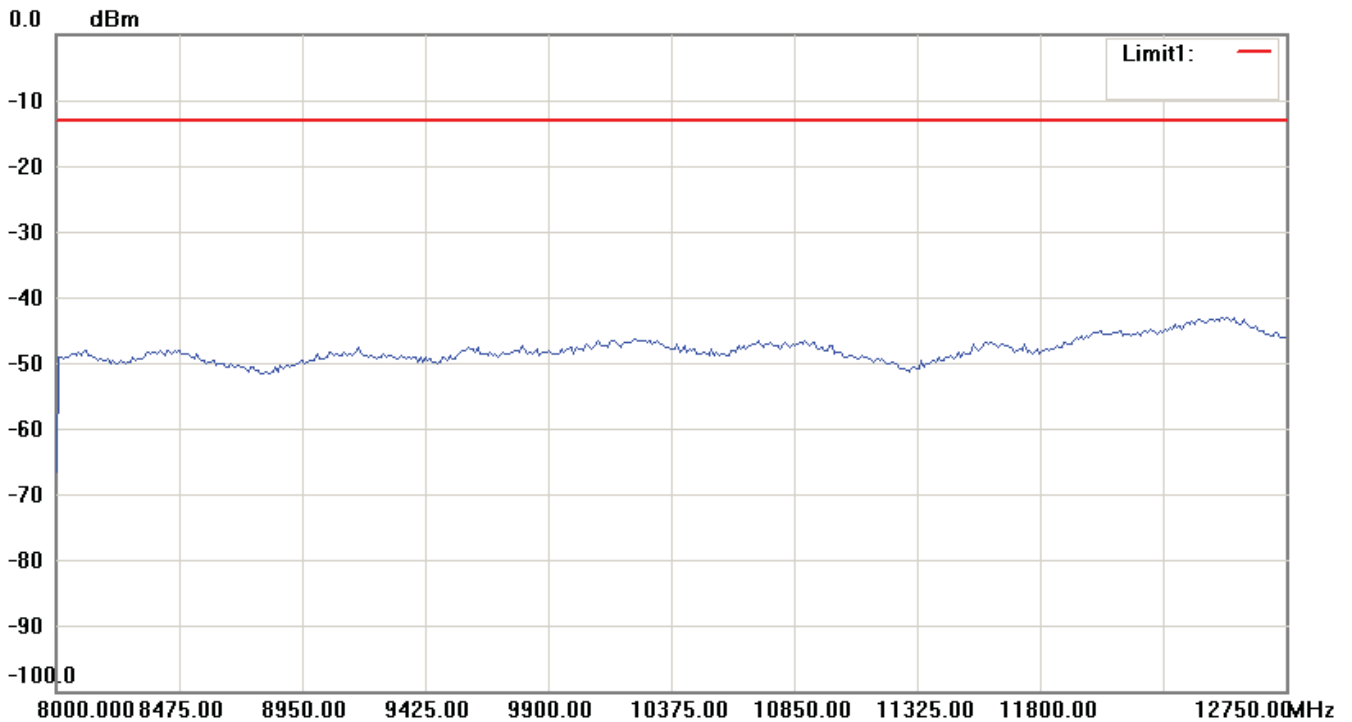
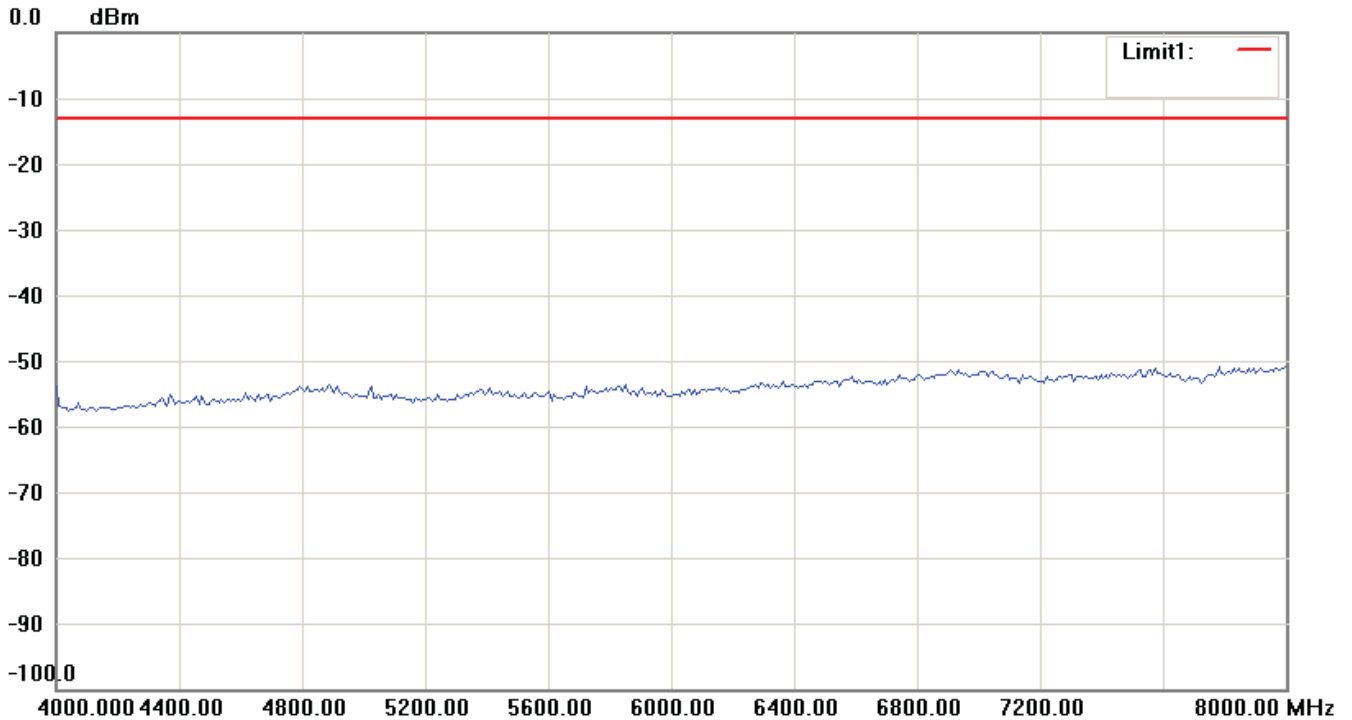
Note:

1. The attached measurement plots are preliminarily pre-scanned with peak detector for determining the final checking frequencies and are for reference only.
2. The some frequencies may exceed the limit line without the specified detectors, but that cannot present the results are failed to the specification of test standard.
3. For corrected test results are listed in the relevant table of radiated test data of this test report.




Report Number: W6M21212-12939-P-2224

FCC ID: GX9CTC10523G



Note:

1. The attached measurement plots are preliminarily pre-scanned with peak detector for determining the final checking frequencies and are for reference only.
2. The some frequencies may exceed the limit line without the specified detectors, but that cannot present the results are failed to the specification of test standard.
3. For corrected test results are listed in the relevant table of radiated test data of this test report.



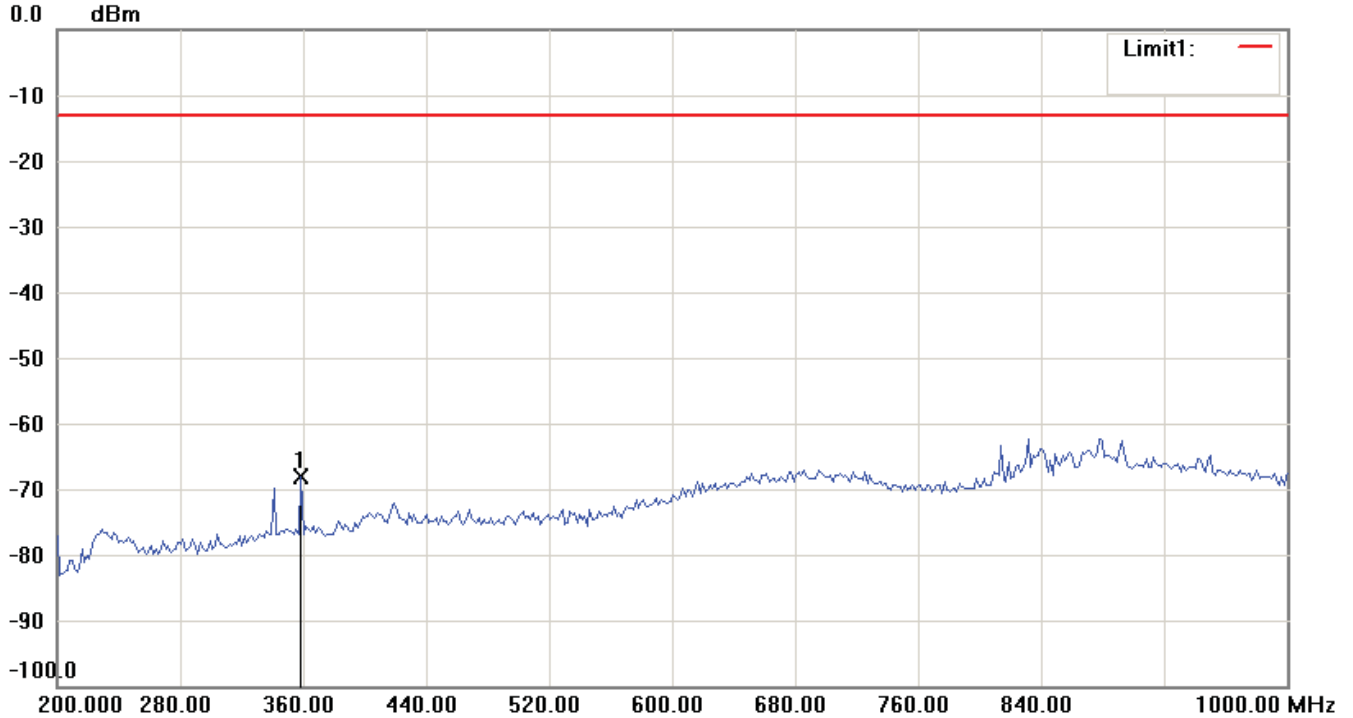
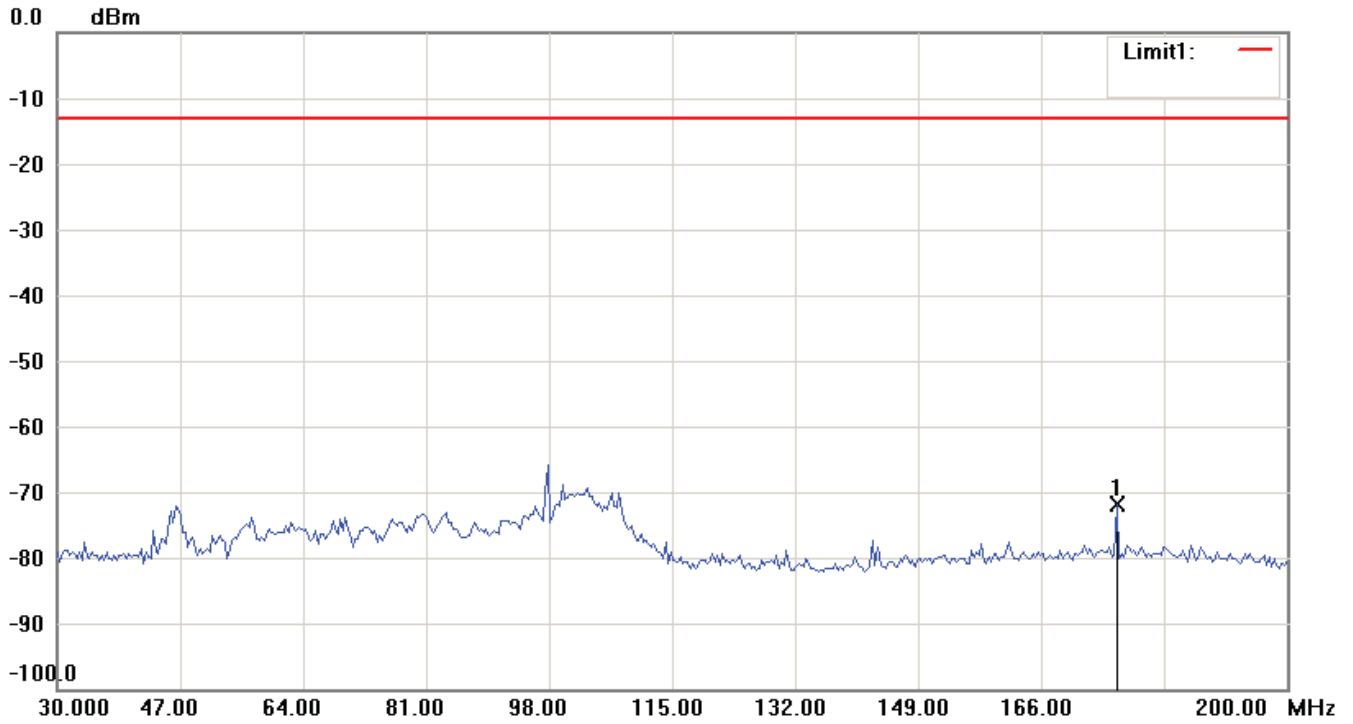
Worldwide Testing Services(Taiwan) Co., Ltd.

Report Number: W6M21212-12939-P-2224

FCC ID: GX9CTC10523G


Band V_CH 4233_9 V

Antenna Polarization H



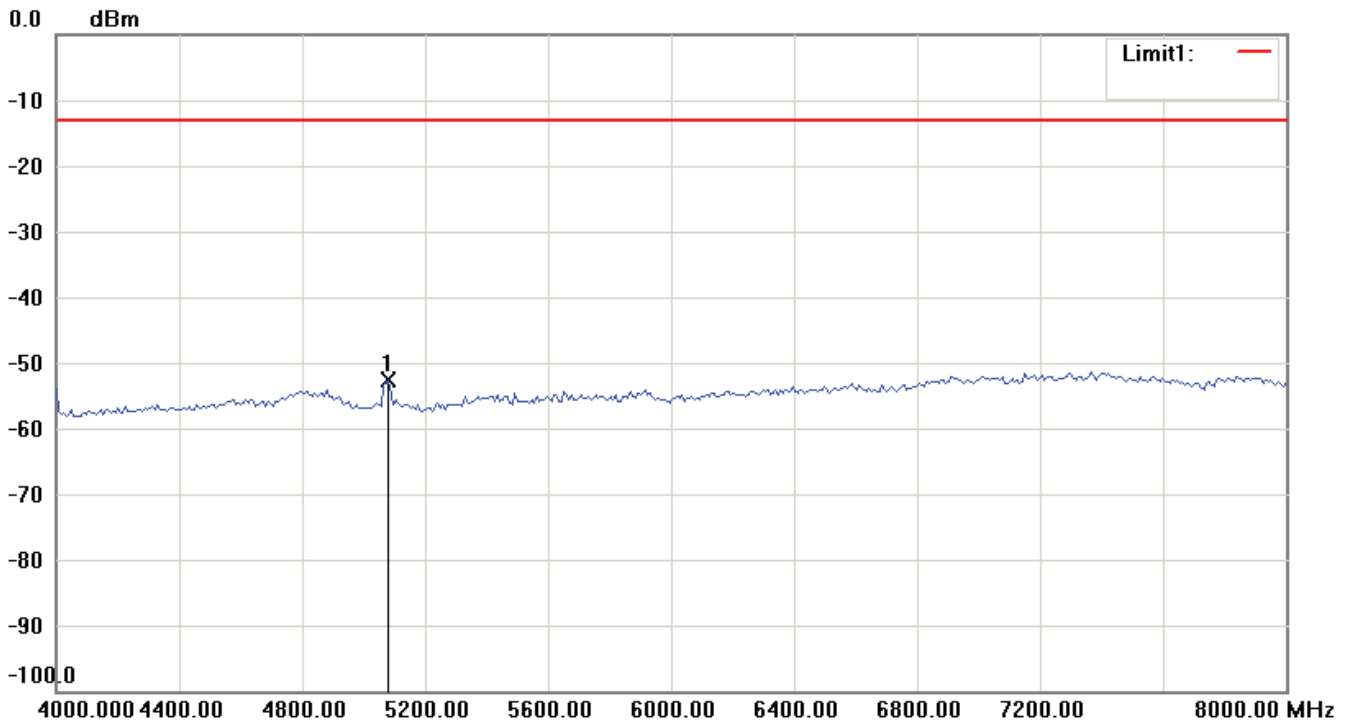
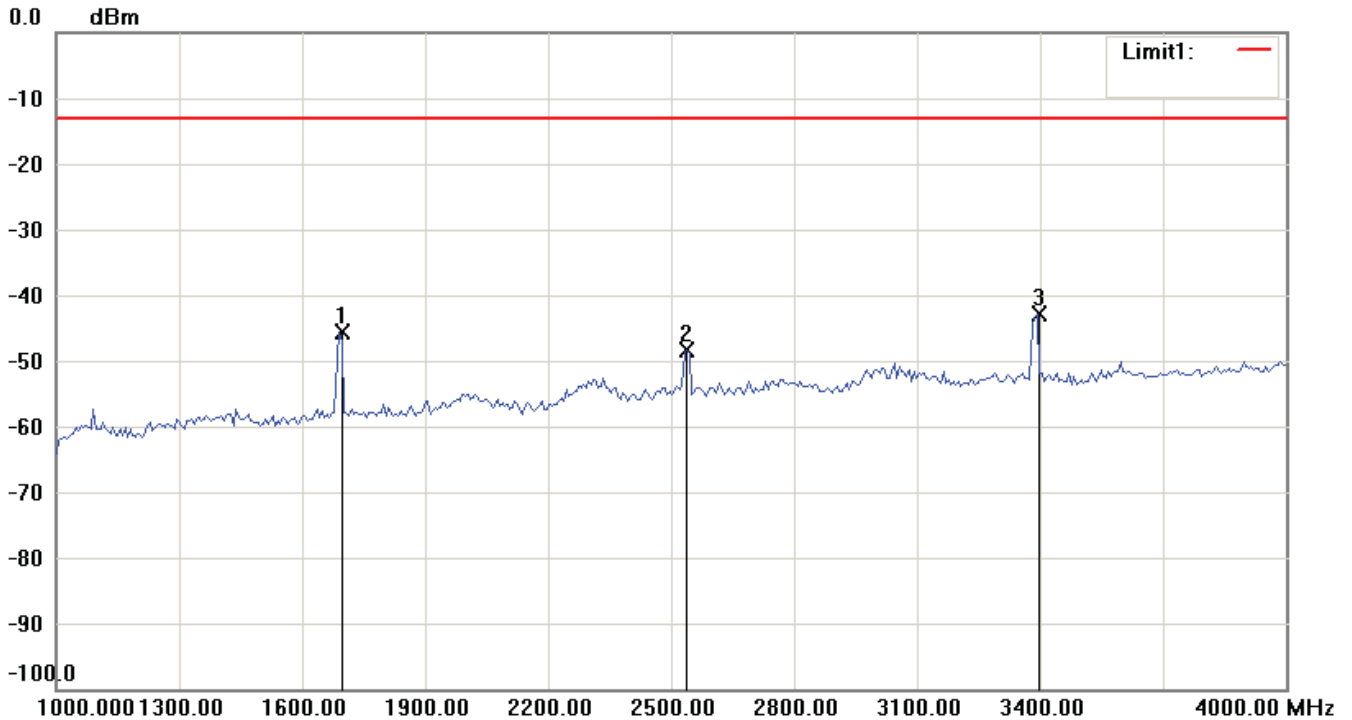
Note:

1. The attached measurement plots are preliminarily pre-scanned with peak detector for determining the final checking frequencies and are for reference only.
2. The some frequencies may exceed the limit line without the specified detectors, but that cannot present the results are failed to the specification of test standard.
3. For corrected test results are listed in the relevant table of radiated test data of this test report.



Report Number: W6M21212-12939-P-2224

FCC ID: GX9CTC10523G



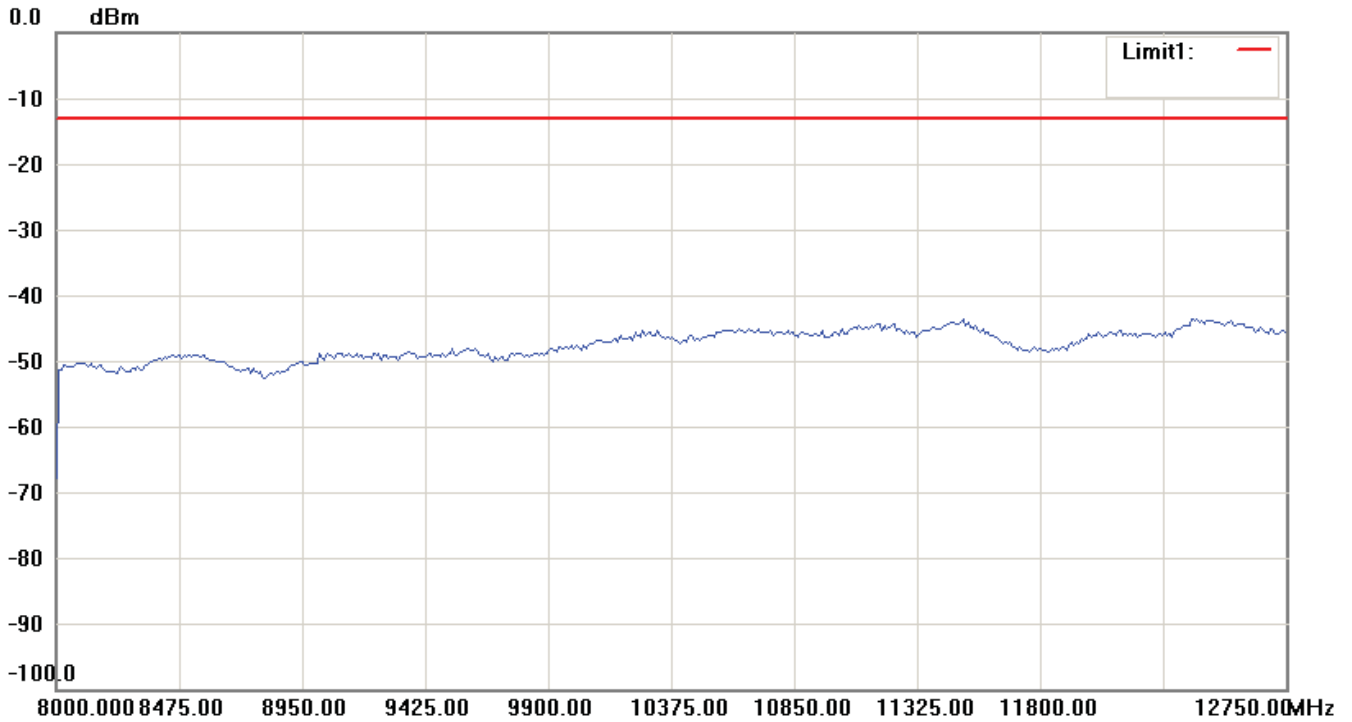
Note:

1. The attached measurement plots are preliminarily pre-scanned with peak detector for determining the final checking frequencies and are for reference only.
2. The some frequencies may exceed the limit line without the specified detectors, but that cannot present the results are failed to the specification of test standard.
3. For corrected test results are listed in the relevant table of radiated test data of this test report.

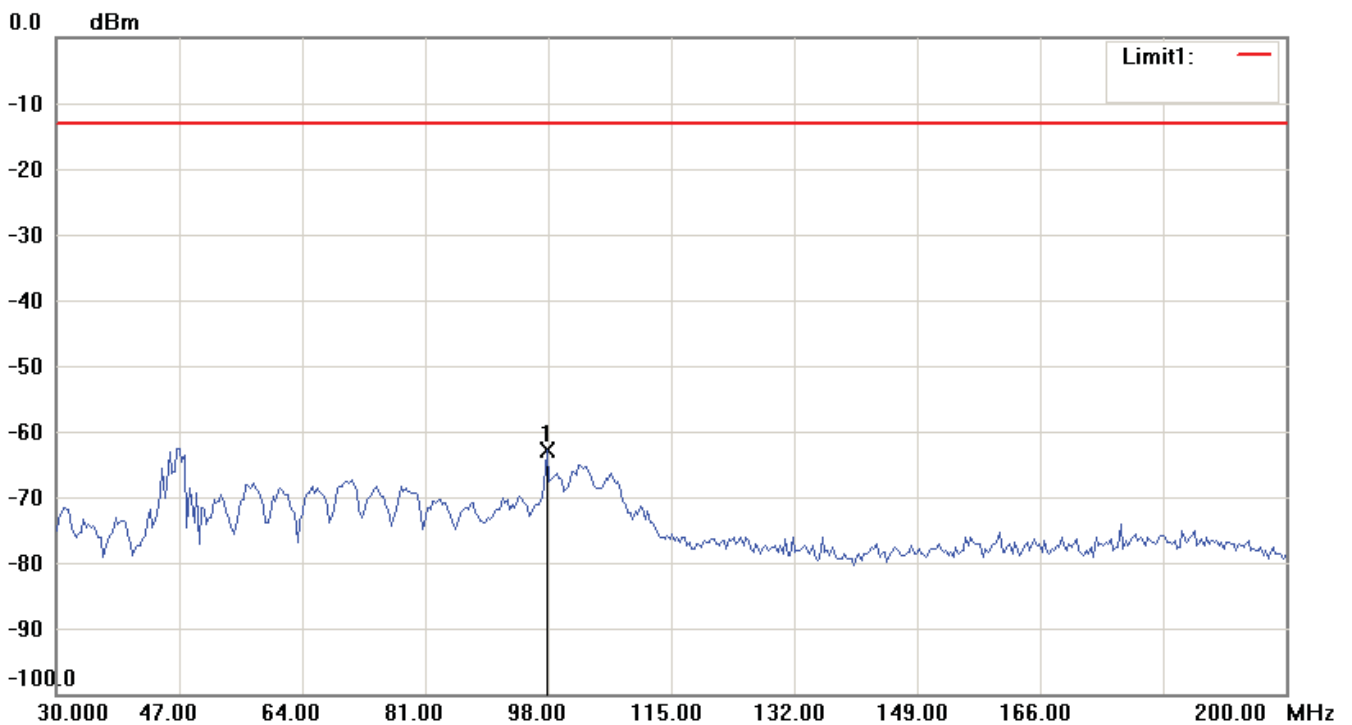


Report Number: W6M21212-12939-P-2224

FCC ID: GX9CTC10523G




Antenna Polarization V



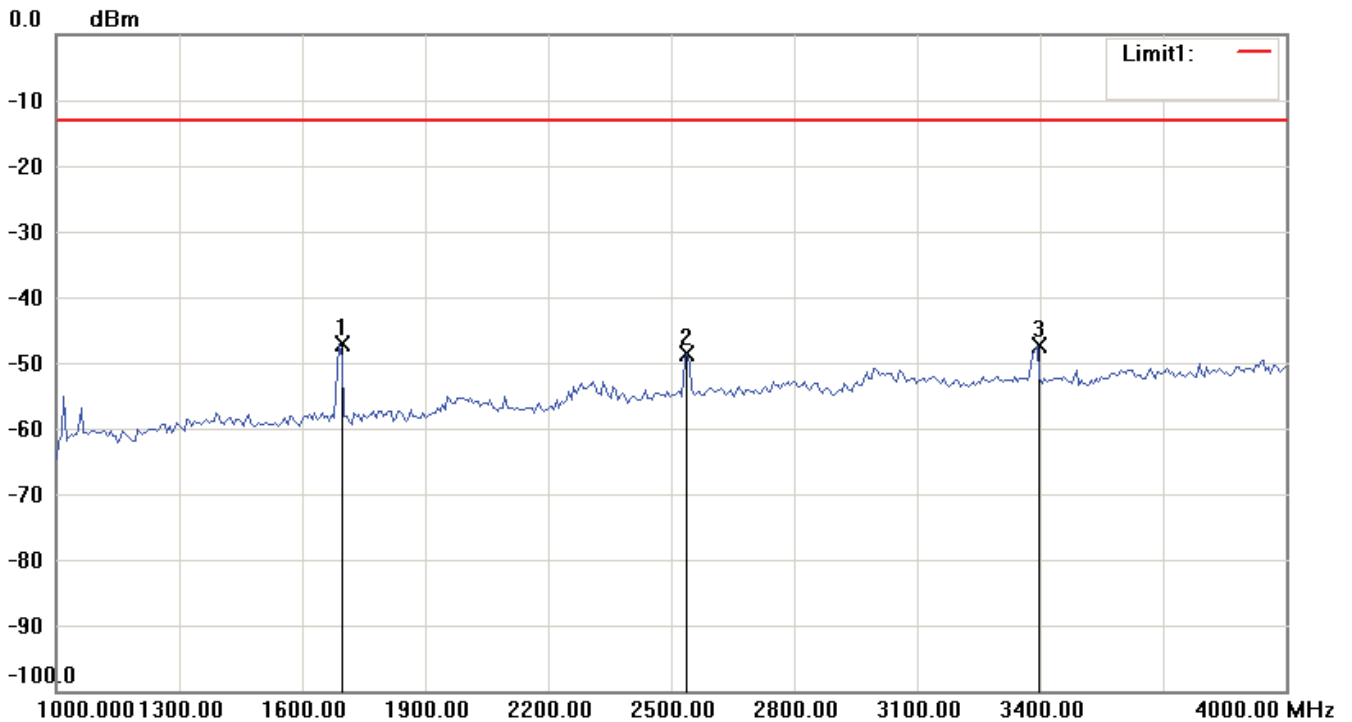
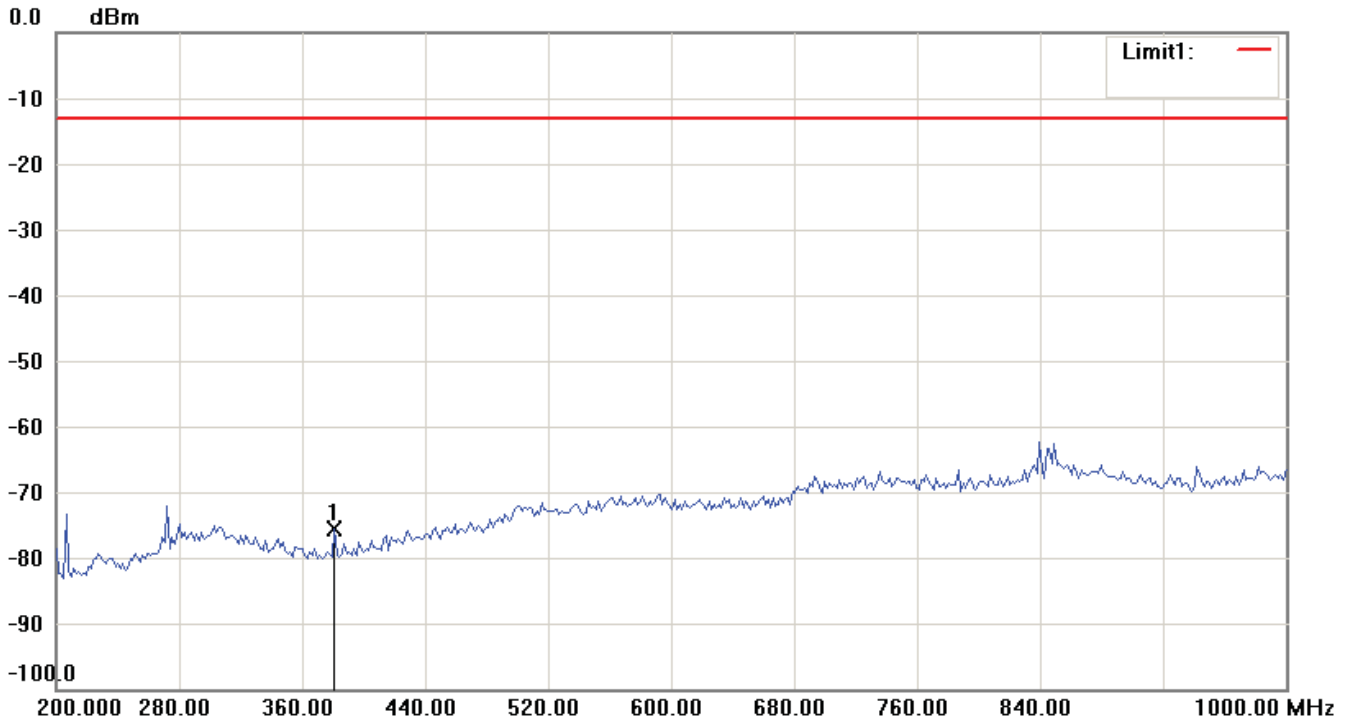
Note:

1. The attached measurement plots are preliminarily pre-scanned with peak detector for determining the final checking frequencies and are for reference only.
2. The some frequencies may exceed the limit line without the specified detectors, but that cannot present the results are failed to the specification of test standard.
3. For corrected test results are listed in the relevant table of radiated test data of this test report.



Report Number: W6M21212-12939-P-2224

FCC ID: GX9CTC10523G



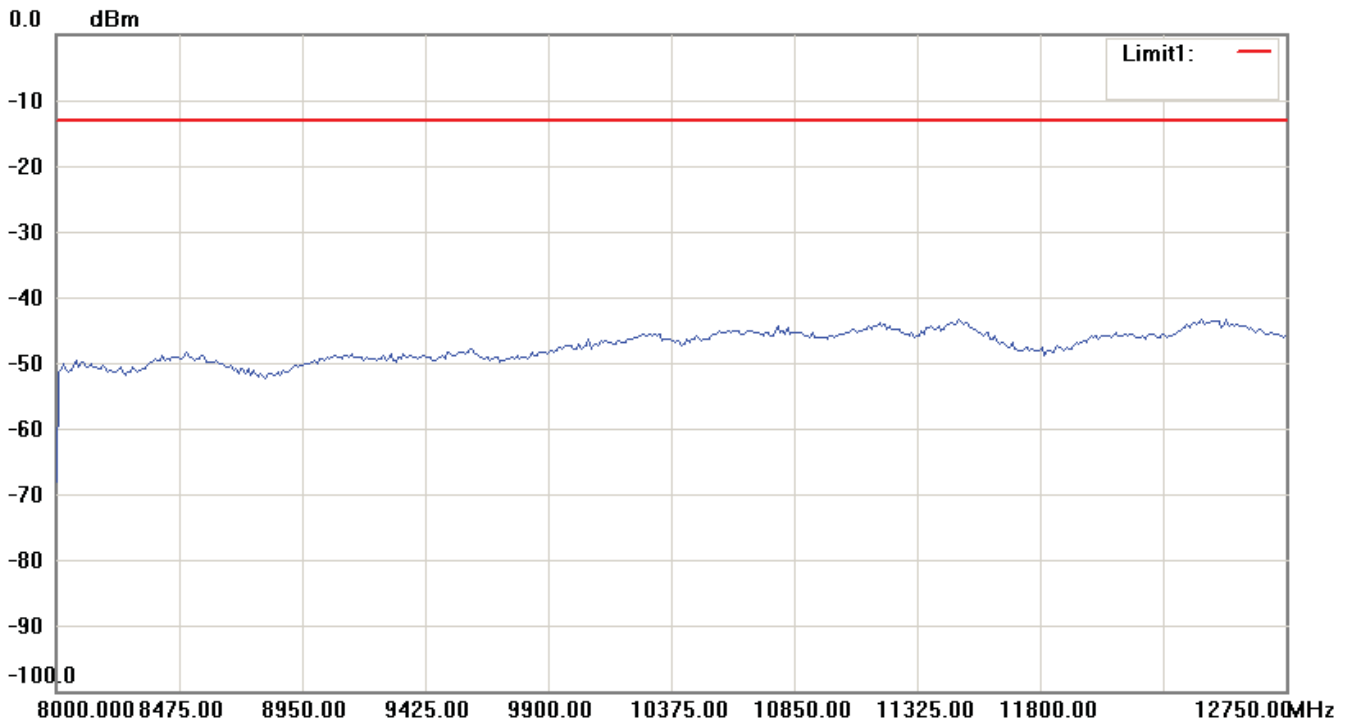
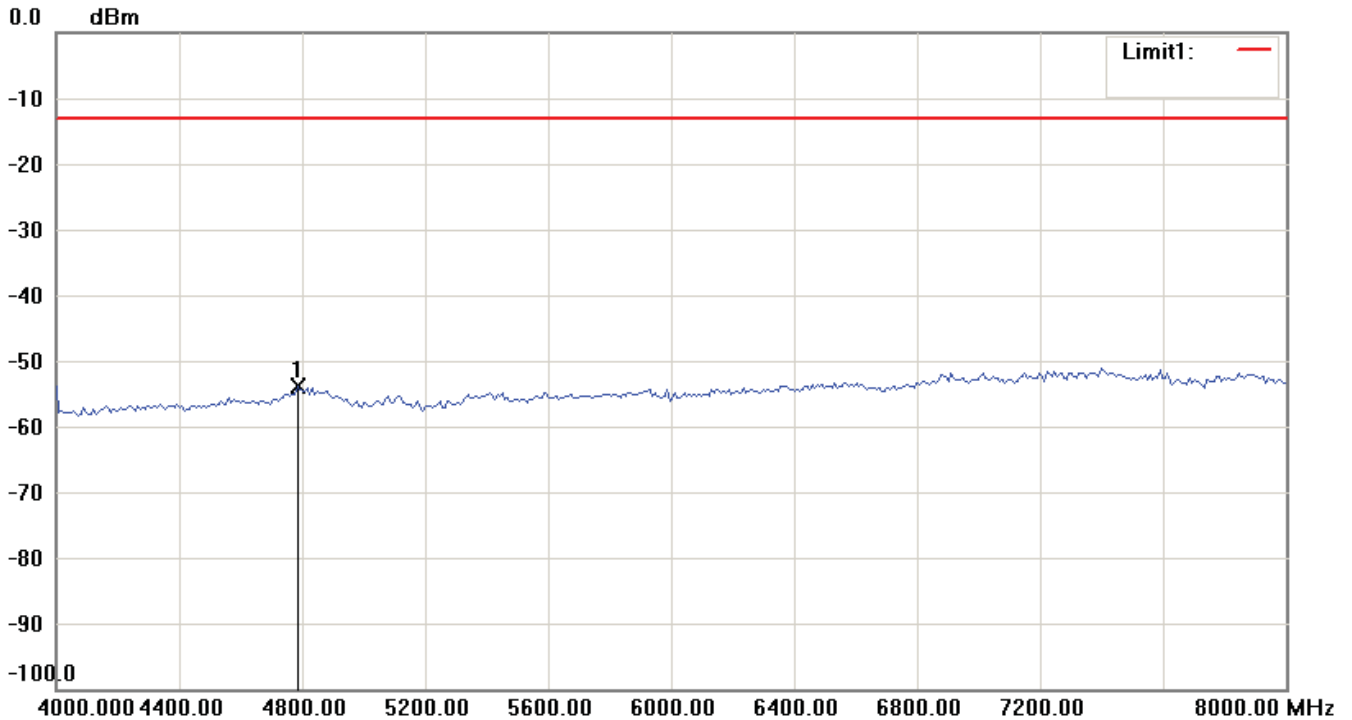
Note:

1. The attached measurement plots are preliminarily pre-scanned with peak detector for determining the final checking frequencies and are for reference only.
2. The some frequencies may exceed the limit line without the specified detectors, but that cannot present the results are failed to the specification of test standard.
3. For corrected test results are listed in the relevant table of radiated test data of this test report.



Report Number: W6M21212-12939-P-2224

FCC ID: GX9CTC10523G



Note:

1. The attached measurement plots are preliminarily pre-scanned with peak detector for determining the final checking frequencies and are for reference only.
2. The some frequencies may exceed the limit line without the specified detectors, but that cannot present the results are failed to the specification of test standard.
3. For corrected test results are listed in the relevant table of radiated test data of this test report.

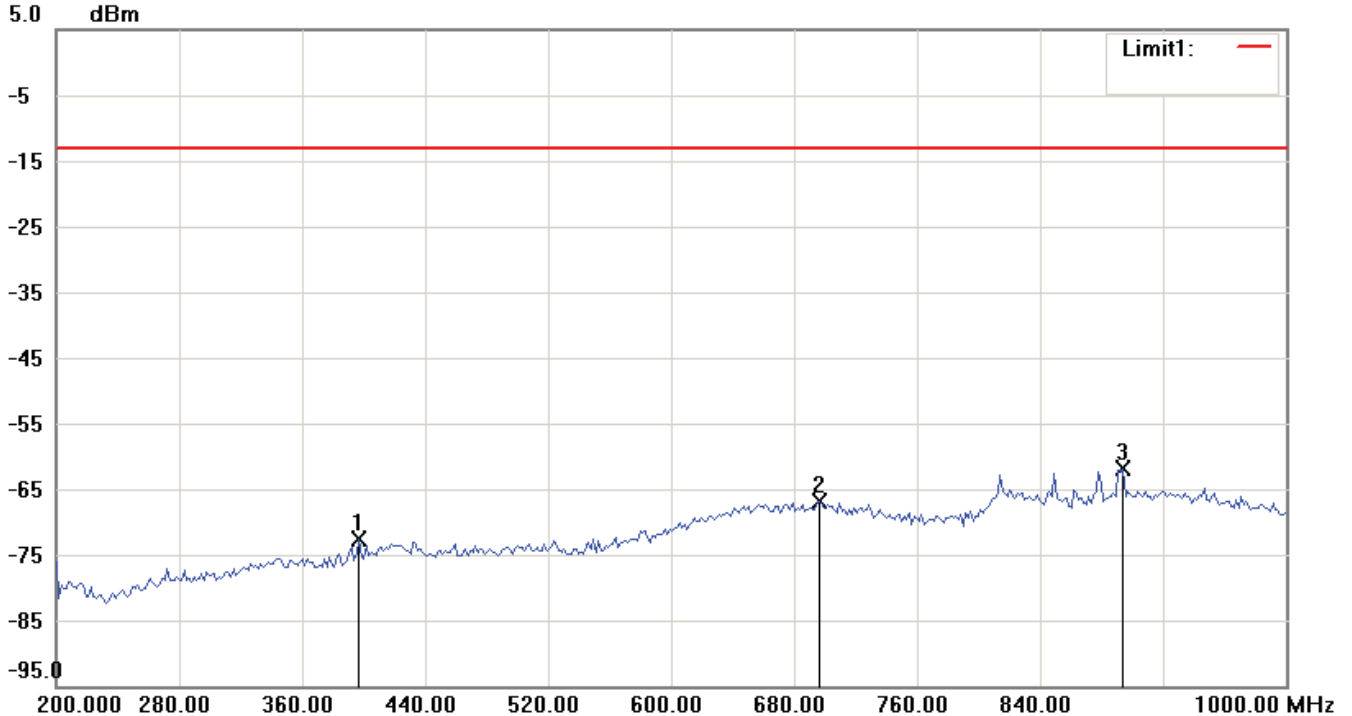


Report Number: W6M21212-12939-P-2224

FCC ID: GX9CTC10523G


Band V_CH 4233_8.1 V

Antenna Polarization H



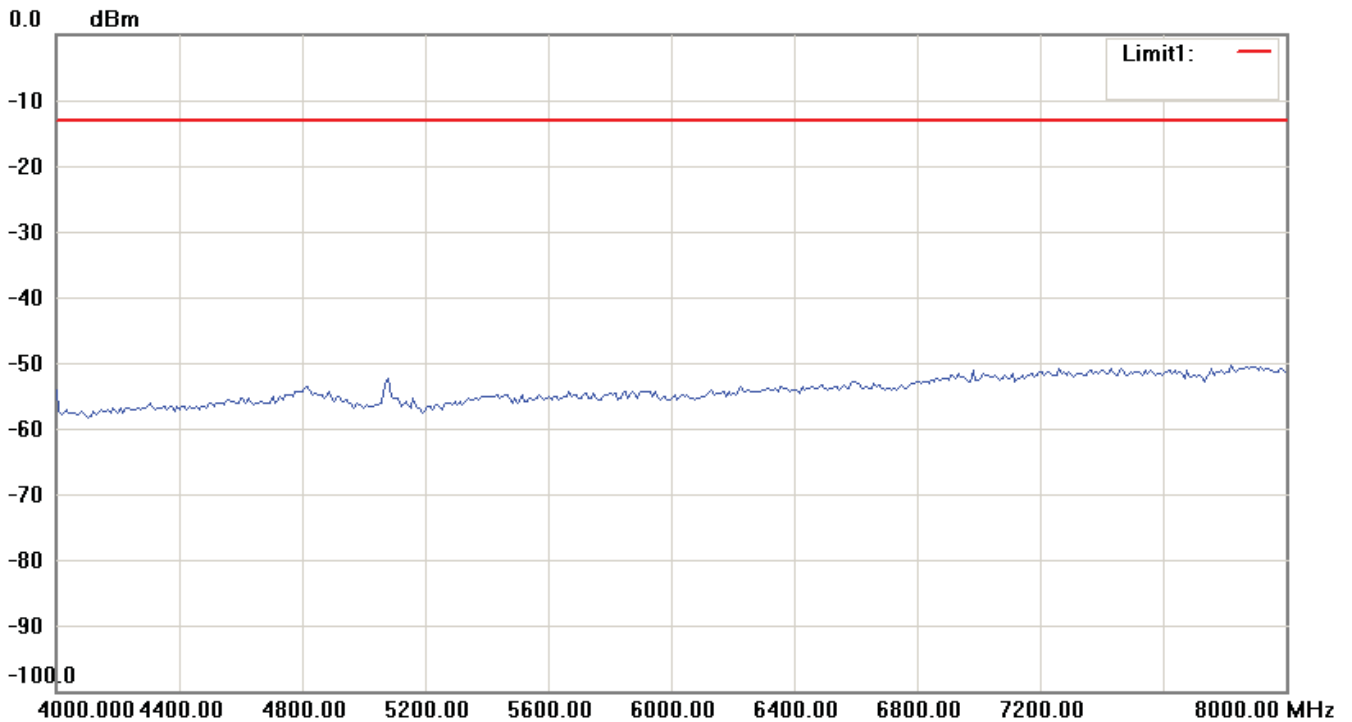
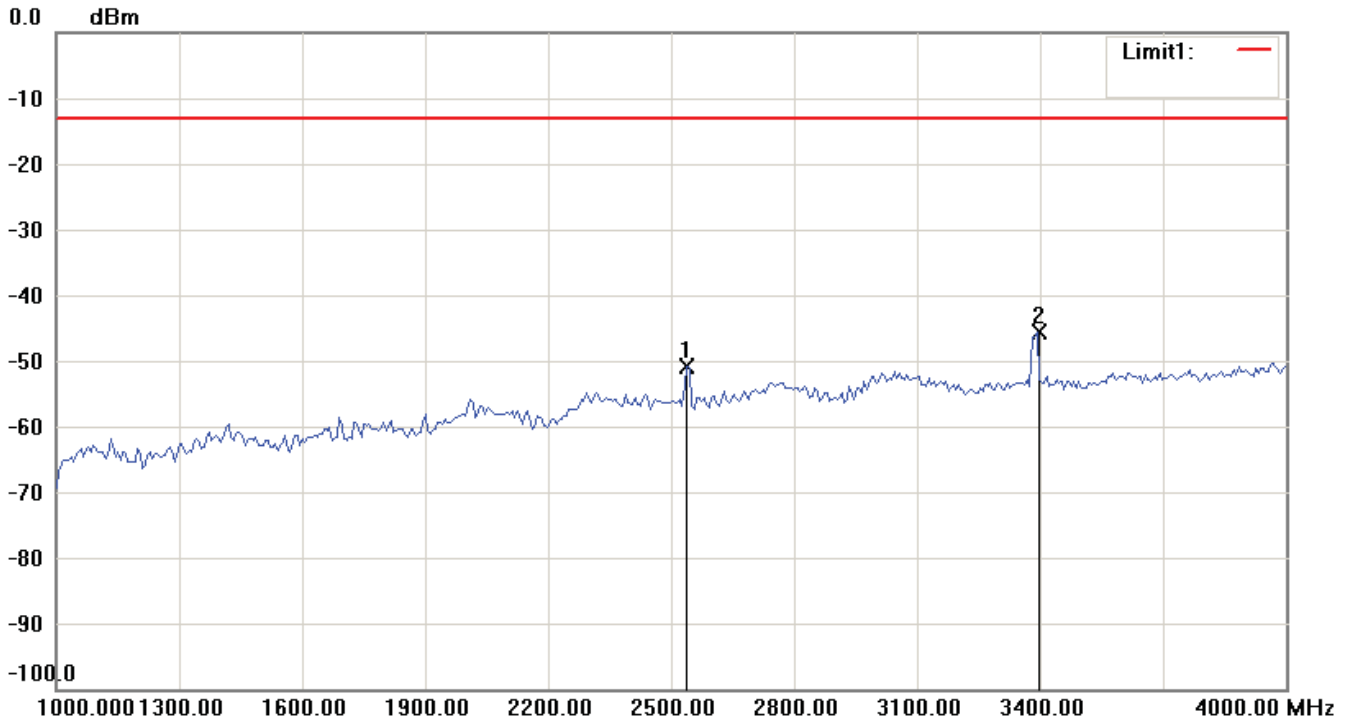
Note:

1. The attached measurement plots are preliminarily pre-scanned with peak detector for determining the final checking frequencies and are for reference only.
2. The some frequencies may exceed the limit line without the specified detectors, but that cannot present the results are failed to the specification of test standard.
3. For corrected test results are listed in the relevant table of radiated test data of this test report.




Report Number: W6M21212-12939-P-2224

FCC ID: GX9CTC10523G



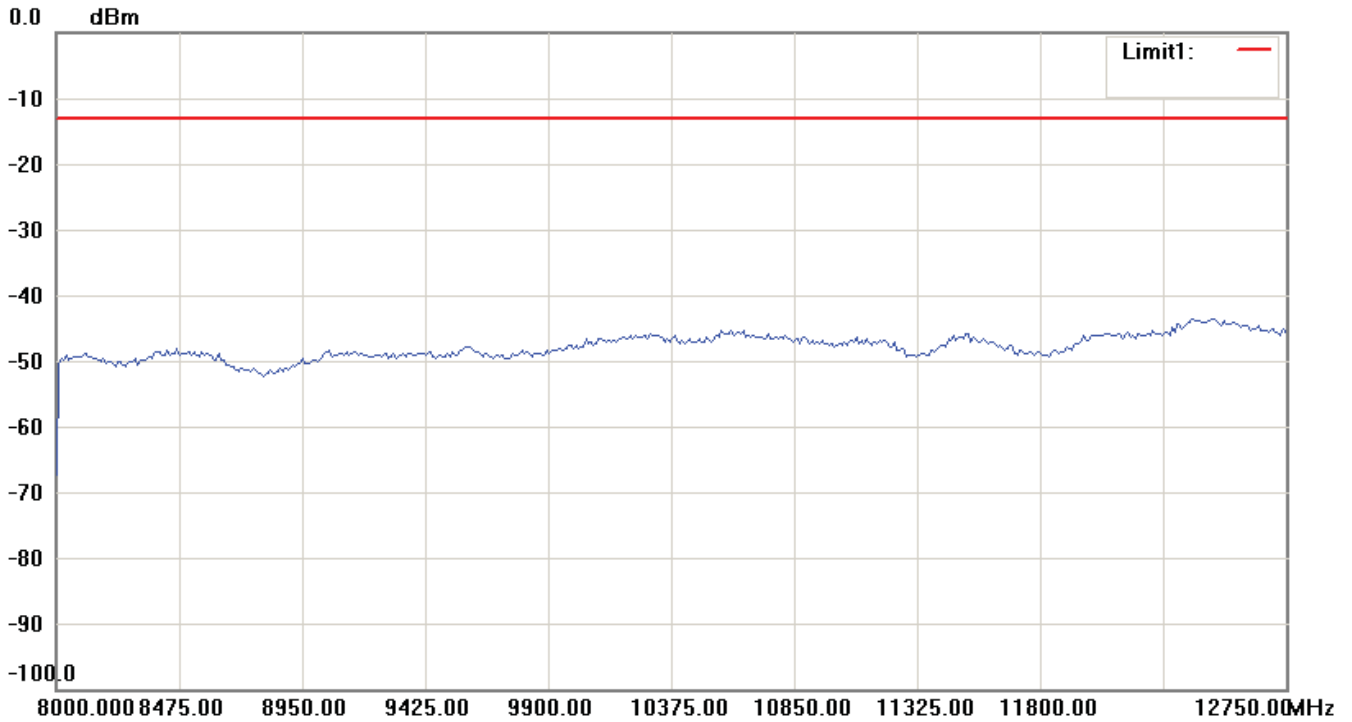
Note:

1. The attached measurement plots are preliminarily pre-scanned with peak detector for determining the final checking frequencies and are for reference only.
2. The some frequencies may exceed the limit line without the specified detectors, but that cannot present the results are failed to the specification of test standard.
3. For corrected test results are listed in the relevant table of radiated test data of this test report.

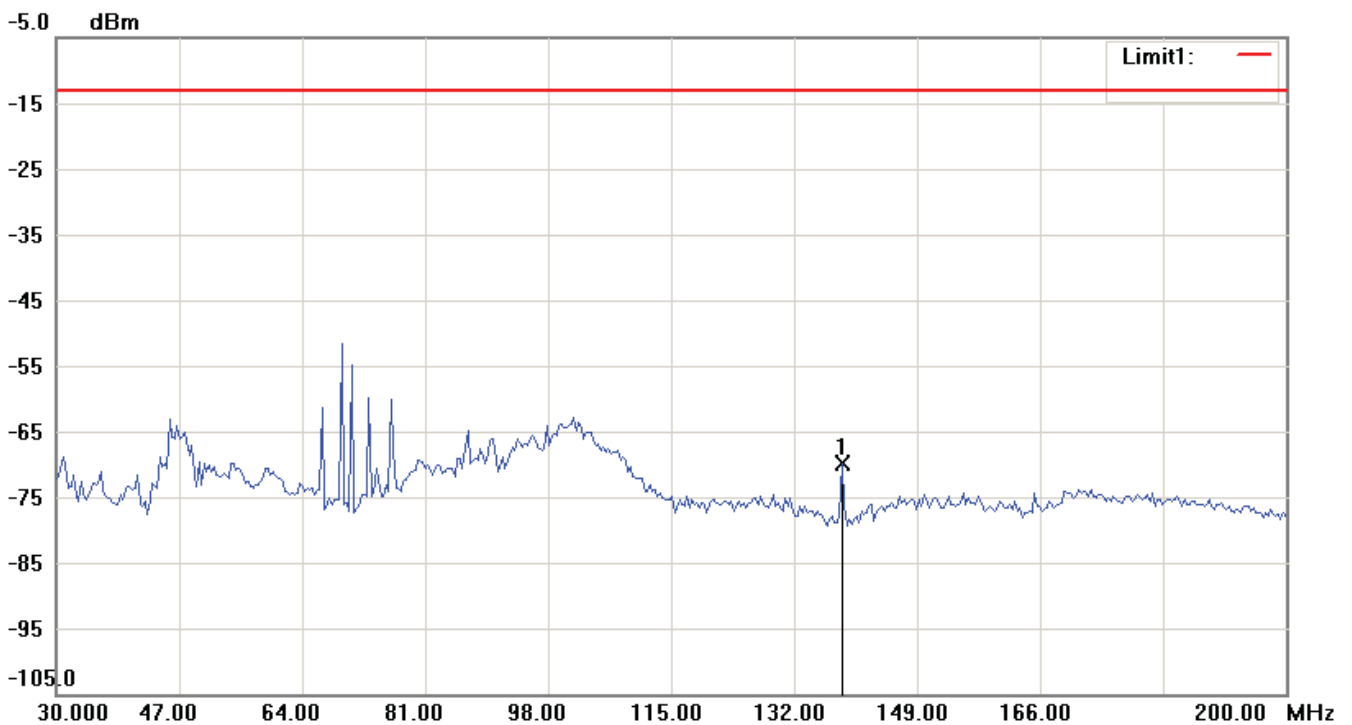


Report Number: W6M21212-12939-P-2224

FCC ID: GX9CTC10523G




Antenna Polarization V



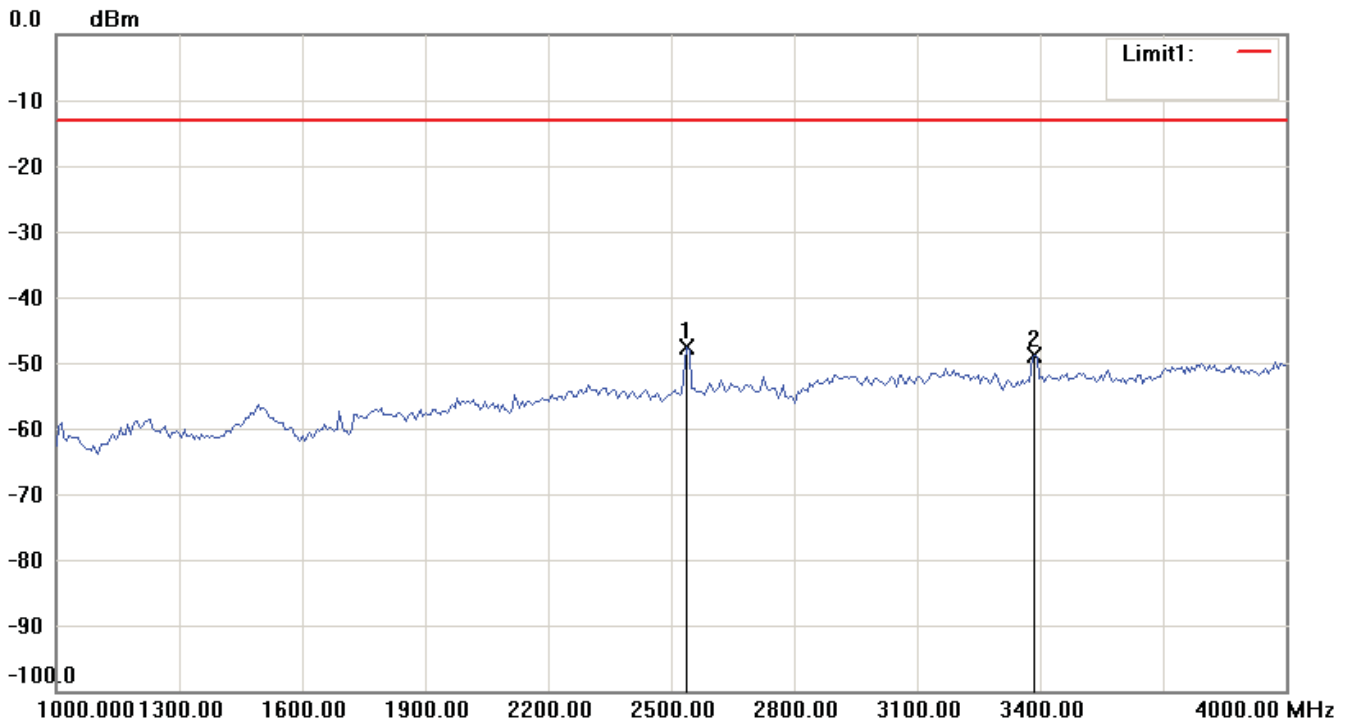
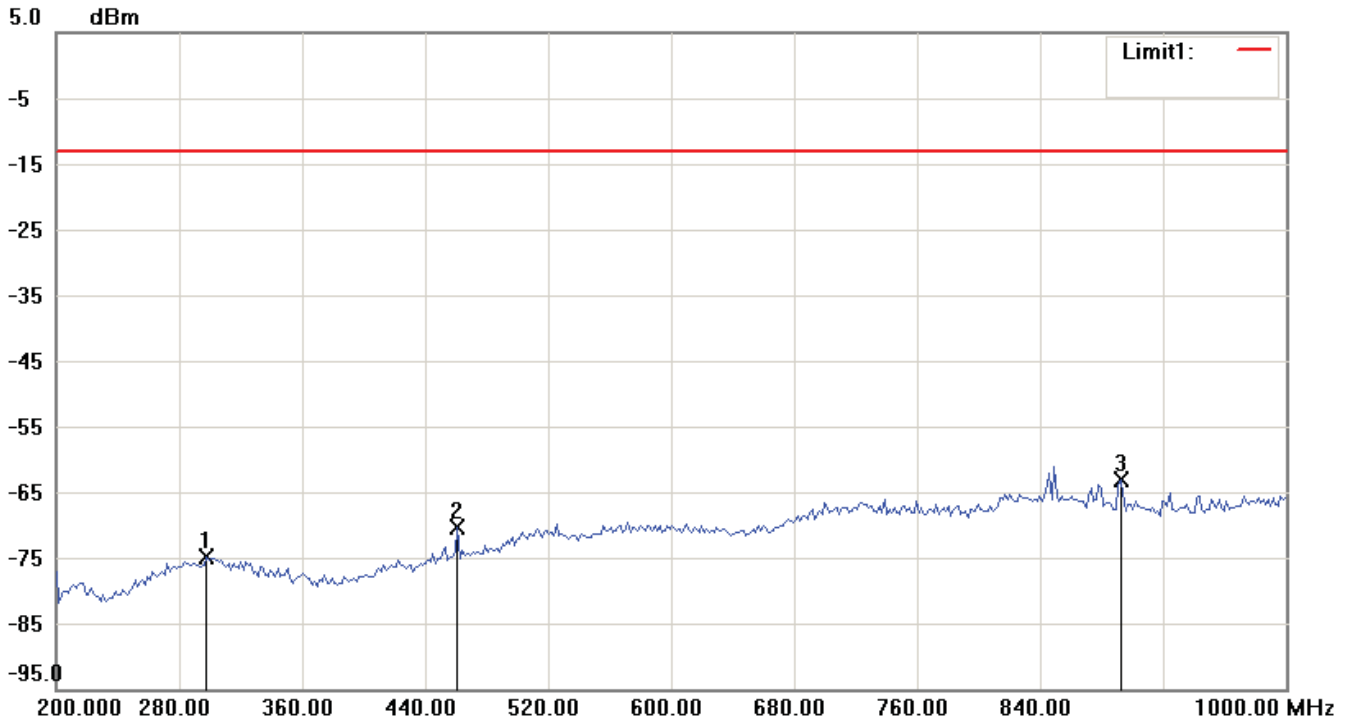
Note:

1. The attached measurement plots are preliminarily pre-scanned with peak detector for determining the final checking frequencies and are for reference only.
2. The some frequencies may exceed the limit line without the specified detectors, but that cannot present the results are failed to the specification of test standard.
3. For corrected test results are listed in the relevant table of radiated test data of this test report.




Report Number: W6M21212-12939-P-2224

FCC ID: GX9CTC10523G



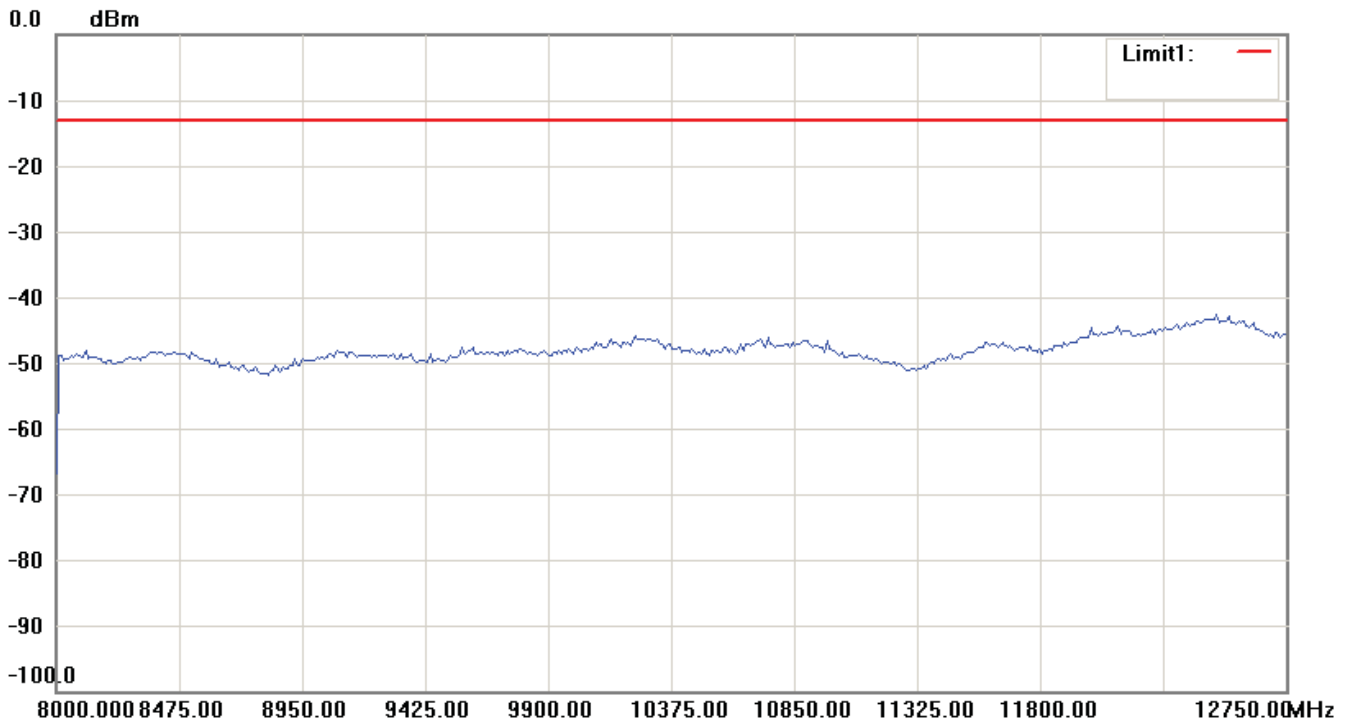
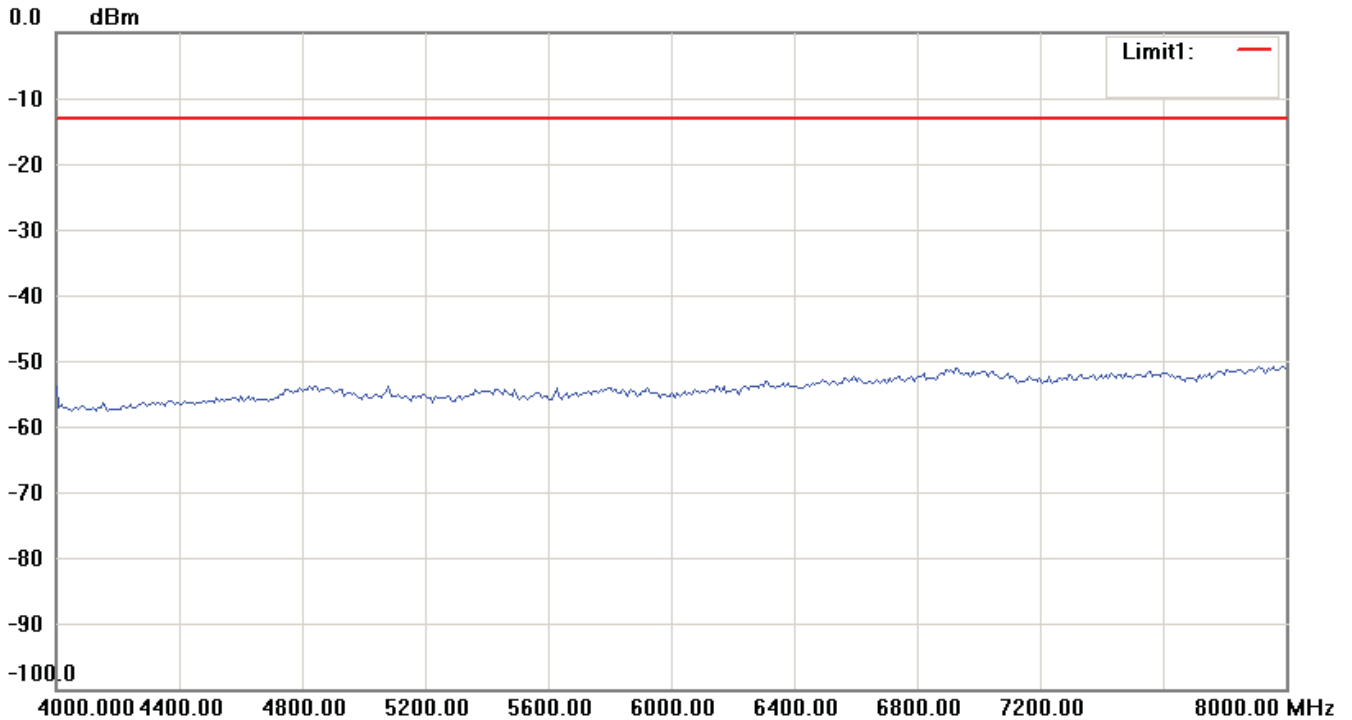
Note:

1. The attached measurement plots are preliminarily pre-scanned with peak detector for determining the final checking frequencies and are for reference only.
2. The some frequencies may exceed the limit line without the specified detectors, but that cannot present the results are failed to the specification of test standard.
3. For corrected test results are listed in the relevant table of radiated test data of this test report.




Report Number: W6M21212-12939-P-2224

FCC ID: GX9CTC10523G



Note:

1. The attached measurement plots are preliminarily pre-scanned with peak detector for determining the final checking frequencies and are for reference only.
2. The some frequencies may exceed the limit line without the specified detectors, but that cannot present the results are failed to the specification of test standard.
3. For corrected test results are listed in the relevant table of radiated test data of this test report.



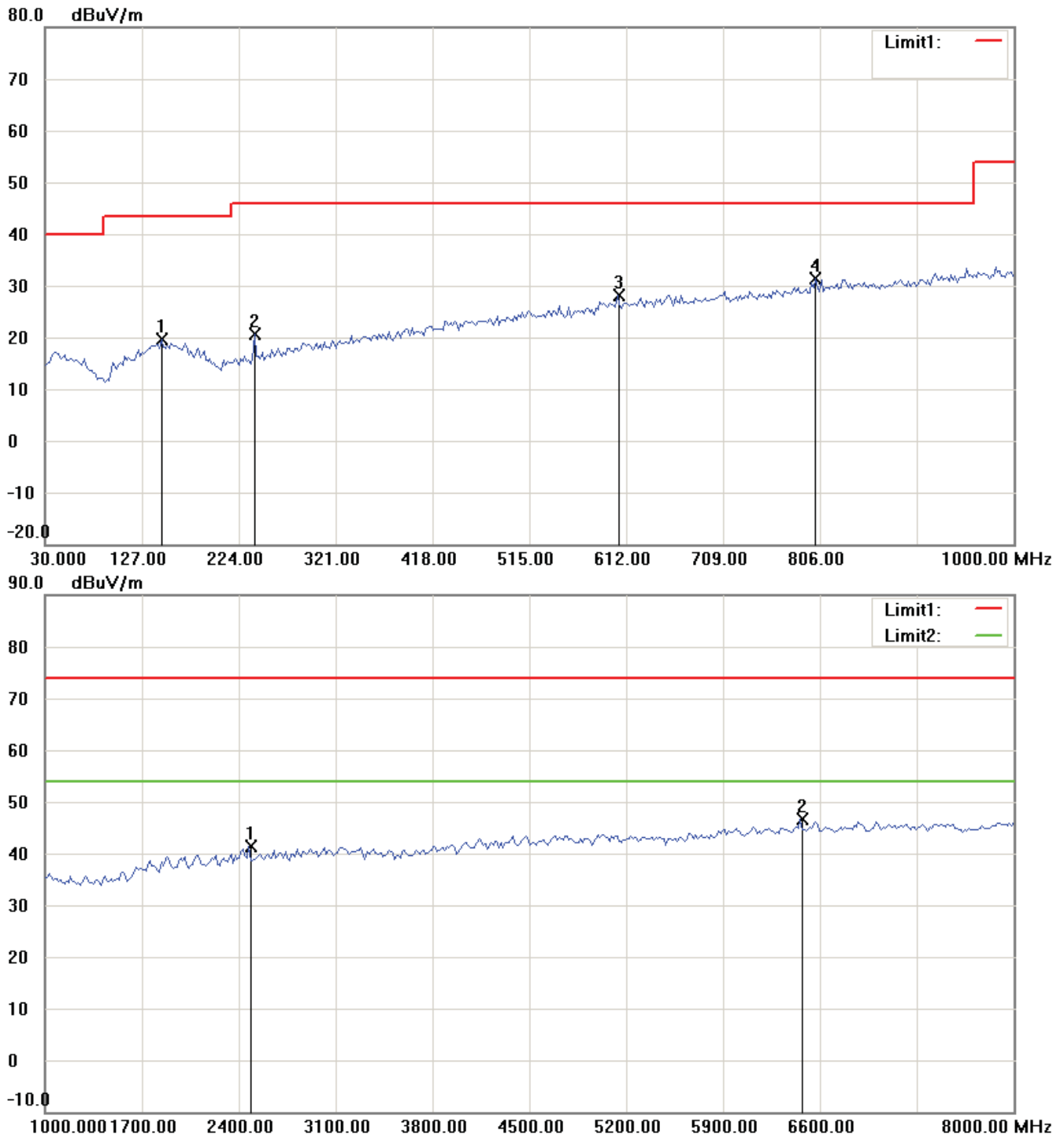
Worldwide Testing Services(Taiwan) Co., Ltd.

Report Number: W6M21212-12939-P-2224

FCC ID: GX9CTC10523G

Band V_Idle Mode_9 V


Antenna Polarization H



Up Line: Peak Limit Line Down Line: Ave Limit Line

Note:

1. The attached measurement plots are preliminarily pre-scanned with peak detector for determining the final checking frequencies and are for reference only.
2. The some frequencies may exceed the limit line without the specified detectors, but that cannot present the results are failed to the specification of test standard.
3. For corrected test results are listed in the relevant table of radiated test data of this test report.

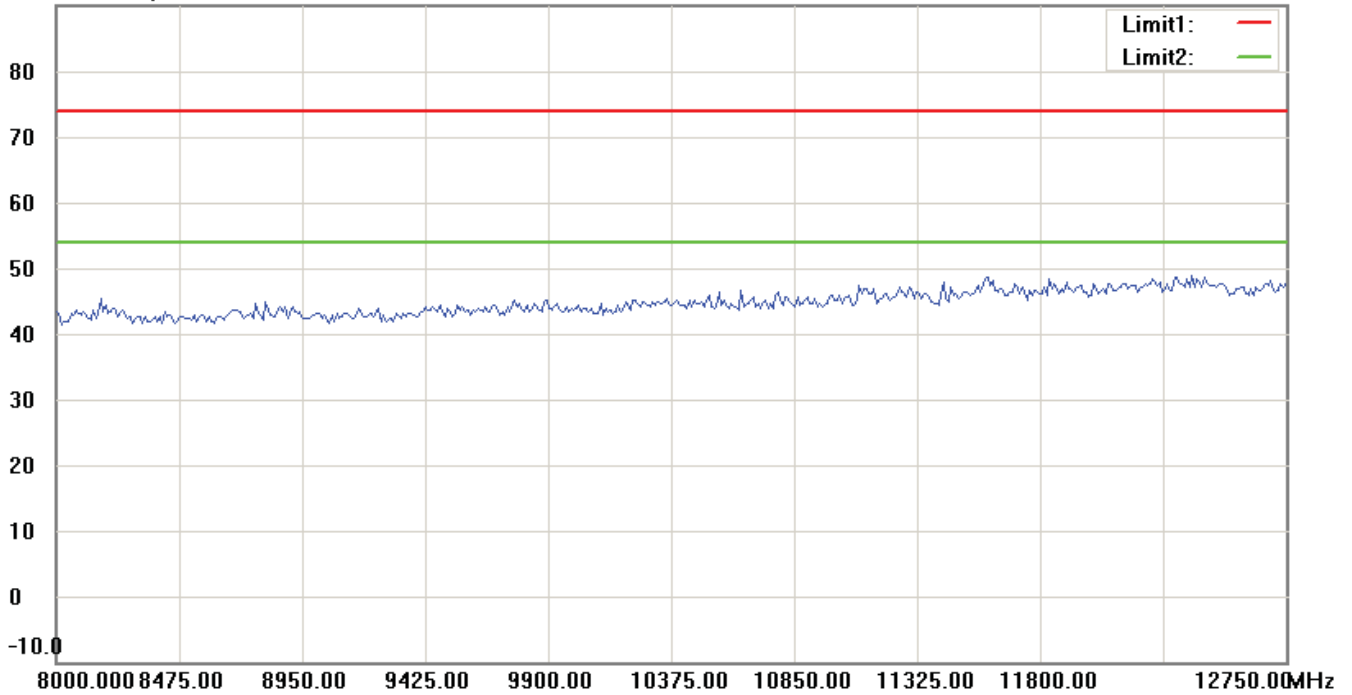


Worldwide Testing Services(Taiwan) Co., Ltd.

Report Number: W6M21212-12939-P-2224

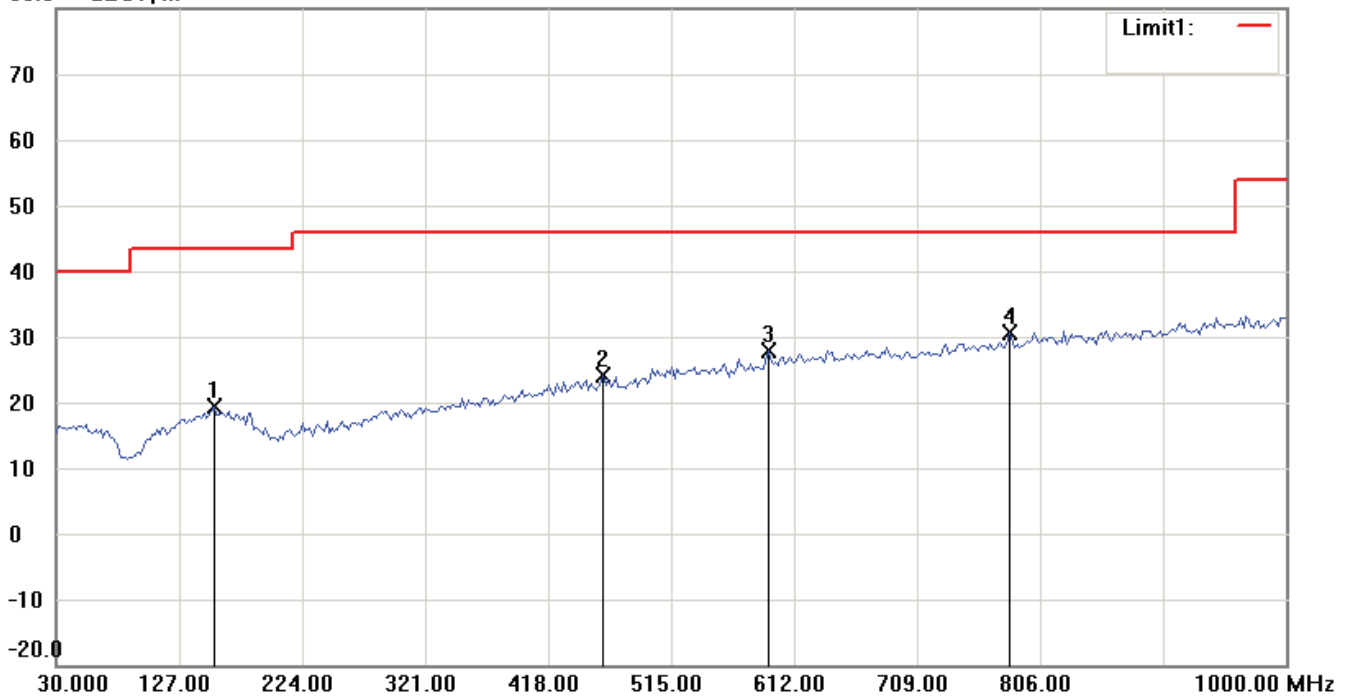
FCC ID: GX9CTC10523G

90.0 dBuV/m



Antenna Polarization V

80.0 dBuV/m



Up Line: Peak Limit Line Down Line: Ave Limit Line

Note:

1. The attached measurement plots are preliminarily pre-scanned with peak detector for determining the final checking frequencies and are for reference only.
2. The some frequencies may exceed the limit line without the specified detectors, but that cannot present the results are failed to the specification of test standard.
3. For corrected test results are listed in the relevant table of radiated test data of this test report.

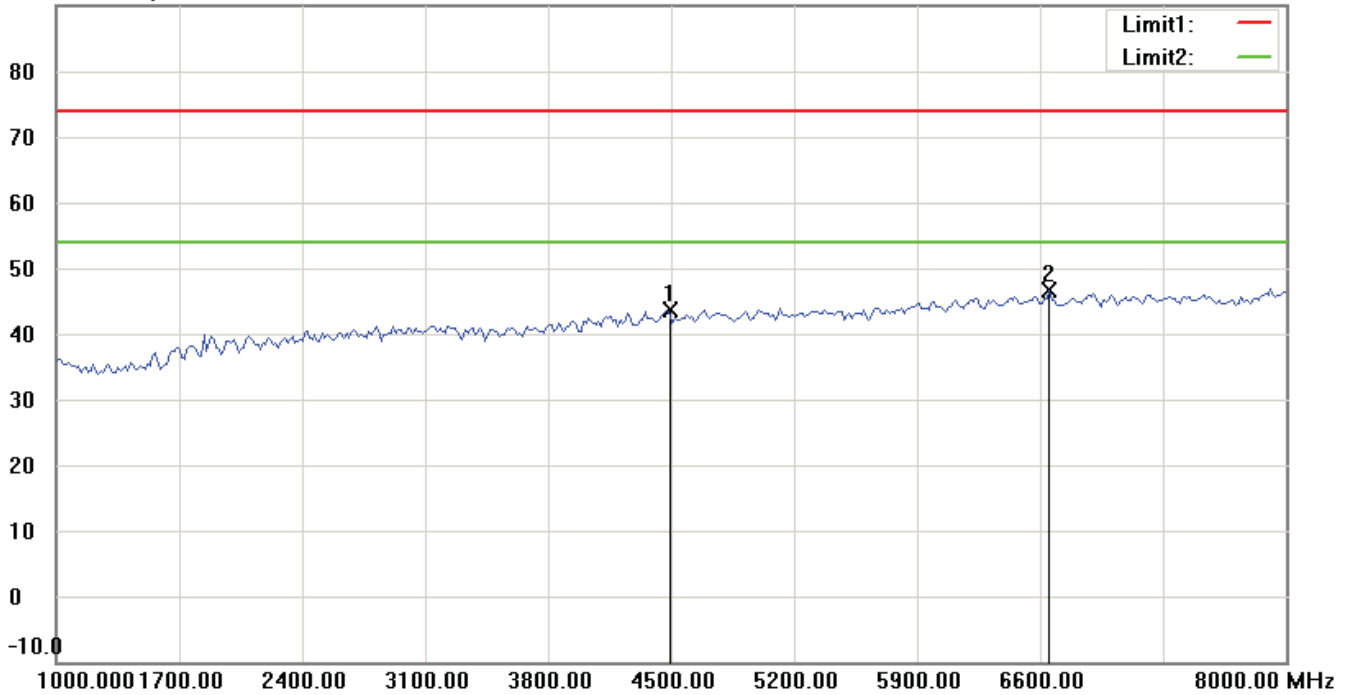


Worldwide Testing Services(Taiwan) Co., Ltd.

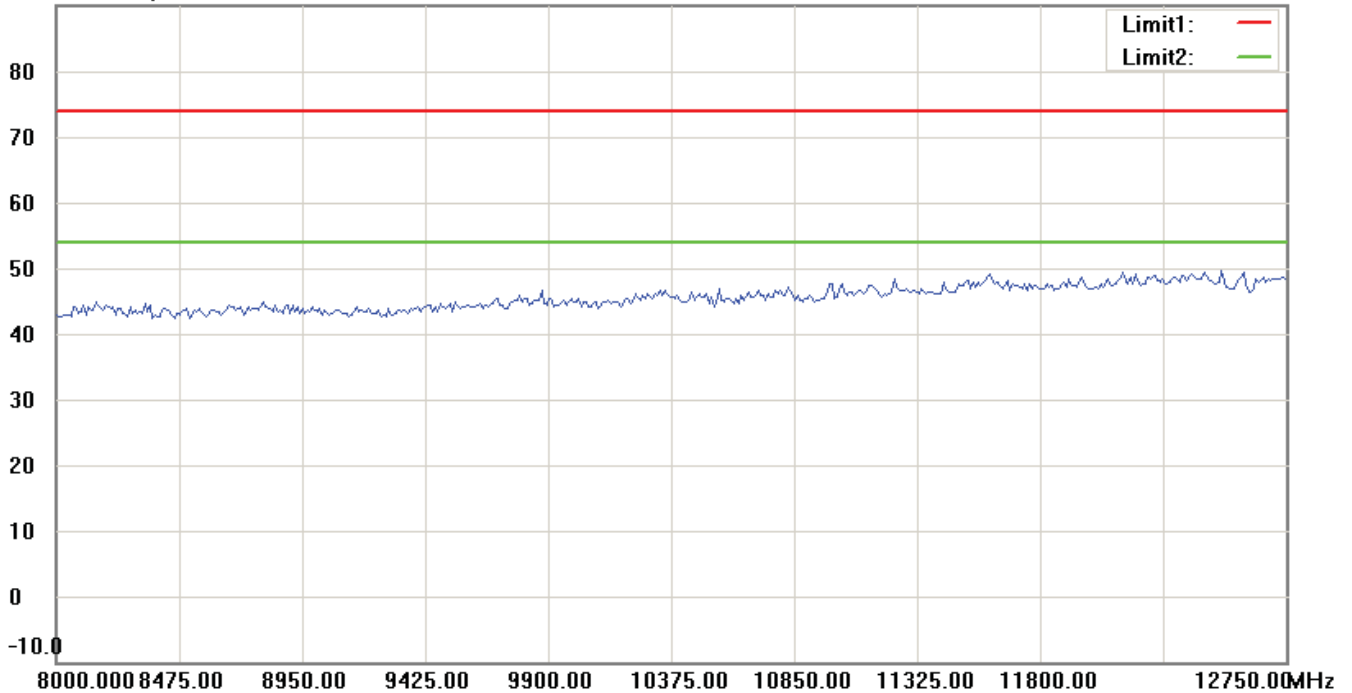
Report Number: W6M21212-12939-P-2224

FCC ID: GX9CTC10523G

90.0 dBuV/m




90.0 dBuV/m



Up Line: Peak Limit Line Down Line: Ave Limit Line

Note:

1. The attached measurement plots are preliminarily pre-scanned with peak detector for determining the final checking frequencies and are for reference only.
2. The some frequencies may exceed the limit line without the specified detectors, but that cannot present the results are failed to the specification of test standard.
3. For corrected test results are listed in the relevant table of radiated test data of this test report.



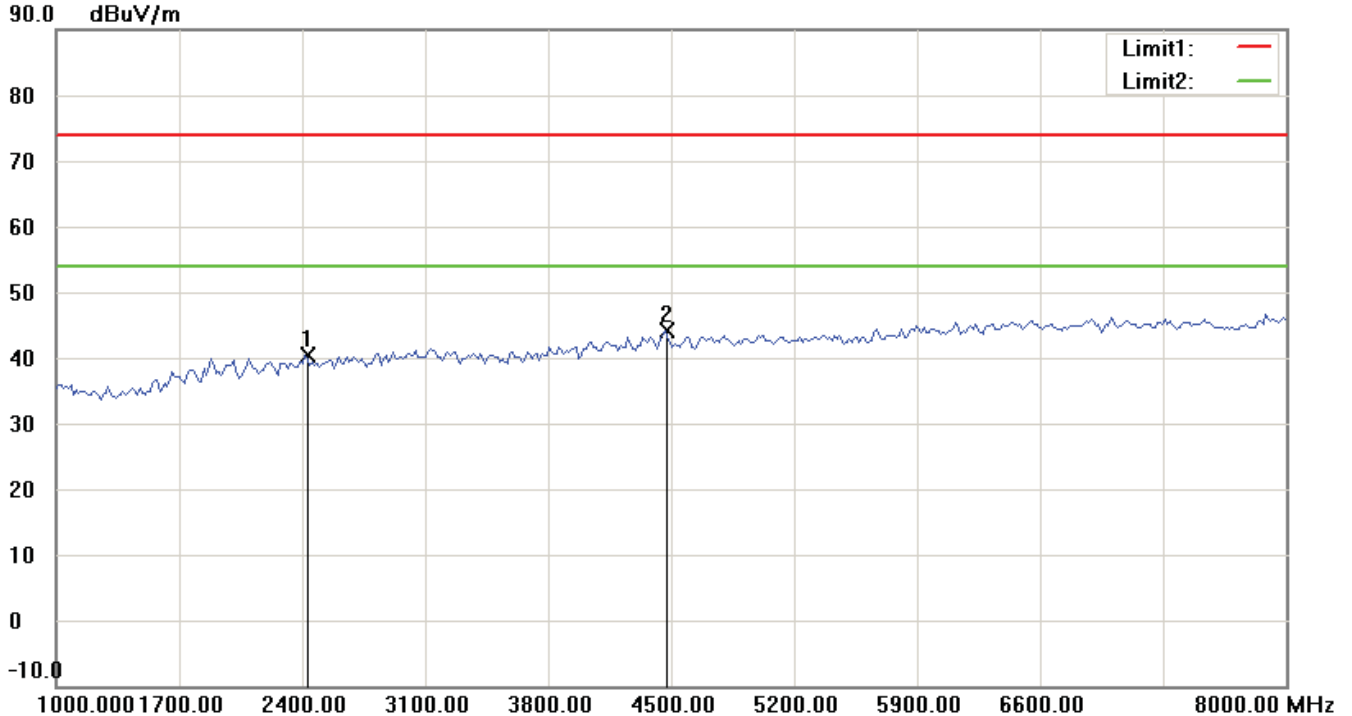
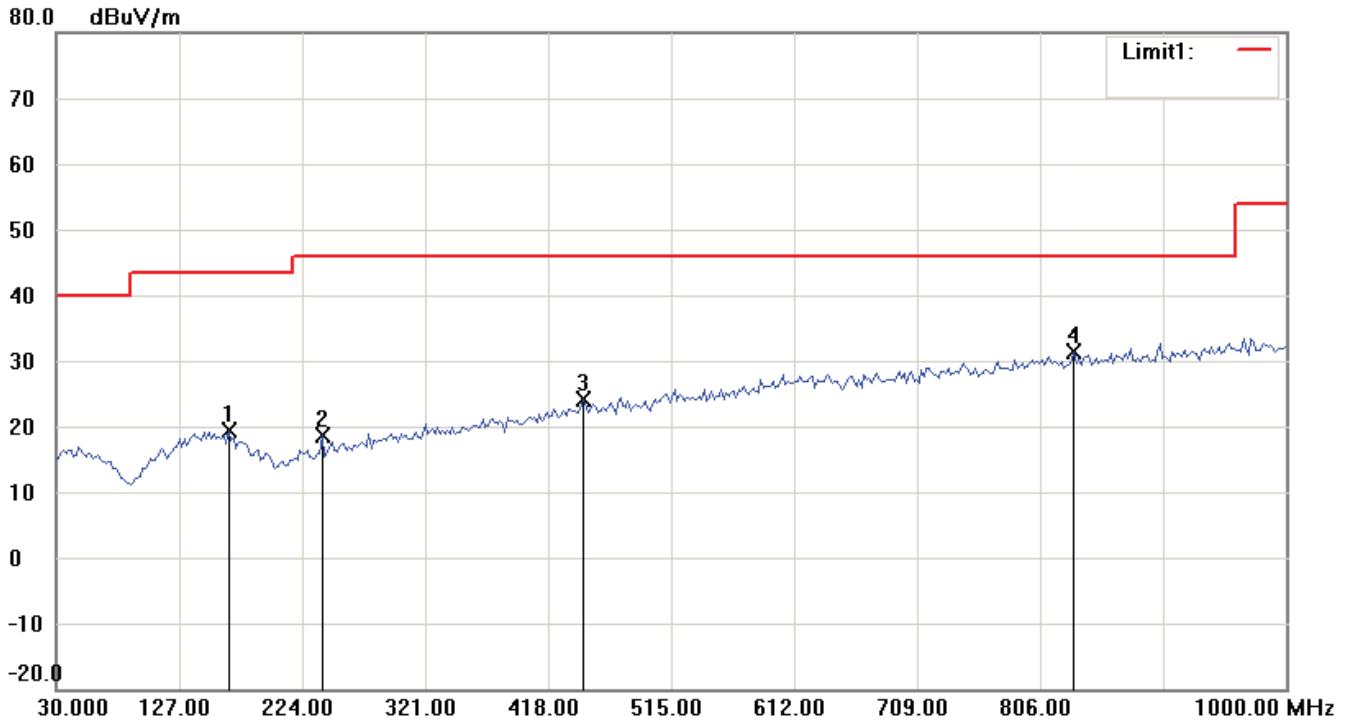
Worldwide Testing Services(Taiwan) Co., Ltd.

Report Number: W6M21212-12939-P-2224

FCC ID: GX9CTC10523G

Band V_Idle Mode_8.1 V


Antenna Polarization H



Up Line: Peak Limit Line Down Line: Ave Limit Line

Note:

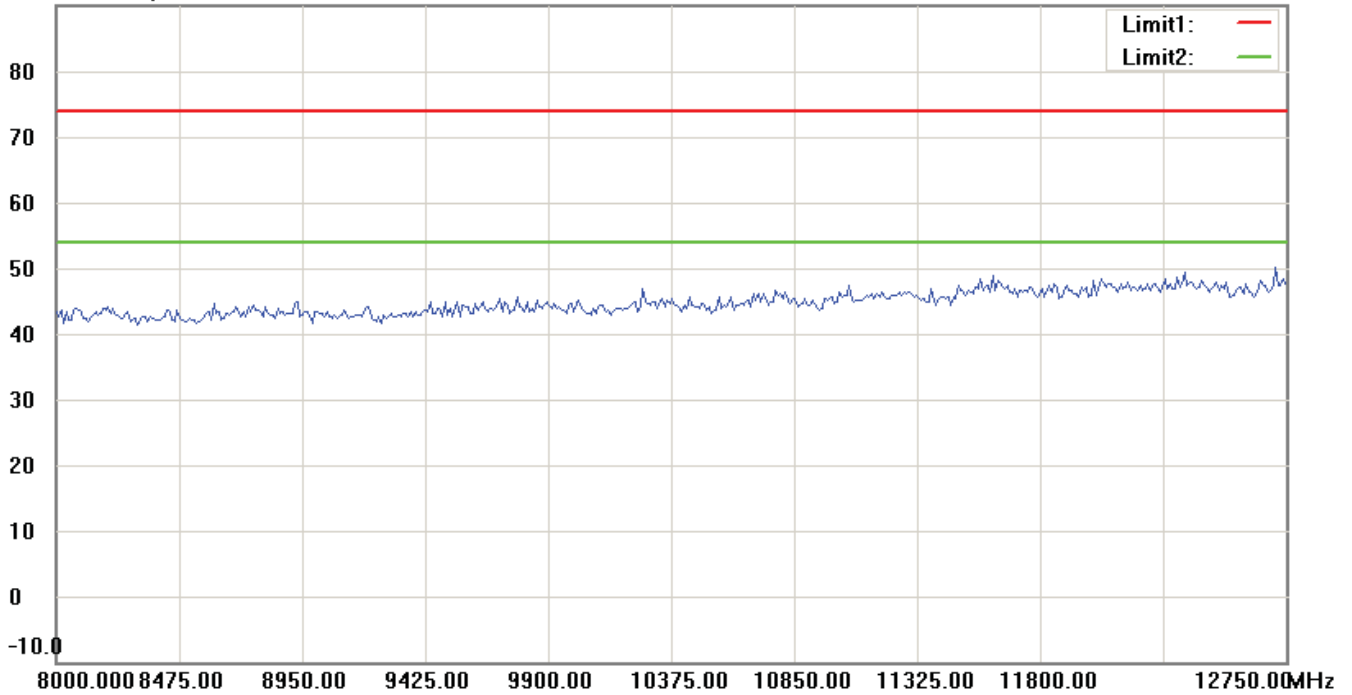
1. The attached measurement plots are preliminarily pre-scanned with peak detector for determining the final checking frequencies and are for reference only.
2. The some frequencies may exceed the limit line without the specified detectors, but that cannot present the results are failed to the specification of test standard.
3. For corrected test results are listed in the relevant table of radiated test data of this test report.



Report Number: W6M21212-12939-P-2224

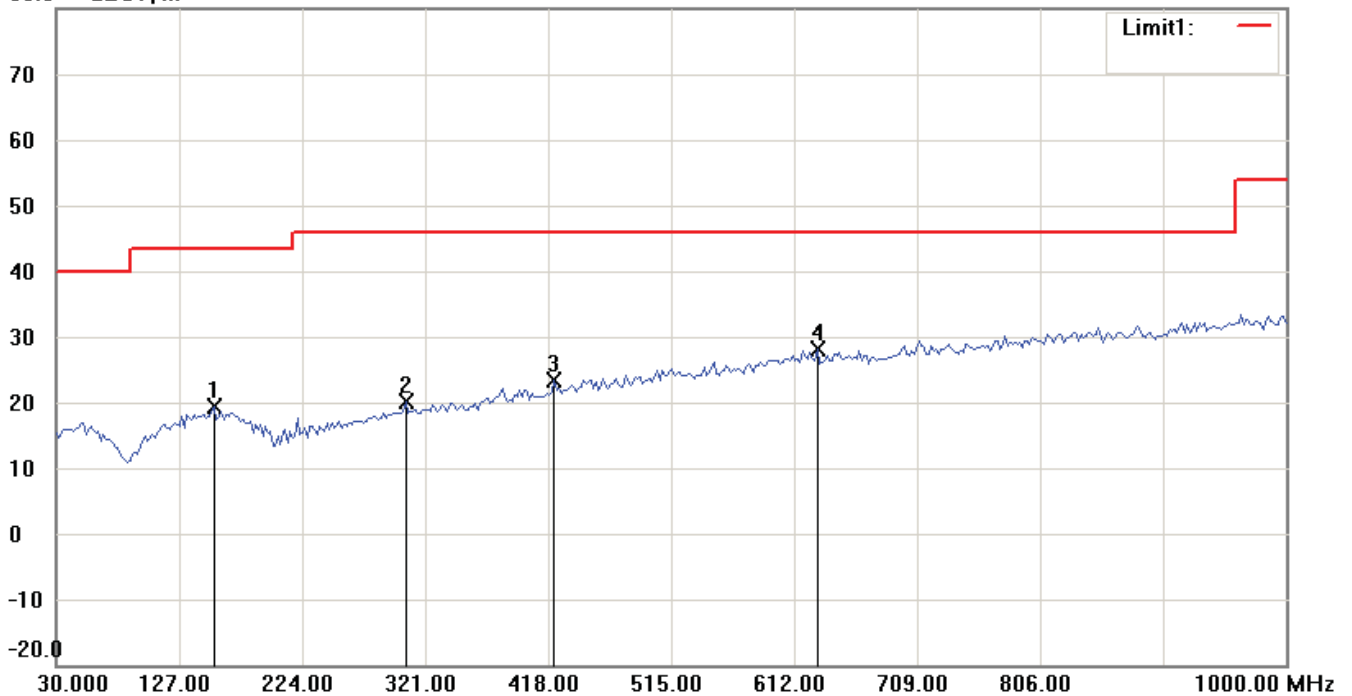
FCC ID: GX9CTC10523G

90.0 dBuV/m



Antenna Polarization V


80.0 dBuV/m



Up Line: Peak Limit Line Down Line: Ave Limit Line

Note:

1. The attached measurement plots are preliminarily pre-scanned with peak detector for determining the final checking frequencies and are for reference only.
2. The some frequencies may exceed the limit line without the specified detectors, but that cannot present the results are failed to the specification of test standard.
3. For corrected test results are listed in the relevant table of radiated test data of this test report.

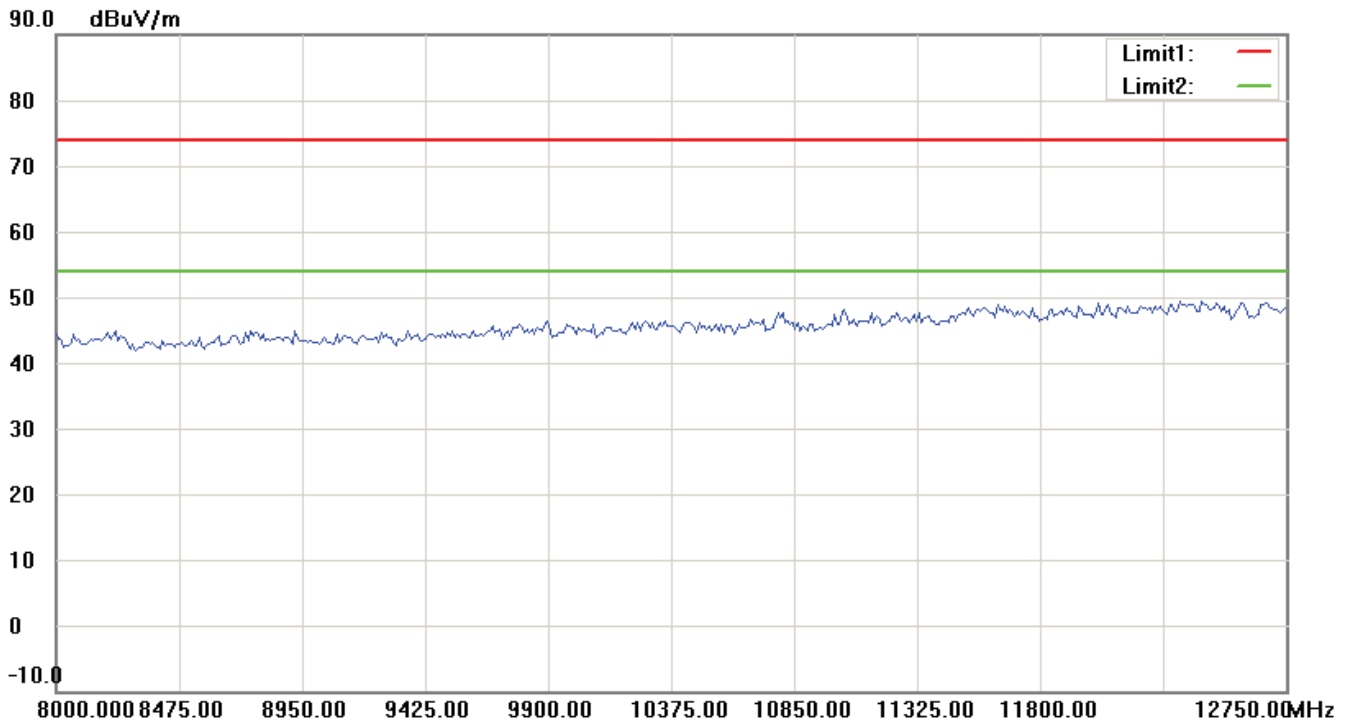
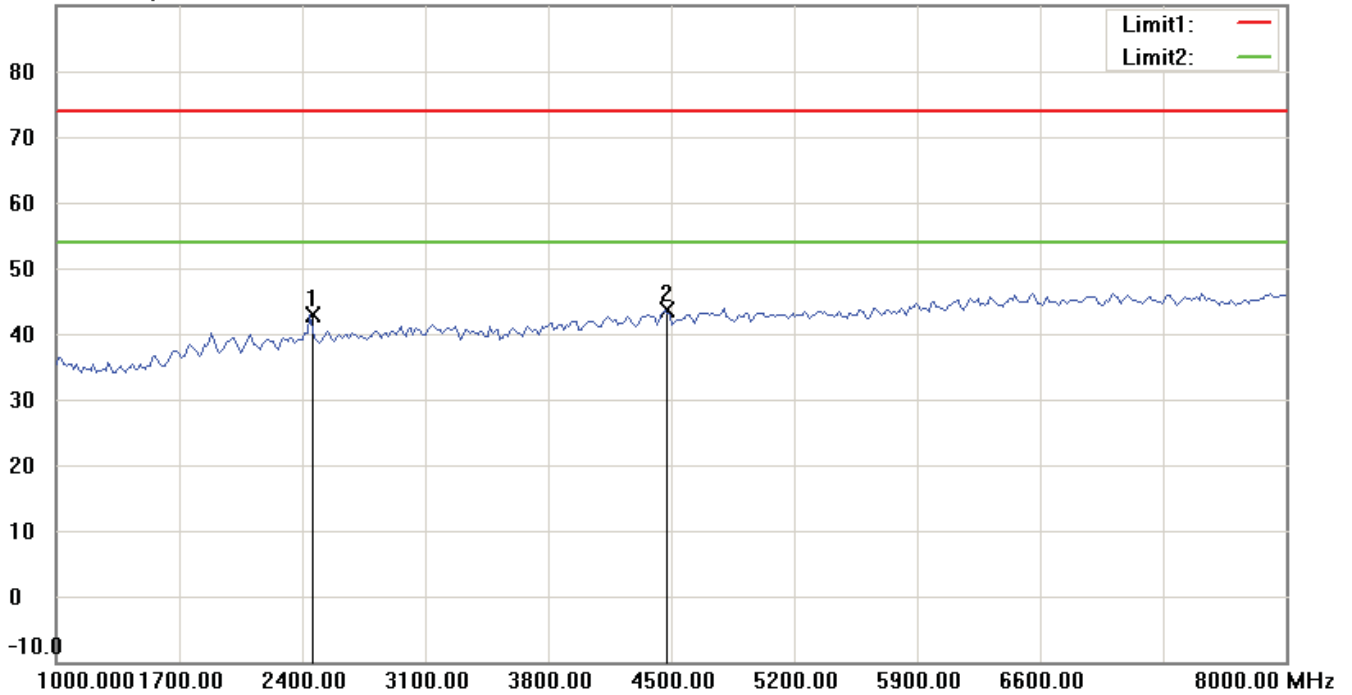


Worldwide Testing Services(Taiwan) Co., Ltd.

Report Number: W6M21212-12939-P-2224

FCC ID: GX9CTC10523G


90.0 dBuV/m



Up Line: Peak Limit Line Down Line: Ave Limit Line

Note:

1. The attached measurement plots are preliminarily pre-scanned with peak detector for determining the final checking frequencies and are for reference only.
2. The some frequencies may exceed the limit line without the specified detectors, but that cannot present the results are failed to the specification of test standard.
3. For corrected test results are listed in the relevant table of radiated test data of this test report.



Report Number: W6M21212-12939-P-2224

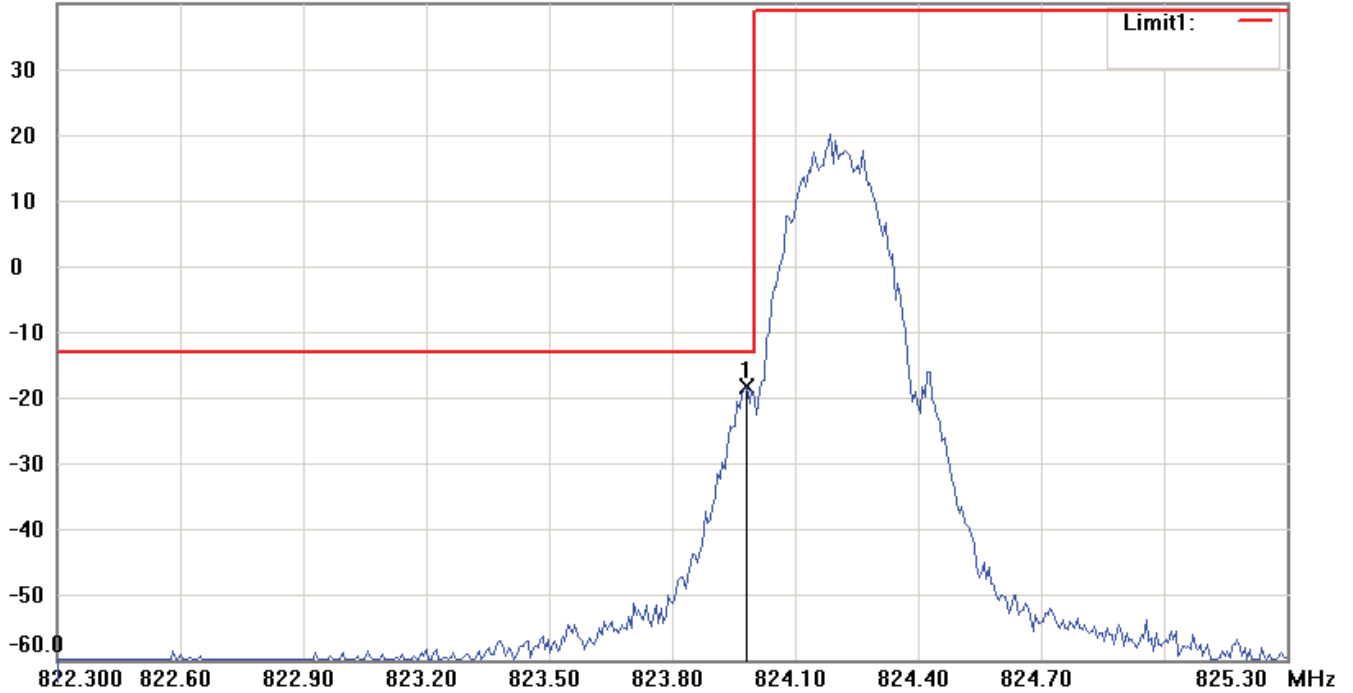
FCC ID: GX9CTC10523G

Band edge emissions

850 Band – channel 128

Antenna Polarization H


40.0 dBm



Antenna Polarization V

40.0 dBm



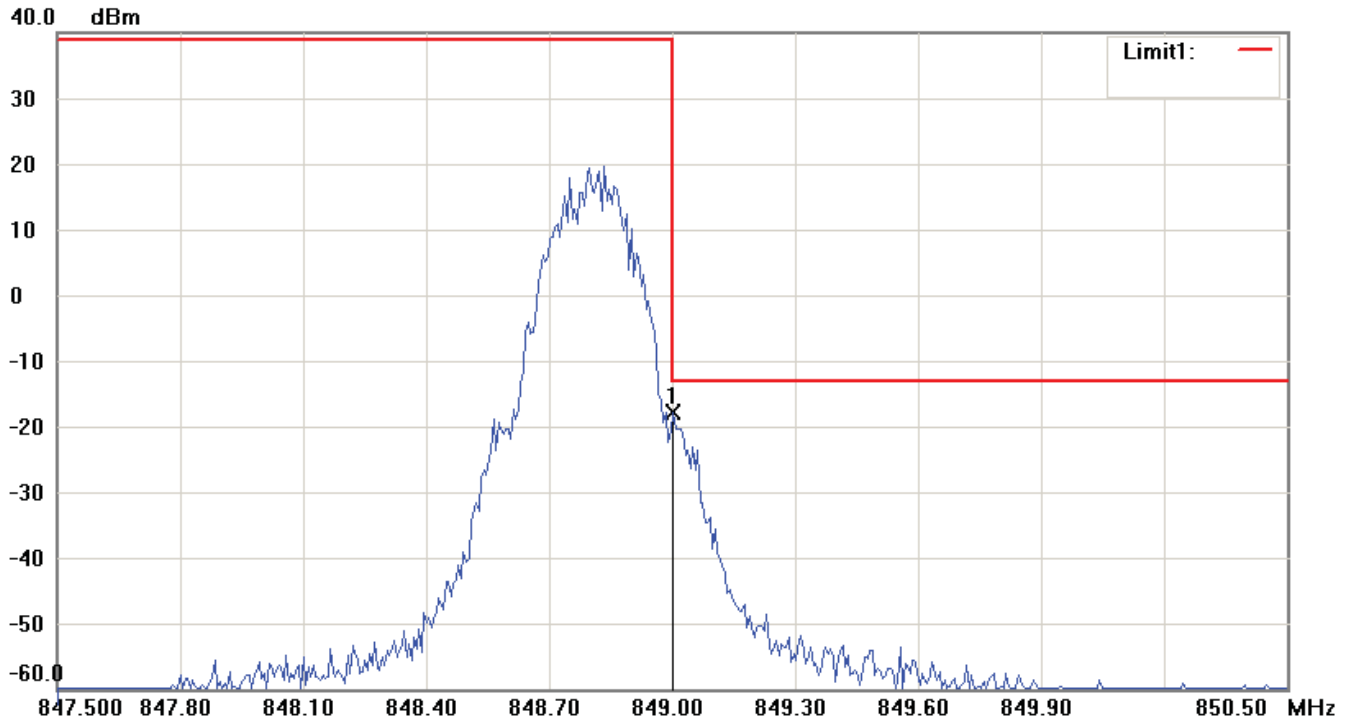


Report Number: W6M21212-12939-P-2224

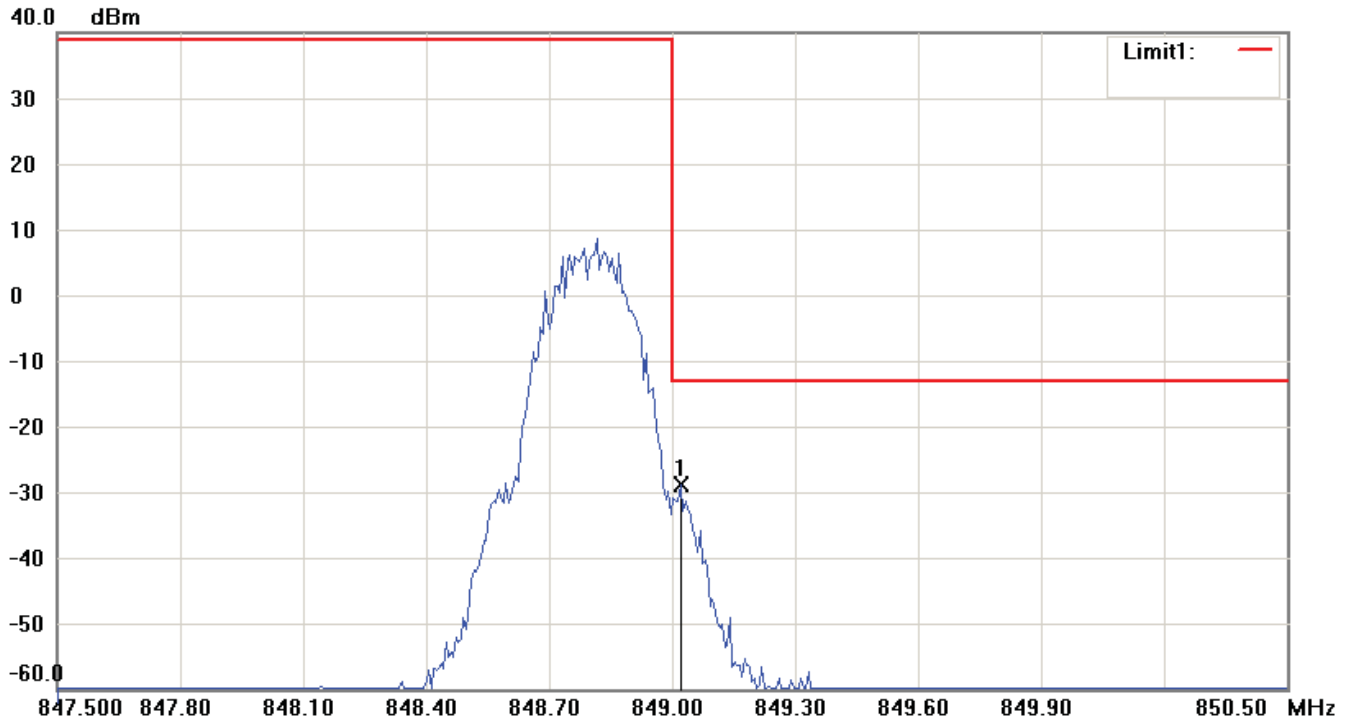
FCC ID: GX9CTC10523G


850 Band – channel 251

Antenna Polarization H



Antenna Polarization V



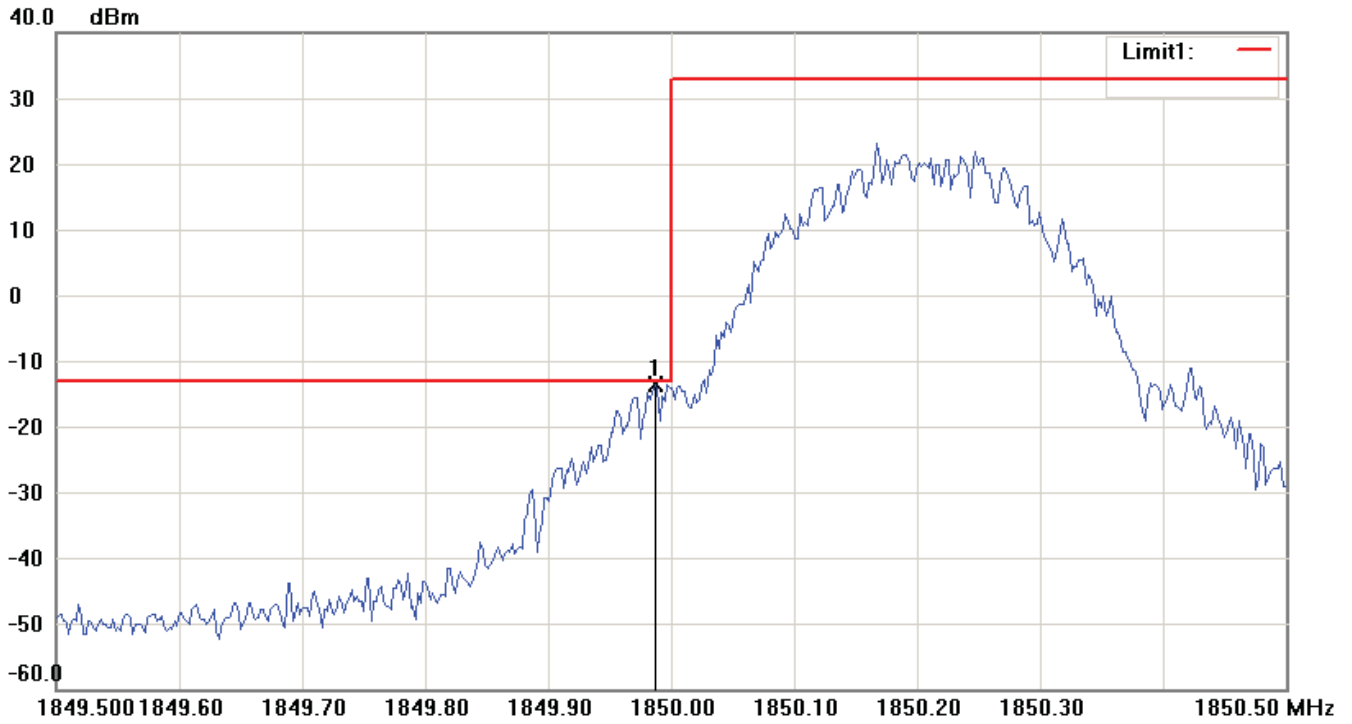


Report Number: W6M21212-12939-P-2224

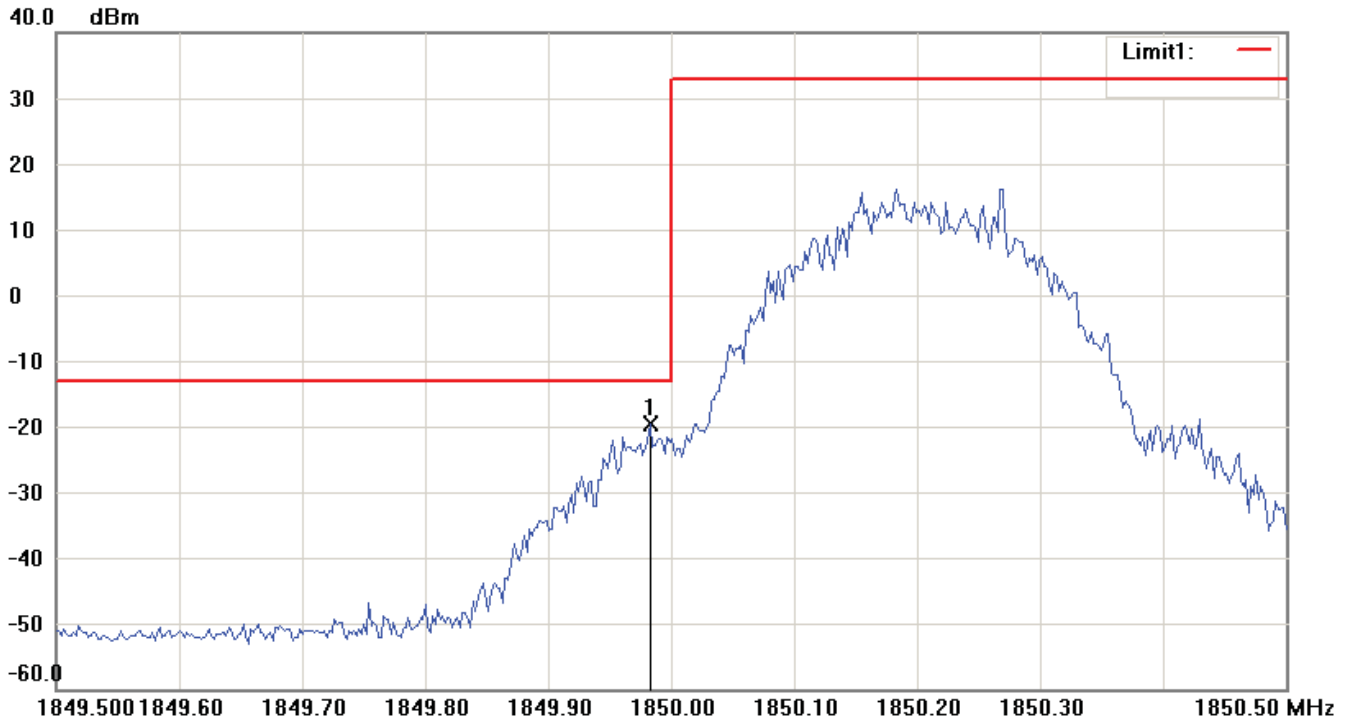
FCC ID: GX9CTC10523G


1900 Band – channel 512

Antenna Polarization H



Antenna Polarization V



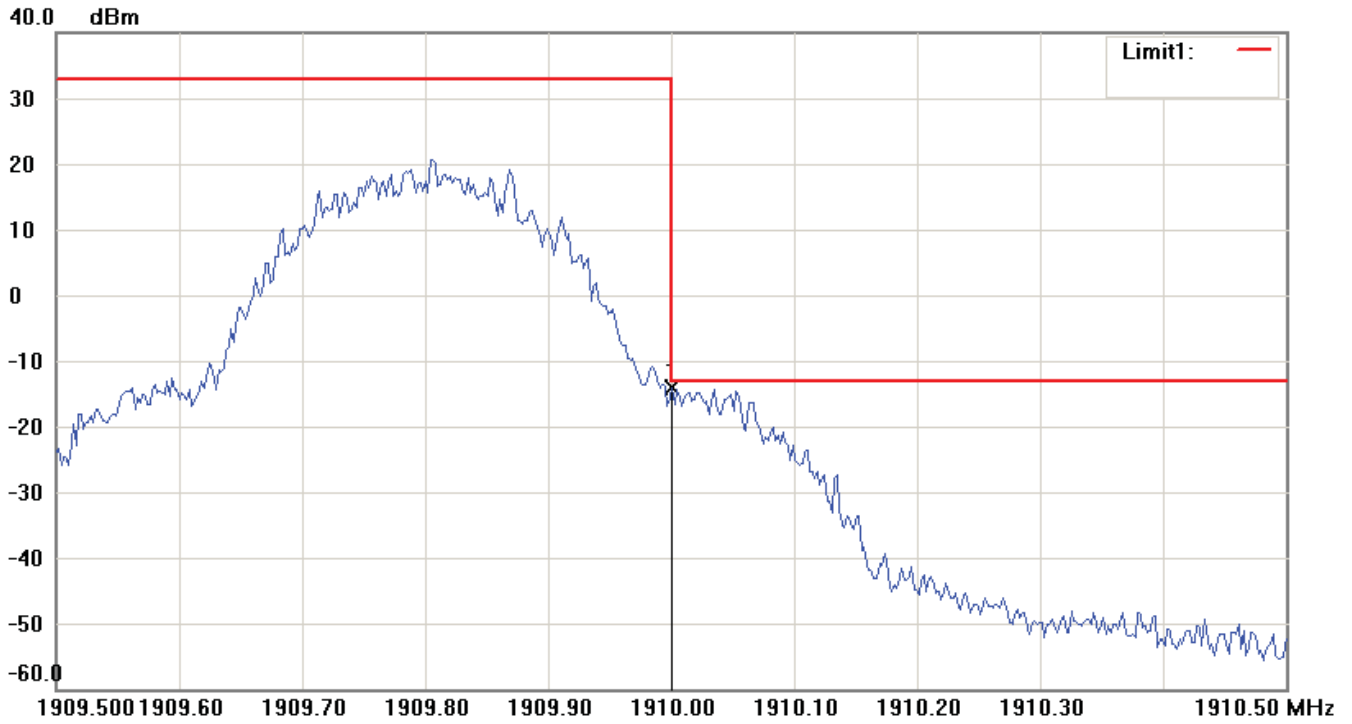


Report Number: W6M21212-12939-P-2224

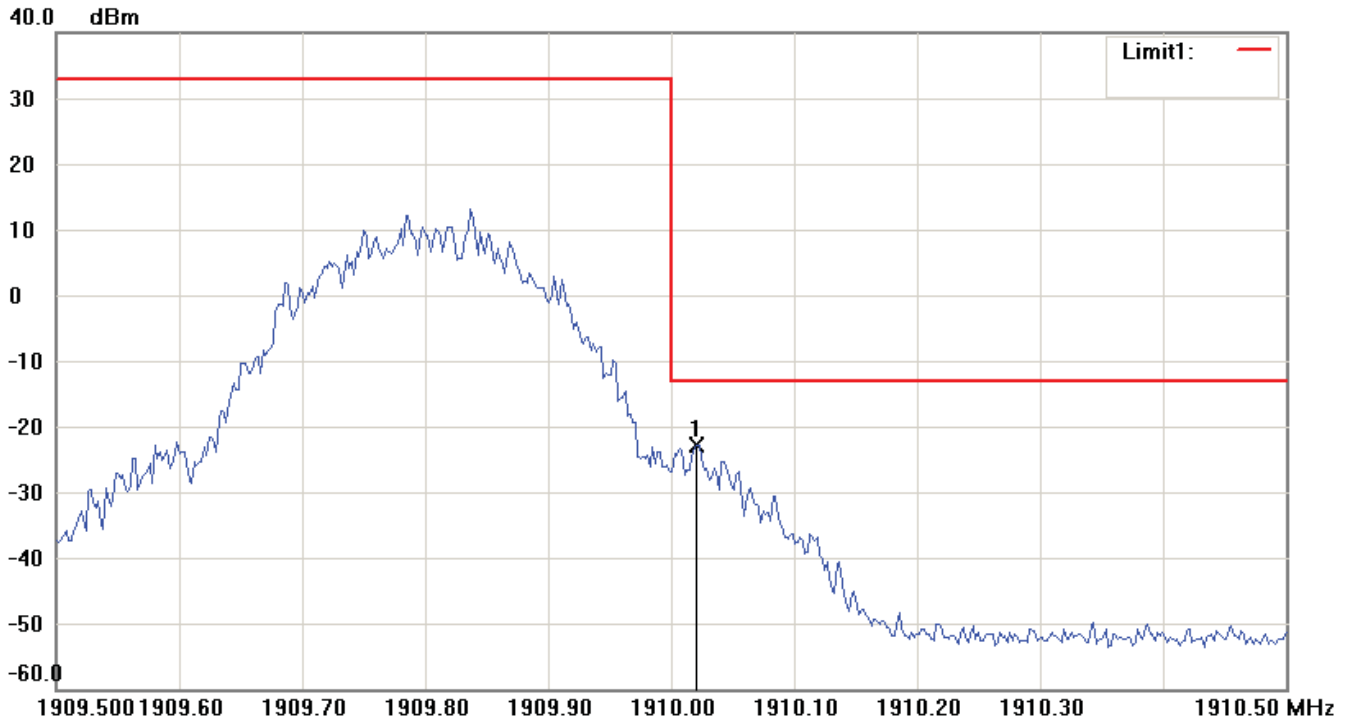
FCC ID: GX9CTC10523G

1900 Band – channel 810

Antenna Polarization H



Antenna Polarization V



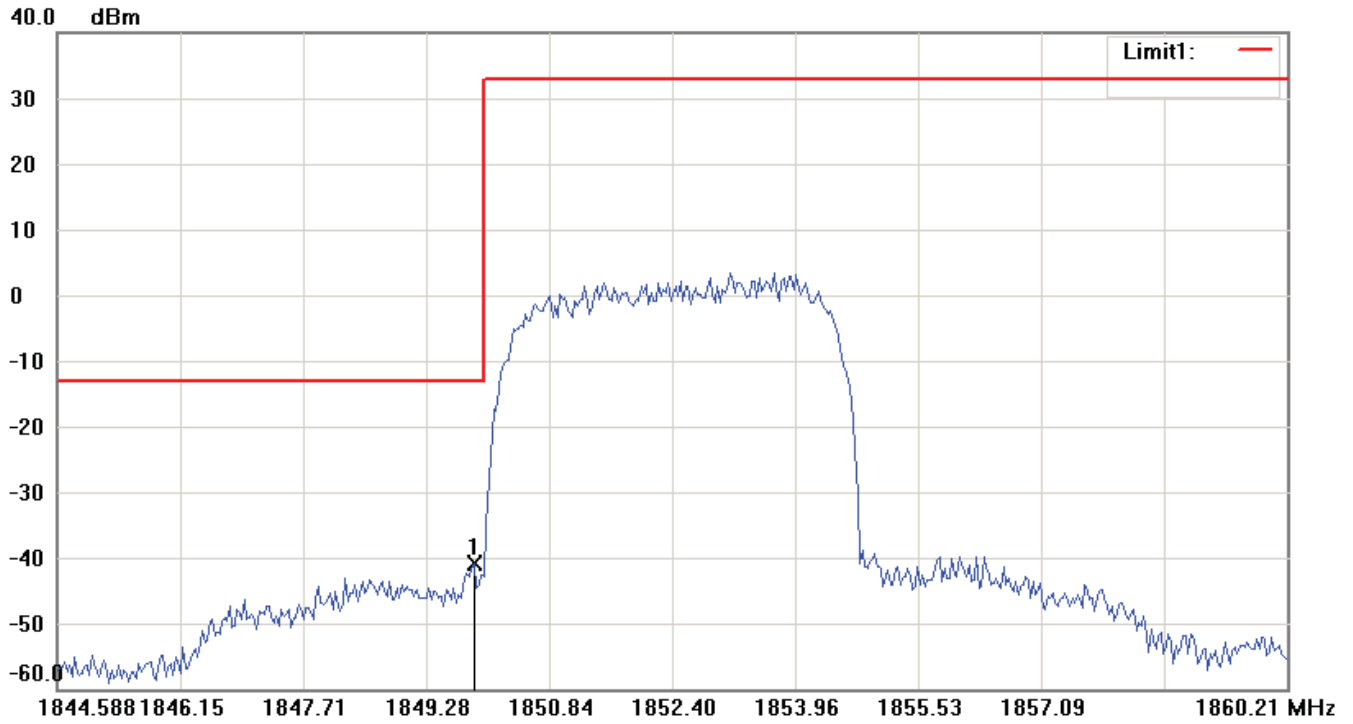


Report Number: W6M21212-12939-P-2224

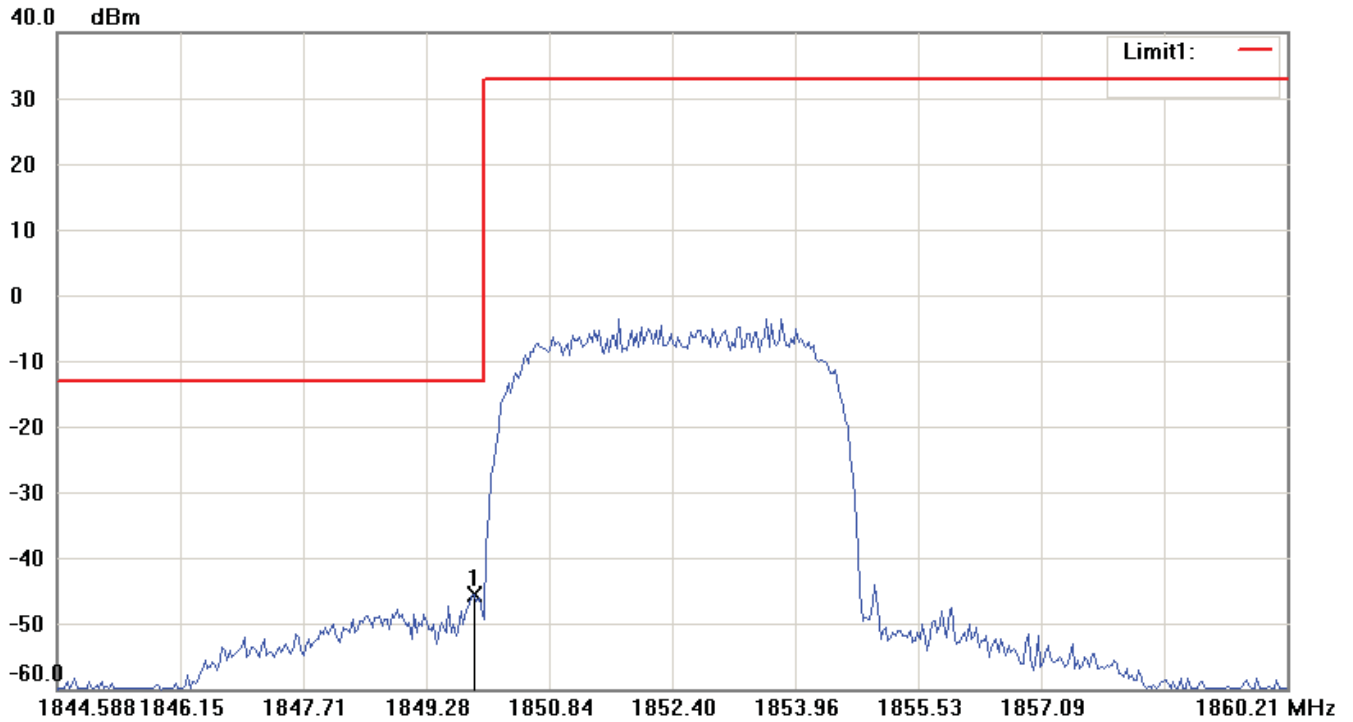
FCC ID: GX9CTC10523G

Band II – channel 9262

Antenna Polarization H



Antenna Polarization V





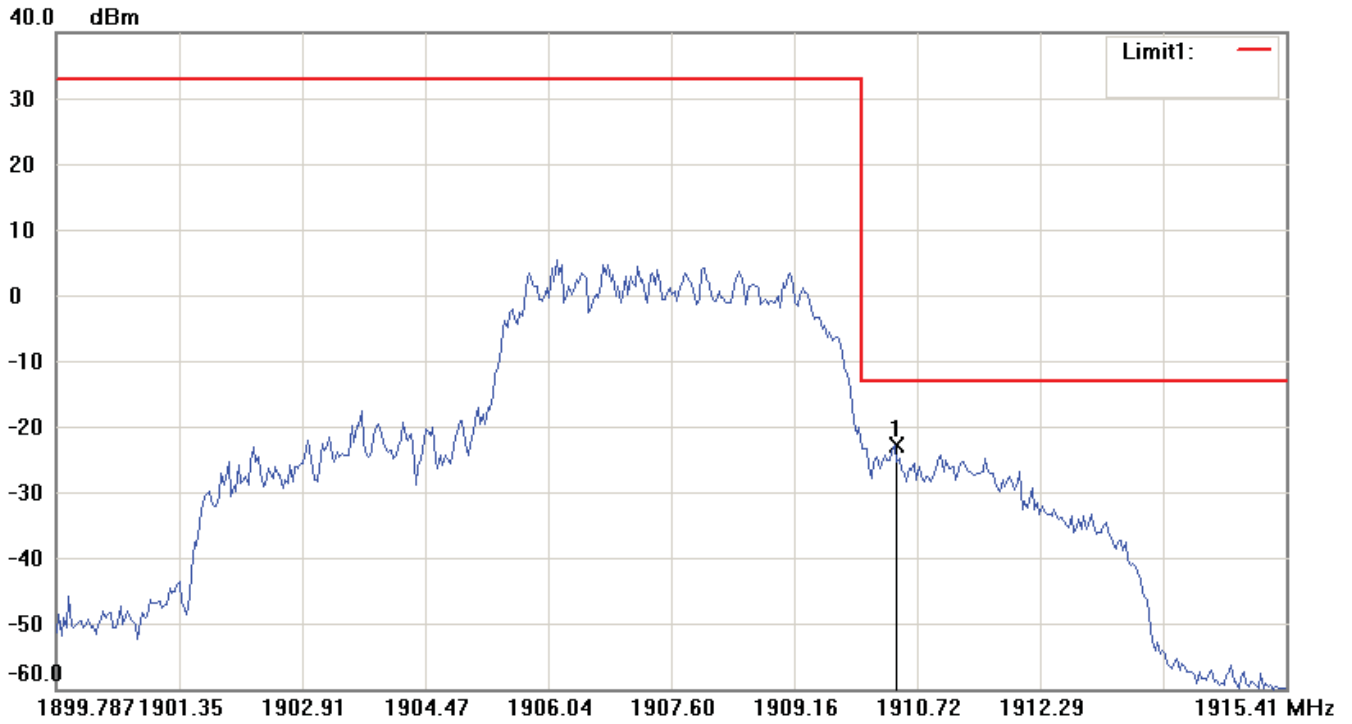
Worldwide Testing Services(Taiwan) Co., Ltd.

Report Number: W6M21212-12939-P-2224

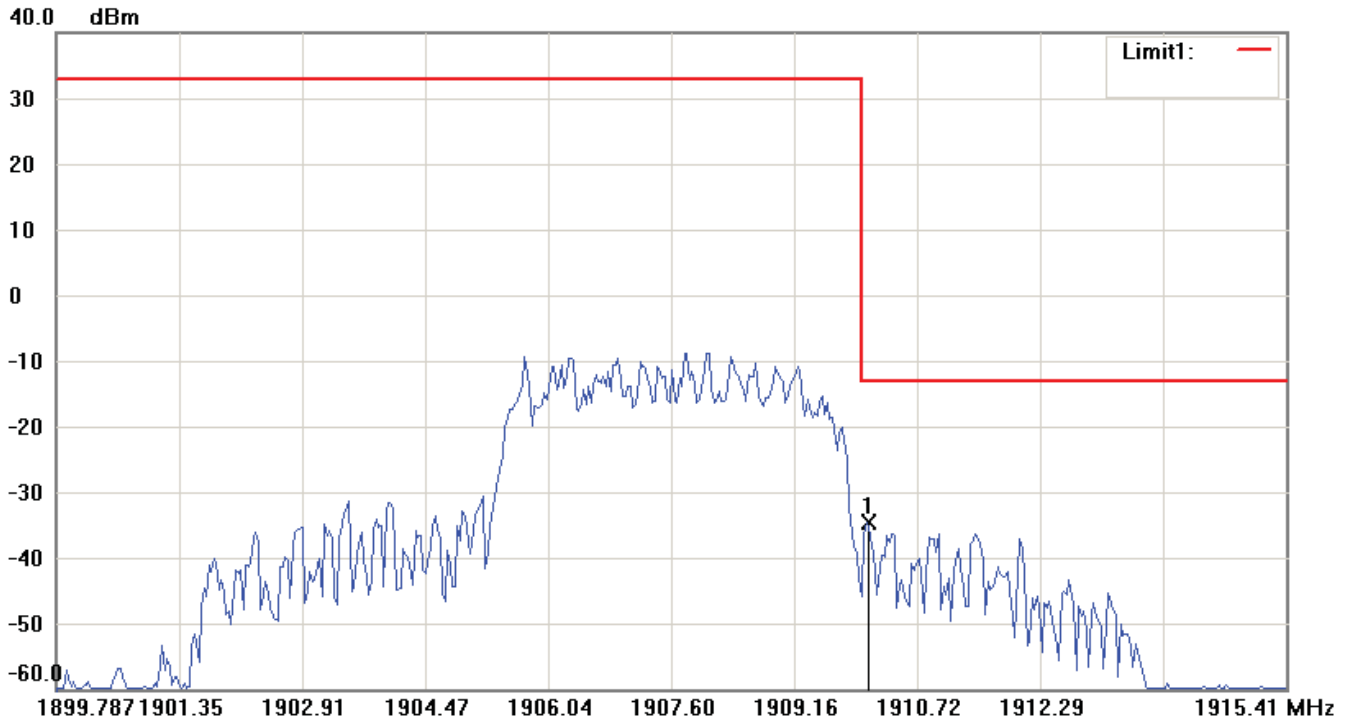
FCC ID: GX9CTC10523G


Band II – channel 9538

Antenna Polarization H



Antenna Polarization V



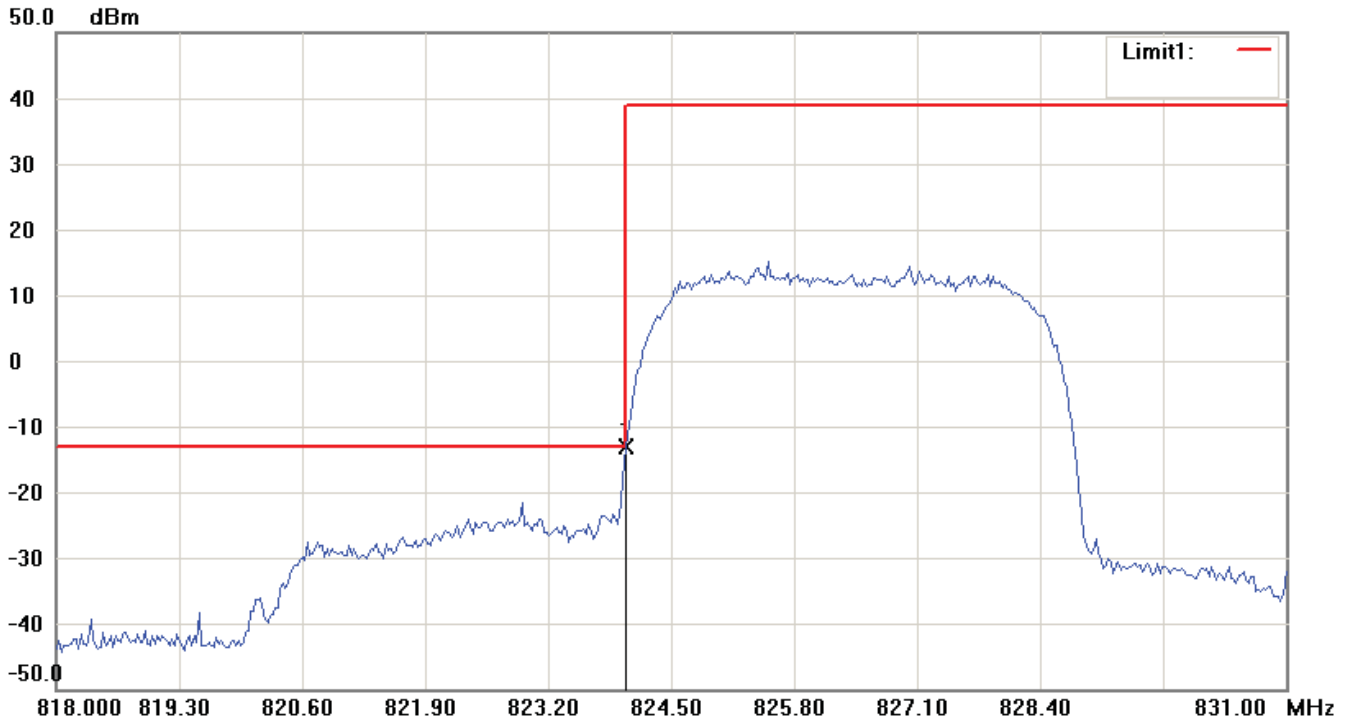


Report Number: W6M21212-12939-P-2224

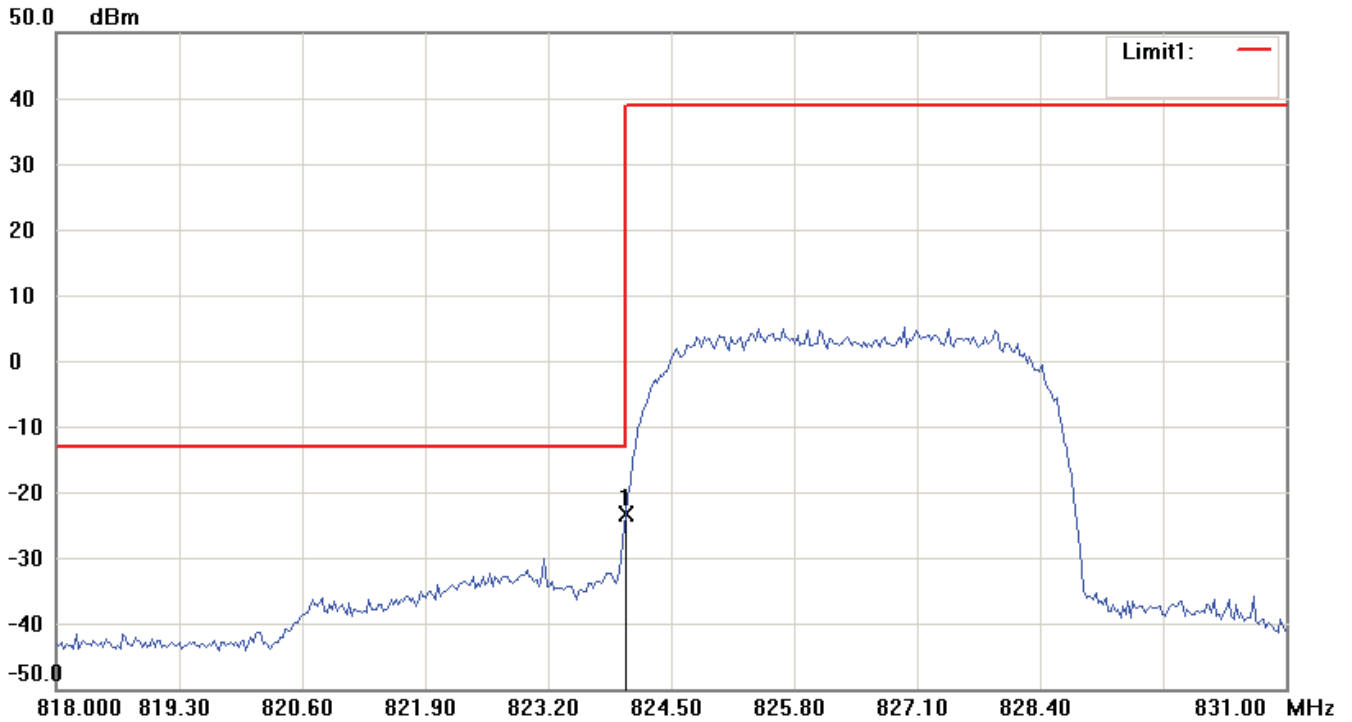
FCC ID: GX9CTC10523G


Band V – channel 4132

Antenna Polarization H



Antenna Polarization V



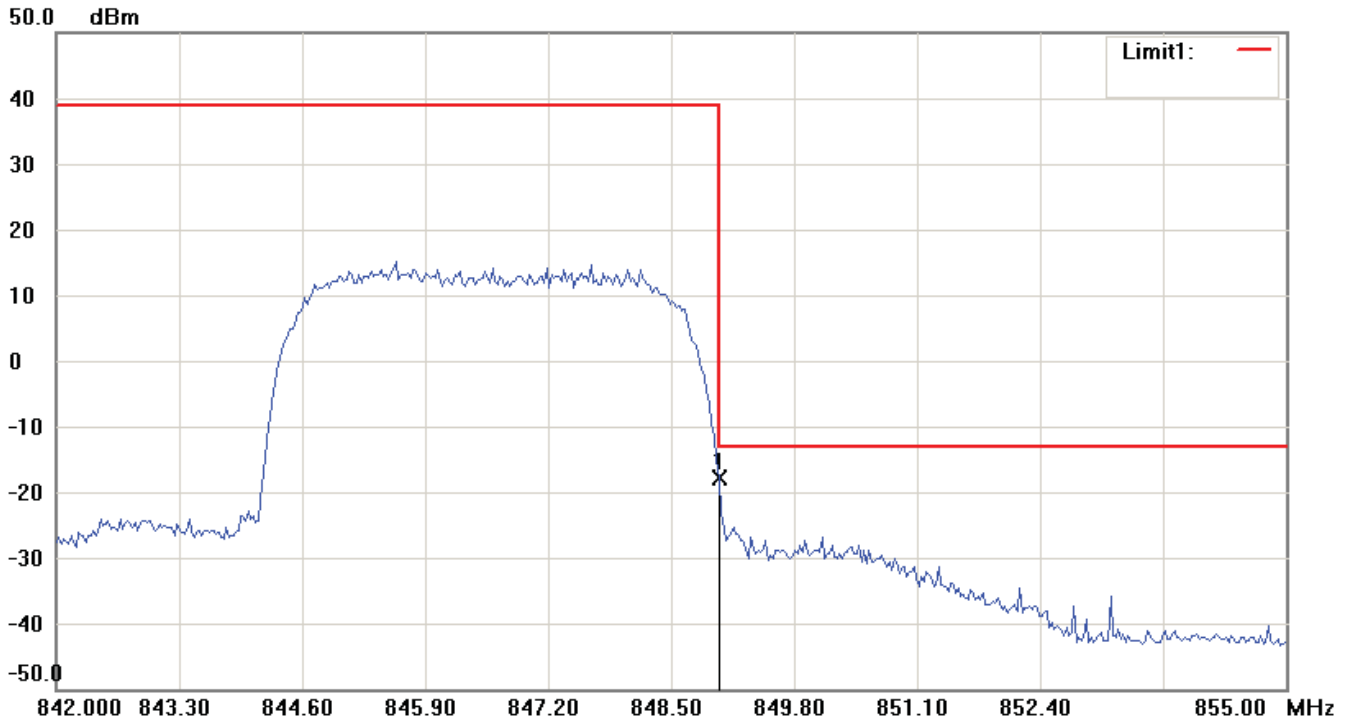


Report Number: W6M21212-12939-P-2224

FCC ID: GX9CTC10523G

Band V – channel 4233

Antenna Polarization H



Antenna Polarization V

