

47 CFR PART 15 SUBPART C TEST REPORT

for

Base Unit

Model No.: BUN_x-xxxxx-xxxxx Series

(x=0~9, A~Z or blank)

FCC ID: GX9BUN3

of

Applicant: **CLIMAX TECHNOLOGY CO., LTD.**

Address: No. 258, Sinhu 2nd Rd., Neihu District, Taipei City 114,
Taiwan (R.O.C.)

Tested and Prepared

by

Worldwide Testing Services (Taiwan) Co., Ltd.

**FCC Registration No.: TW1072, TW1140, TW1141, TW1146, TW1477,
TW0200, TW0037**

Industry Canada filed test laboratory Reg. No.: 20037, 5107A, 31634



Report No.: W6M22405-23456-C-247

6F, NO. 58, LANE 188, RUEY-KUANG RD., NEIHU TAIPEI 114, TAIWAN, R.O.C.
TEL: 886-2-66068877 FAX: 886-2-66068879 E-mail: wts@wts-lab.com



Worldwide Testing Services(Taiwan) Co., Ltd.

Registration number: W6M22405-23456-C-247

FCC ID: GX9BUN3

Certification of Test Report

Applicant : CLIMAX TECHNOLOGY CO., LTD.
No. 258, Sinhu 2nd Rd., Neihu District, Taipei City 114,
Taiwan (R.O.C.)

Manufacturer : CLIMAX TECHNOLOGY CO., LTD.
No. 258, Sinhu 2nd Rd., Neihu District, Taipei City 114,
Taiwan (R.O.C.)

Tested equipment :

Type description : Base Unit
Model number : BUNx-xxxxx-xxxxx Series(x=0~9, A~Z or blank)
Brand name : ./.
Operation frequency : Please see chapter 2.3.
RF output power : LTE
Band 2: 26.34 dBm (EIRP)
Band 4 23.84 dBm (EIRP)
Band 5: 21.42 dBm (ERP)
Band 12 22.59 dBm (ERP)
Band 13: 22.00 dBm (ERP)
Power supply : Adapter (I/P: 100-240V~0.4A 50/60Hz
O/P: 12.0V=1.0A 12.0W)
Battery 7.2V, 2300mAh 230mA

Regulation applied : 47CFR Part 22 (2023-10), Part 24 (2023-10),
Part 27 (2023-10)

Test method : 47CFR Part 2 (2023), TIA/EIA-603E (2016) and
ANSI C63.26 (2015)

I HEREBY CERTIFY THAT: The test results written in this report were derived conscientiously in accordance with the requirements and procedures of 47CFR Part 2 (2023), TIA/EIA-603E (2016), and it was found that the device described above is in compliance with the applicable limits specified in 47CFR Part 22/24/27.

Laboratory disclaimer:

1. The result of this test report is valid only in connection to the sample has been tested at the laboratory of Worldwide Testing Services (Taiwan) Co. Ltd.
2. This test report shall always be duplicated in full pages unless the written approval of the testing laboratory is obtained.
3. Antenna gain is provided by applicant and laboratory issue relevant data and results.



Worldwide Testing Services(Taiwan) Co., Ltd.

Registration number: W6M22405-23456-C-247

FCC ID: GX9BUN3

Test engineer:

June 05, 2024

Sora Kuo

Date

WTS-Lab.

Name

Signature

Technical responsibility for area of testing:

June 05, 2024


Kevin Wang

Date

WTS

Name

Signature



Registration number: W6M22405-23456-C-247

FCC ID: GX9BUN3

TABLE OF CONTENTS

1. SUMMARY3

1.1 DESCRIPTION OF TESTED EQUIPMENT3

1.2 DATE OF TESTING PROCESSING3

1.3 MODIFICATION INFORMATION3

1.4 TEST STANDARDS3

1.5 SUMMARY OF TEST RESULT4

2. GENERAL INFORMATION5

2.1 TESTING LABORATORY5

2.2 DETAILS OF APPROVAL HOLDER5

2.3 DESCRIPTION OF TESTED SYSTEM6

2.4 TEST ENVIRONMENT8

2.5 GENERAL TEST REQUIREMENT8

2.6 TEST EQUIPMENT LIST10

3. RF POWER OUTPUT12

3.1 TEST PROCEDURE12

3.2 TEST RESULTS13

4. MODULATION CHARACTERISTICS19

4.1 TEST PROCEDURE19

4.2 TEST RESULTS19

5. PEAK-TO-AVERAGE RATIO20

5.1 TEST PROCEDURE20

5.2 TEST SET UP20

5.3 TEST RESULTS21

6. OCCUPIED BANDWIDTH28

6.1 TEST PROCEDURE28

6.2 TEST RESULTS29

7. SPURIOUS EMISSIONS AT ANTENNA TERMINALS52

7.1 TEST PROCEDURE52

7.2 TEST RESULTS52

7.3 EXPLANATION OF TEST RESULT116

7.4 CALCULATION OF LIMIT FOR SPURIOUS AT ANTENNA TERMINALS116

8. FIELD STRENGTH OF SPURIOUS RADIATION117


8.1 TEST PROCEDURE117

8.2 TEST RESULTS117

8.3 EXPLANATION OF TEST RESULT117

8.4 CALCULATION OF LIMIT FOR FIELD STRENGTH OF SPURIOUS117

8.5 TEST RESULT OF BAND EDGE EMISSIONS118



Worldwide Testing Services(Taiwan) Co., Ltd.

Registration number: W6M22405-23456-C-247

FCC ID: GX9BUN3

9. FREQUENCY STABILITY	185
9.1 TEST PROCEDURE.....	185
9.2 TEST RESULTS	186
APPENDIX.....	188



Registration number: W6M22405-23456-C-247

FCC ID: GX9BUN3

1 Summary

1.1 Description of tested equipment

This equipment under tested, BUNx-xxxxx-xxxxx Series(x=0~9, A~Z or blank), is an Base Unit.

This test report only contains test requirements specified in 47CFR Part 22, Part 24 and Part 27 for LTE function. For other functions; please refer to separate test report with respect to the relevant test standard and specification.

1.2 Date of testing processing

Date of receipt of test item: May 06, 2024

Date of test: from May 07, 2024 to June 05, 2024

Other Information: None

1.3 Modification Information


No modification was made during the all test items been performed.

1.4 Test standards

Technical standard: **47CFR Part 22 (2023), Part 24 (2023) and Part 27 (2023)**

Test method: **47 CFR Part 2 (2021), TIA/EIA-603E (2016), ANSI C63.26 (2015)**

Deviation from test standard: None



Registration number: W6M22405-23456-C-247


FCC ID: GX9BUN3

1.5 Summary of test result

Harmonized Standard Requirements and Conformance Test Specifications				
Item	Clause	Test Content	Limit	Test Result
3.2	§22.913 §24.232 §27.50	Effective Radiated Power and Equivalent Isotropic Radiated Power Measurement	ERP < 7 Watts (Band 5) EIRP < 2 Watts (Band 2) ERP < 3 Watts (Band 12, Band 13) EIRP < 1 Watts (Band 4)	Pass
5.3	§24.232 §27.50	Peak-to-Average Ratio	< 13 dB	Pass
6.2	§2.1049	Occupied Bandwidth	OBW : No Limit	Pass
7.2	§22.917 §24.238 §27.53	Conducted Spurious Emission Measurement	< 43+10log10(P[Watts])	Pass
8.2	§22.917 §24.238 §27.53	Radiated Spurious Emission Measurement	< 43+10log10(P[Watts])	Pass
8.5	§22.917 §24.238 §27.53	Conducted Band Edge Measurement	< 43+10log10(P[Watts])	Pass
9.2	§2.1055 §22.355 §24.235 §27.54	Frequency stability / Temperature variation Measurement	< 2.5 ppm	Pass

Test item Name	Measurement Uncertainty
Estimation Result of Uncertainty of Radiated Emission(3M-966A)	Expanded Uncertainty : 0.009-30 MHz : 1.88 dB 30-1000 MHz : 3.20 dB 1-18 GHz : 3.56 dB 18-40 GHz : 2.94 dB
Estimation Result of Uncertainty of Conducted Output Power Measurement	Expanded Uncertainty : 1.64 dB
Estimation Result of Uncertainty of Bandwidth Measurement	Expanded Uncertainty : 0.45 kHz
Estimation Result of Uncertainty of Frequency Drift Measurement	Expanded Uncertainty : 6.11 Hz
Estimation Result of Uncertainty of Band Edge Measurement	Expanded Uncertainty : 0.67 dBc

The decision rule is: Measurement uncertainty is not included in the calculation of test results.



Registration number: W6M22405-23456-C-247

FCC ID: GX9BUN3

2 General Information

2.1 Testing laboratory

2.1.1 Location

10m OATS

No.5-1, Lishui, Shuang Sing Village, Wanli Dist.,
New Taipei City 207, Taiwan (R.O.C.)

3 meter semi-anechoic chamber

No.35, Aly. 21, Ln. 228, Ankang Rd., Neihu Dist.,
Taipei City 114, Taiwan (R.O.C.)

Xizhi Lab

No. 99, Sec. 1, Balian Rd., Xizhi Dist.,
New Taipei City 221032, Taiwan (R.O.C.)

Worldwide Testing Services (Taiwan) Co., Ltd.

6F., No. 58, Ln. 188, Ruiguang Rd., Neihu Dist.,
Taipei City 114, Taiwan (R.O.C.)

Tel: 886-2-6606-8877

2.1.2 Details of accreditation status

Accredited testing laboratory

FCC filed test laboratory Reg. No.: TW1072, TW1140, TW1141, TW1146, TW1477,
TW0200, TW0037

Industry Canada filed test laboratory Reg. No.: 20037, 5107A, 31634

2.1.3 Test location, where different from Worldwide Testing Services (Taiwan) Co., Ltd.


Name: ./.
Accredited number: ./.
Street: ./.
Town: ./.
Country: ./.

2.2 Details of approval holder

Name: CLIMAX TECHNOLOGY CO., LTD..
Street: No. 258, Sinhu 2nd Rd., Neihu District,
Town: Taipei City 114,
Country: Taiwan (R.O.C.)

Manufacturer: (if different from applicant)

Name: ./.
Street: ./.
Town: ./.
Country: ./.



Registration number: W6M22405-23456-C-247

FCC ID: GX9BUN3

2.3 Description of Tested System

The EUT was tested alone without the Accessories or Peripherals.


Equipment	Model No.	Series No.	Software	Cable information	Note
No accessories were used with this EUT.					

Frequencies Selected to be investigated:

LTE

Band 2

Test Frequency ID	Bandwidth [MHz]	N _{UL}	Frequency of Uplink [MHz]	N _{DL}	Frequency of Downlink [MHz]
Low Range	1.4	18607	1850.7	607	1930.7
	3	18615	1851.5	615	1931.5
	5	18625	1852.5	625	1932.5
	10	18650	1855	650	1935
	15 ^[1]	18675	1857.5	675	1937.5
	20 ^[1]	18700	1860	700	1940
Mid Range	1.4/3/5/10 15 ^[1] /20 ^[1]	18900	1880	900	1960
High Range	1.4	19193	1909.3	1193	1989.3
	3	19185	1908.5	1185	1988.5
	5	19175	1907.5	1175	1987.5
	10	19150	1905	1150	1985
	15 ^[1]	19125	1902.5	1125	1982.5
	20 ^[1]	19100	1900	1100	1980
NOTE 1: Bandwidth for which a relaxation of the specified UE receiver sensitivity requirement (TS 36.101 [27] Clause 7.3) is allowed.					



Registration number: W6M22405-23456-C-247

FCC ID: GX9BUN3

Band 4

Test Frequency ID	Bandwidth [MHz]	N _{UL}	Frequency of Uplink [MHz]	N _{DL}	Frequency of Downlink [MHz]
Low Range	1.4	19957	1710.7	1957	2110.7
	3	19965	1711.5	1965	2111.5
	5	19975	1712.5	1975	2112.5
	10	20000	1715	2000	2115
	15	20025	1717.5	2025	2117.5
	20	20050	1720	2050	2120
Mid Range	1.4/3/5/10/15/20	20175	1732.5	2175	2132.5
High Range	1.4	20393	1754.3	2393	2154.3
	3	20385	1753.5	2385	2153.5
	5	20375	1752.5	2375	2152.5
	10	20350	1750	2350	2150
	15	20325	1747.5	2325	2147.5
	20	20300	1745	2300	2145

Band 5


Test Frequency ID	Bandwidth [MHz]	N _{UL}	Frequency of Uplink [MHz]	N _{DL}	Frequency of Downlink [MHz]
Low Range	1.4	20407	824.7	2407	869.7
	3	20415	825.5	2415	870.5
	5	20425	826.5	2425	871.5
	10 [1]	20450	829	2450	874
Mid Range	1.4/3/5 10 [1]	20525	836.5	2525	881.5
High Range	1.4	20643	848.3	2643	893.3
	3	20635	847.5	2635	892.5
	5	20625	846.5	2625	891.5
	10 [1]	20600	844	2600	889

NOTE 1: Bandwidth for which a relaxation of the specified UE receiver sensitivity requirement (TS 36.101 [27] Clause 7.3) is allowed.

Band 12

Test Frequency ID	Bandwidth [MHz]	N _{UL}	Frequency of Uplink [MHz]	N _{DL}	Frequency of Downlink [MHz]
Low Range	1.4	23017	699.7	5017	729.7
	3	23025	700.5	5025	730.5
	5 [1]	23035	701.5	5035	731.5
	10 [1]	23060	704	5060	734
Mid Range	1.4/3 5 [1]/10 [1]	23095	707.5	5095	737.5
High Range	1.4	23173	715.3	5173	745.3
	3	23165	714.5	5165	744.5
	5 [1]	23155	713.5	5155	743.5
	10 [1]	23130	711	5130	741

NOTE 1: Bandwidth for which a relaxation of the specified UE receiver sensitivity requirement (TS 36.101 [27] Clause 7.3) is allowed.



Registration number: W6M22405-23456-C-247

FCC ID: GX9BUN3

Band 13

Test Frequency ID	Bandwidth [MHz]	N _{UL}	Frequency of Uplink [MHz]	N _{DL}	Frequency of Downlink [MHz]
Low Range	5 [1]	23205	779.5	5205	748.5
	10 [1]	23230	782	5230	751
Mid Range	5 [1]/10 [1]	23230	782	5230	751
High Range	5 [1]	23255	784.5	5255	753.5
	10 [1]	23230	782	5230	751

NOTE 1: Bandwidth for which a relaxation of the specified UE receiver sensitivity requirement (TS 36.101 [27] Clause 7.3) is allowed.

Antenna type: PCB antenna

Antenna gain: LTE
Band 2: 1.87 dBi 、 Band 4: 0.12 dBi 、 Band 5: -0.76 dBi 、
Band 12: 0.91 dBi 、 Band 13: -0.29 dBi

Power supply: Adapter (I/P: 100-240V~0.4A 50/60Hz
O/P: 12.0V=1.0A 12.0W)
Battery 7.2V, 2300mAh 230mA

Sample no.: #01

2.4 Test environment

Temperature: 27 °C
Relative humidity content: 54 %
Air pressure: 86-103 Kpa

2.5 General Test Requirement

Radiated Emission: For investigated frequency is equal to or below 1GHz, the RBW and VBW of the spectrum analyzer was 100 kHz and 100 kHz respectively with an appropriate sweep speed.

For investigated frequency is above 1GHz, both of RBW and VBW of the spectrum analyzer were 1 MHz with an appropriate sweep speed. The analyzer was calibrated in dB above a microvolt at the output of the antenna.

The table used for radiated measurements is capable of continuous rotation. The spectrum was scanned from 30 MHz to the frequency specified as follows:

- (1) If the intentional radiator operates below 10 GHz: to the tenth harmonic of the highest fundamental frequency or to 40 GHz, whichever is lower.
- (2) If the intentional radiator operates at or above 10 GHz and below 30 GHz: to the fifth harmonic of the highest fundamental frequency or to 100 GHz, whichever is lower.




Registration number: W6M22405-23456-C-247

FCC ID: GX9BUN3

(3) If the intentional radiator operates at or above 30 GHz: to the fifth harmonic of the highest fundamental frequency or to 200 GHz, whichever is lower, unless specified otherwise elsewhere in the rules.

For hand-held devices, a exploratory test was performed with three (3) orthogonal planes to determine the highest emissions.

When an emission was found, the table was rotated to produce the maximum signal strength. At this point, the antenna was raised and lowered from 1m to 4m. The antenna was placed in both the horizontal and vertical planes.



Registration number: W6M22405-23456-C-247

FCC ID: GX9BUN3

2.6 Test Equipment List

Power

Code No.	Test equipment	Mode No.	Serial No.	Brand	Cal. Date	Next Cal. Date
ETSTW-RE 050	Attenuator 10dB	50HF-010-1	None	JFW	2024/2/16	2025/2/15
ETSTW-RE 099	DC Block	50DB-007-1	None	JFW	2024/2/16	2025/2/15
ETSTW-GSM 003	Radio Communication Analyzer	MT8820C	6201342073	Anritsu	2024/5/8	2025/5/7
ETSTW-Cable 030	Microwave Cable	SUCOFLEX 104 (S_Cable 9)	279067	HUBER+SUHNER	2024/2/16	2025/2/15

Frequency stability

Code No.	Test equipment	Mode No.	Serial No.	Brand	Cal. Date	Next Cal. Date
ETSTW-CE 009	TEMP.& HUMIDITY CHAMBER	GTH-225-40-1P-U	MAA0305-009	GIANT FORCE	2023/7/24	2024/7/23
ETSTW-RE 050	Attenuator 10dB	50HF-010-1	None	JFW	2024/2/16	2025/2/15
ETSTW-RE 099	DC Block	50DB-007-1	None	JFW	2024/2/16	2025/2/15
ETSTW-GSM 003	Radio Communication Analyzer	MT8820C	6201342073	Anritsu	2024/5/8	2025/5/7
ETSTW-Cable 030	Microwave Cable	SUCOFLEX 104 (S_Cable 9)	279067	HUBER+SUHNER	2024/2/16	2025/2/15

Conducted Spurious emission, band edge, Occupied Bandwidth, 26DB Bandwidth, Peak to Average Ratio

Code No.	Test equipment	Mode No.	Serial No.	Brand	Cal. Date	Next Cal. Date
ETSTW-RE 050	Attenuator 10dB	50HF-010-1	None	JFW	2024/2/16	2025/2/15
ETSTW-RE 055	SPECTRUM ANALYZER	FSU 26	200074	R&S	2024/3/7	2025/3/6
ETSTW-RE 099	DC Block	50DB-007-1	None	JFW	2024/2/16	2025/2/15
ETSTW-RE 127	RF Switch Box	RFS-01	None	WTS	2024/2/16	2025/2/15
ETSTW-GSM 003	Radio Communication Analyzer	MT8820C	6201342073	Anritsu	2024/5/8	2025/5/7
ETSTW-GSM 023	Power Divider	4901.19.A	None	SUHNER	2023/8/28	2024/8/27
ETSTW-Cable 030	Microwave Cable	SUCOFLEX 104 (S_Cable 9)	279067	HUBER+SUHNER	2024/2/16	2025/2/15



Worldwide Testing Services(Taiwan) Co., Ltd.

Registration number: W6M22405-23456-C-247

FCC ID: GX9BUN3

Spurious Emission (966A)

Code No.	Test equipment	Mode No.	Serial No.	Brand	Cal. Date	Next Cal. Date
ETSTW-RE 153	Signal Analyzer	FSV40	101929	R&S	2023/9/20	2024/9/19
ETSTW-RE 154	EMI Test Receiver	ESR3	102829	R&S	2024/2/16	2025/4/9
ETSTW-RE 160	Amplifier Module	CHC 3	None	WTS	2023/7/14	2024/7/13
ETSTW-RE 177	TRILOG Broadband Antenna	VULB 9168&EMCI-N-6-06	01380&AT-06007	SCHWARZBECK&EMC	2024/3/4	2025/3/3
ETSTW-RE 178	Double Ridged Guide Horn Antenna	DRH18-E	210505A18ES	RFSPIN	2024/2/29	2025/2/28
ETSTW-Cable 077	SMA type cable (10m)	EMC104-SM-SM-10000	230511	EMCI	2023/7/14	2024/7/13
ETSTW-Cable 084	SMA type cable (1m)	SF104-11SMA-1000	816477/4	HONOVA	2023/7/14	2024/7/13
ETSTW-Cable 089	SMA type cable (2m)	SF104-11SMA-2000	SN 811889/4	HUBER+SUHNER	2023/7/14	2024/7/13
WTSTW-SW 002	EMI TEST SOFTWARE	EZ EMC	None	Farad	Version ETS-03A1 Version EMEC-3A1+	

Registration number: W6M22405-23456-C-247

FCC ID: GX9BUN3

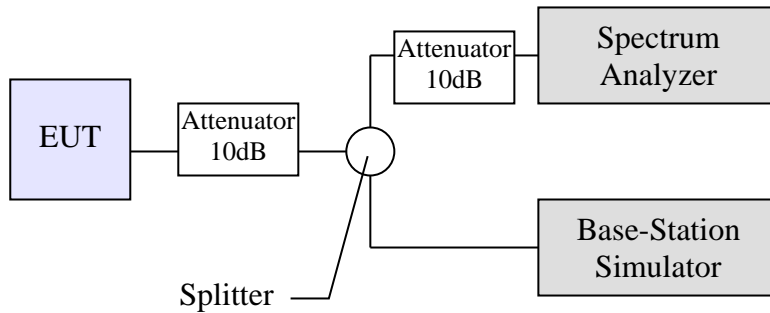
3. RF Power Output

3.1 Test procedure

3.1.1 Conducted Method

Per 47CFR Part 2.1046, the RF power output shall be measured at the RF output terminals and following procedure is employed:

The transmitter output was connected as the following figure:



The whole connection system is calibrated with a standard signal generator. Power on and make a link form simulator to EUT and then set the EUT to maximum output power.

Measure the RF power with the spectrum analyzer in accordance the following settings:

RBW: 300 kHz for Frequency below 1GHz and 1MHz for Frequency equal to and above 1GHz.


VBW: 300 kHz for Frequency below 1GHz and 1MHz for Frequency equal to and above 1GHz.

Span: 2MHz

Sweep: 3s

The power output at the transmitter antenna terminal is then determined by assign the value of the corrected factor to the spectrum analyzer reading.

Tests were performed at three frequencies (low, middle and high channels) and operation mode selected.



Registration number: W6M22405-23456-C-247

FCC ID: GX9BUN3

3.2 Test Results

Test date: May 22, 2024

Temperature: 31.6 °C

Humidity: 60.0 %


Tester: Sora

LTE

Band 2

BW(MHz)	Modulation	RB Size	RB offset	POWER(dBm)	POWER(dBm)	POWER(dBm)	EIRP	EIRP	EIRP
				Low Ch18607/1850.7MHz	Mid Ch18900/1880MHz	High Ch19193/1909.3MHz	Low Ch18607/1850.7MHz	Mid Ch18900/1880MHz	High Ch19193/1909.3MHz
1.4	QPSK	1	0	24.21	23.86	24.11	26.07805	25.72805	25.97805
1.4	QPSK	1	3	24.25	24.15	24.22	26.11805	26.01805	26.08805
1.4	QPSK	1	5	24.34	24.01	24.11	26.20805	25.87805	25.97805
1.4	QPSK	3	0	24.1	24.03	24.13	25.96805	25.89805	25.99805
1.4	QPSK	3	1	24.31	24.07	24.17	26.17805	25.93805	26.03805
1.4	QPSK	3	3	24.05	24.04	23.93	25.91805	25.90805	25.79805
1.4	QPSK	6	0	22.91	22.88	22.92	24.77805	24.74805	24.78805
1.4	16QAM	1	0	22.81	22.32	22.84	24.67805	24.18805	24.70805
1.4	16QAM	1	3	22.99	22.63	22.67	24.85805	24.49805	24.53805
1.4	16QAM	1	5	22.53	22.67	22.61	24.39805	24.53805	24.47805
BW(MHz)	Modulation	RB Size	RB offset	POWER(dBm)	POWER(dBm)	POWER(dBm)	EIRP	EIRP	EIRP
				Low Ch18615/1851.5MHz	Mid Ch18900/1880MHz	High Ch19185/1908.5MHz	Low Ch18615/1851.5MHz	Mid Ch18900/1880MHz	High Ch19185/1908.5MHz
3	QPSK	1	0	23.92	24.03	24.02	25.78805	25.89805	25.88805
3	QPSK	1	7	23.94	24.1	24.12	25.80805	25.96805	25.98805
3	QPSK	1	14	23.85	24.04	23.99	25.71805	25.90805	25.85805
3	QPSK	8	0	23.14	23.01	23.17	25.00805	24.87805	25.03805
3	QPSK	8	3	23.09	22.95	23.11	24.95805	24.81805	24.97805
3	QPSK	8	7	23.01	23.02	23.07	24.87805	24.88805	24.93805
3	QPSK	15	0	23.01	23.06	23.11	24.87805	24.82805	24.97805
3	16QAM	1	0	22.98	22.35	22.75	24.84805	24.21805	24.61805
3	16QAM	1	7	23.03	23.11	23.1	24.89805	24.97805	24.96805
3	16QAM	1	14	22.65	22.67	22.29	24.51805	24.53805	24.15805

BW(MHz)	Modulation	RB Size	RB offset	POWER(dBm)	POWER(dBm)	POWER(dBm)	EIRP	EIRP	EIRP
				Low Ch18625/1852.5MHz	Mid Ch18900/1880MHz	High Ch19175/1907.5MHz	Low Ch18625/1852.5MHz	Mid Ch18900/1880MHz	High Ch19175/1907.5MHz
5	QPSK	1	0	24.17	23.95	24.14	26.03805	25.81805	26.00805
5	QPSK	1	12	24.28	24.14	24.29	26.14805	26.00805	26.15805
5	QPSK	1	24	23.95	24.03	24.02	25.81805	25.89805	25.88805
5	QPSK	12	0	23.08	23.01	23.04	24.94805	24.87805	24.90805
5	QPSK	12	6	23.04	22.94	22.96	24.90805	24.80805	24.82805
5	QPSK	12	13	22.97	22.91	23.02	24.83805	24.77805	24.88805
5	QPSK	25	0	23.01	22.89	22.97	24.87805	24.75805	24.83805
5	16QAM	1	0	22.66	22.73	22.88	24.52805	24.59805	24.74805
5	16QAM	1	12	23.43	23.28	22.95	25.29805	25.14805	24.81805
5	16QAM	1	24	22.76	22.81	22.54	24.62805	24.67805	24.40805
BW(MHz)	Modulation	RB Size	RB offset	POWER(dBm)	POWER(dBm)	POWER(dBm)	EIRP	EIRP	EIRP
				Low Ch18650/1855MHz	Mid Ch18900/1880MHz	High Ch19150/1905MHz	Low Ch18650/1855MHz	Mid Ch18900/1880MHz	High Ch19150/1905MHz
10	QPSK	1	0	24.09	23.76	24.22	25.95805	25.62805	26.08805
10	QPSK	1	24	23.92	24.33	24.04	25.78805	26.19805	25.90805
10	QPSK	1	49	23.95	23.91	23.97	25.81805	25.77805	25.83805
10	QPSK	25	0	23.01	22.92	23.01	24.87805	24.78805	24.87805
10	QPSK	25	12	23.05	22.93	23.21	24.91805	24.79805	25.07805
10	QPSK	25	25	23.01	22.92	22.94	24.87805	24.78805	24.80805
10	QPSK	50	0	23.04	23.06	22.99	24.90805	24.92805	24.85805
10	16QAM	1	0	23.25	22.81	23.06	25.11805	24.67805	24.92805
10	16QAM	1	24	22.91	22.77	23.05	24.77805	24.63805	24.91805
10	16QAM	1	49	22.99	22.89	23.08	24.85805	24.75805	24.94805



Worldwide Testing Services(Taiwan) Co., Ltd.


Registration number: W6M22405-23456-C-247

FCC ID: GX9BUN3

BW(MHz)	Modulation	RB Size	RB offset	POWER(dBm)	POWER(dBm)	POWER(dBm)	EIRP	EIRP	EIRP
				Low Ch18675/1857.5MHz	Mid Ch18900/1880MHz	High Ch19125/1902.5MHz	Low Ch18675/1857.5MHz	Mid Ch18900/1880MHz	High Ch19125/1902.5MHz
15	QPSK	1	0	24.28	24.06	23.95	26.14805	25.92805	25.81805
15	QPSK	1	37	24.16	24.07	24.11	26.02805	25.93805	25.97805
15	QPSK	1	74	24.11	24.02	24.22	25.97805	25.88805	26.08805
15	QPSK	36	0	23.02	23.02	23.01	24.88805	24.88805	24.87805
15	QPSK	36	19	22.89	22.9	22.93	24.75805	24.76805	24.79805
15	QPSK	36	39	22.96	22.85	22.98	24.82805	24.71805	24.84805
15	QPSK	75	0	22.91	22.98	23.04	24.77805	24.84805	24.90805
15	16QAM	1	0	23.02	22.96	22.97	24.88805	24.82805	24.83805
15	16QAM	1	37	23.19	23.42	23.34	25.05805	25.28805	25.20805
15	16QAM	1	74	22.95	22.97	23.14	24.81805	24.83805	25.00805
BW(MHz)	Modulation	RB Size	RB offset	POWER(dBm)	POWER(dBm)	POWER(dBm)	EIRP	EIRP	EIRP
				Low Ch18700/1860MHz	Mid Ch18900/1880MHz	High Ch19100/1900MHz	Low Ch18675/1857.5MHz	Mid Ch18900/1880MHz	High Ch19125/1902.5MHz
20	QPSK	1	0	24.26	24.15	24.09	26.12805	26.01805	25.95805
20	QPSK	1	49	24.47	24.09	24.11	26.33805	25.95805	25.97805
20	QPSK	1	99	24.02	24.33	23.91	25.88805	26.19805	25.77805
20	QPSK	50	0	23.04	23.17	23.03	24.90805	25.03805	24.89805
20	QPSK	50	25	22.97	22.96	22.97	24.83805	24.82805	24.83805
20	QPSK	50	50	23.08	22.89	23.06	24.94805	24.75805	24.92805
20	QPSK	100	0	22.96	22.91	22.92	24.82805	24.77805	24.78805
20	16QAM	1	0	23.12	22.95	23.08	24.98805	24.81805	24.94805
20	16QAM	1	49	23.16	23.01	22.82	25.02805	24.87805	24.68805
20	16QAM	1	99	22.98	22.87	23.05	24.84805	24.73805	24.91805

Band 4

BW(MHz)	Modulation	RB Size	RB offset	POWER(dBm)	POWER(dBm)	POWER(dBm)	EIRP	EIRP	EIRP
				Low Ch19957/1710.7MHz	Mid Ch20175/1732.5MHz	High Ch20393/1754.3MHz	Low Ch19957/1710.7MHz	Mid Ch20175/1732.5MHz	High Ch20393/1754.3MHz
1.4	QPSK	1	0	23.01	23.27	23.55	23.132476	23.392476	23.672476
1.4	QPSK	1	3	23.18	23.41	23.28	23.302476	23.532476	23.402476
1.4	QPSK	1	5	23.06	23.22	23.24	23.182476	23.342476	23.362476
1.4	QPSK	3	0	23.44	23.38	23.54	23.562476	23.502476	23.662476
1.4	QPSK	3	1	23.47	23.53	23.46	23.592476	23.652476	23.582476
1.4	QPSK	3	3	23.47	23.35	23.37	23.592476	23.472476	23.492476
1.4	QPSK	6	0	22.42	22.43	22.57	22.542476	22.552476	22.692476
1.4	16QAM	1	0	22.06	22.08	22.05	22.182476	22.202476	22.172476
1.4	16QAM	1	3	22.09	22.44	22.11	22.212476	22.562476	22.232476
1.4	16QAM	1	5	22.18	21.99	22.18	22.302476	22.112476	22.302476
BW(MHz)	Modulation	RB Size	RB offset	POWER(dBm)	POWER(dBm)	POWER(dBm)	EIRP	EIRP	EIRP
				Low Ch19965/1711.5MHz	Mid Ch20175/1732.5MHz	High Ch20385/1753.5MHz	Low Ch19965/1711.5MHz	Mid Ch20175/1732.5MHz	High Ch20385/1753.5MHz
3	QPSK	1	0	23.02	23.34	23.36	23.142476	23.462476	23.482476
3	QPSK	1	7	23.31	23.52	23.48	23.432476	23.642476	23.602476
3	QPSK	1	14	23.47	23.14	23.49	23.592476	23.262476	23.612476
3	QPSK	8	0	22.57	22.58	22.42	22.692476	22.702476	22.542476
3	QPSK	8	3	22.42	22.48	22.52	22.542476	22.602476	22.642476
3	QPSK	8	7	22.55	22.44	22.53	22.672476	22.562476	22.652476
3	QPSK	15	0	22.49	22.61	22.65	22.612476	22.732476	22.772476
3	16QAM	1	0	22.26	22.22	22.34	22.382476	22.342476	22.462476
3	16QAM	1	7	22.19	22.15	22.71	22.312476	22.272476	22.832476
3	16QAM	1	14	22.22	22.17	22.06	22.342476	22.292476	22.182476



Worldwide Testing Services(Taiwan) Co., Ltd.

Registration number: W6M22405-23456-C-247


FCC ID: GX9BUN3

BW(MHz)	Modulation	RB Size	RB offset	POWER(dBm)	POWER(dBm)	POWER(dBm)	EIRP	EIRP	EIRP
				Low Ch19975/1712.5MHz	Mid Ch20175/1732.5MHz	High Ch20375/1752.5MHz	Low Ch19975/1712.5MHz	Mid Ch20175/1732.5MHz	High Ch20375/1752.5MHz
5	QPSK	1	0	23.35	23.38	23.72	23.472476	23.502476	23.842476
5	QPSK	1	12	23.69	23.56	23.52	23.812476	23.682476	23.642476
5	QPSK	1	24	23.37	23.44	23.57	23.492476	23.562476	23.692476
5	QPSK	12	0	22.44	22.54	22.58	22.562476	22.662476	22.702476
5	QPSK	12	6	22.44	22.54	22.61	22.562476	22.662476	22.732476
5	QPSK	12	13	22.51	22.6	22.68	22.632476	22.722476	22.802476
5	QPSK	25	0	22.52	22.52	22.68	22.642476	22.642476	22.802476
5	16QAM	1	0	22.33	22.23	22.26	22.452476	22.352476	22.382476
5	16QAM	1	12	22.42	22.53	22.62	22.542476	22.652476	22.742476
5	16QAM	1	24	22.26	22.26	22.52	22.382476	22.382476	22.642476

BW(MHz)	Modulation	RB Size	RB offset	POWER(dBm)	POWER(dBm)	POWER(dBm)	EIRP	EIRP	EIRP
				Low Ch20000/1715MHz	Mid Ch20175/1732.5MHz	High Ch20350/1750MHz	Low Ch20000/1715MHz	Mid Ch20175/1732.5MHz	High Ch20350/1750MHz
10	QPSK	1	0	23.15	23.18	23.22	23.272476	23.302476	23.342476
10	QPSK	1	24	23.1	23.06	23.29	23.222476	23.182476	23.412476
10	QPSK	1	49	23.04	23.17	23.31	23.162476	23.292476	23.432476
10	QPSK	25	0	22.29	22.36	22.57	22.412476	22.482476	22.692476
10	QPSK	25	12	22.35	22.36	22.56	22.472476	22.482476	22.682476
10	QPSK	25	25	22.31	22.39	22.55	22.432476	22.512476	22.672476
10	QPSK	50	0	22.44	22.45	22.55	22.562476	22.572476	22.672476
10	16QAM	1	0	21.79	22.42	22.07	21.912476	22.542476	22.192476
10	16QAM	1	24	22.18	22.33	22.18	22.302476	22.452476	22.302476
10	16QAM	1	49	22.17	22.07	22.02	22.292476	22.192476	22.142476

BW(MHz)	Modulation	RB Size	RB offset	POWER(dBm)	POWER(dBm)	POWER(dBm)	EIRP	EIRP	EIRP
				Low Ch20025/1717.5MHz	Mid Ch20175/1732.5MHz	High Ch20325/1747.5MHz	Low Ch20025/1717.5MHz	Mid Ch20175/1732.5MHz	High Ch20325/1747.5MHz
15	QPSK	1	0	23.54	23.62	23.61	23.662476	23.742476	23.732476
15	QPSK	1	37	23.68	23.41	23.62	23.802476	23.532476	23.742476
15	QPSK	1	74	23.36	23.51	23.43	23.482476	23.632476	23.552476
15	QPSK	36	0	22.49	22.6	22.57	22.612476	22.722476	22.692476
15	QPSK	36	19	22.38	22.49	22.74	22.502476	22.612476	22.862476
15	QPSK	36	39	22.43	22.43	22.64	22.552476	22.552476	22.762476
15	QPSK	75	0	22.39	22.47	22.54	22.512476	22.592476	22.662476
15	16QAM	1	0	22.29	22.59	22.78	22.412476	22.712476	22.902476
15	16QAM	1	37	22.58	22.48	22.68	22.702476	22.602476	22.802476
15	16QAM	1	74	22.39	22.63	22.62	22.512476	22.752476	22.742476

BW(MHz)	Modulation	RB Size	RB offset	POWER(dBm)	POWER(dBm)	POWER(dBm)	EIRP	EIRP	EIRP
				Low Ch20050/1720MHz	Mid Ch20175/1732.5MHz	High Ch20300/1745MHz	Low Ch20050/1720MHz	Mid Ch20175/1732.5MHz	High Ch20300/1745MHz
20	QPSK	1	0	23.21	23.57	23.52	23.332476	23.692476	23.642476
20	QPSK	1	49	23.39	23.47	23.71	23.512476	23.592476	23.832476
20	QPSK	1	99	23.27	23.31	23.34	23.392476	23.432476	23.462476
20	QPSK	50	0	22.39	22.44	22.72	22.512476	22.562476	22.842476
20	QPSK	50	25	22.44	22.49	22.48	22.562476	22.612476	22.602476
20	QPSK	50	50	22.46	22.51	22.57	22.582476	22.632476	22.692476
20	QPSK	100	0	22.38	22.49	22.57	22.502476	22.612476	22.692476
20	16QAM	1	0	22.32	22.78	22.86	22.442476	22.902476	22.982476
20	16QAM	1	49	22.85	22.76	22.56	22.972476	22.882476	22.682476
20	16QAM	1	99	22.41	22.45	22.33	22.532476	22.572476	22.452476



Worldwide Testing Services(Taiwan) Co., Ltd.


Registration number: W6M22405-23456-C-247

FCC ID: GX9BUN3

Band 5

BW(MHz)	Modulation	RB Size	RB offset	POWER(dBm)	POWER(dBm)	POWER(dBm)	ERP	ERP	ERP
				Low Ch20407/824.7MHz	Mid Ch20525/836.5MHz	High Ch20643/848.3MHz	Low Ch20407/824.7MHz	Mid Ch20525/836.5MHz	High Ch20643/848.3MHz
1.4	QPSK	1	0	23.26	23.97	24.03	20.35262	21.06262	21.12262
1.4	QPSK	1	3	23.74	23.88	24.15	20.83262	20.97262	21.24262
1.4	QPSK	1	5	23.85	23.89	23.84	20.94262	20.98262	20.93262
1.4	QPSK	3	0	23.63	24.03	24.09	20.72262	21.12262	21.18262
1.4	QPSK	3	1	23.73	23.93	24.12	20.82262	21.02262	21.21262
1.4	QPSK	3	3	23.46	23.89	23.95	20.55262	20.98262	21.04262
1.4	QPSK	6	0	22.65	22.85	22.93	19.74262	19.94262	20.02262
1.4	16QAM	1	0	22.16	22.36	22.46	19.25262	19.45262	19.55262
1.4	16QAM	1	3	22.66	22.72	22.82	19.75262	19.81262	19.91262
1.4	16QAM	1	5	22.48	22.57	22.71	19.57262	19.66262	19.80262
BW(MHz)	Modulation	RB Size	RB offset	POWER(dBm)	POWER(dBm)	POWER(dBm)	ERP	ERP	ERP
				Low Ch20415/825.5MHz	Mid Ch20525/836.5MHz	High Ch20635/847.5MHz	Low Ch20415/825.5MHz	Mid Ch20525/836.5MHz	High Ch20635/847.5MHz
3	QPSK	1	0	23.53	23.85	23.77	20.62262	20.94262	20.86262
3	QPSK	1	7	23.82	23.88	23.85	20.91262	20.97262	20.94262
3	QPSK	1	14	23.71	23.81	23.89	20.80262	20.90262	20.98262
3	QPSK	8	0	22.56	22.89	22.85	19.65262	19.98262	19.94262
3	QPSK	8	3	22.76	22.78	22.82	19.85262	19.87262	19.91262
3	QPSK	8	7	22.82	22.85	22.93	19.91262	19.94262	20.02262
3	QPSK	15	0	22.53	22.91	22.82	19.62262	20.00262	19.91262
3	16QAM	1	0	22.54	22.54	22.57	19.63262	19.63262	19.66262
3	16QAM	1	7	23.22	23.4	23.04	20.31262	20.49262	20.13262
3	16QAM	1	14	22.69	22.63	22.54	19.78262	19.72262	19.63262

BW(MHz)	Modulation	RB Size	RB offset	POWER(dBm)	POWER(dBm)	POWER(dBm)	ERP	ERP	ERP
				Low Ch20425/826.5MHz	Mid Ch20525/836.5MHz	High Ch20625/846.5MHz	Low Ch20425/826.5MHz	Mid Ch20525/836.5MHz	High Ch20625/846.5MHz
5	QPSK	1	0	23.51	23.83	23.72	20.60262	20.92262	20.81262
5	QPSK	1	12	24.02	24	24.22	21.11262	21.09262	21.31262
5	QPSK	1	24	23.91	23.73	23.96	21.00262	20.82262	21.05262
5	QPSK	12	0	22.67	22.82	22.77	19.76262	19.91262	19.86262
5	QPSK	12	6	22.73	22.85	22.81	19.82262	19.94262	19.90262
5	QPSK	12	13	22.67	22.75	22.75	19.76262	19.84262	19.84262
5	QPSK	25	0	22.7	22.65	22.79	19.79262	19.74262	19.88262
5	16QAM	1	0	22.51	22.53	22.51	19.60262	19.62262	19.60262
5	16QAM	1	12	22.45	22.84	22.96	19.54262	19.93262	20.05262
5	16QAM	1	24	22.37	22.54	22.73	19.46262	19.63262	19.82262
BW(MHz)	Modulation	RB Size	RB offset	POWER(dBm)	POWER(dBm)	POWER(dBm)	ERP	ERP	ERP
				Low Ch20450/829MHz	Mid Ch20525/836.5MHz	High Ch20600/844MHz	Low Ch20450/829MHz	Mid Ch20525/836.5MHz	High Ch20600/844MHz
10	QPSK	1	0	23.38	24.07	23.69	20.47262	21.16262	20.78262
10	QPSK	1	24	24.33	24.05	23.93	21.42262	21.14262	21.02262
10	QPSK	1	49	24.03	23.92	23.89	21.12262	21.01262	20.98262
10	QPSK	25	0	22.77	22.92	22.85	19.86262	20.01262	19.94262
10	QPSK	25	12	22.88	22.95	22.88	19.97262	20.04262	19.97262
10	QPSK	25	25	22.94	22.75	22.86	20.03262	19.84262	19.95262
10	QPSK	50	0	22.78	22.73	22.79	19.87262	19.82262	19.88262
10	16QAM	1	0	22.47	22.74	22.63	19.56262	19.83262	19.72262
10	16QAM	1	24	22.41	22.75	22.52	19.50262	19.84262	19.61262
10	16QAM	1	49	22.66	22.41	23.04	19.75262	19.50262	20.13262



Worldwide Testing Services(Taiwan) Co., Ltd.

Registration number: W6M22405-23456-C-247

FCC ID: GX9BUN3

Band 12

BW(MHz)	Modulation	RB Size	RB offset	POWER(dBm)	POWER(dBm)	POWER(dBm)	ERP	ERP	ERP
				Low Ch23017/699.7MHz	Mid Ch23095/707.5MHz	High Ch23173/715.3MHz	Low Ch23017/699.7MHz	Mid Ch23095/707.5MHz	High Ch23173/715.3MHz
1.4	QPSK	1	0	23.44	23.72	23.67	22.204805	22.484805	22.434805
1.4	QPSK	1	3	23.61	23.66	23.62	22.374805	22.424805	22.384805
1.4	QPSK	1	5	23.58	23.83	23.59	22.344805	22.594805	22.354805
1.4	QPSK	3	0	23.65	23.82	23.83	22.414805	22.584805	22.594805
1.4	QPSK	3	1	23.74	23.83	23.81	22.504805	22.594805	22.574805
1.4	QPSK	3	3	23.55	23.69	23.73	22.314805	22.454805	22.494805
1.4	QPSK	6	0	22.66	22.84	22.66	21.424805	21.604805	21.424805
1.4	16QAM	1	0	22.35	22.22	22.25	21.114805	20.984805	21.014805
1.4	16QAM	1	3	22.85	22.61	22.52	21.614805	21.374805	21.284805
1.4	16QAM	1	5	22.68	22.67	22.41	21.444805	21.434805	21.174805
BW(MHz)	Modulation	RB Size	RB offset	POWER(dBm)	POWER(dBm)	POWER(dBm)	ERP	ERP	ERP
				Low Ch23025/700.5MHz	Mid Ch23095/707.5MHz	High Ch23165/714.5MHz	Low Ch23025/700.5MHz	Mid Ch23095/707.5MHz	High Ch23165/714.5MHz
3	QPSK	1	0	23.33	23.45	23.74	22.094805	22.214805	22.504805
3	QPSK	1	7	23.77	23.64	23.79	22.534805	22.404805	22.554805
3	QPSK	1	14	23.15	23.47	23.64	21.914805	22.234805	22.404805
3	QPSK	8	0	22.55	22.65	22.76	21.314805	21.414805	21.524805
3	QPSK	8	3	22.63	22.76	22.87	21.394805	21.524805	21.634805
3	QPSK	8	7	22.56	22.79	22.71	21.324805	21.554805	21.474805
3	QPSK	15	0	22.54	22.62	22.61	21.304805	21.384805	21.374805
3	16QAM	1	0	22.54	22.67	22.31	21.304805	21.434805	21.074805
3	16QAM	1	7	22.73	22.65	22.75	21.494805	21.414805	21.514805
3	16QAM	1	14	22.57	22.49	22.65	21.334805	21.254805	21.414805

BW(MHz)	Modulation	RB Size	RB offset	POWER(dBm)	POWER(dBm)	POWER(dBm)	ERP	ERP	ERP
				Low Ch23035/701.5MHz	Mid Ch23095/707.5MHz	High Ch23155/713.5MHz	Low Ch23035/701.5MHz	Mid Ch23095/707.5MHz	High Ch23155/713.5MHz
5	QPSK	1	0	23.38	23.53	23.44	22.144805	22.294805	22.204805
5	QPSK	1	12	23.35	23.67	23.51	22.114805	22.434805	22.274805
5	QPSK	1	24	23.48	23.43	23.39	22.244805	22.194805	22.154805
5	QPSK	12	0	22.22	22.48	22.56	20.984805	21.244805	21.324805
5	QPSK	12	6	22.51	22.68	22.63	21.274805	21.444805	21.394805
5	QPSK	12	13	22.43	22.52	22.58	21.194805	21.284805	21.344805
5	QPSK	25	0	22.55	22.75	22.72	21.314805	21.514805	21.484805
5	16QAM	1	0	22.57	22.6	22.42	21.334805	21.364805	21.184805
5	16QAM	1	12	22.66	22.78	22.52	21.424805	21.544805	21.284805
5	16QAM	1	24	22.44	22.23	22.28	21.204805	20.994805	21.044805
BW(MHz)	Modulation	RB Size	RB offset	POWER(dBm)	POWER(dBm)	POWER(dBm)	ERP	ERP	ERP
				Low Ch23060/704MHz	Mid Ch23095/707.5MHz	High Ch23130/711MHz	Low Ch23060/704MHz	Mid Ch23095/707.5MHz	High Ch23130/711MHz
10	QPSK	1	0	23.28	23.35	23.63	22.044805	22.114805	22.394805
10	QPSK	1	24	23.61	23.48	23.51	22.374805	22.244805	22.274805
10	QPSK	1	49	23.22	23.57	23.39	21.984805	22.334805	22.154805
10	QPSK	25	0	22.45	22.62	22.71	21.214805	21.384805	21.474805
10	QPSK	25	12	22.69	22.67	22.75	21.454805	21.434805	21.514805
10	QPSK	25	25	22.81	22.55	22.66	21.574805	21.314805	21.424805
10	QPSK	50	0	22.59	22.58	22.55	21.354805	21.344805	21.314805
10	16QAM	1	0	21.76	21.73	22.01	20.524805	20.494805	20.774805
10	16QAM	1	24	22.15	21.94	22.32	20.914805	20.704805	21.084805
10	16QAM	1	49	21.81	23.95	22.19	20.574805	22.714805	20.954805



Worldwide Testing Services(Taiwan) Co., Ltd.

Registration number: W6M22405-23456-C-247

FCC ID: GX9BUN3

Band 13

BW(MHz)	Modulation	RB Size	RB offset	POWER(dBm)	POWER(dBm)	POWER(dBm)	ERP	ERP	ERP
				Low Ch23205/779.5MHz	Mid Ch23230/782MHz	High Ch23255/784.5MHz	Low Ch23205/779.5MHz	Mid Ch23230/782MHz	High Ch23255/784.5MHz
5	QPSK	1	0	23.9	23.78	23.71	21.46172	21.34172	21.27172
5	QPSK	1	12	24.44	24.12	24.06	22.00172	21.68172	21.62172
5	QPSK	1	24	23.86	23.66	23.77	21.42172	21.22172	21.33172
5	QPSK	12	0	22.82	23.02	22.85	20.38172	20.58172	20.41172
5	QPSK	12	6	22.88	23.02	22.99	20.44172	20.58172	20.55172
5	QPSK	12	13	22.94	22.85	22.95	20.50172	20.41172	20.51172
5	QPSK	25	0	22.95	22.89	22.81	20.51172	20.45172	20.37172
5	16QAM	1	0	22.56	22.74	22.75	20.12172	20.30172	20.31172
5	16QAM	1	12	23.31	23.17	22.49	20.87172	20.73172	20.05172
5	16QAM	1	24	22.39	22.67	22.65	19.95172	20.23172	20.21172
BW(MHz)	Modulation	RB Size	RB offset	POWER(dBm) Low&Mid&High Ch23230/782MHz			ERP Mid Ch23230/782MHz		
10	QPSK	1	0	23.69			21.25172		
10	QPSK	1	24	23.93			21.49172		
10	QPSK	1	49	23.61			21.17172		
10	QPSK	25	0	22.85			20.41172		
10	QPSK	25	12	22.95			20.51172		
10	QPSK	25	25	22.75			20.31172		
10	QPSK	50	0	22.78			20.34172		
10	16QAM	1	0	22.97			20.53172		
10	16QAM	1	24	22.59			20.15172		
10	16QAM	1	49	22.78			20.34172		

Note:

EIRP = Conducted power + antenna gain

ERP = EIRP -2.15

Registration number: W6M22405-23456-C-247

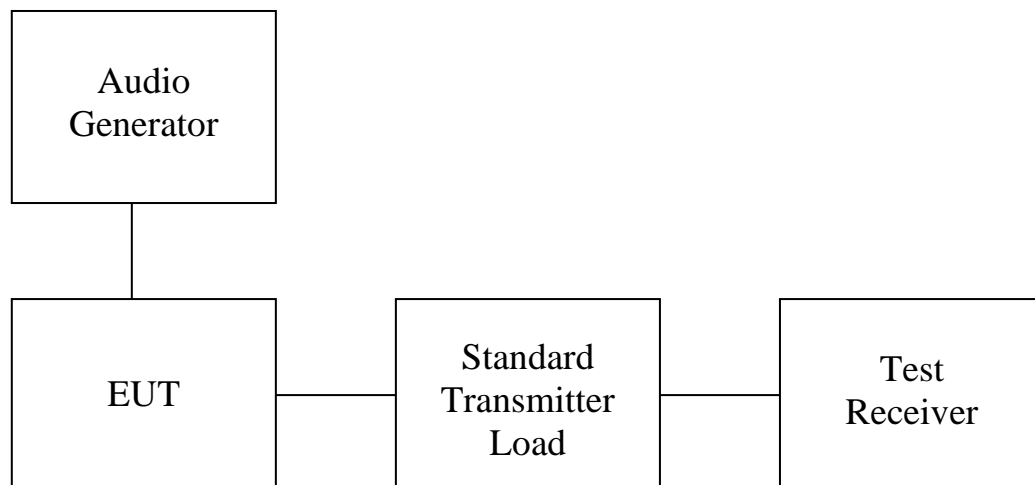
FCC ID: GX9BUN3

4 Modulation Characteristics

4.1 Test procedure

- A curve or equivalent data showing the frequency response of the audio modulating circuit over a range of 100 to 5000 Hz shall be submitted.
The audio signal generator is connected to the audio input of the EUT with its full rating. The modulation response is measured at certain modulation frequencies, related to 1000Hz reference signal. Tests are performed for positive and negative modulation.

- Equipment which employs modulation Limiting: A curve or family of curves showing the percentage of modulation versus the modulation input voltage shall be supplied. The audio signal generator is connected to the audio input of the EUT with its full rating. The modulation limiting is measured at certain modulation frequencies from 100Hz to 15kHz.



4.2 Test Results

For digital modulation employed, this test item is not applicable.

Registration number: W6M22405-23456-C-247

FCC ID: GX9BUN3

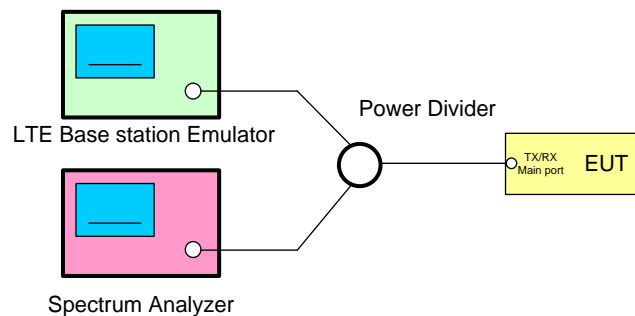
5 Peak-to-Average Ratio

The peak-to-average power ratio (PAPR) of the transmitter output power must not exceed 13 dB. The PAPR measurements should be made using either an instrument with complementary cumulative distribution function (CCDF) capabilities to determine that PAPR will not exceed 13 dB for more than 0.1 percent of the time or other Commission approved procedure. The measurement must be performed using a signal corresponding to the highest PAPR expected during periods of continuous transmission.

5.1 Test procedure

1. The EUT main port was connected to the LTE emulator and spectrum analyzer via power divider
2. For Spectrum Analyzer setting :
3. Set the CCDF function in spectrum analyzer.
4. Set $RBW \geq$ signal's occupied bandwidth.
5. Set the number of counts to a value that stabilizes the measured CCDF curve.
6. Set the measurement interval (sweep time) to 1ms.
7. The highest RF powers were measured and recorded the maximum PAPR level associated with a probability of 0.1%
8. Record the deviation as Peak to Average Ratio.

5.2 Test Set up





Registration number: W6M22405-23456-C-247

FCC ID: GX9BUN3

5.3 Test Results

Test date: May 22, 2024

Temperature: 31.6 °C

Humidity: 60.0 %

Tester: Sora

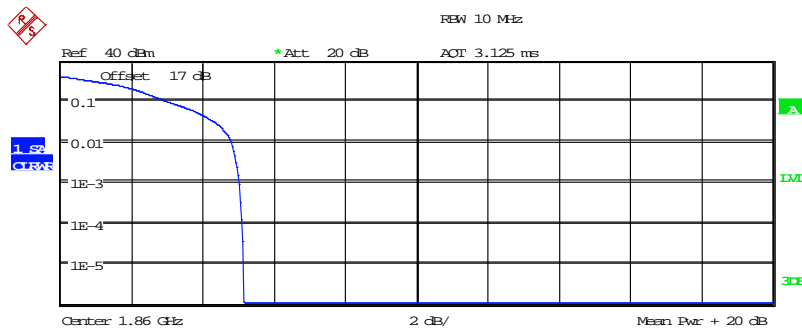
LTE

Band 2

20 MHz

16QAM


1RB



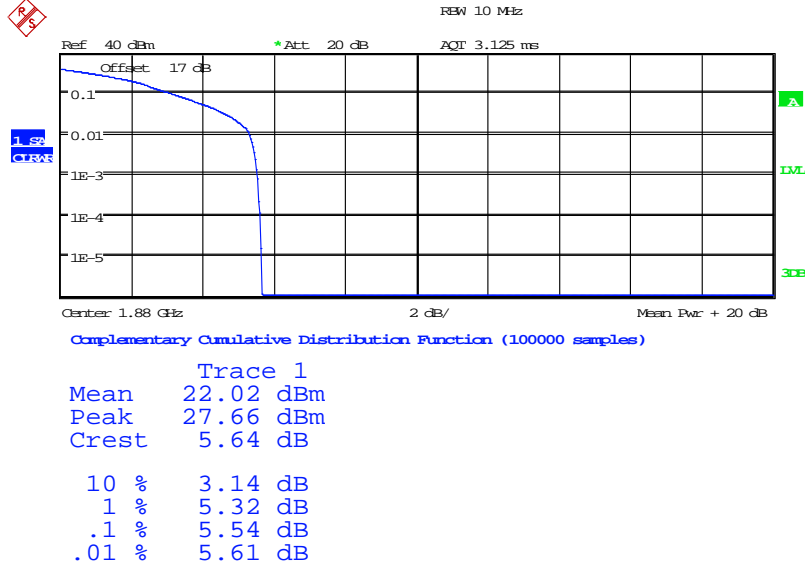
Complementary Cumulative Distribution Function (100000 samples)

Trace 1	
Mean	22.38 dBm
Peak	27.52 dBm
Crest	5.13 dB
10 %	3.01 dB
1 %	4.81 dB
.1 %	5.03 dB
.01 %	5.10 dB

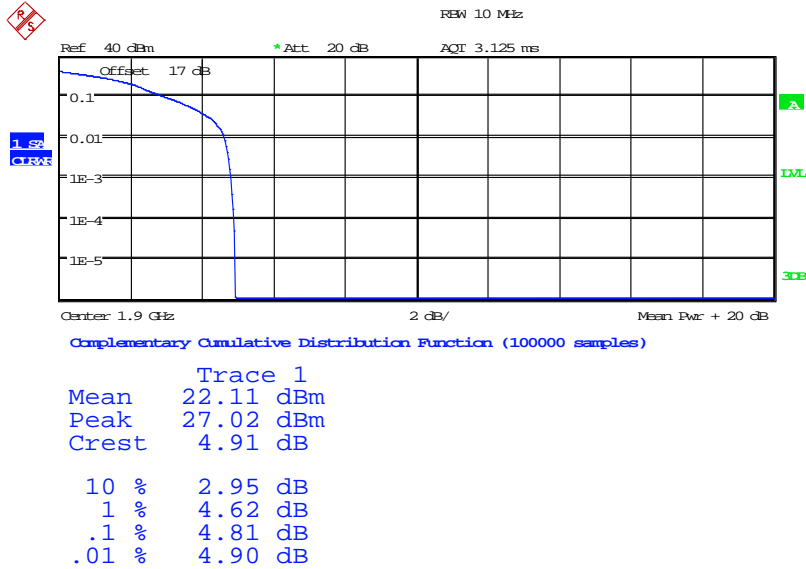
Date: 22.MAY.2024 17:40:00



Registration number: W6M22405-23456-C-247
 FCC ID: GX9BUN3



Date: 22.MAY.2024 17:40:16



Date: 22.MAY.2024 17:40:44



Worldwide Testing Services(Taiwan) Co., Ltd.

Registration number: W6M22405-23456-C-247

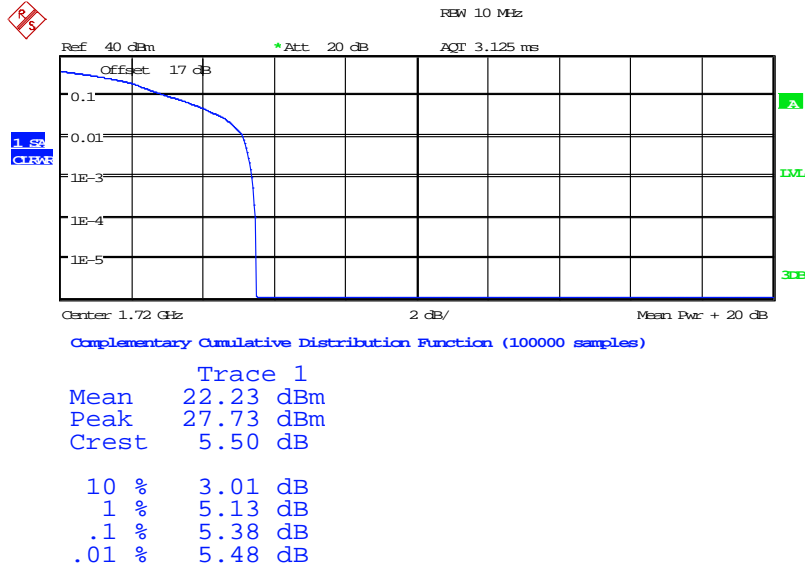
FCC ID: GX9BUN3

Band 4

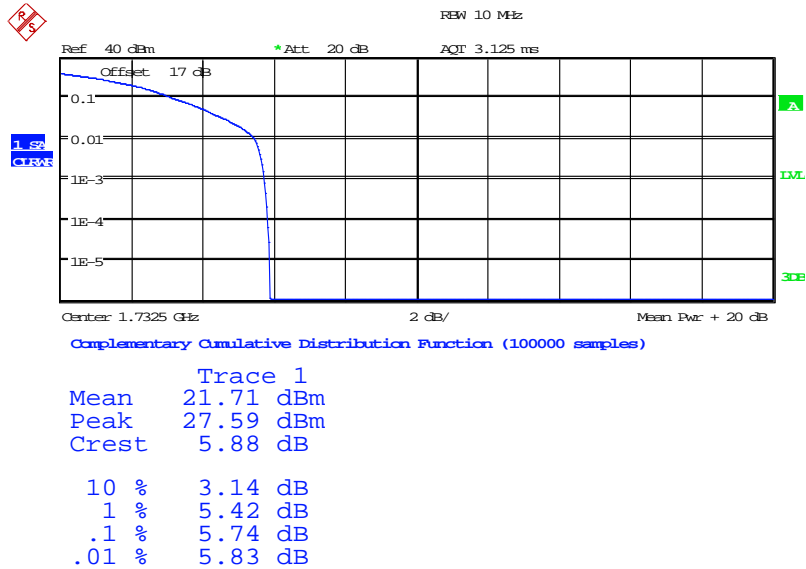
20 MHz

16QAM

1RB



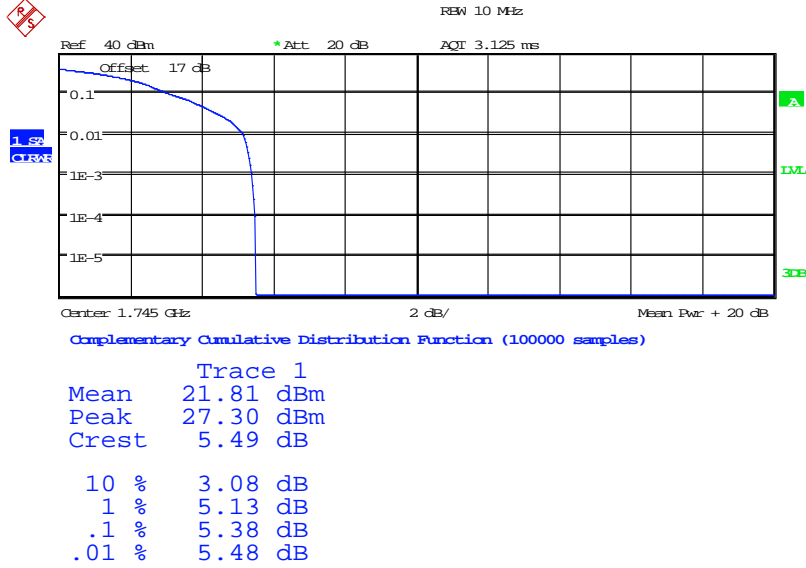
Date: 22.MAY.2024 17:42:19



Date: 22.MAY.2024 17:41:20

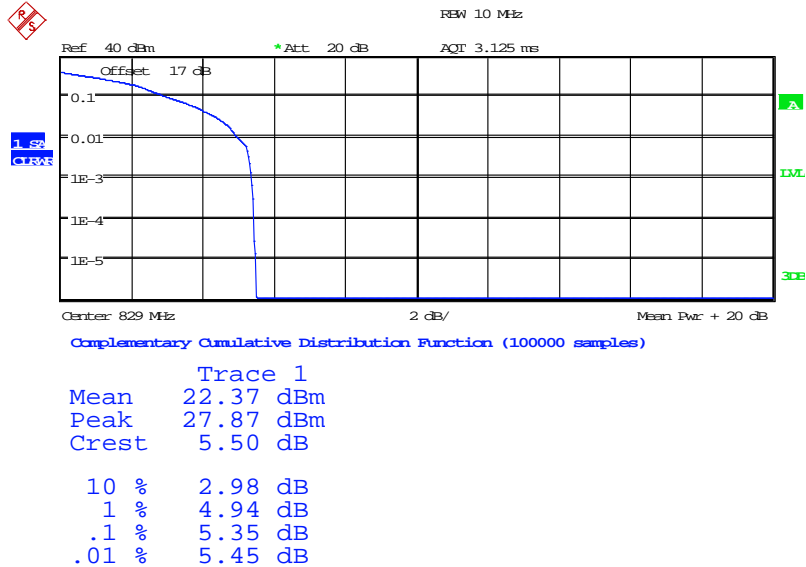


Registration number: W6M22405-23456-C-247
 FCC ID: GX9BUN3



Date: 22.MAY.2024 17:42:41

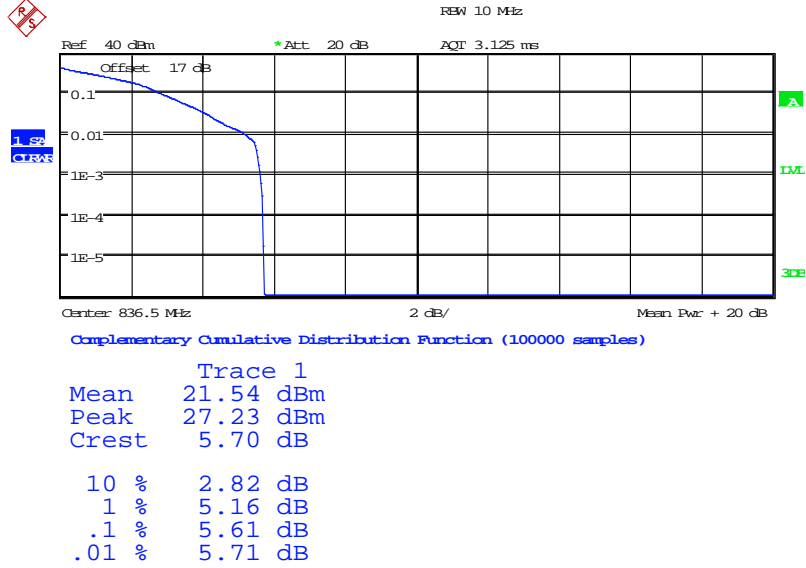
Band 5
 20 MHz
 16QAM
 1RB



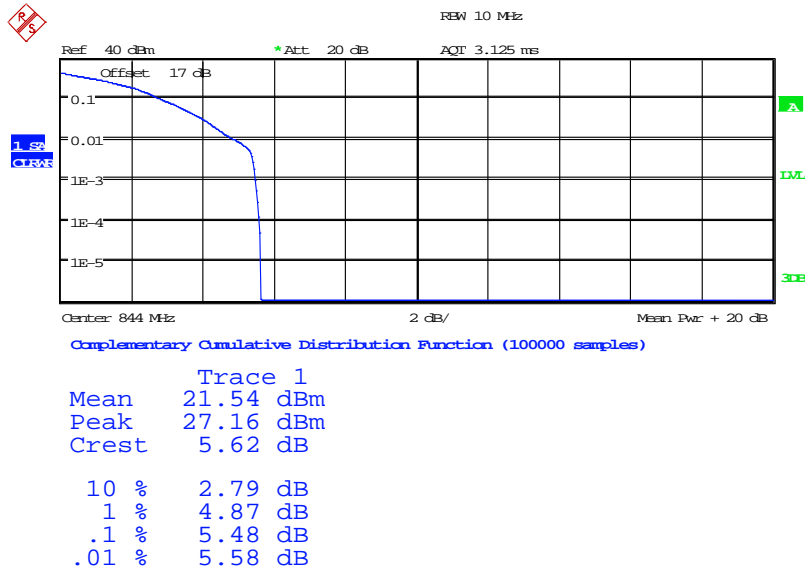
Date: 22.MAY.2024 17:45:54



Registration number: W6M22405-23456-C-247
 FCC ID: GX9BUN3



Date: 22.MAY.2024 17:45:36



Date: 22.MAY.2024 17:46:11



Worldwide Testing Services(Taiwan) Co., Ltd.

Registration number: W6M22405-23456-C-247


FCC ID: GX9BUN3

Band 12

10 MHz

16QAM


1RB



Complementary Cumulative Distribution Function (100000 samples)

Trace 1	
Mean	22.32 dBm
Peak	27.45 dBm
Crest	5.12 dB
10 %	2.76 dB
1 %	4.58 dB
.1 %	5.03 dB
.01 %	5.13 dB

Date: 22.MAY.2024 17:46:54



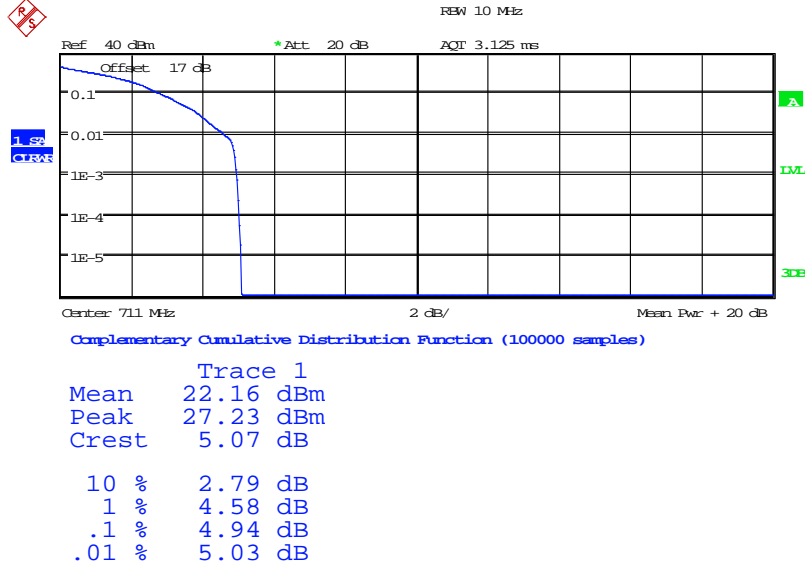
Complementary Cumulative Distribution Function (100000 samples)

Trace 1	
Mean	22.23 dBm
Peak	27.30 dBm
Crest	5.07 dB
10 %	2.76 dB
1 %	4.49 dB
.1 %	5.03 dB
.01 %	5.10 dB

Date: 22.MAY.2024 17:46:38

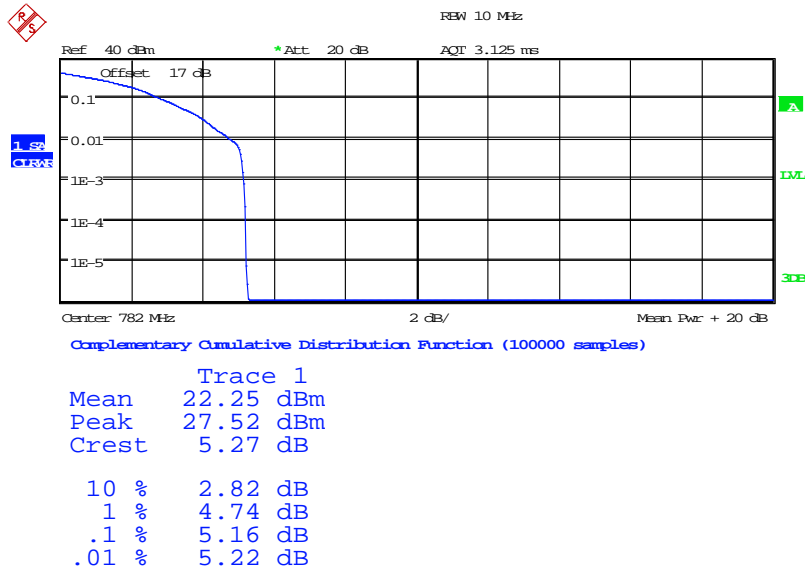


Registration number: W6M22405-23456-C-247
 FCC ID: GX9BUN3



Date: 22.MAY.2024 17:47:11

Band 13
 10 MHz
 16QAM
 1RB



Date: 22.MAY.2024 17:47:31

Limit according to FCC §24.232 and §27.50, The peak-to-average ratio(PAR) of the transmission may not exceed 13dB.

Registration number: W6M22405-23456-C-247

FCC ID: GX9BUN3

6 Occupied Bandwidth

The occupied bandwidth (OBW) is the frequency bandwidth such that, below its lower and above its upper frequency limits, the mean powers radiated are each equal to a specified percentage 0.5% of the total mean transmitted power.

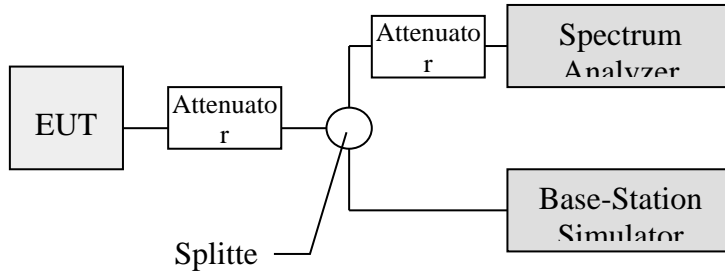
The 26 dB occupied bandwidth is the width of a frequency band such that, below its lower and above its upper frequency limits, the mean powers radiated are each equal 26 dB.

The 26 dB emission bandwidth is defined as the frequency range between two points, one above and one below the carrier frequency, at which the spectral density of the emission is attenuated 26 dB below the maximum in-band spectral density of the modulated signal. Spectral density (power per unit bandwidth) is to be measured with a detector of resolution bandwidth equal to approximately 1.0% of the emission bandwidth.

6.1 Test procedure

The RF output of the transceiver was connected as the following figure.

Occupied Bandwidth was measured with a occupied bandwidth function of the analyzer at 99% power was occupied. Then set the spectrum analyzer to cover the upper and lower band edges to measure emission mask.





Registration number: W6M22405-23456-C-247

FCC ID: GX9BUN3

6.2 Test Results

Test date: May 22, 2024-June 05, 2024

Temperature: 31.6 °C

Humidity: 53.6 %

Tester: Sora

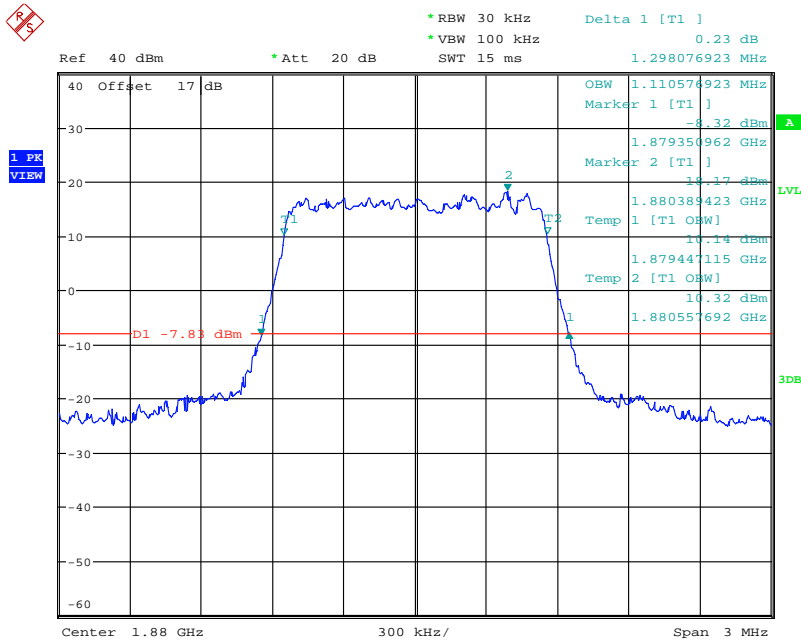
LTE

Band 2

1.4 MHz

QPSK

FRB



Date: 22.MAY.2024 16:54:39



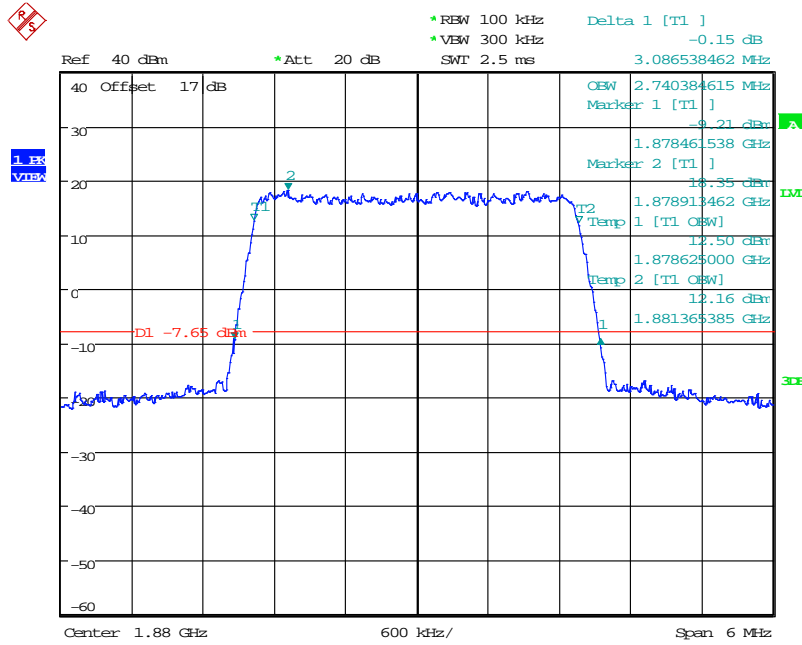
Registration number: W6M22405-23456-C-247

FCC ID: GX9BUN3

3 MHz

QPSK

FRB

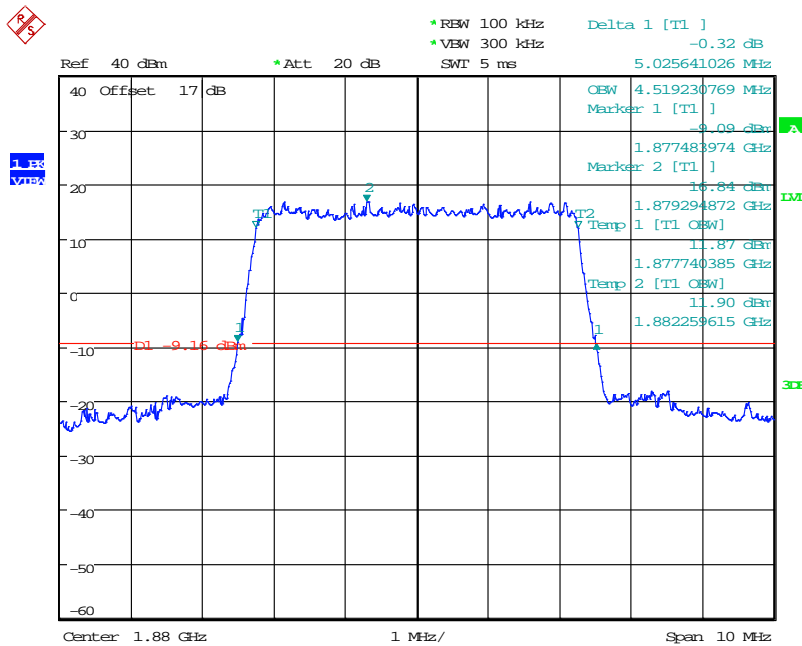


Date: 22.MAY.2024 17:07:36

5 MHz

QPSK

FRB



Date: 22.MAY.2024 17:08:56



Worldwide Testing Services(Taiwan) Co., Ltd.

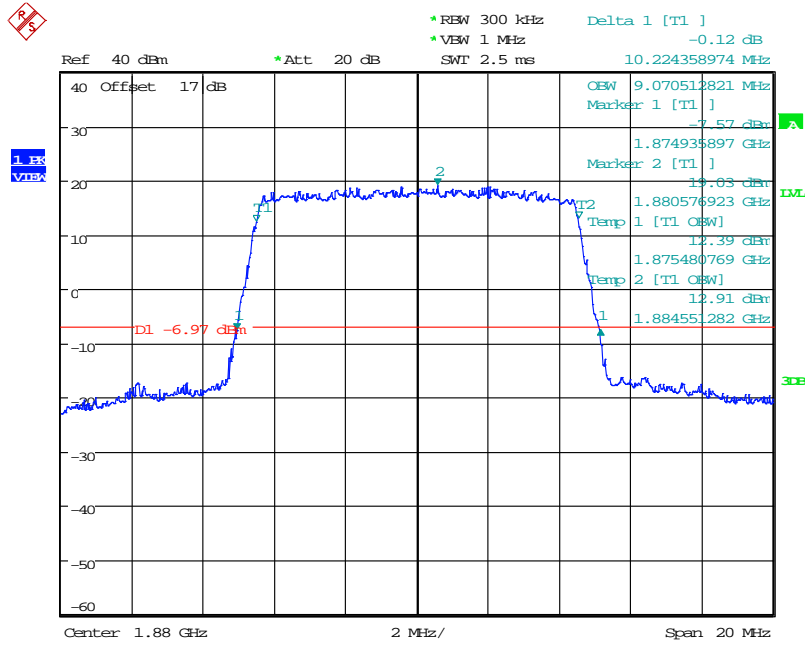
Registration number: W6M22405-23456-C-247

FCC ID: GX9BUN3

10 MHz

QPSK

FRB

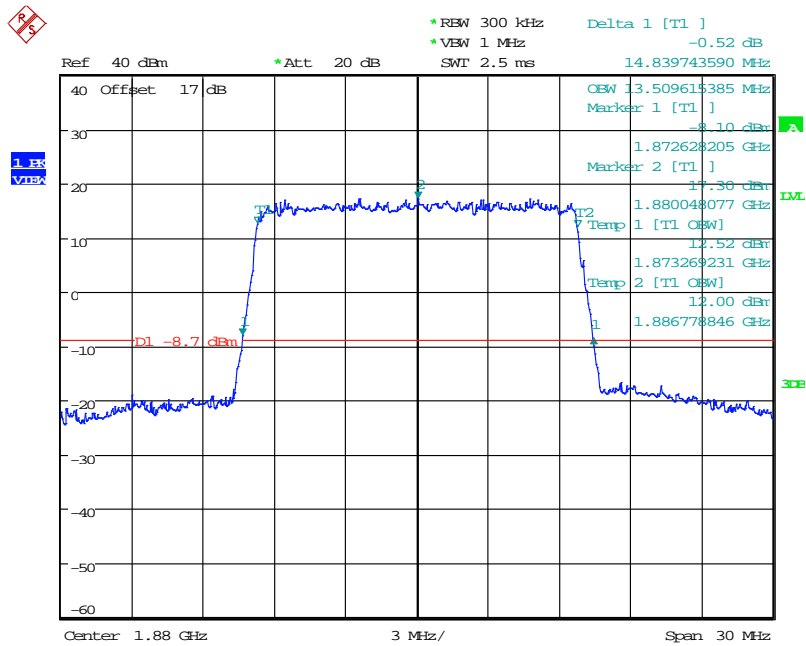


Date: 22.MAY.2024 17:26:24

15 MHz

QPSK

FRB



Date: 22.MAY.2024 17:27:59



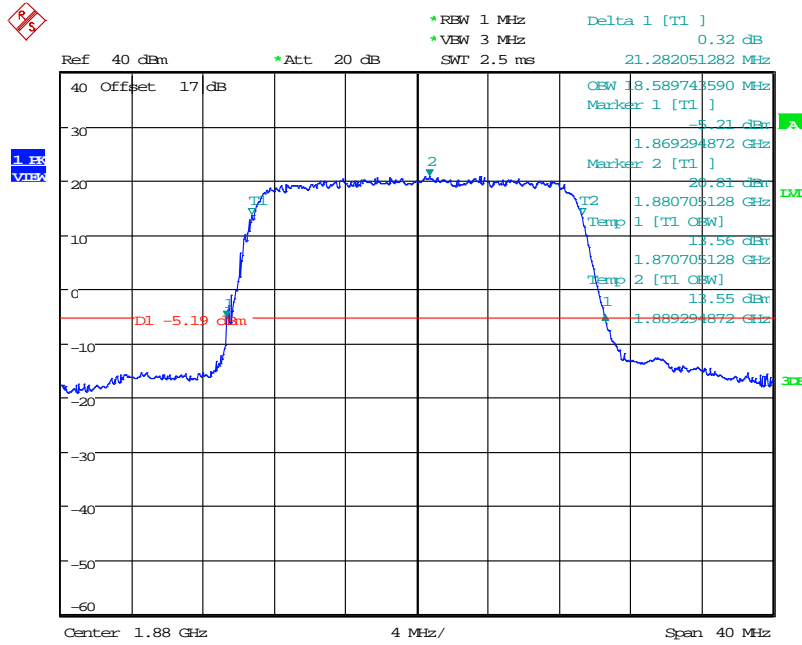
Registration number: W6M22405-23456-C-247

FCC ID: GX9BUN3

20 MHz

QPSK

FRB

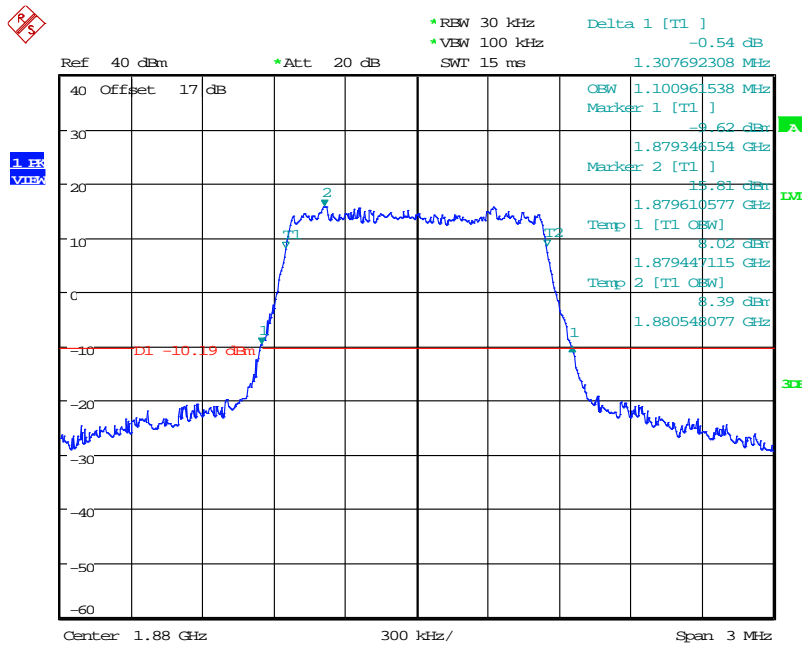


Date: 22.MAY.2024 17:34:25

1.4 MHz

16QAM

FRB



Date: 5.JUN.2024 08:09:38



Worldwide Testing Services(Taiwan) Co., Ltd.

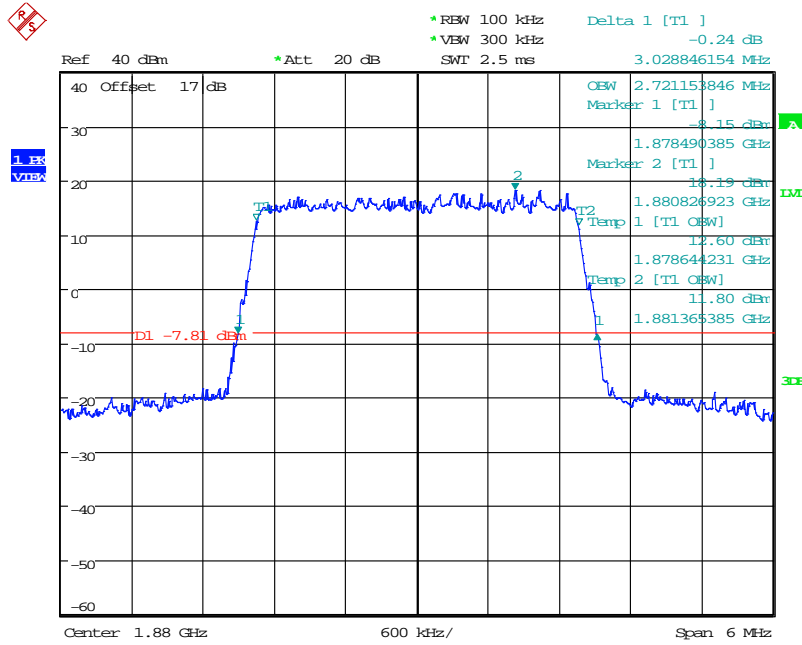
Registration number: W6M22405-23456-C-247

FCC ID: GX9BUN3

3 MHz

16QAM

FRB

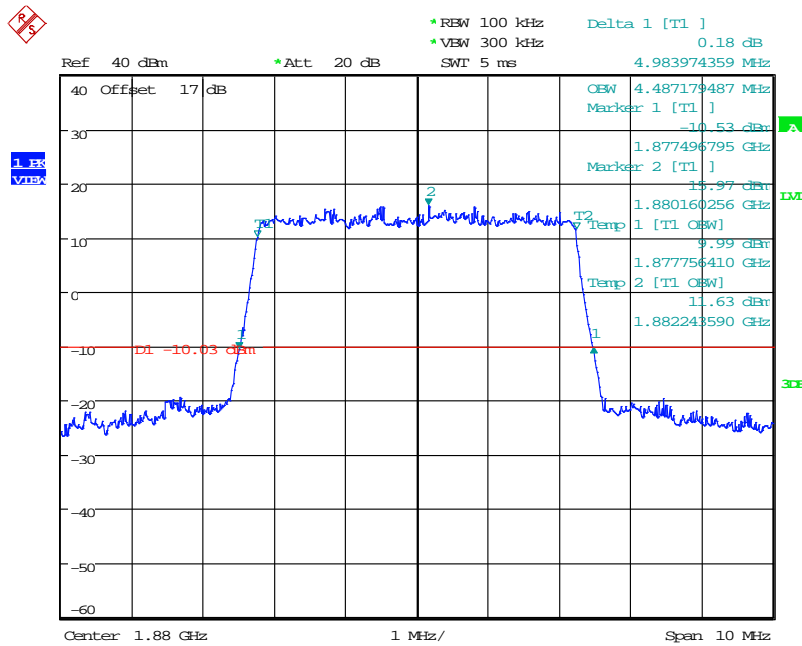


Date: 5.JUN.2024 08:18:53

5 MHz

16QAM

FRB



Date: 5.JUN.2024 08:20:05



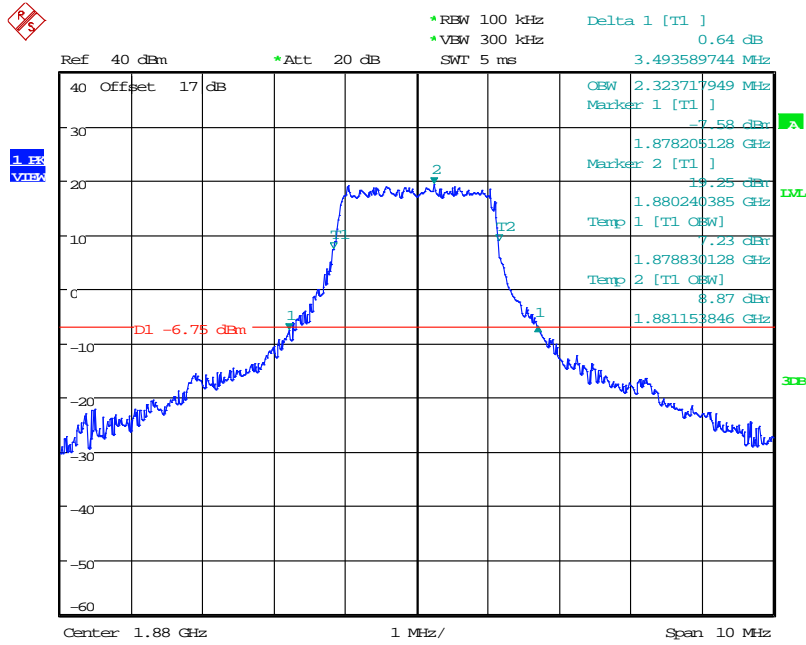
Registration number: W6M22405-23456-C-247

FCC ID: GX9BUN3

10 MHz

16QAM

12RB

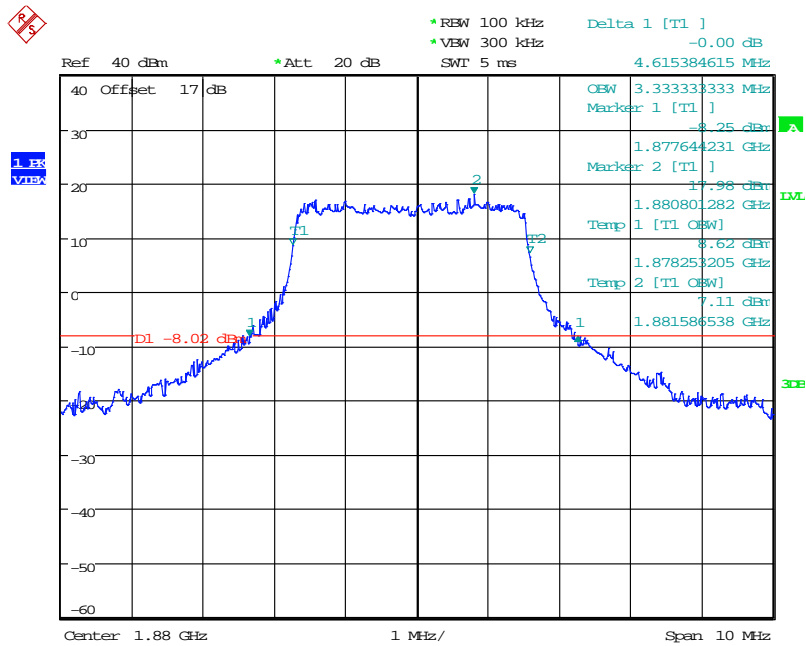


Date: 5.JUN.2024 08:32:50

15 MHz

16QAM

18RB



Date: 5.JUN.2024 08:34:27



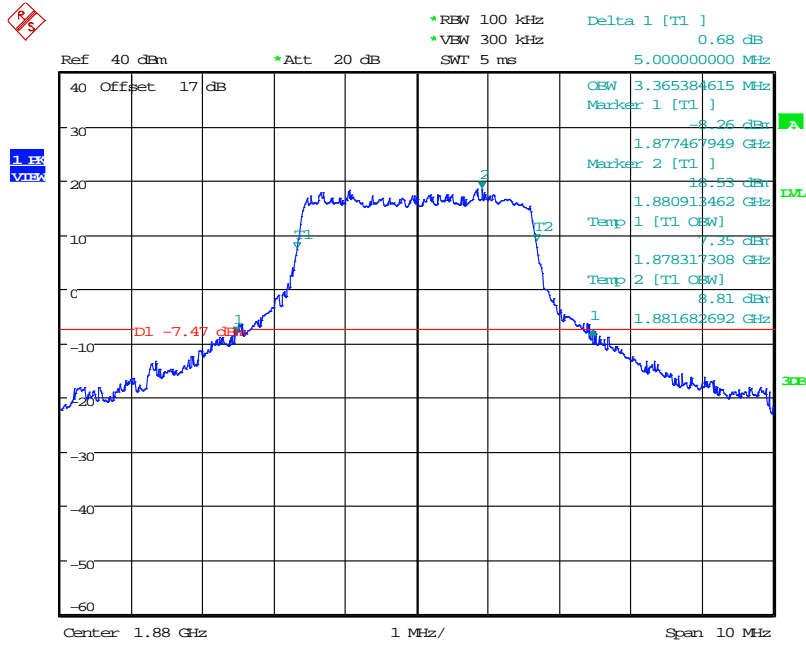
Registration number: W6M22405-23456-C-247

FCC ID: GX9BUN3

20 MHz

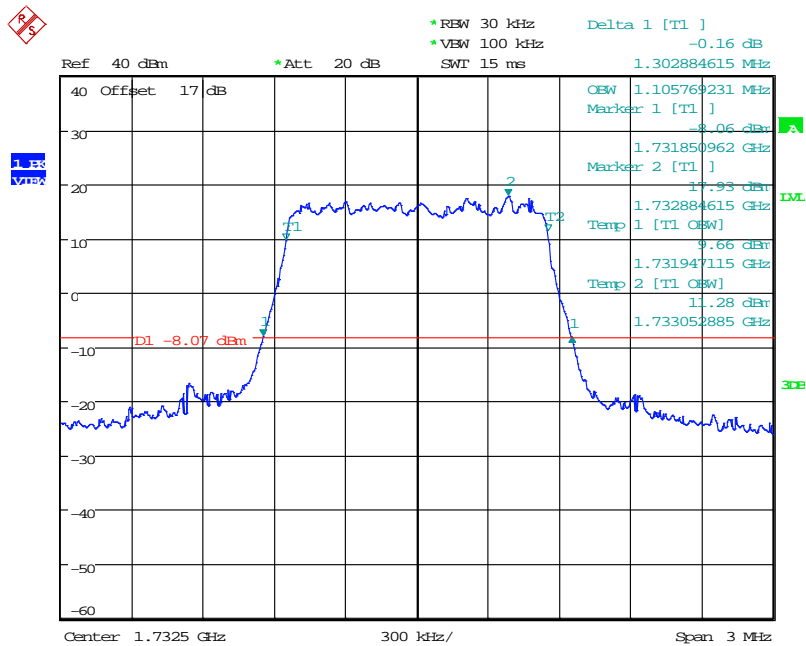
16QAM

18RB



Date: 5.JUN.2024 08:38:35

Band 4
1.4 MHz
QPSK
FRB



Date: 22.MAY.2024 16:56:26



Worldwide Testing Services(Taiwan) Co., Ltd.

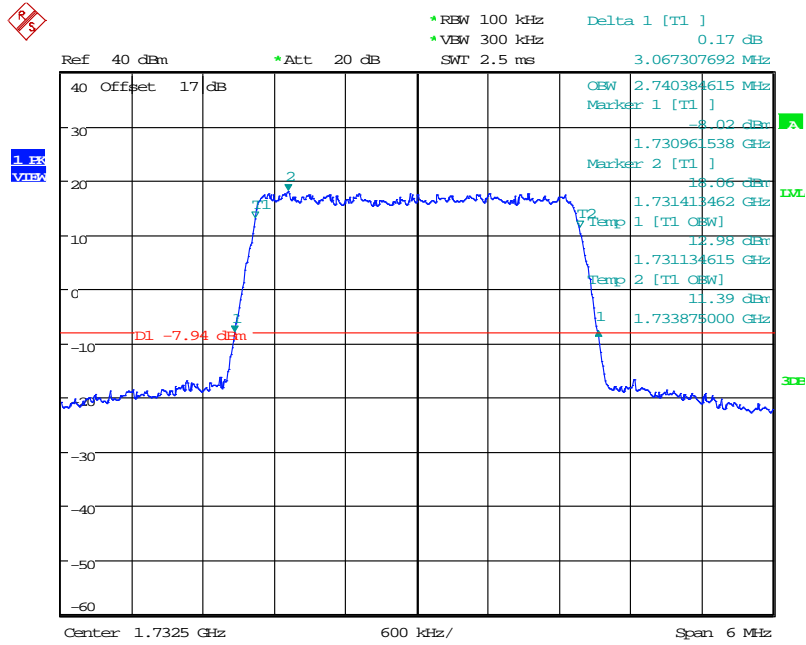
Registration number: W6M22405-23456-C-247

FCC ID: GX9BUN3

3 MHz

QPSK

FRB

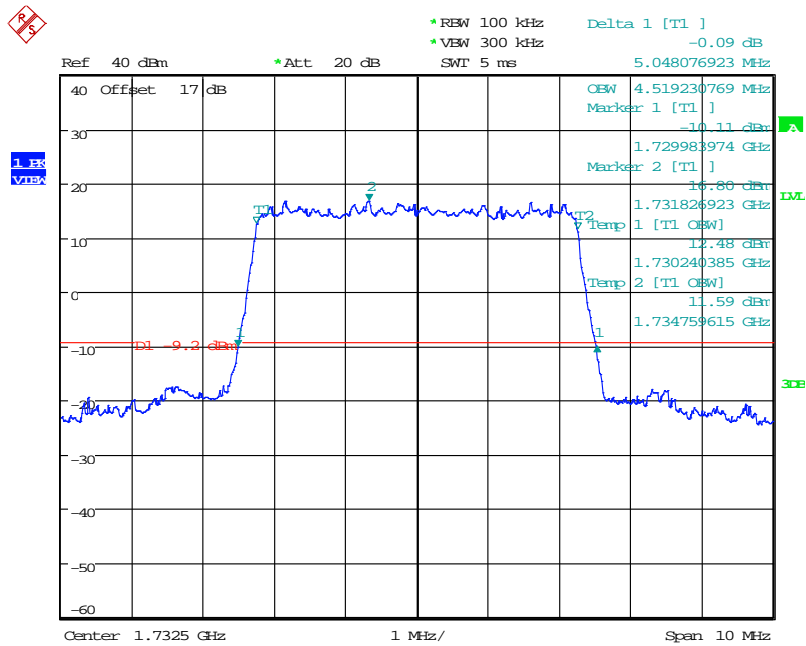


Date: 22.MAY.2024 17:06:18

5 MHz

QPSK

FRB



Date: 22.MAY.2024 17:10:15



Worldwide Testing Services(Taiwan) Co., Ltd.

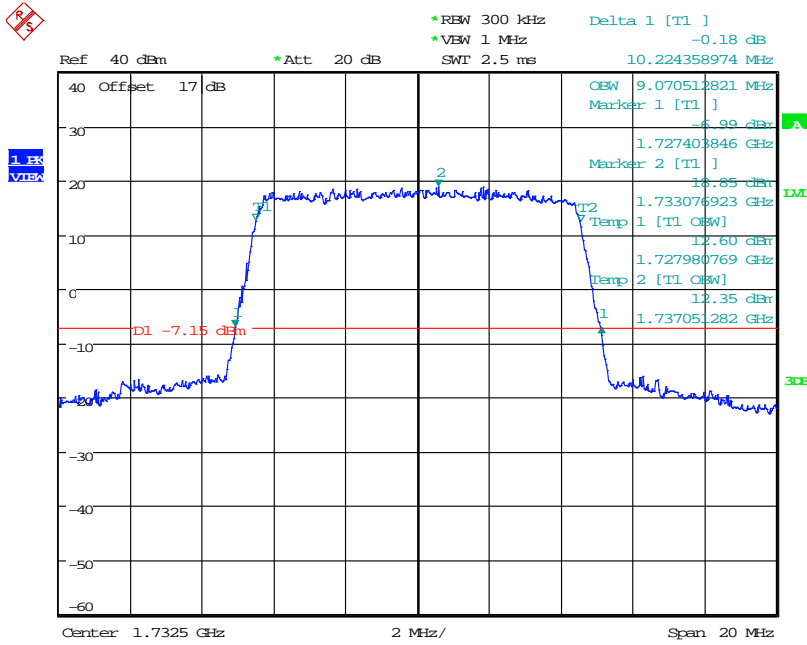
Registration number: W6M22405-23456-C-247

FCC ID: GX9BUN3

10 MHz

QPSK

FRB

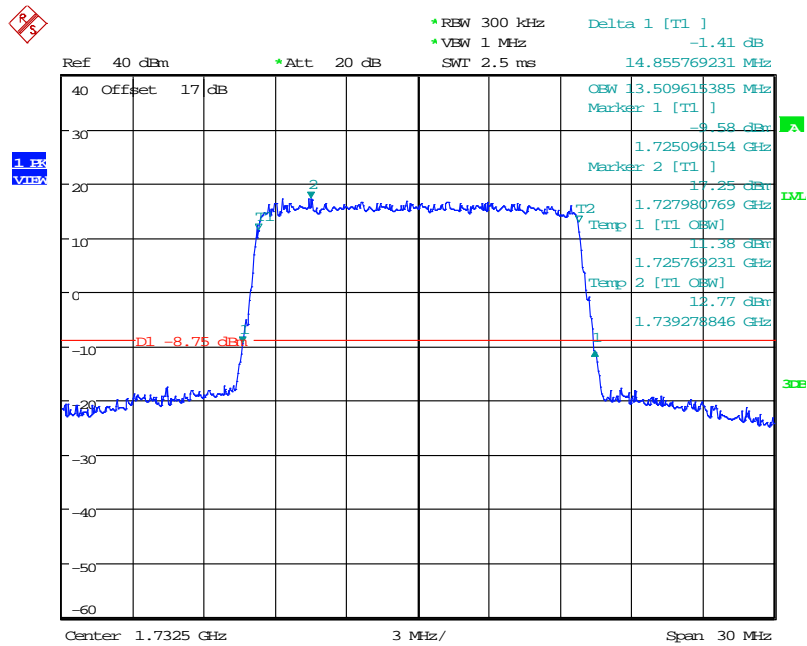


Date: 22.MAY.2024 17:25:13

15 MHz

QPSK

FRB



Date: 22.MAY.2024 17:29:35



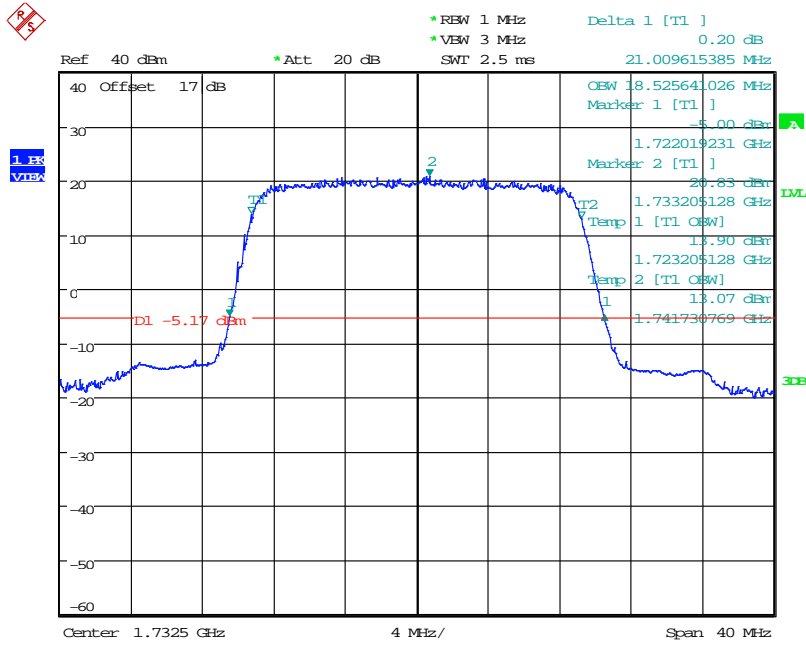
Registration number: W6M22405-23456-C-247

FCC ID: GX9BUN3

20 MHz

QPSK

FRB

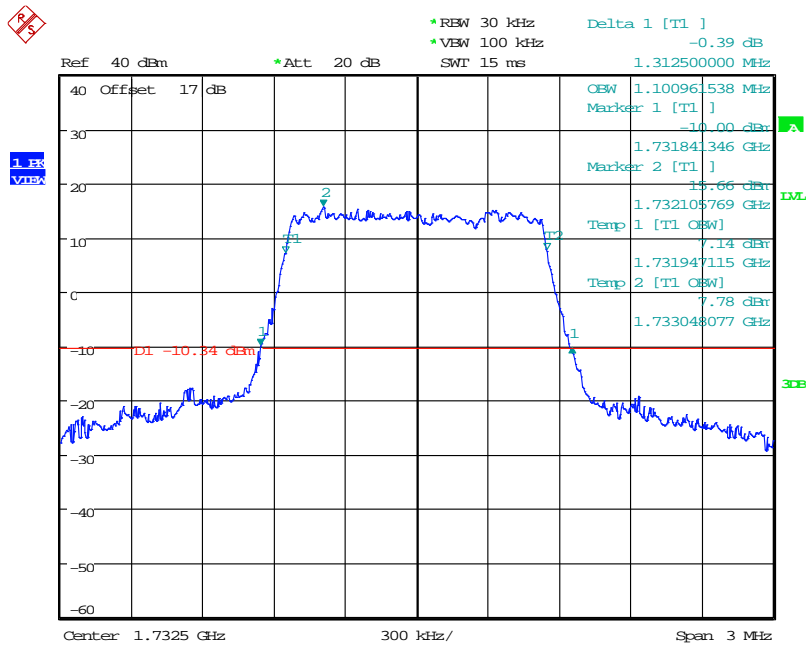


Date: 22.MAY.2024 17:33:10

1.4 MHz

16QAM

FRB



Date: 5.JUN.2024 08:10:48



Worldwide Testing Services(Taiwan) Co., Ltd.

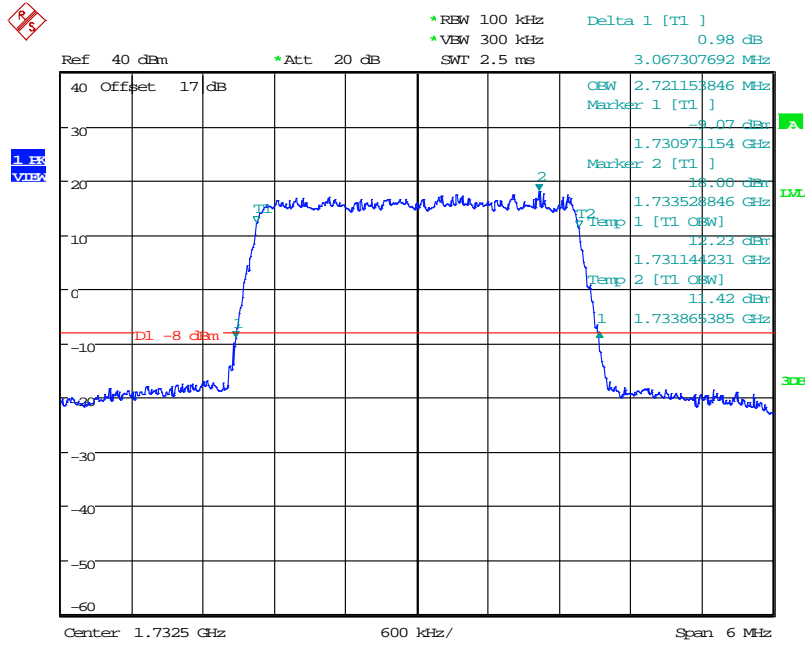
Registration number: W6M22405-23456-C-247

FCC ID: GX9BUN3

3 MHz

16QAM

FRB

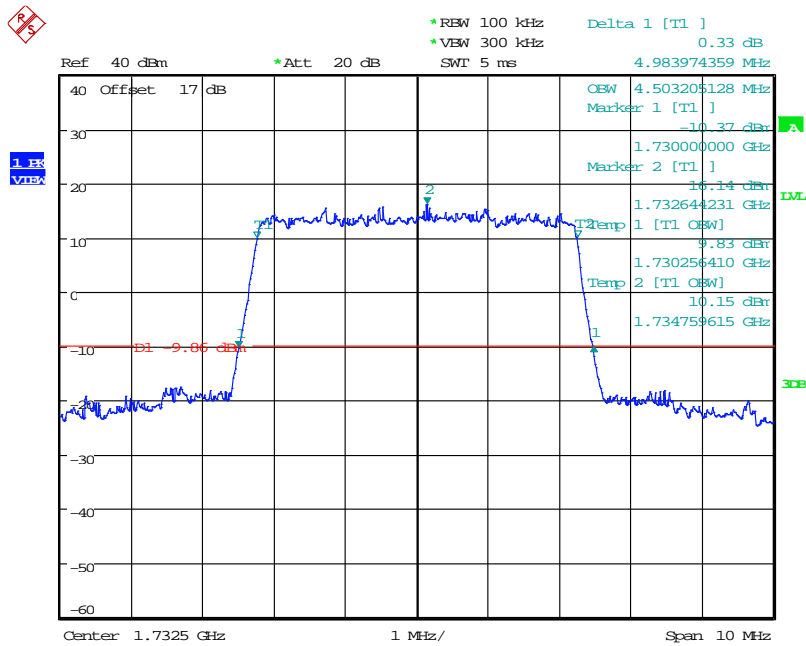


Date: 5.JUN.2024 08:17:59

5 MHz

16QAM

FRB



Date: 5.JUN.2024 08:21:06



Worldwide Testing Services(Taiwan) Co., Ltd.

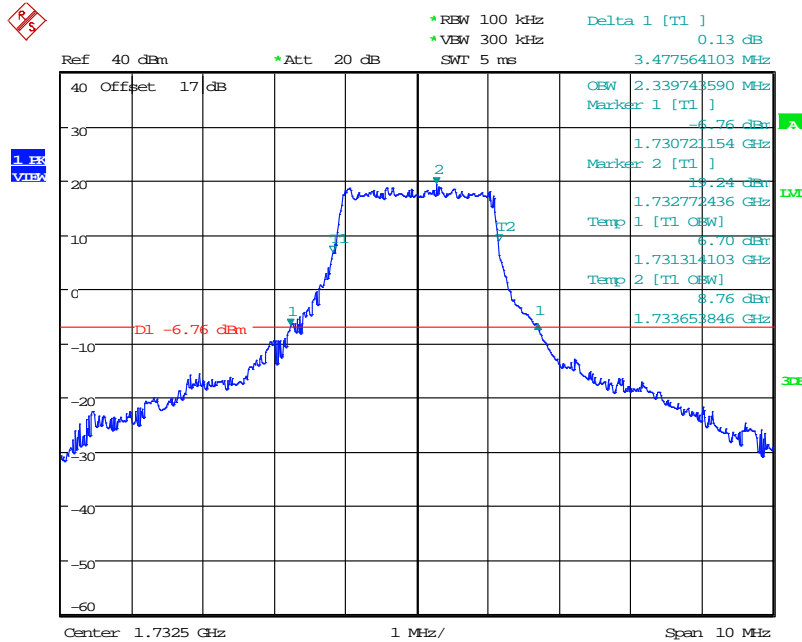
Registration number: W6M22405-23456-C-247

FCC ID: GX9BUN3

10 MHz

16QAM

12RB

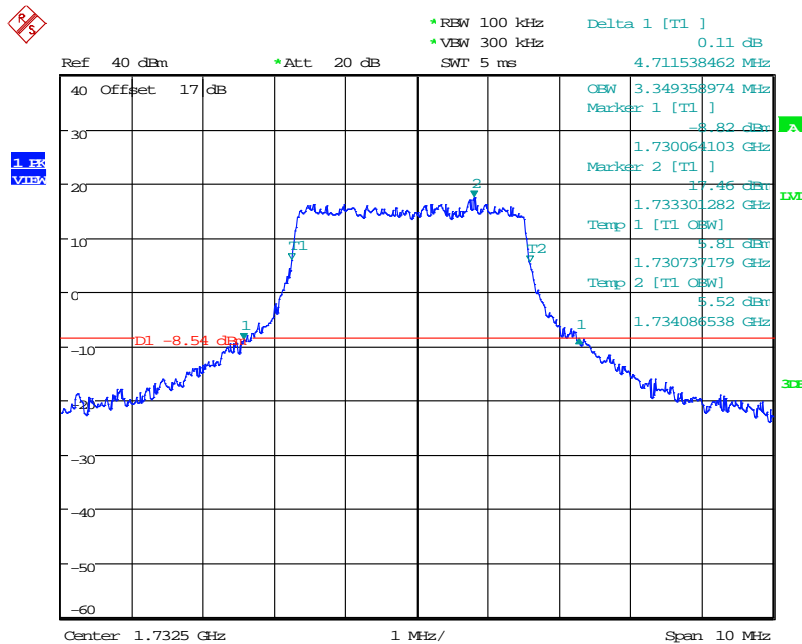


Date: 5.JUN.2024 08:31:41

15 MHz

16QAM

18RB



Date: 5.JUN.2024 08:35:41



Worldwide Testing Services(Taiwan) Co., Ltd.

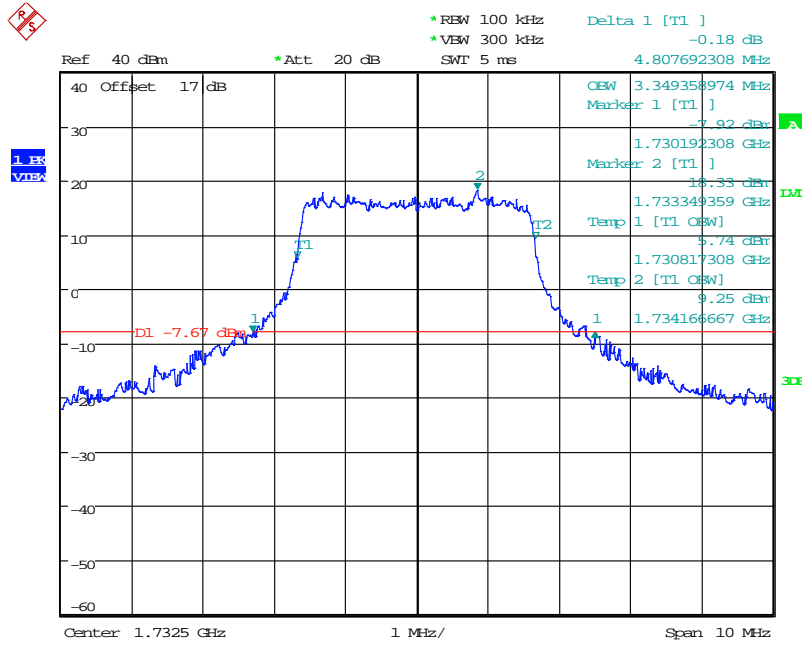
Registration number: W6M22405-23456-C-247

FCC ID: GX9BUN3

20 MHz

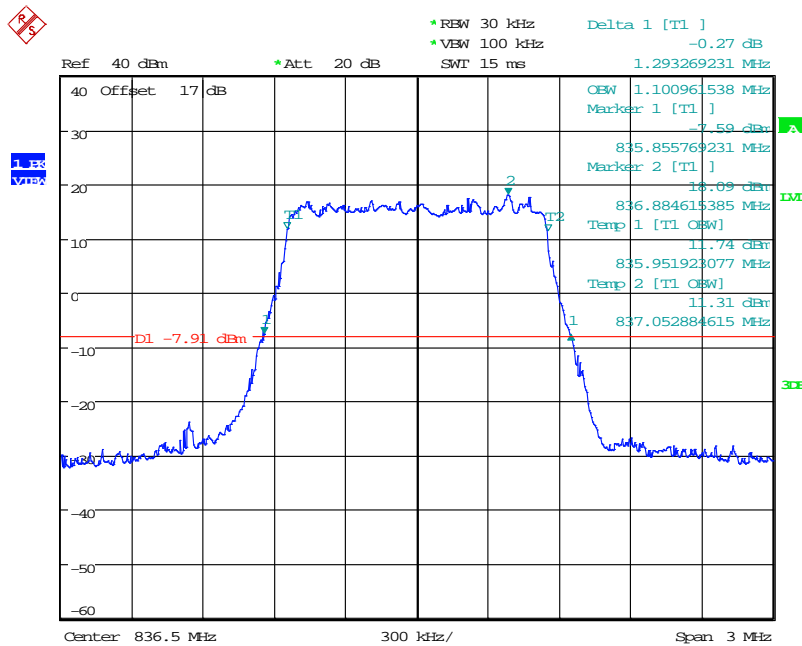
16QAM

18RB



Date: 5.JUN.2024 08:37:16

Band 5
1.4 MHz
QPSK
FRB



Date: 22.MAY.2024 16:58:23



Worldwide Testing Services(Taiwan) Co., Ltd.

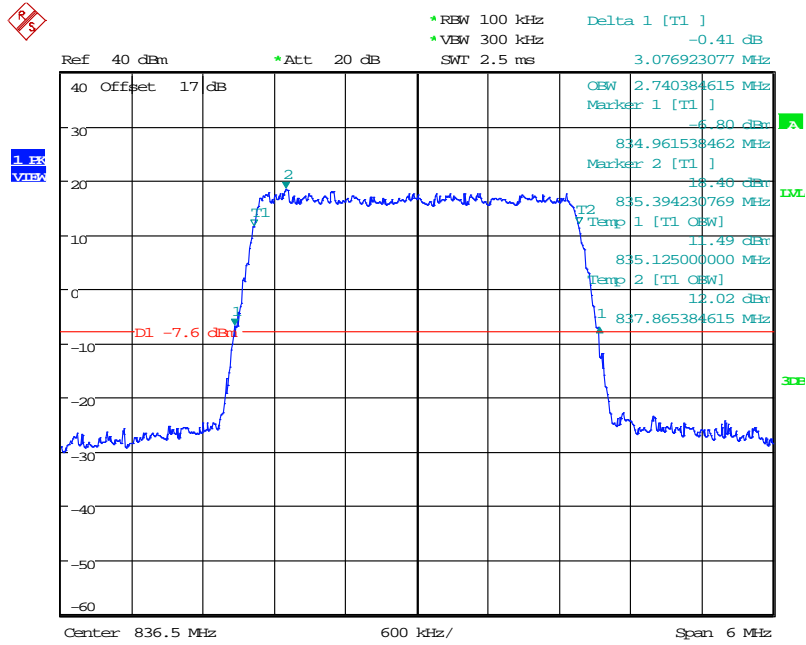
Registration number: W6M22405-23456-C-247

FCC ID: GX9BUN3

3 MHz

QPSK

FRB

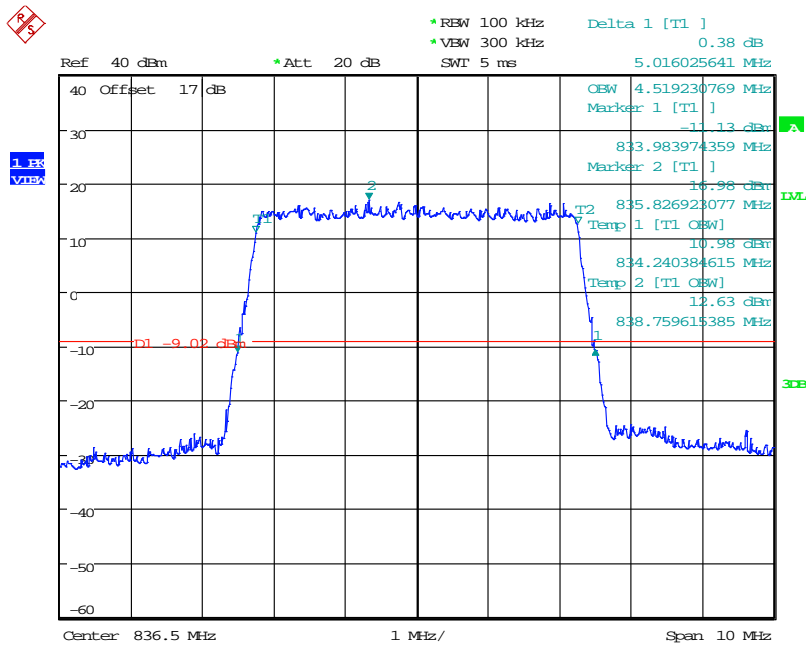


Date: 22.MAY.2024 17:05:06

5 MHz

QPSK

FRB



Date: 22.MAY.2024 17:11:29



Worldwide Testing Services(Taiwan) Co., Ltd.

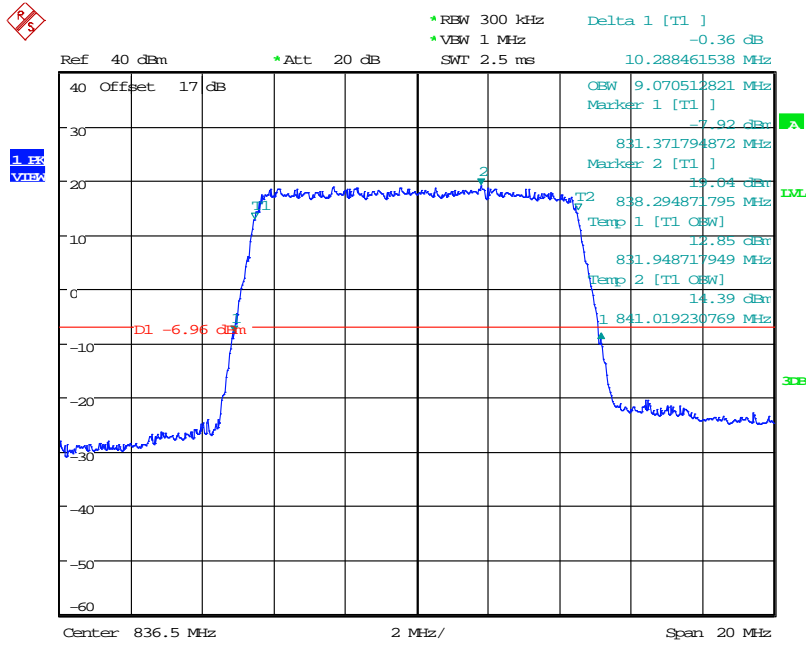
Registration number: W6M22405-23456-C-247

FCC ID: GX9BUN3

10 MHz

QPSK

FRB

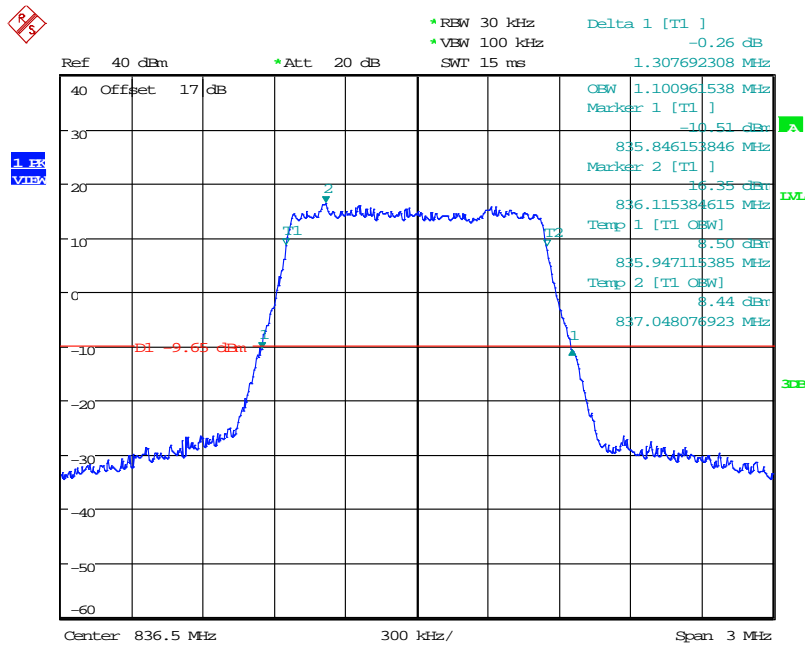


Date: 22.MAY.2024 17:23:54

1.4 MHz

16QAM

FRB



Date: 5.JUN.2024 08:12:05



Worldwide Testing Services(Taiwan) Co., Ltd.

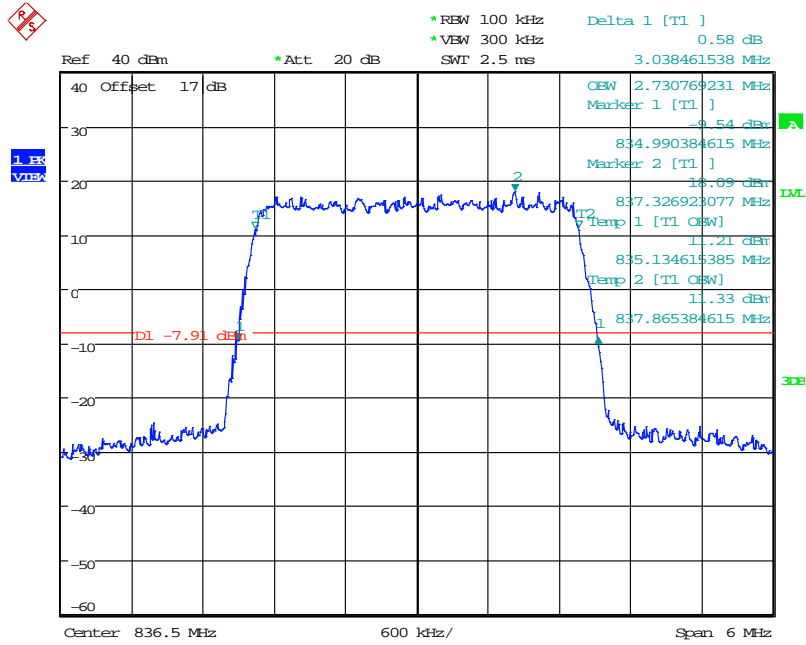
Registration number: W6M22405-23456-C-247

FCC ID: GX9BUN3

3 MHz

16QAM

FRB

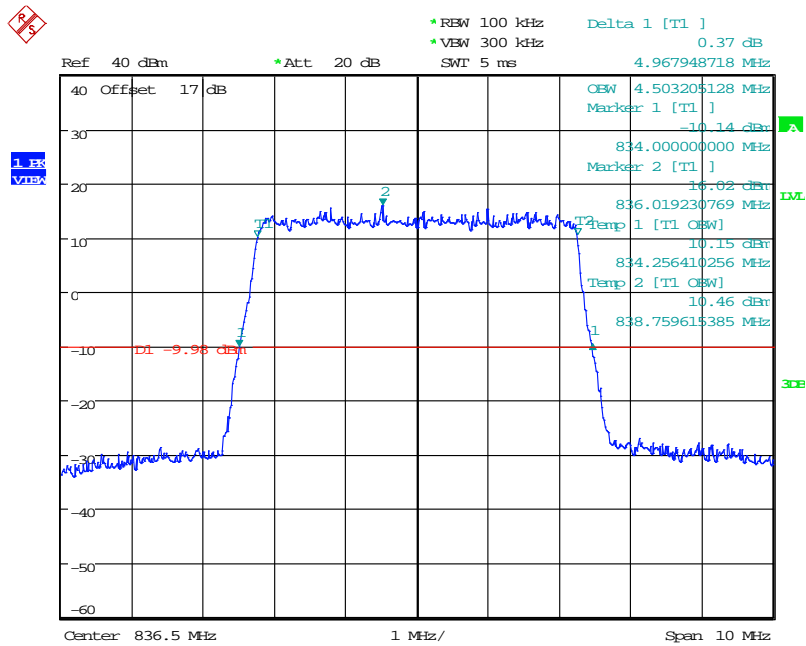


Date: 5.JUN.2024 08:16:52

5 MHz

16QAM

FRB



Date: 5.JUN.2024 08:22:08



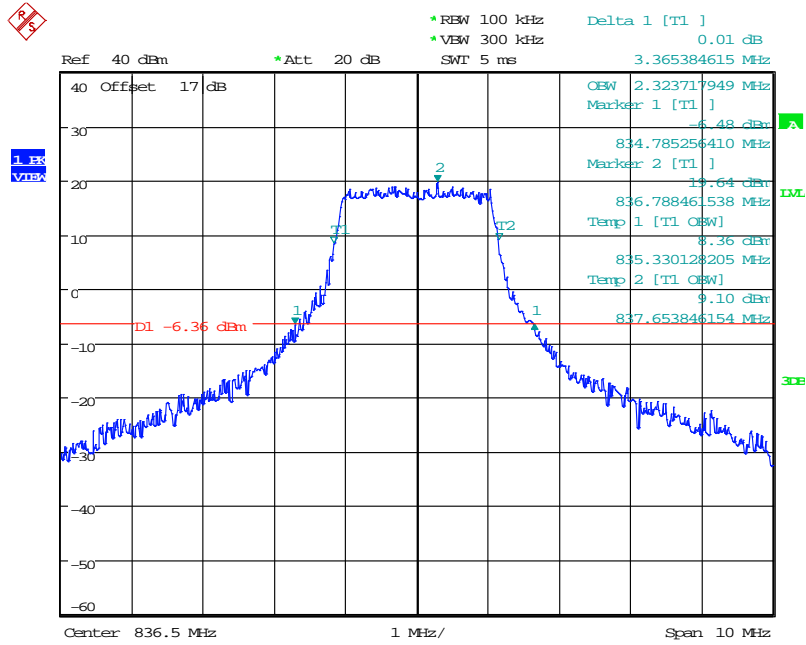
Registration number: W6M22405-23456-C-247

FCC ID: GX9BUN3

10 MHz

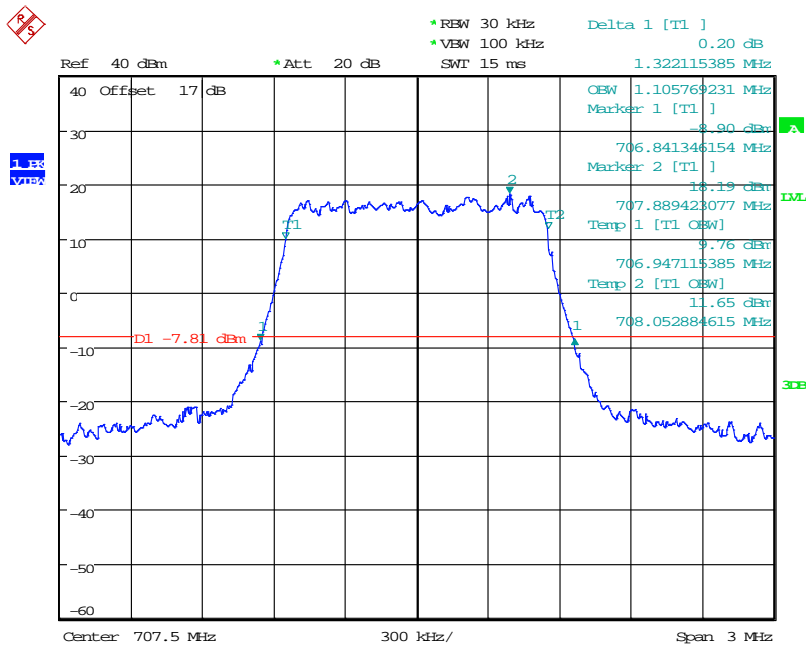
16QAM

12RB



Date: 5.JUN.2024 08:30:11

Band 12
 1.4 MHz
 QPSK
 FRB



Date: 22.MAY.2024 17:01:09



Worldwide Testing Services(Taiwan) Co., Ltd.

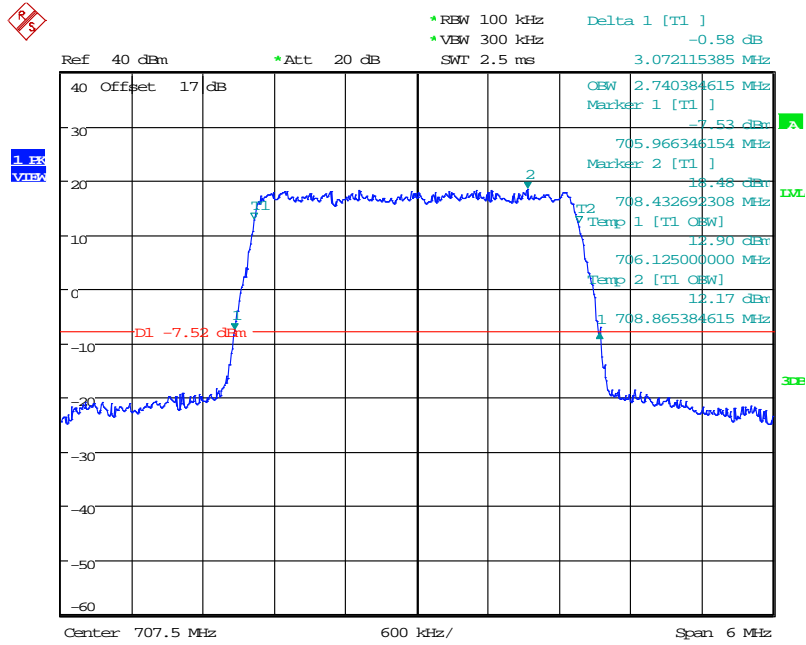
Registration number: W6M22405-23456-C-247

FCC ID: GX9BUN3

3 MHz

QPSK

FRB

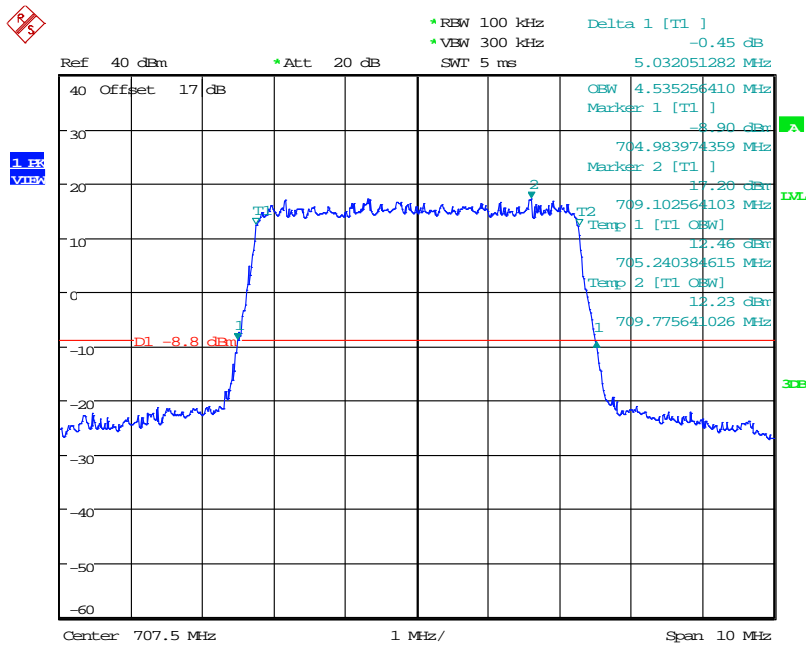


Date: 22.MAY.2024 17:03:25

5 MHz

QPSK

FRB



Date: 22.MAY.2024 17:12:47



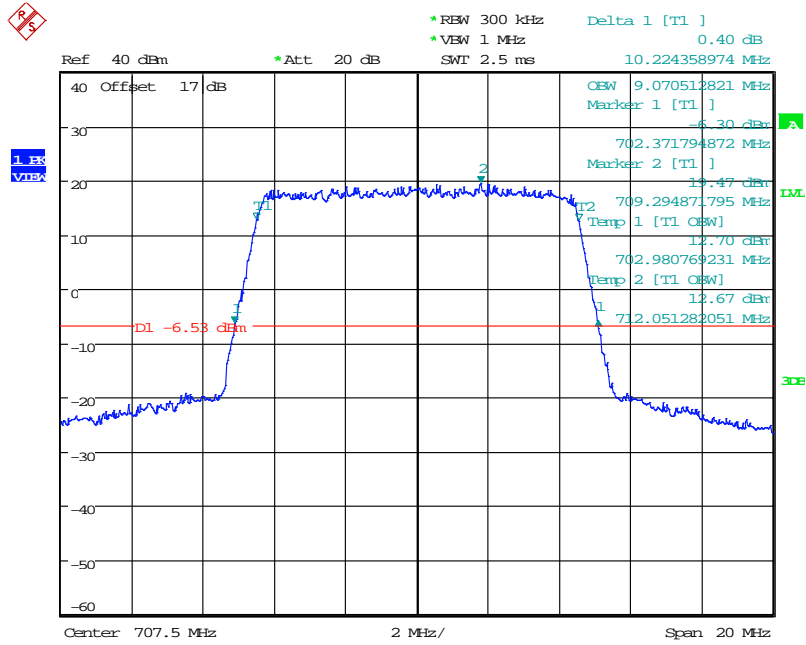
Registration number: W6M22405-23456-C-247

FCC ID: GX9BUN3

10 MHz

QPSK

FRB

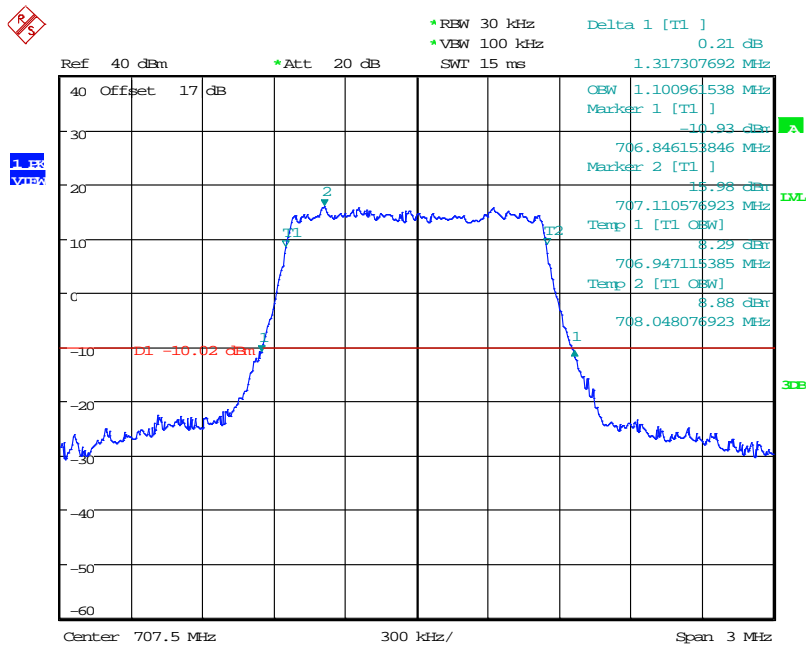


Date: 22.MAY.2024 17:21:02

1.4 MHz

16QAM

FRB



Date: 5.JUN.2024 08:13:58



Worldwide Testing Services(Taiwan) Co., Ltd.

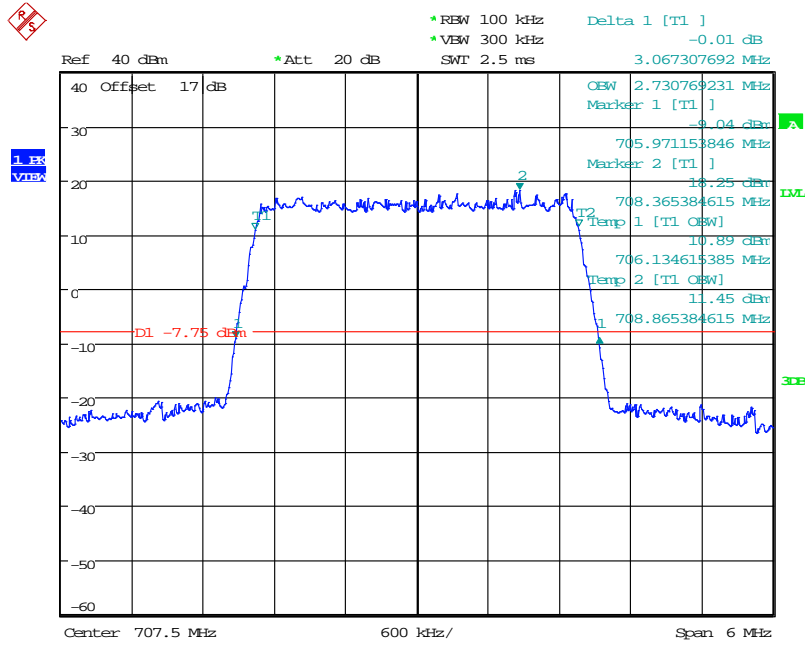
Registration number: W6M22405-23456-C-247

FCC ID: GX9BUN3

3 MHz

16QAM

FRB

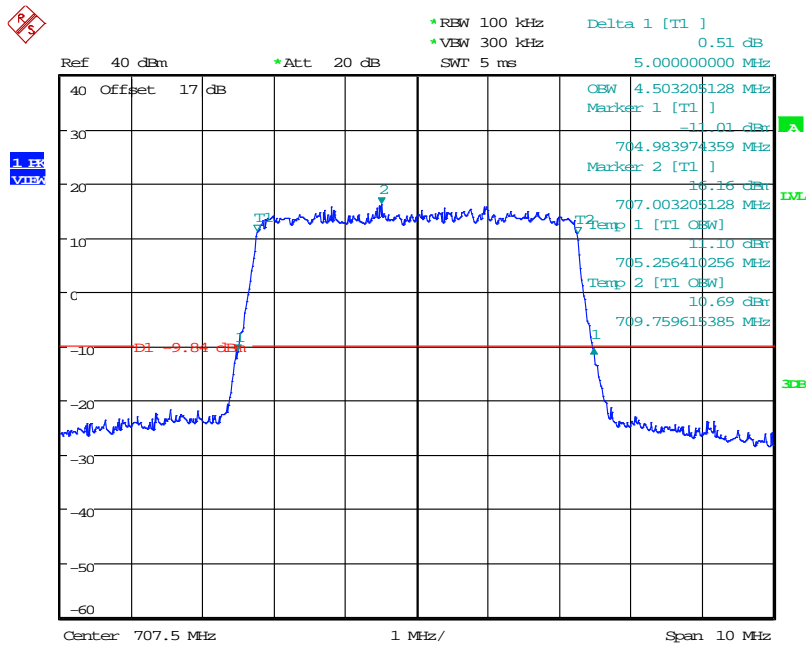


Date: 5.JUN.2024 08:15:26

5 MHz

16QAM

FRB



Date: 5.JUN.2024 08:23:20



Worldwide Testing Services(Taiwan) Co., Ltd.

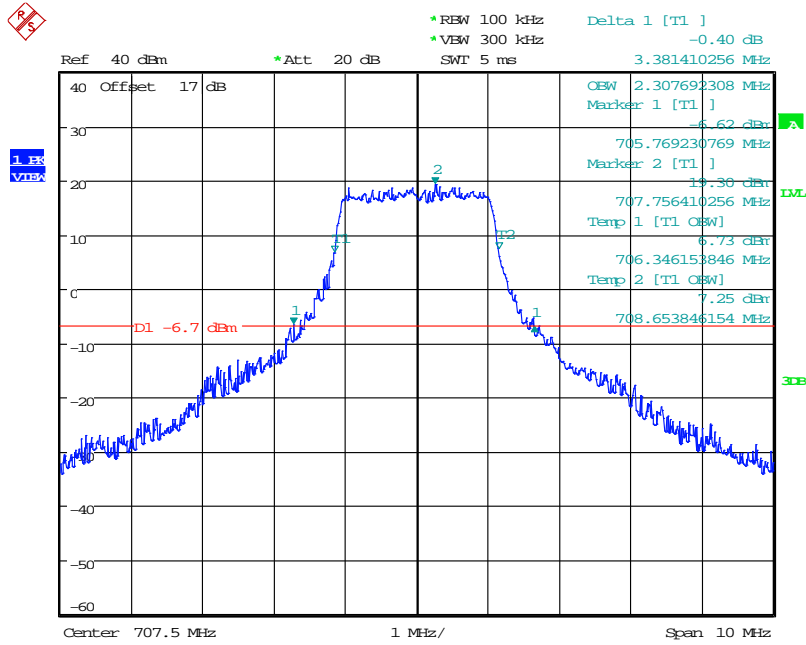
Registration number: W6M22405-23456-C-247

FCC ID: GX9BUN3

10 MHz

16QAM

12RB



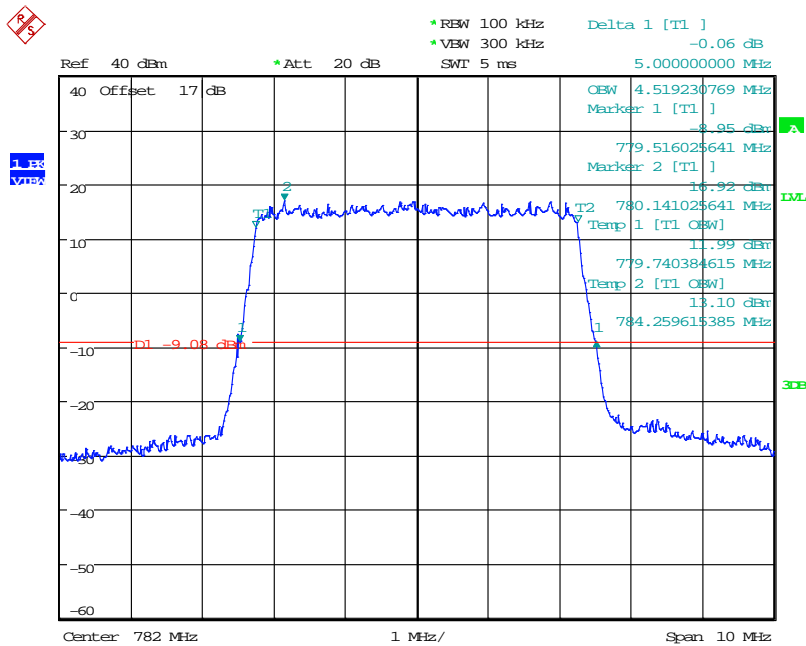
Date: 5.JUN.2024 08:28:55

Band 13

5 MHz

QPSK

FRB



Date: 22.MAY.2024 17:14:10



Worldwide Testing Services(Taiwan) Co., Ltd.

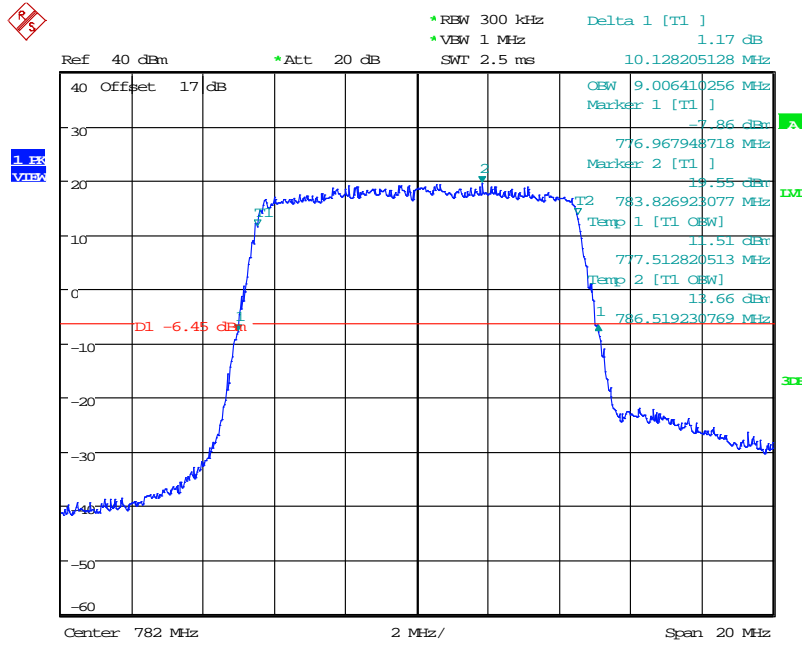
Registration number: W6M22405-23456-C-247

FCC ID: GX9BUN3

10 MHz

QPSK

FRB

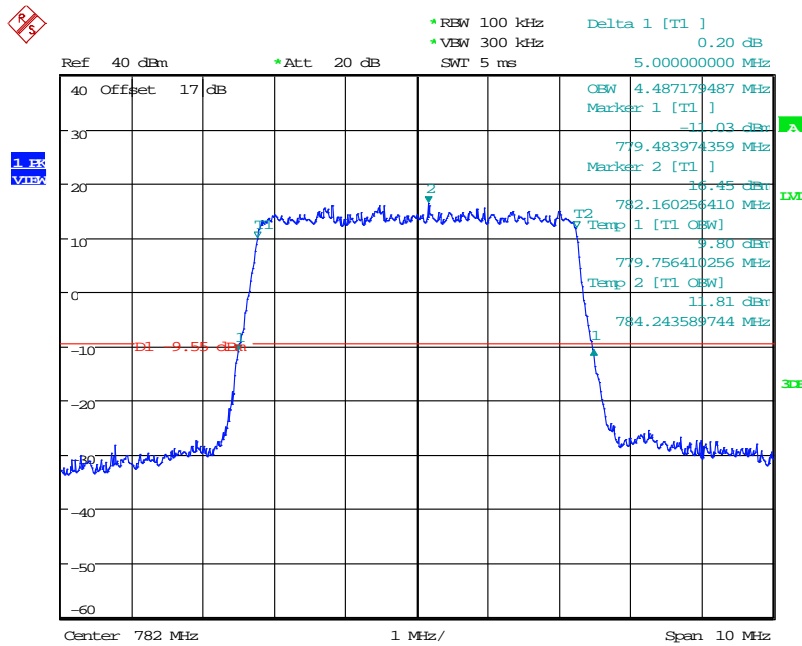


Date: 22.MAY.2024 17:22:25

5 MHz

16QAM

FRB



Date: 5.JUN.2024 08:24:19



Worldwide Testing Services(Taiwan) Co., Ltd.

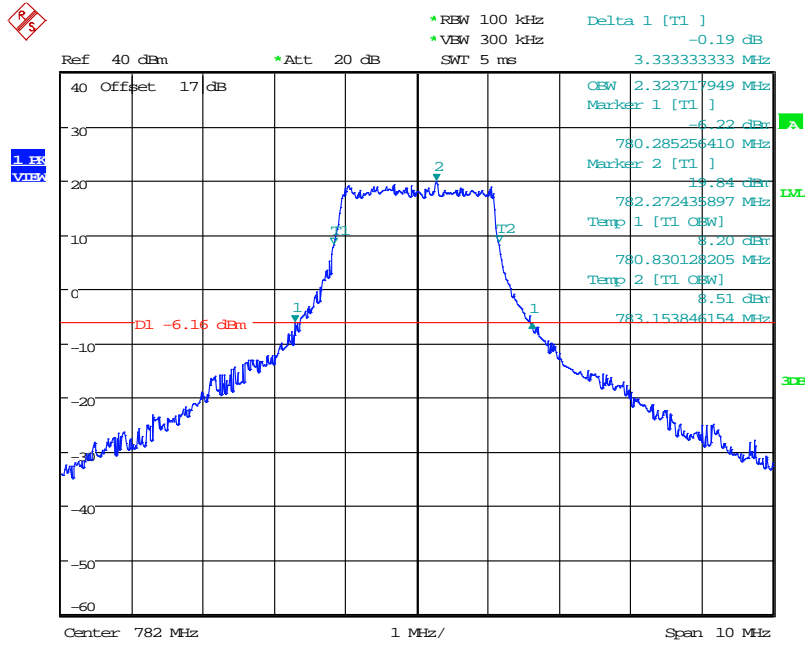
Registration number: W6M22405-23456-C-247

FCC ID: GX9BUN3

10 MHz

16QAM

12RB



Date: 5.JUN.2024 08:27:57



Registration number: W6M22405-23456-C-247

FCC ID: GX9BUN3

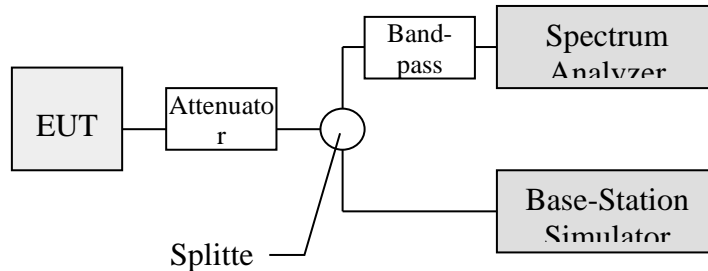
7 Spurious Emissions at Antenna Terminals

7.1 Test procedure

This transmitter output was connected to a calibrated coaxial attenuator, the other end of which was connected to a spectrum analyzer via a three-port splitter. Please refer to the following figure. Transmitter output was derived with the spectrum analyzer in dBm.

The Spurious Emissions at Antenna Terminals was measured by the spectrum analyzer with a suitable notch filter and/or Band-pass filter.

Tests were performed with an unmodulated carrier at three frequencies (low, middle and high channels) and on all power levels , which can be set-up on the transmitters.



7.2 Test Results

Test date: May 23, 2024

Temperature: 31.9 °C

Humidity: 60.0 %

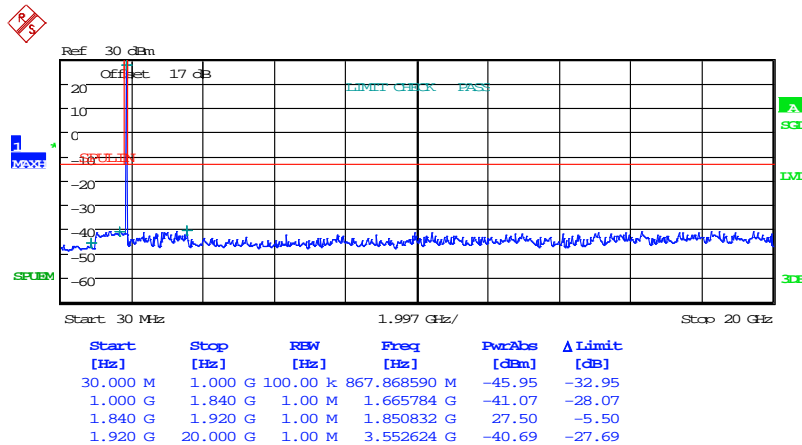
Tester: Sora

LTE

Band 2

1.4 MHz

QPSK

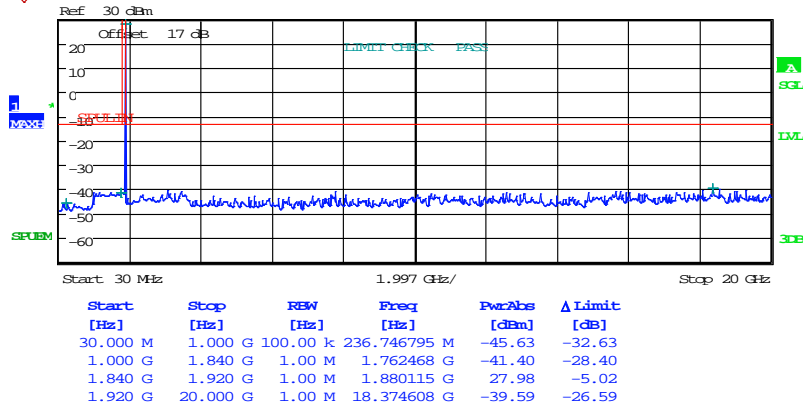


Date: 23.MAY.2024 10:20:13

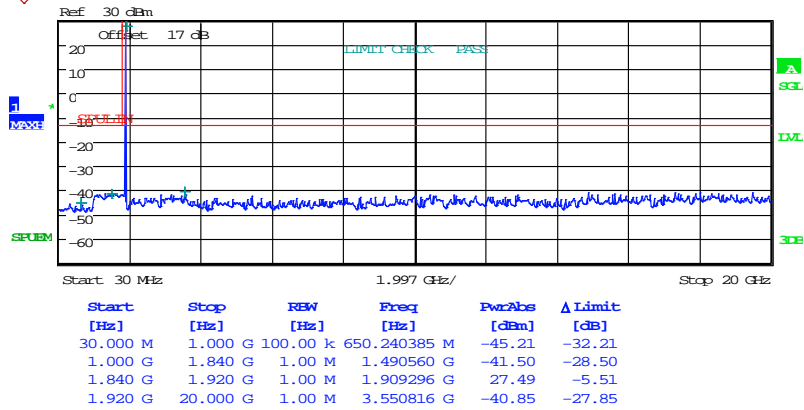


Worldwide Testing Services(Taiwan) Co., Ltd.

Registration number: W6M22405-23456-C-247
 FCC ID: GX9BUN3



Date: 23.MAY.2024 10:20:36



Date: 23.MAY.2024 10:21:12



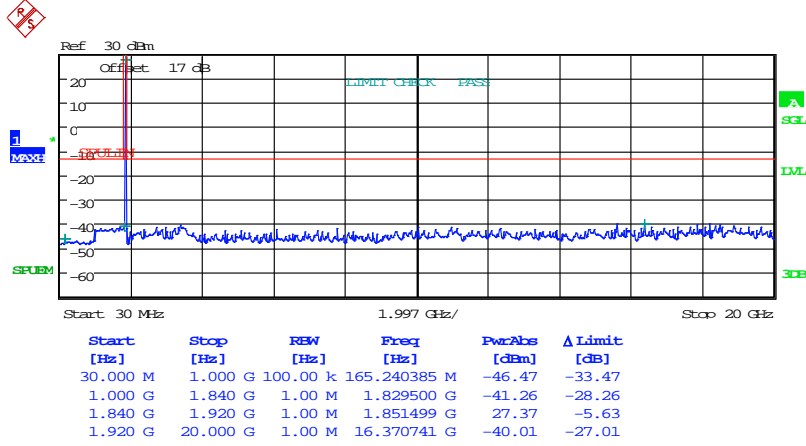
Worldwide Testing Services(Taiwan) Co., Ltd.

Registration number: W6M22405-23456-C-247

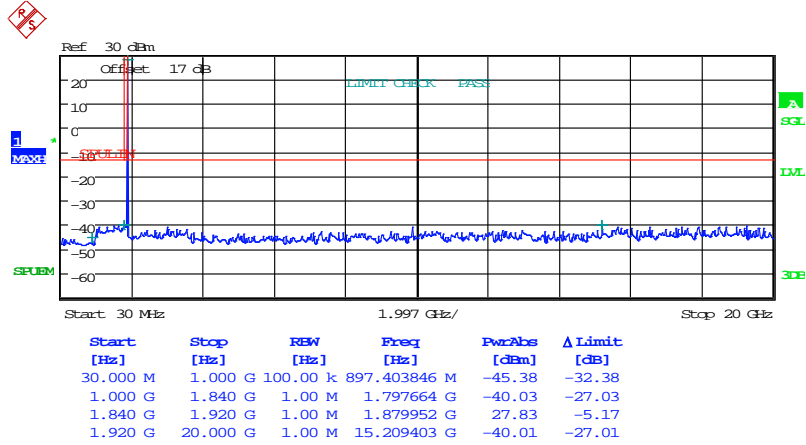
FCC ID: GX9BUN3

3 MHz


QPSK



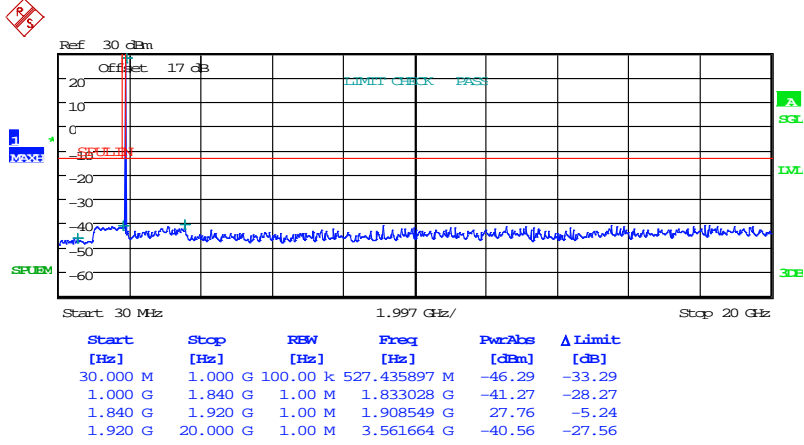
Date: 23.MAY.2024 10:25:42



Date: 23.MAY.2024 10:26:02

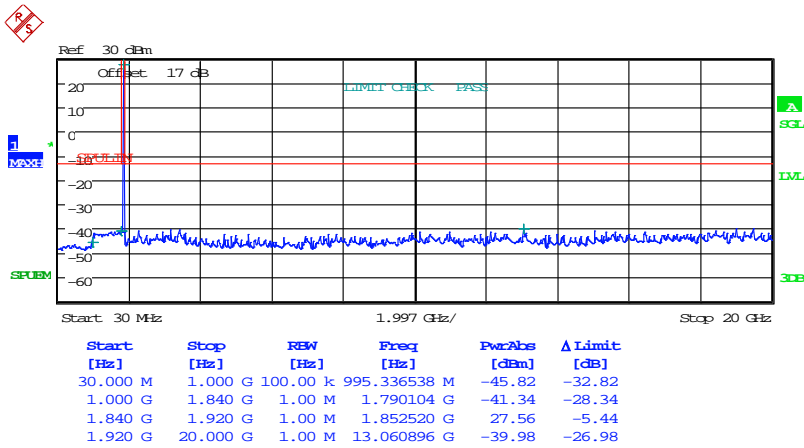


Registration number: W6M22405-23456-C-247
 FCC ID: GX9BUN3



Date: 23.MAY.2024 10:24:59

5 MHz
 QPSK

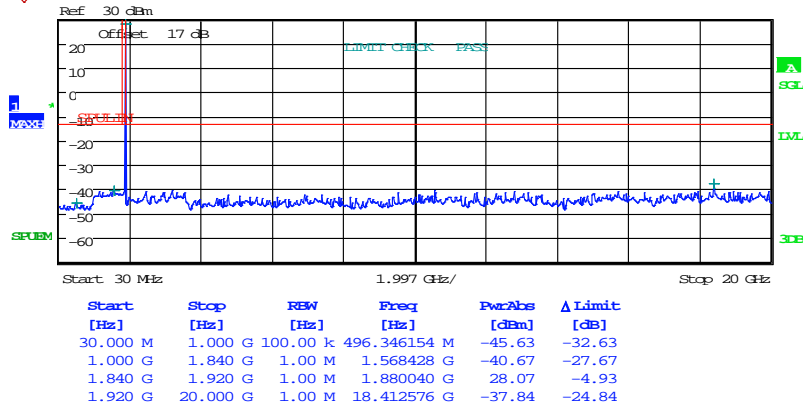


Date: 23.MAY.2024 10:27:13

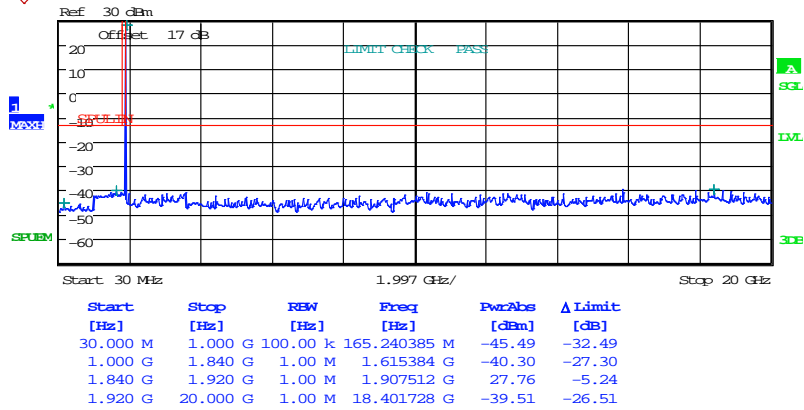


Worldwide Testing Services(Taiwan) Co., Ltd.

Registration number: W6M22405-23456-C-247
 FCC ID: GX9BUN3



Date: 23.MAY.2024 10:26:39



Date: 23.MAY.2024 10:27:51



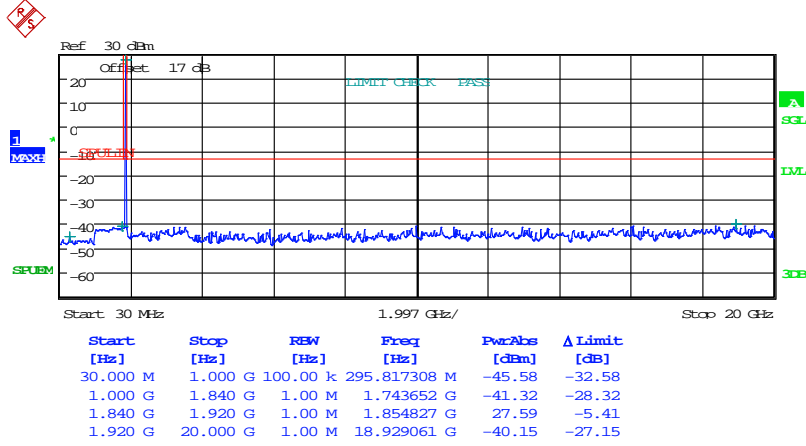
Worldwide Testing Services(Taiwan) Co., Ltd.

Registration number: W6M22405-23456-C-247

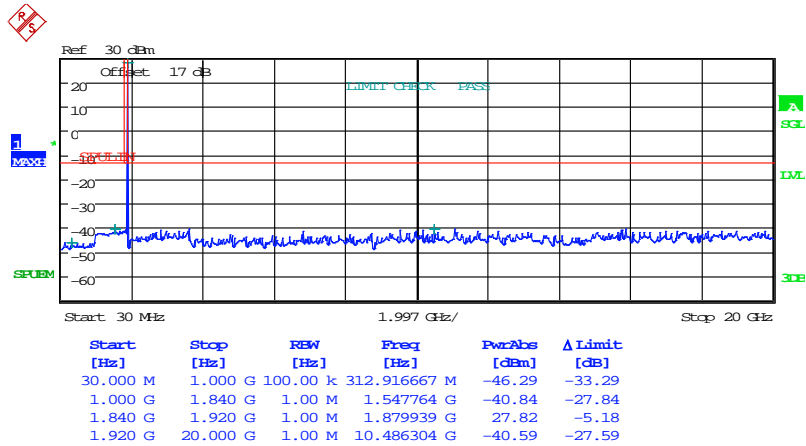
FCC ID: GX9BUN3

10 MHz

QPSK



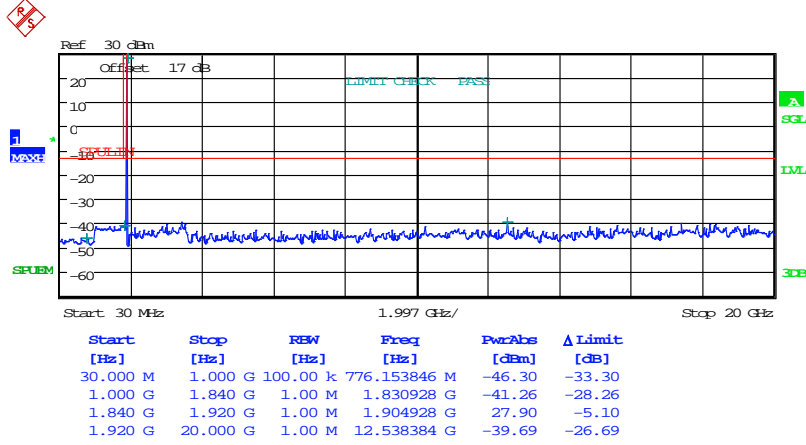
Date: 23.MAY.2024 10:31:40



Date: 23.MAY.2024 10:32:20

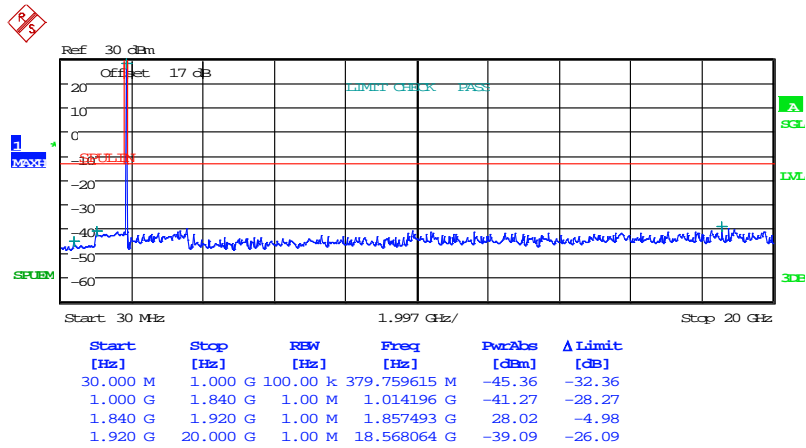


Registration number: W6M22405-23456-C-247
 FCC ID: GX9BUN3



Date: 23.MAY.2024 10:31:21

15 MHz
 QPSK

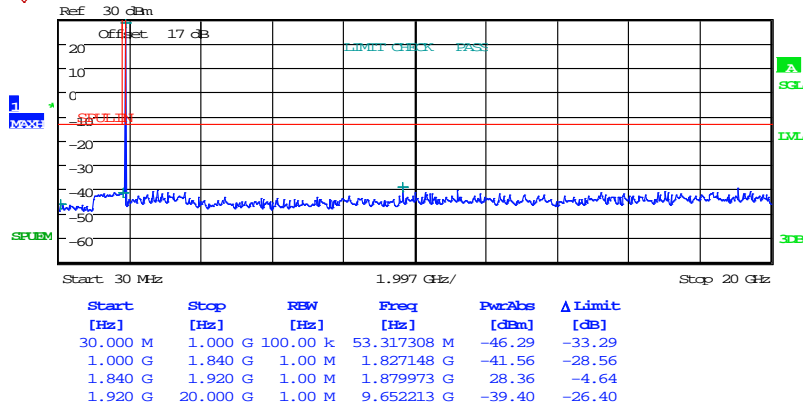


Date: 23.MAY.2024 10:35:38

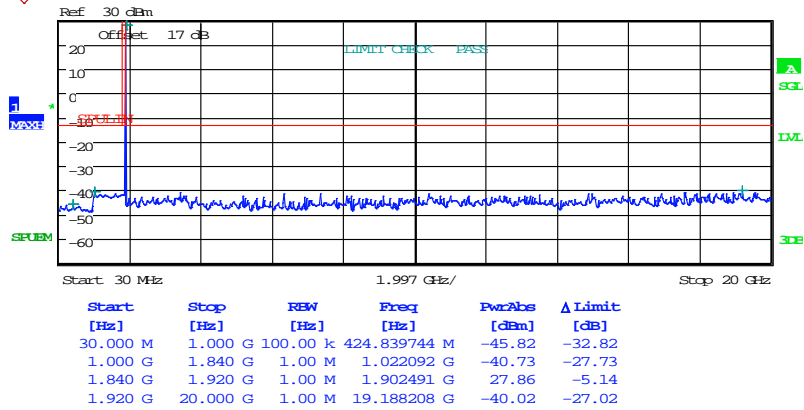


Worldwide Testing Services(Taiwan) Co., Ltd.

Registration number: W6M22405-23456-C-247
 FCC ID: GX9BUN3



Date: 23.MAY.2024 10:34:58



Date: 23.MAY.2024 10:36:04



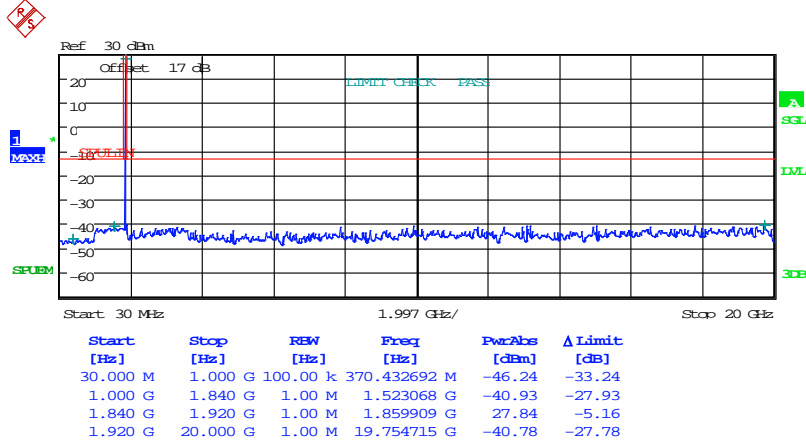
Worldwide Testing Services(Taiwan) Co., Ltd.

Registration number: W6M22405-23456-C-247

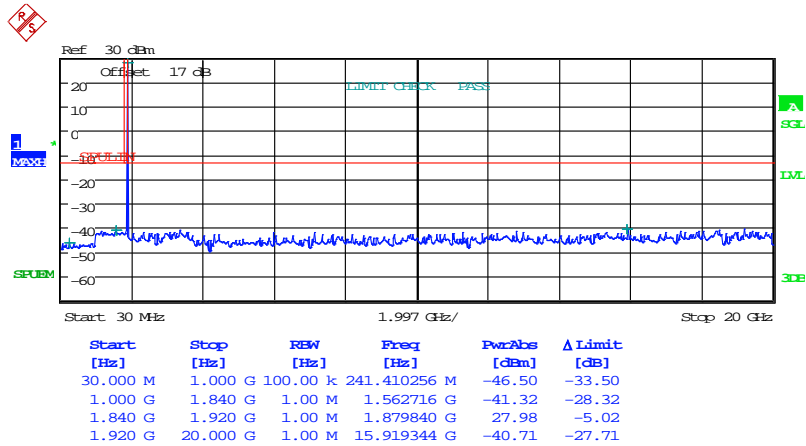
FCC ID: GX9BUN3

20 MHz

QPSK



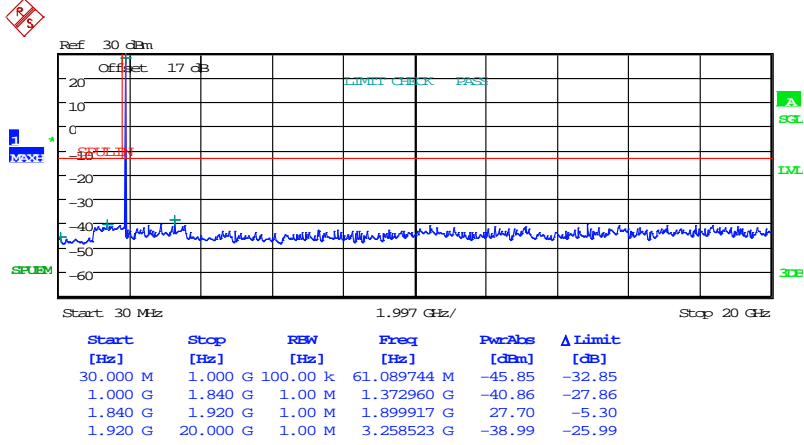
Date: 23.MAY.2024 10:40:19



Date: 23.MAY.2024 10:40:43

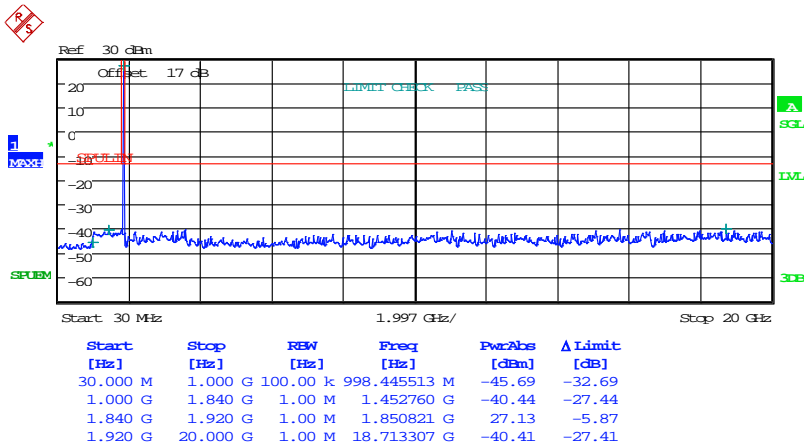


Registration number: W6M22405-23456-C-247
 FCC ID: GX9BUN3



Date: 23.MAY.2024 10:40:00

1.4 MHz
 16QAM

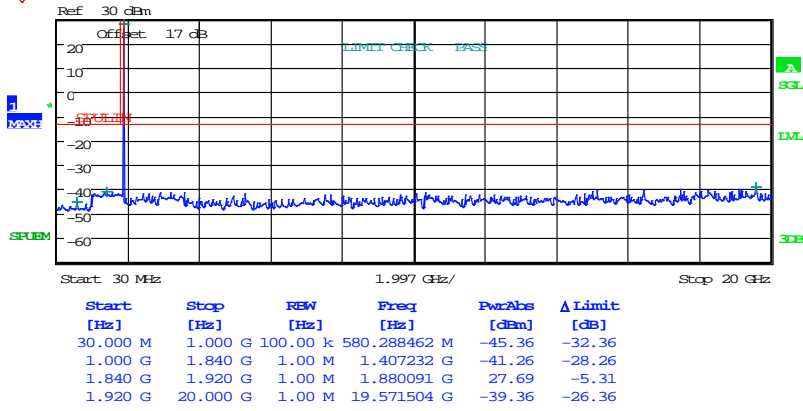


Date: 23.MAY.2024 10:22:32

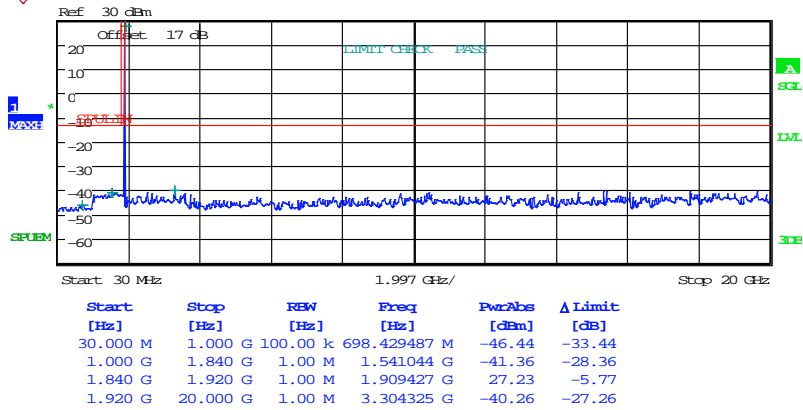


Worldwide Testing Services(Taiwan) Co., Ltd.


Registration number: W6M22405-23456-C-247
 FCC ID: GX9BUN3



Date: 23.MAY.2024 10:22:01



Date: 23.MAY.2024 10:21:39



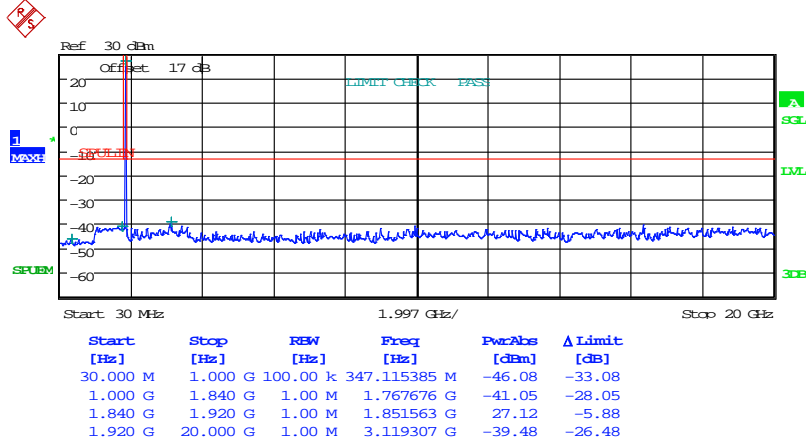
Worldwide Testing Services(Taiwan) Co., Ltd.

Registration number: W6M22405-23456-C-247

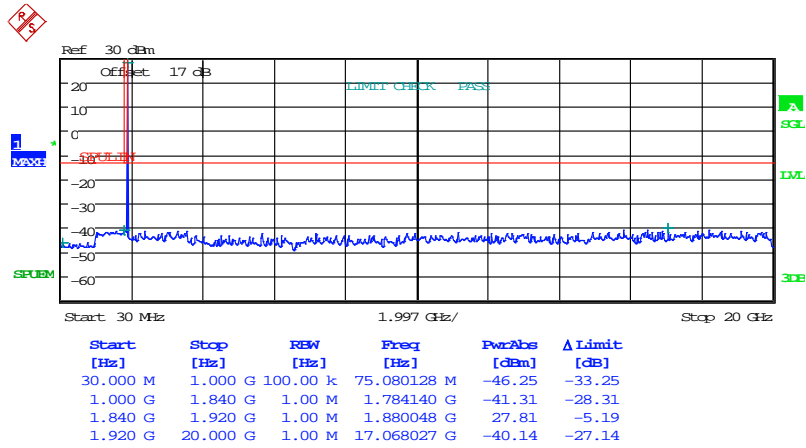
FCC ID: GX9BUN3

3 MHz

16QAM



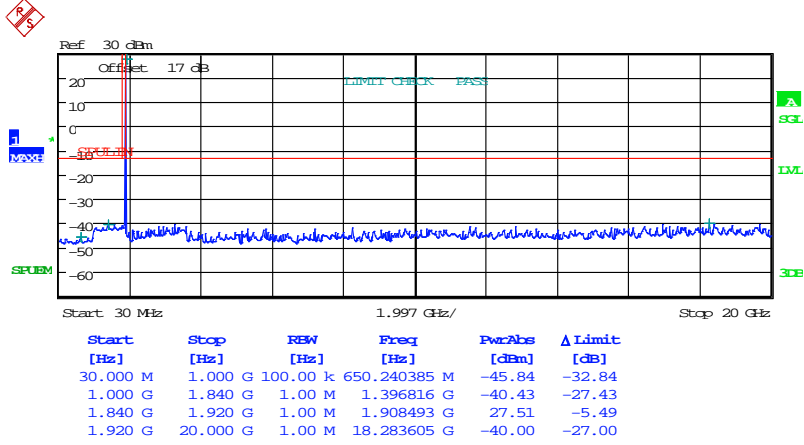
Date: 23.MAY.2024 10:23:25



Date: 23.MAY.2024 10:23:39

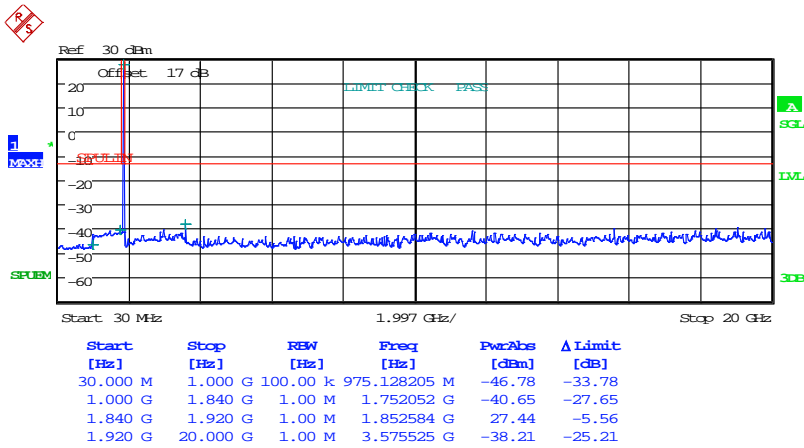


Registration number: W6M22405-23456-C-247
 FCC ID: GX9BUN3



Date: 23.MAY.2024 10:24:10

5 MHz
 16QAM

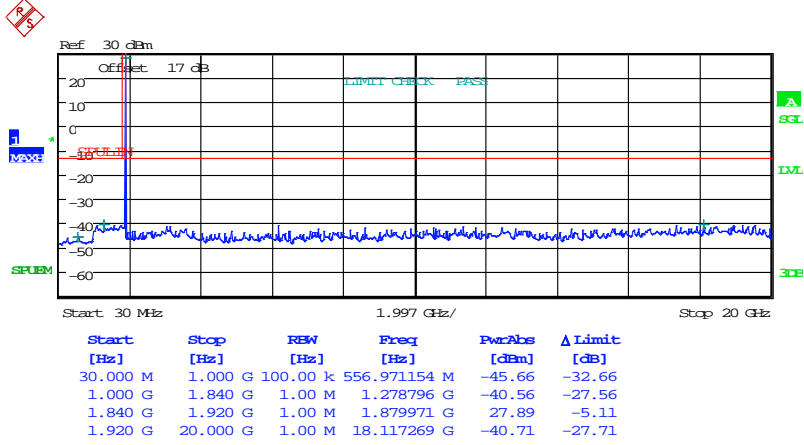


Date: 23.MAY.2024 10:28:49

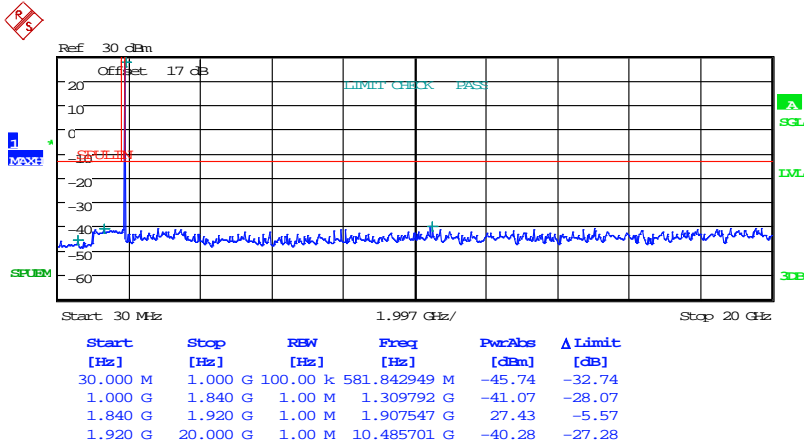


Worldwide Testing Services(Taiwan) Co., Ltd.

Registration number: W6M22405-23456-C-247
 FCC ID: GX9BUN3



Date: 23.MAY.2024 10:29:13



Date: 23.MAY.2024 10:28:27

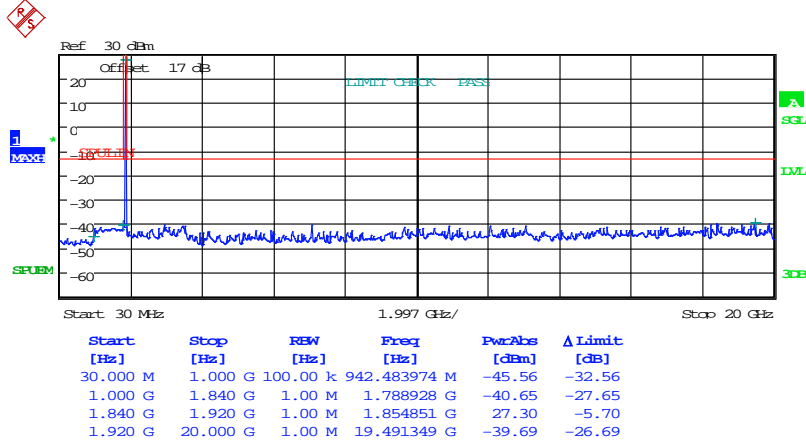


Registration number: W6M22405-23456-C-247

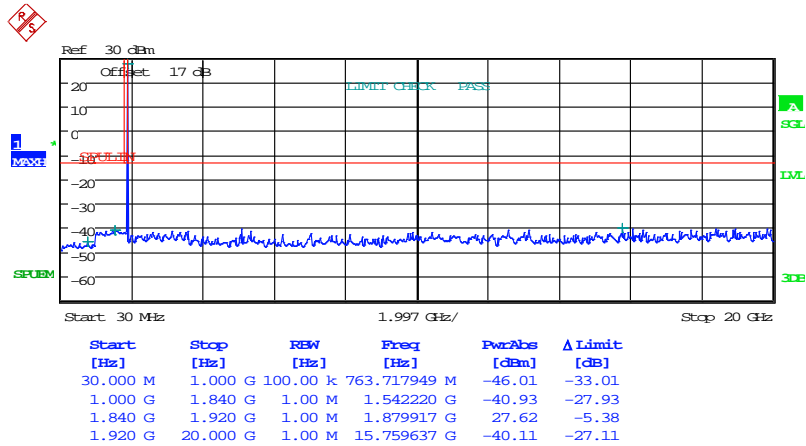
FCC ID: GX9BUN3

10 MHz

16QAM



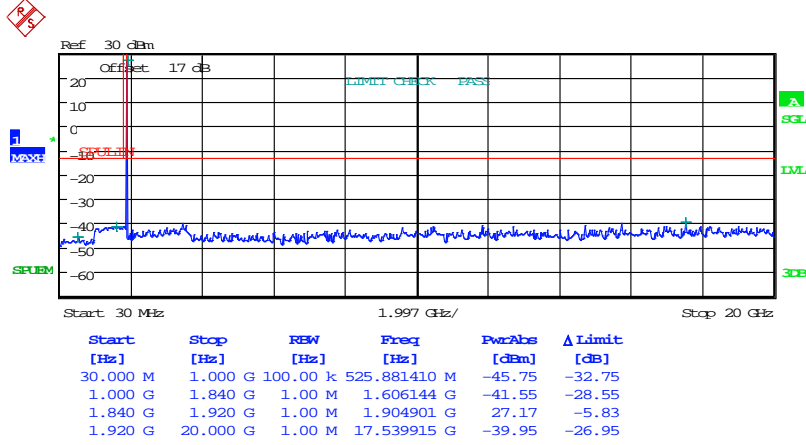
Date: 23.MAY.2024 10:30:09



Date: 23.MAY.2024 10:29:45

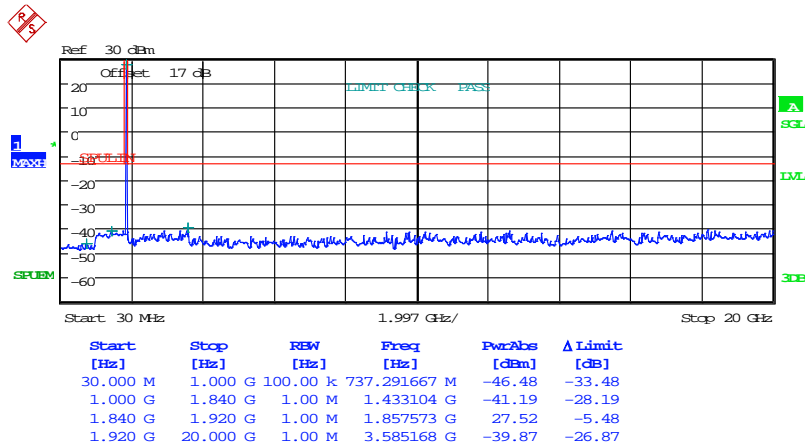


Registration number: W6M22405-23456-C-247
 FCC ID: GX9BUN3




Date: 23.MAY.2024 10:30:48

15 MHz
 16QAM

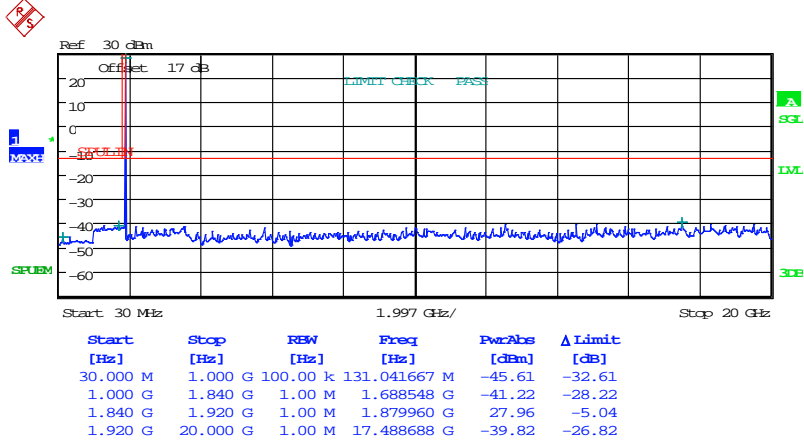


Date: 23.MAY.2024 10:37:08

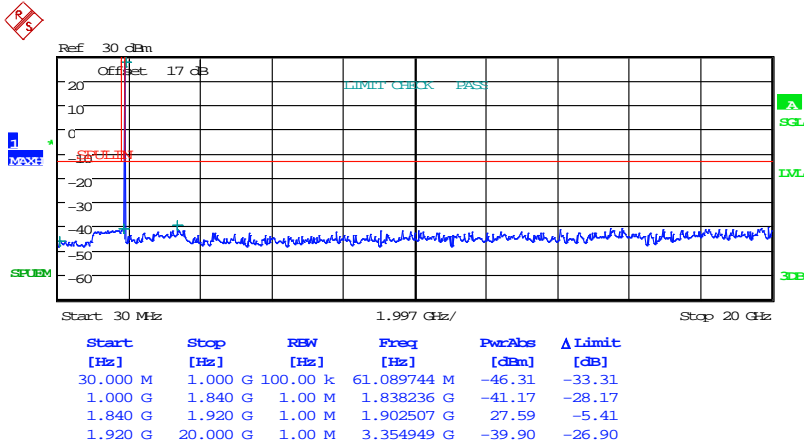


Worldwide Testing Services(Taiwan) Co., Ltd.

Registration number: W6M22405-23456-C-247
 FCC ID: GX9BUN3



Date: 23.MAY.2024 10:37:33



Date: 23.MAY.2024 10:36:36



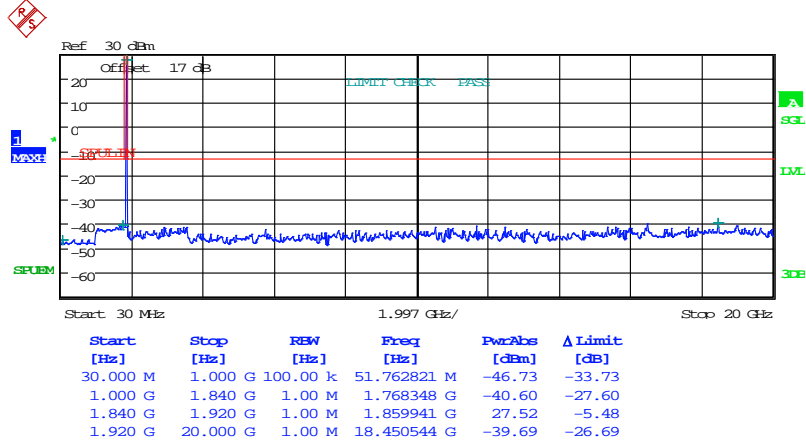
Worldwide Testing Services(Taiwan) Co., Ltd.

Registration number: W6M22405-23456-C-247

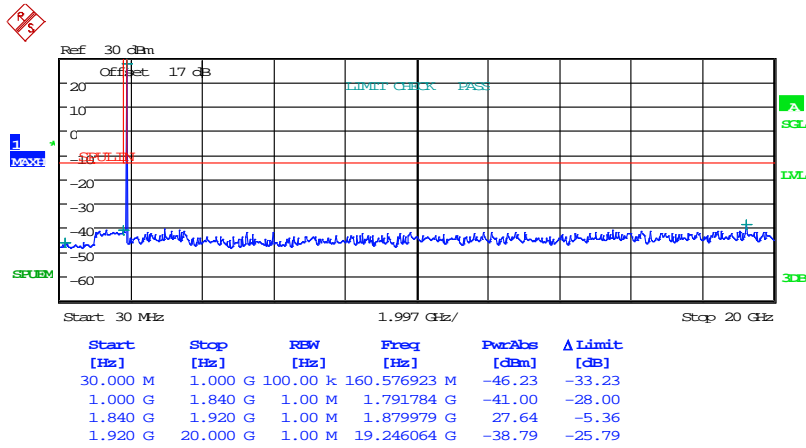
FCC ID: GX9BUN3

20 MHz

16QAM



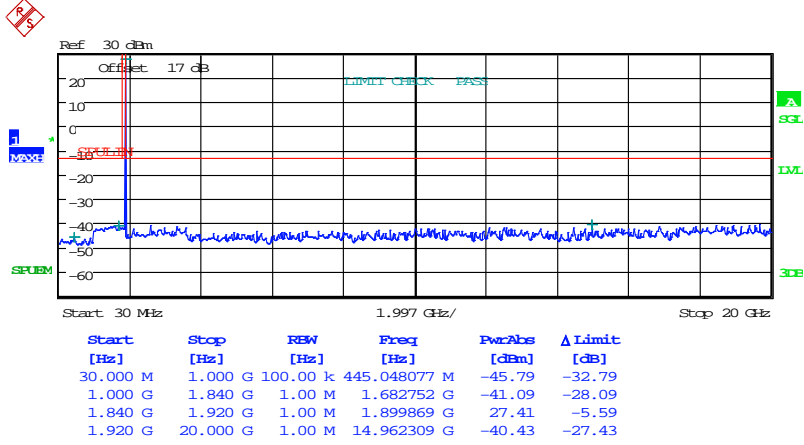
Date: 23.MAY.2024 10:38:47



Date: 23.MAY.2024 10:38:17

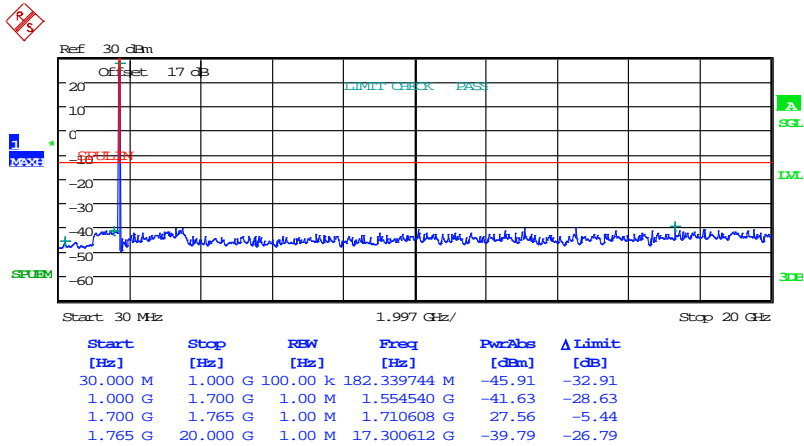


Registration number: W6M22405-23456-C-247
 FCC ID: GX9BUN3



Date: 23.MAY.2024 10:39:18

Band 4
 1.4 MHz
 QPSK

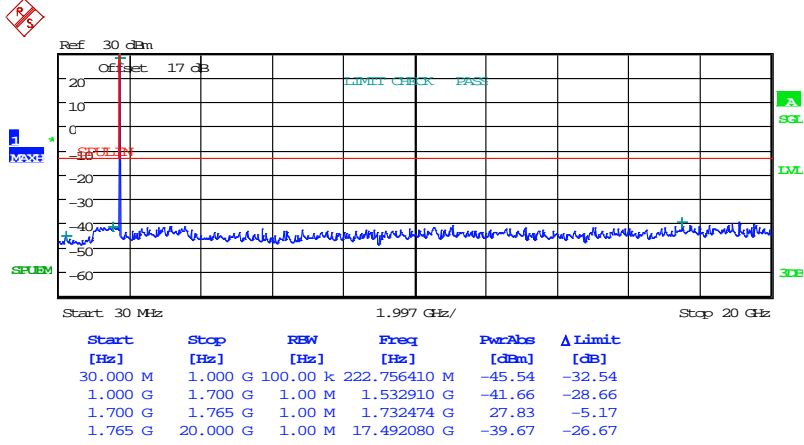


Date: 23.MAY.2024 10:54:04

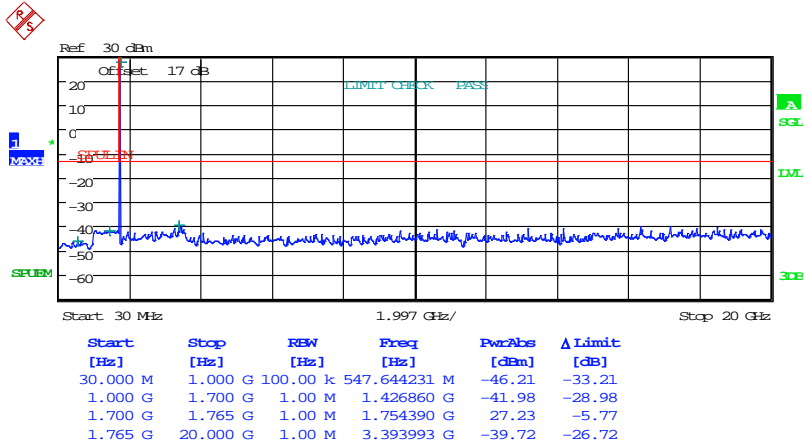


Worldwide Testing Services(Taiwan) Co., Ltd.


Registration number: W6M22405-23456-C-247
 FCC ID: GX9BUN3



Date: 23.MAY.2024 10:53:17



Date: 23.MAY.2024 10:54:45



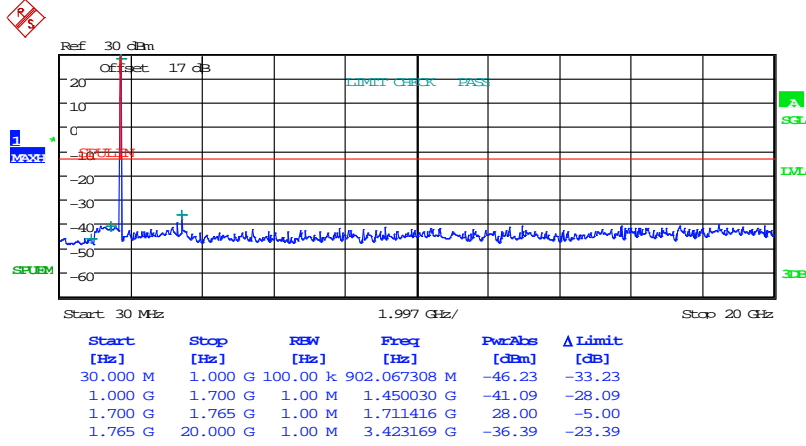
Worldwide Testing Services(Taiwan) Co., Ltd.

Registration number: W6M22405-23456-C-247

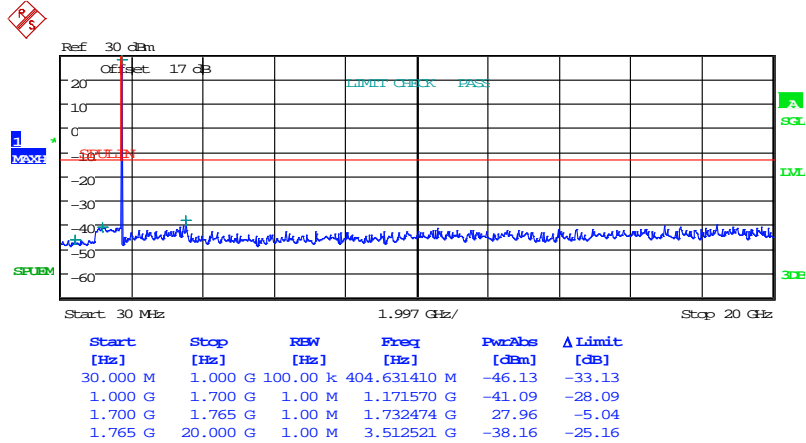
FCC ID: GX9BUN3

3 MHz

QPSK



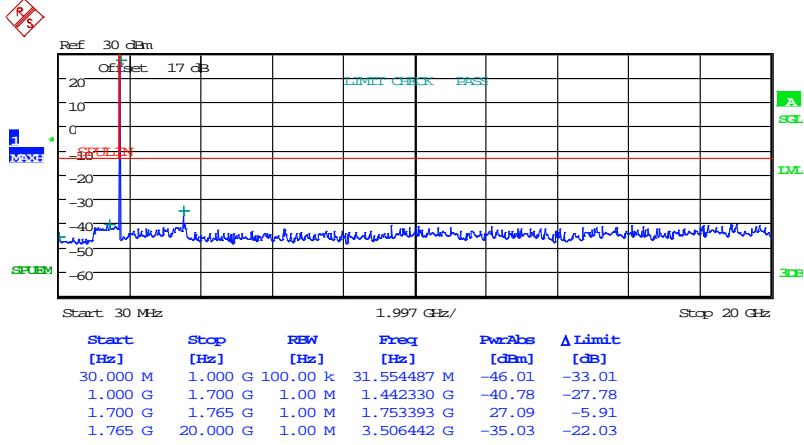
Date: 23.MAY.2024 11:11:50



Date: 23.MAY.2024 11:12:06

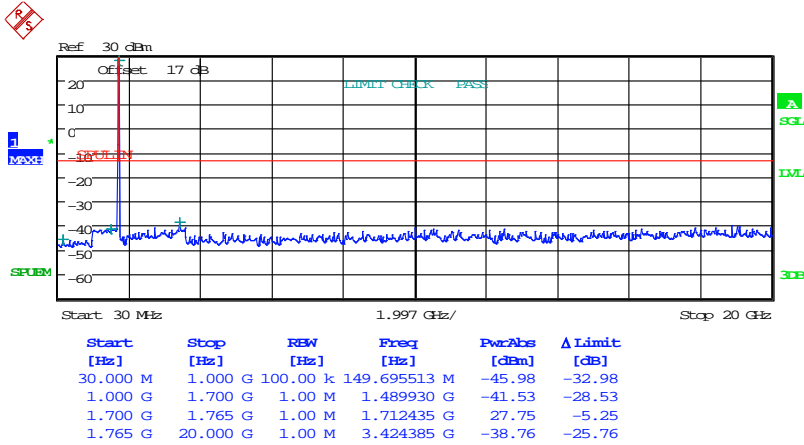


Registration number: W6M22405-23456-C-247
 FCC ID: GX9BUN3



Date: 23.MAY.2024 11:11:24

5 MHz
 QPSK



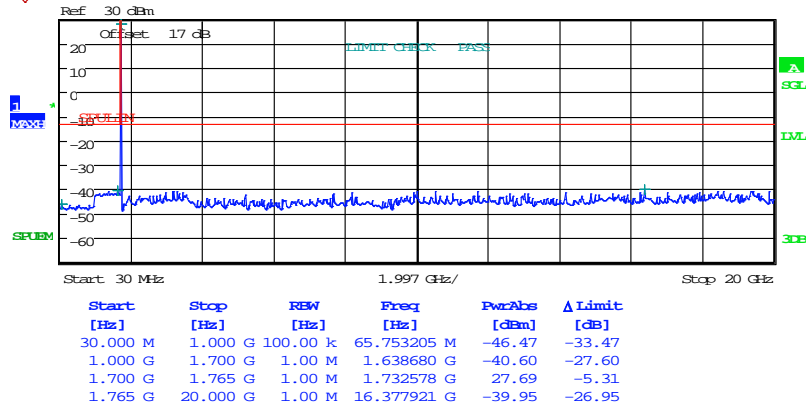
Date: 23.MAY.2024 11:13:17



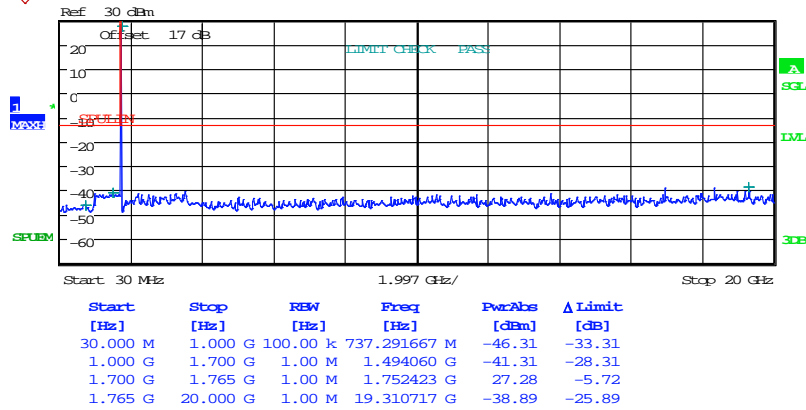
Worldwide Testing Services(Taiwan) Co., Ltd.

Registration number: W6M22405-23456-C-247


FCC ID: GX9BUN3



Date: 23.MAY.2024 11:12:55



Date: 23.MAY.2024 11:13:39



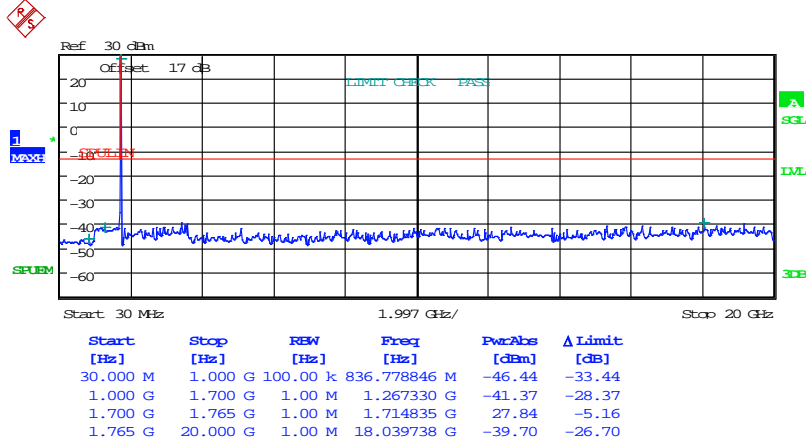
Worldwide Testing Services(Taiwan) Co., Ltd.

Registration number: W6M22405-23456-C-247

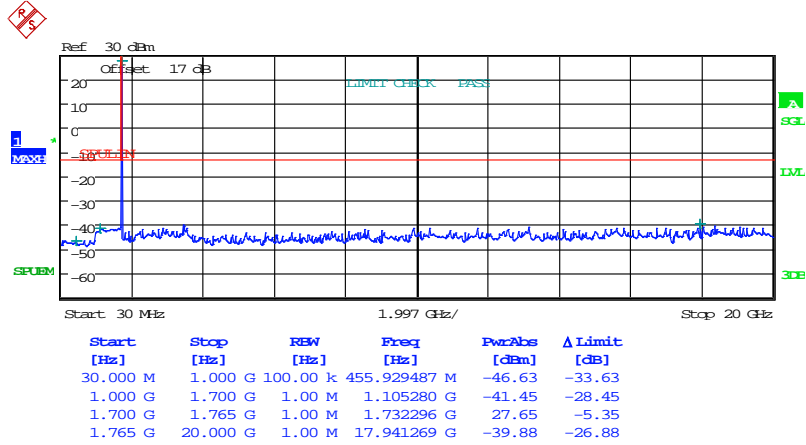
FCC ID: GX9BUN3

10 MHz

QPSK



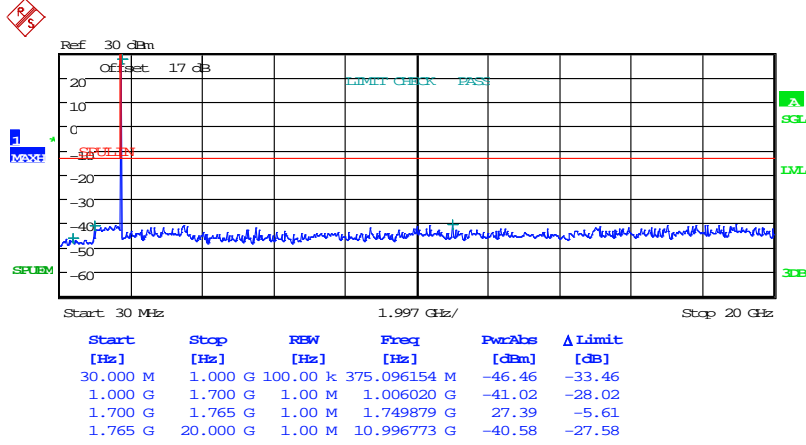
Date: 23.MAY.2024 11:16:59



Date: 23.MAY.2024 11:17:29

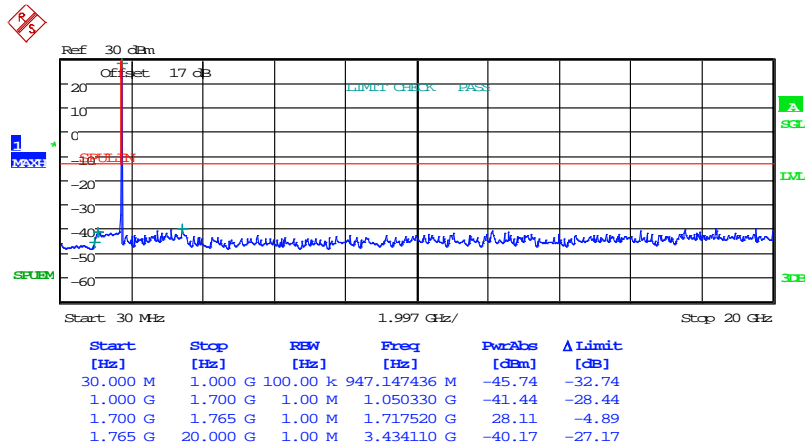


Registration number: W6M22405-23456-C-247
 FCC ID: GX9BUN3



Date: 23.MAY.2024 11:16:44

15 MHz
 QPSK

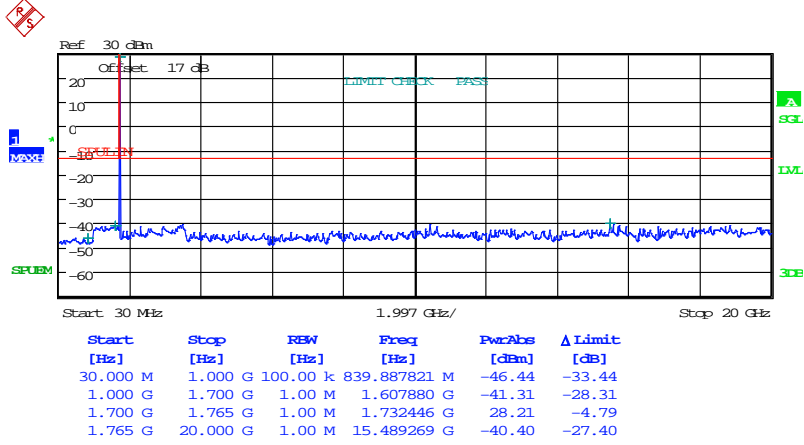


Date: 23.MAY.2024 11:18:44

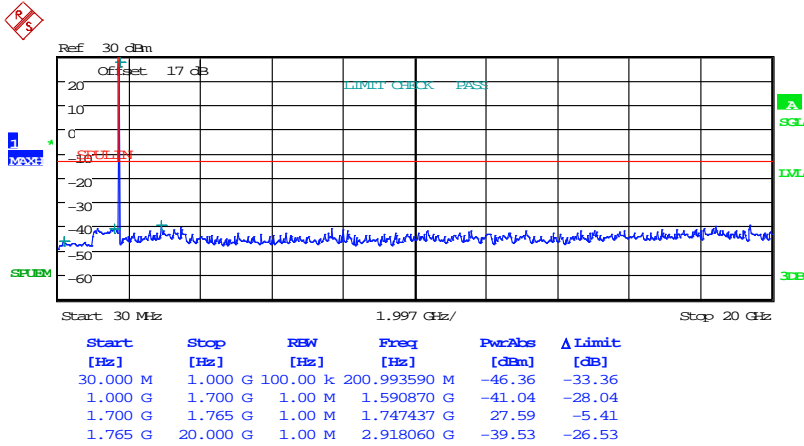


Worldwide Testing Services(Taiwan) Co., Ltd.

Registration number: W6M22405-23456-C-247
 FCC ID: GX9BUN3



Date: 23.MAY.2024 11:18:11



Date: 23.MAY.2024 11:19:24



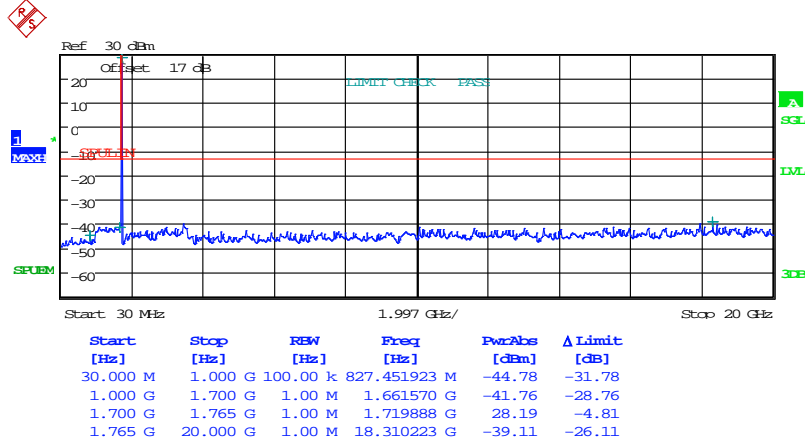
Worldwide Testing Services(Taiwan) Co., Ltd.

Registration number: W6M22405-23456-C-247

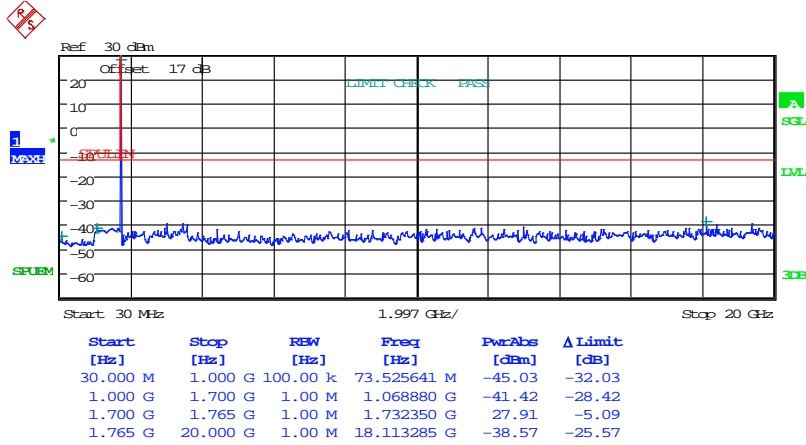
FCC ID: GX9BUN3

20 MHz

QPSK



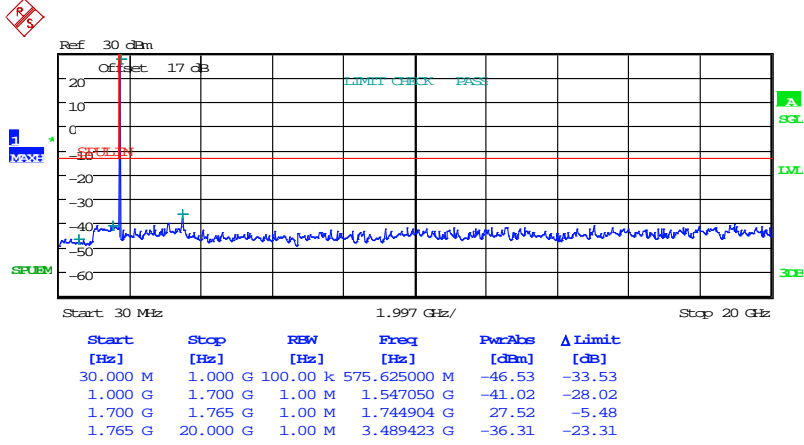
Date: 23.MAY.2024 11:32:52



Date: 23.MAY.2024 11:32:40

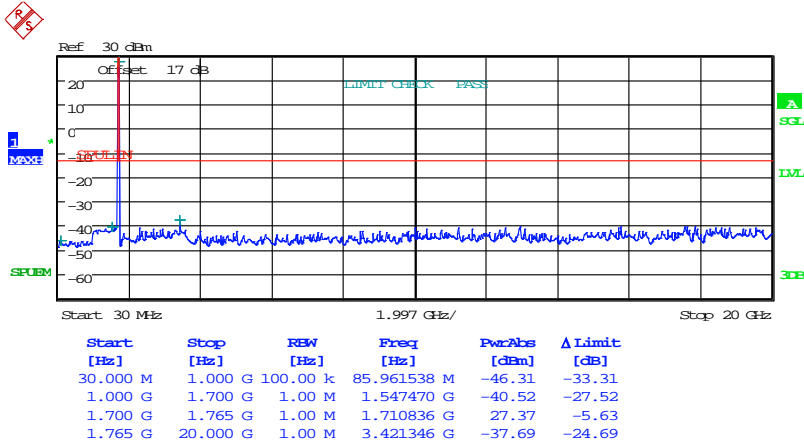


Registration number: W6M22405-23456-C-247
 FCC ID: GX9BUN3



Date: 23.MAY.2024 11:33:29

1.4 MHz
 16QAM

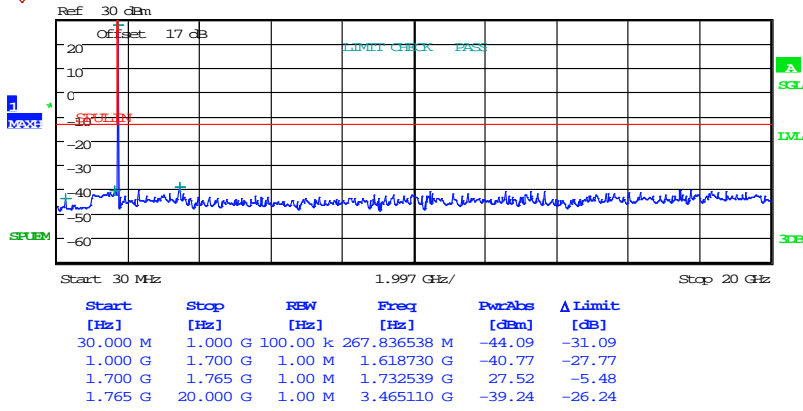


Date: 23.MAY.2024 10:56:56

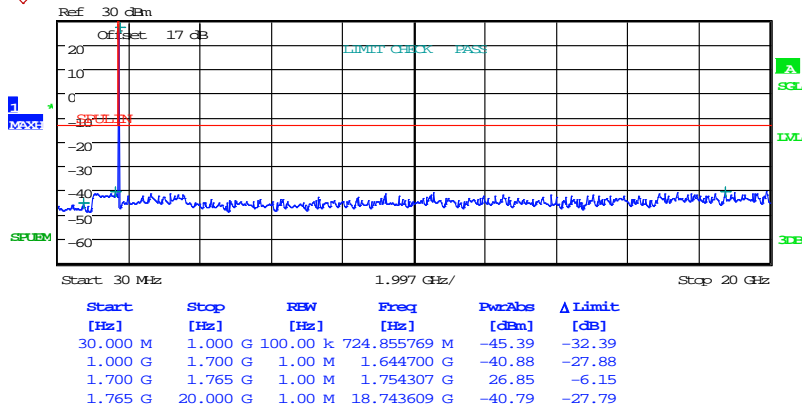


Worldwide Testing Services(Taiwan) Co., Ltd.

Registration number: W6M22405-23456-C-247
 FCC ID: GX9BUN3



Date: 23.MAY.2024 10:57:37



Date: 23.MAY.2024 10:55:42



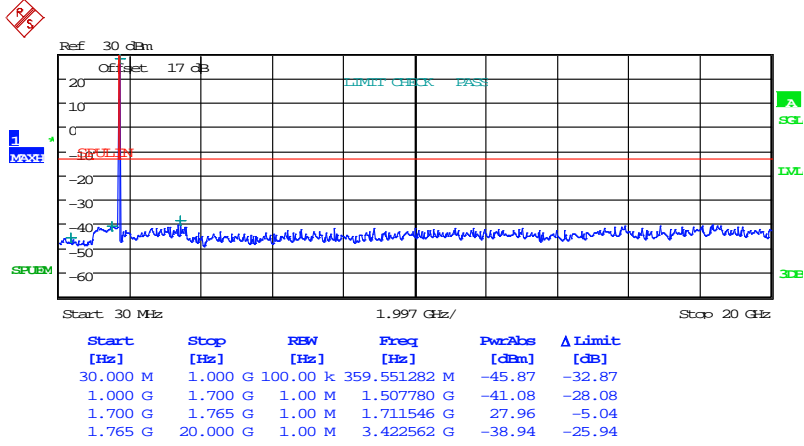
Worldwide Testing Services(Taiwan) Co., Ltd.

Registration number: W6M22405-23456-C-247

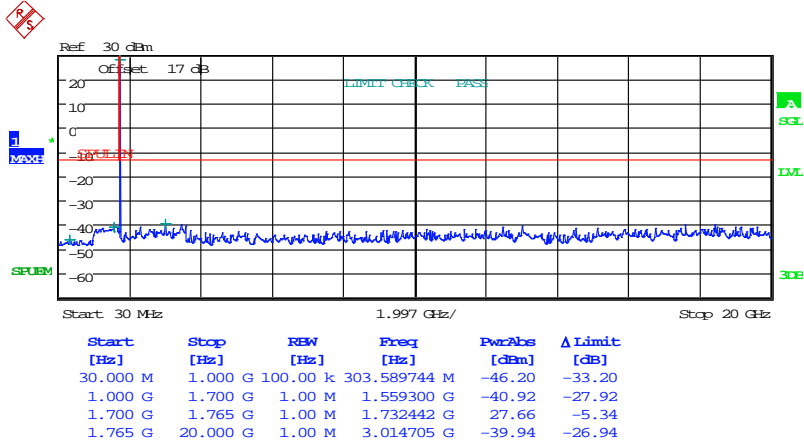
FCC ID: GX9BUN3

3 MHz

16QAM



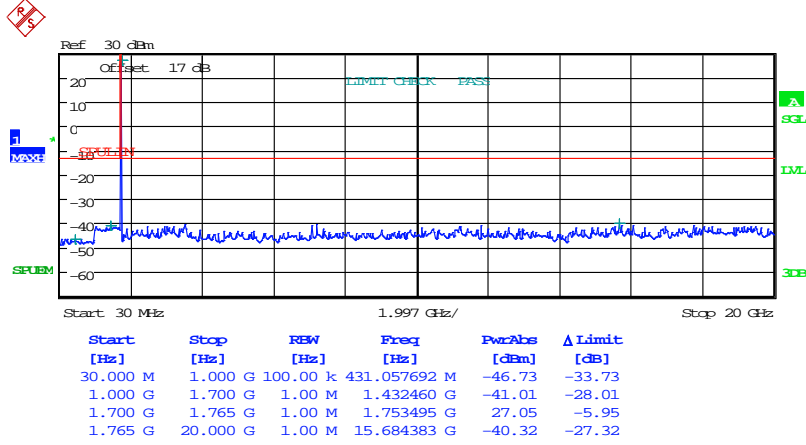
Date: 23.MAY.2024 11:09:51



Date: 23.MAY.2024 10:58:21

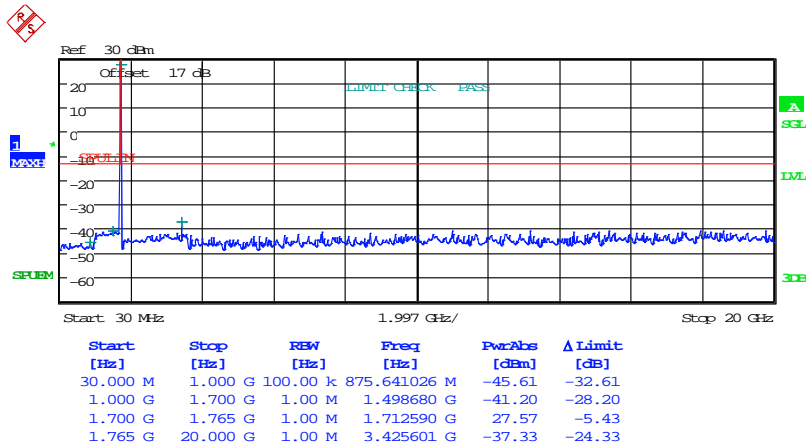


Registration number: W6M22405-23456-C-247
 FCC ID: GX9BUN3



Date: 23.MAY.2024 11:10:34

5 MHz
 16QAM

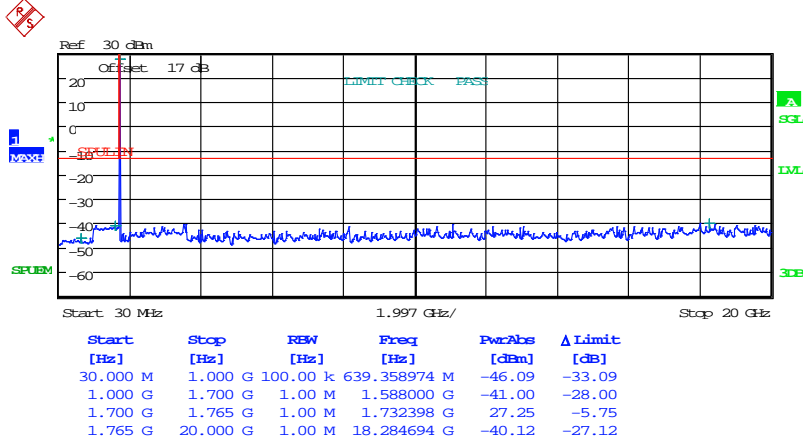


Date: 23.MAY.2024 11:14:34

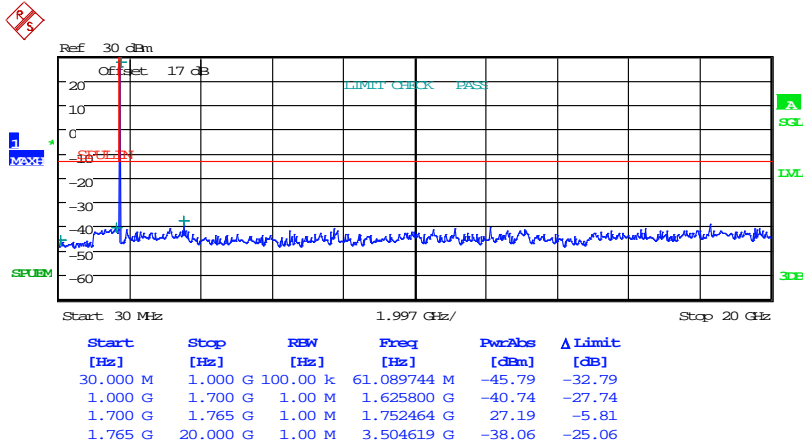


Worldwide Testing Services(Taiwan) Co., Ltd.


Registration number: W6M22405-23456-C-247
 FCC ID: GX9BUN3



Date: 23.MAY.2024 11:14:48



Date: 23.MAY.2024 11:14:04



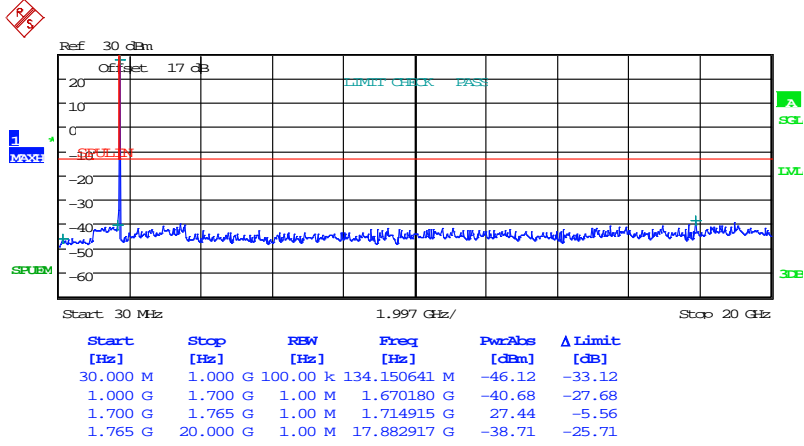
Worldwide Testing Services(Taiwan) Co., Ltd.

Registration number: W6M22405-23456-C-247

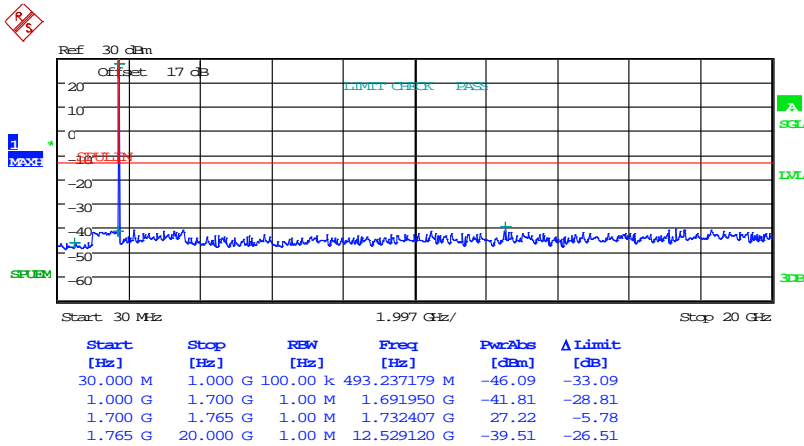
FCC ID: GX9BUN3

10 MHz

16QAM



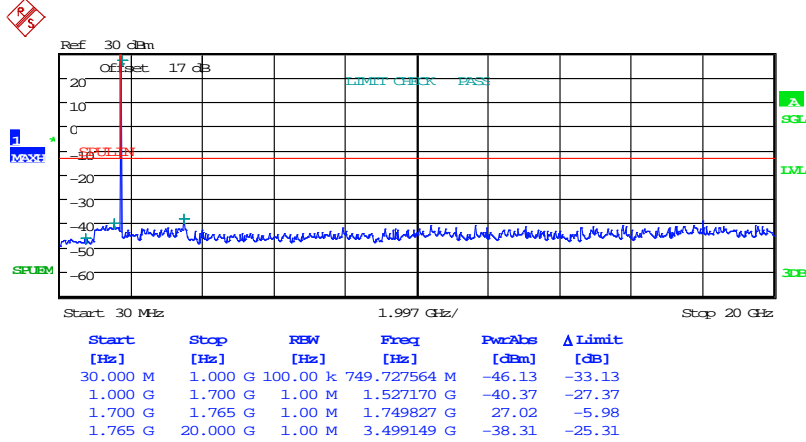
Date: 23.MAY.2024 11:15:41



Date: 23.MAY.2024 11:15:23

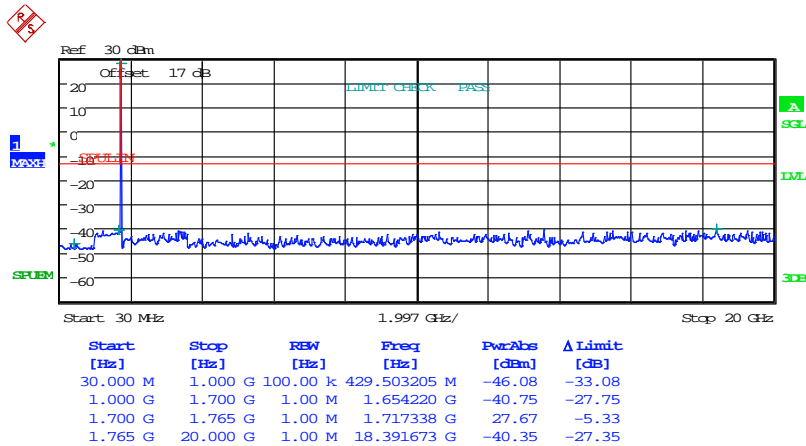


Registration number: W6M22405-23456-C-247
 FCC ID: GX9BUN3



Date: 23.MAY.2024 11:16:03

15 MHz
 16QAM

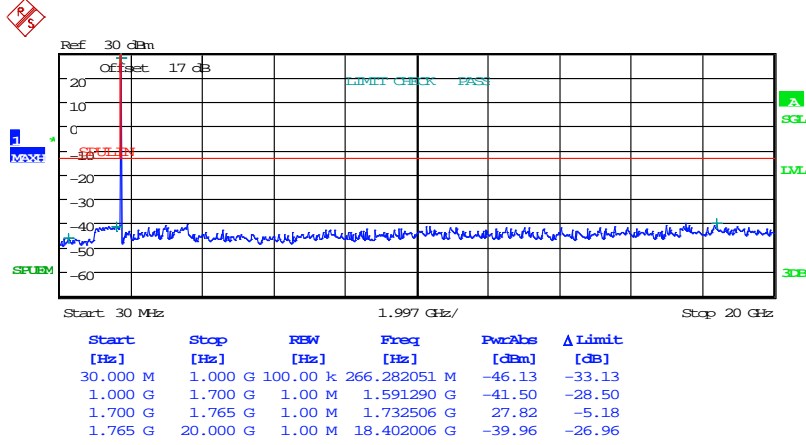


Date: 23.MAY.2024 11:20:03

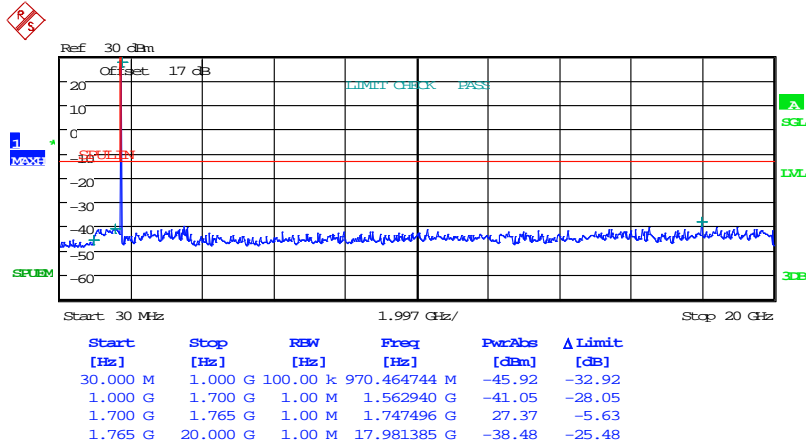


Worldwide Testing Services(Taiwan) Co., Ltd.

Registration number: W6M22405-23456-C-247
 FCC ID: GX9BUN3



Date: 23.MAY.2024 11:20:17



Date: 23.MAY.2024 11:19:49



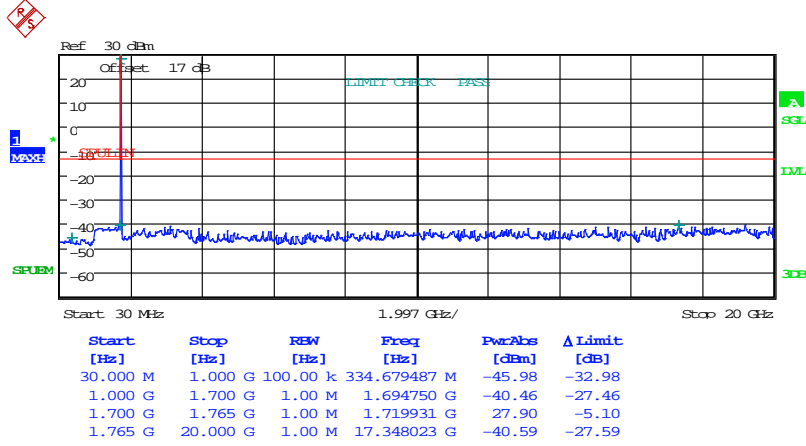
Worldwide Testing Services(Taiwan) Co., Ltd.

Registration number: W6M22405-23456-C-247

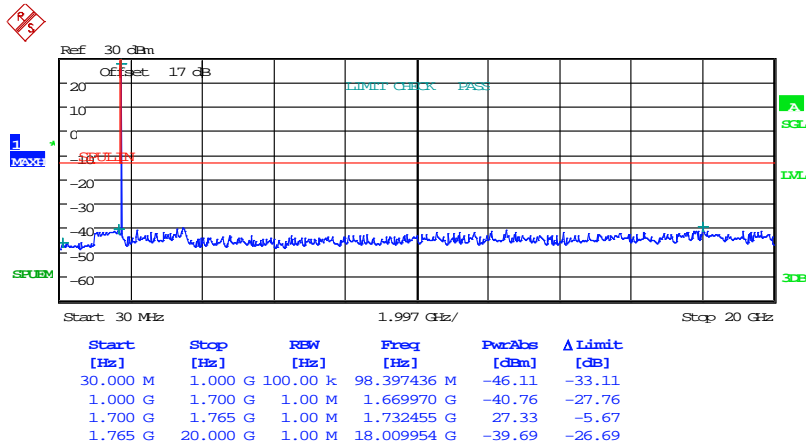
FCC ID: GX9BUN3

20 MHz

16QAM



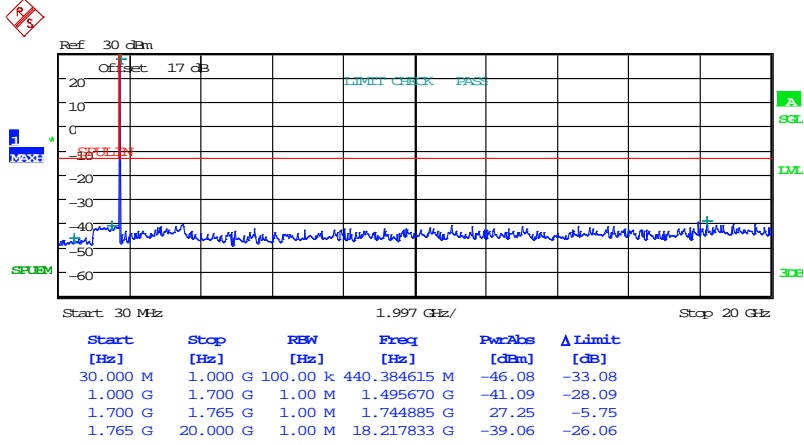
Date: 23.MAY.2024 11:34:49



Date: 23.MAY.2024 11:34:24

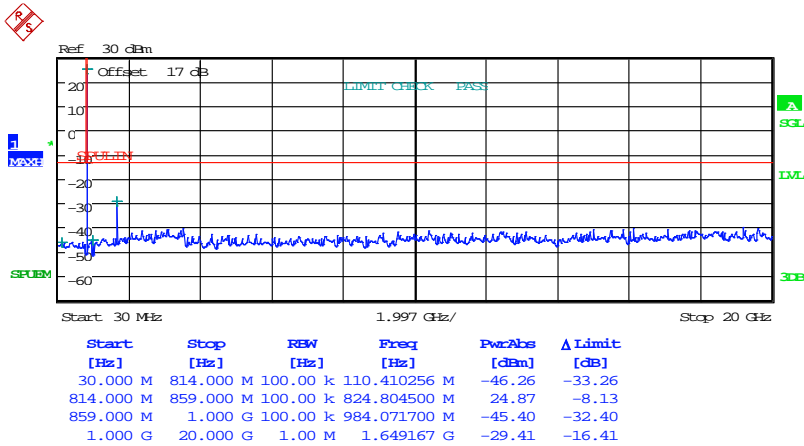


Registration number: W6M22405-23456-C-247
 FCC ID: GX9BUN3




Date: 23.MAY.2024 11:34:00

Band 5
 1.4 MHz
 QPSK

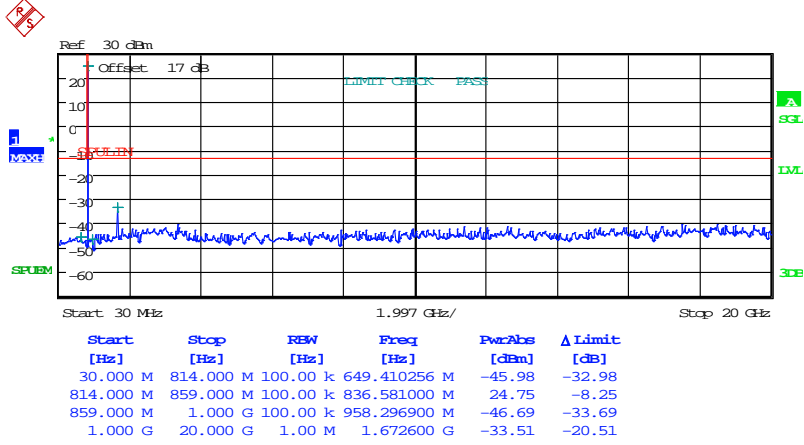


Date: 23.MAY.2024 11:40:31

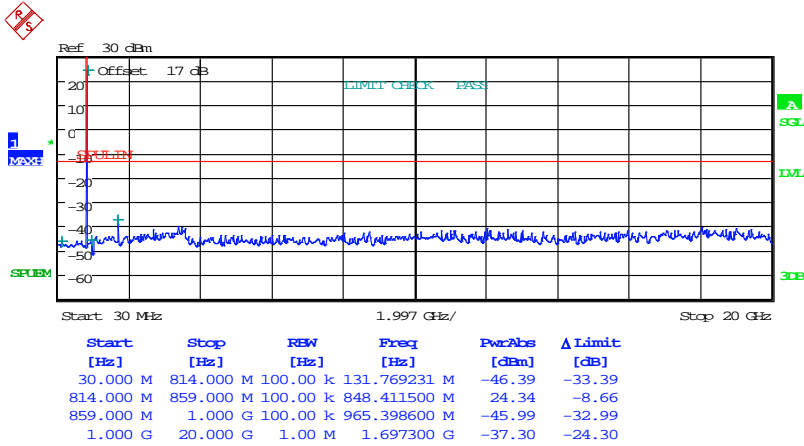


Worldwide Testing Services(Taiwan) Co., Ltd.

Registration number: W6M22405-23456-C-247
 FCC ID: GX9BUN3



Date: 23.MAY.2024 11:40:46



Date: 23.MAY.2024 11:40:09



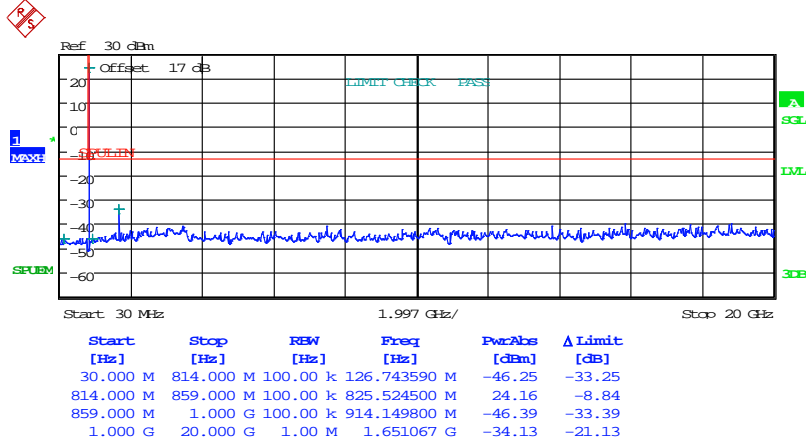
Worldwide Testing Services(Taiwan) Co., Ltd.

Registration number: W6M22405-23456-C-247

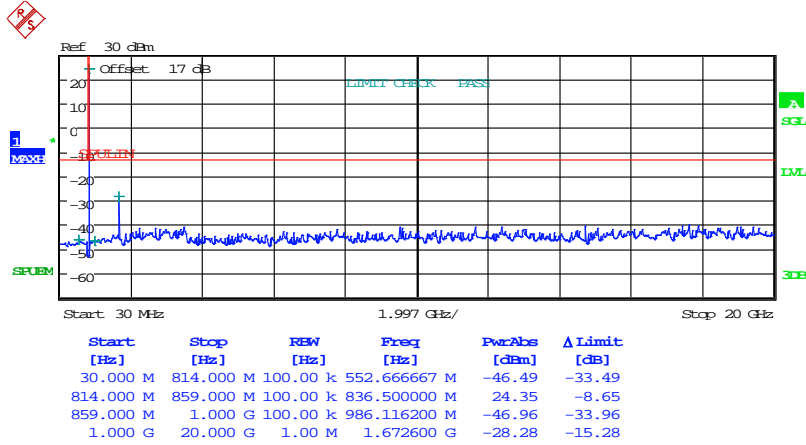
FCC ID: GX9BUN3

3 MHz

QPSK



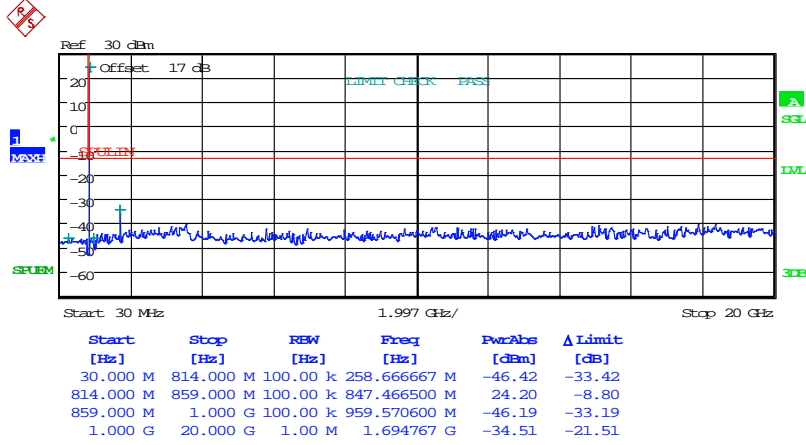
Date: 23.MAY.2024 11:41:56



Date: 23.MAY.2024 11:41:24

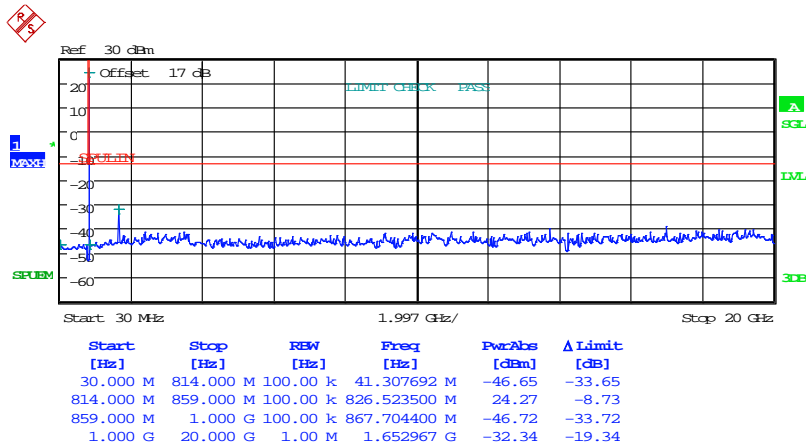


Registration number: W6M22405-23456-C-247
 FCC ID: GX9BUN3




Date: 23.MAY.2024 11:42:20

5 MHz
 QPSK

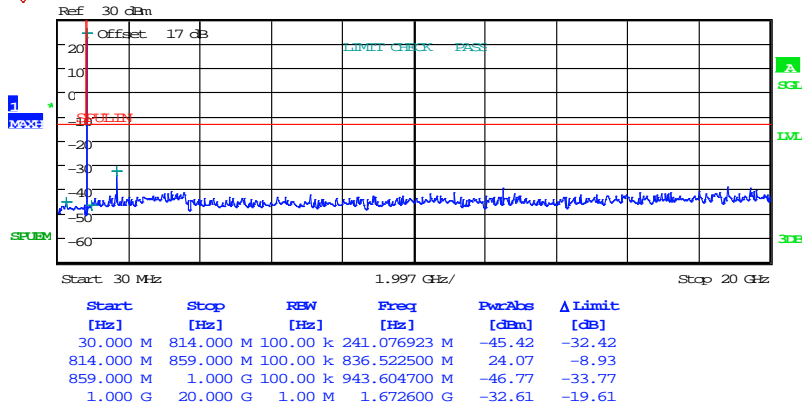


Date: 23.MAY.2024 11:47:22

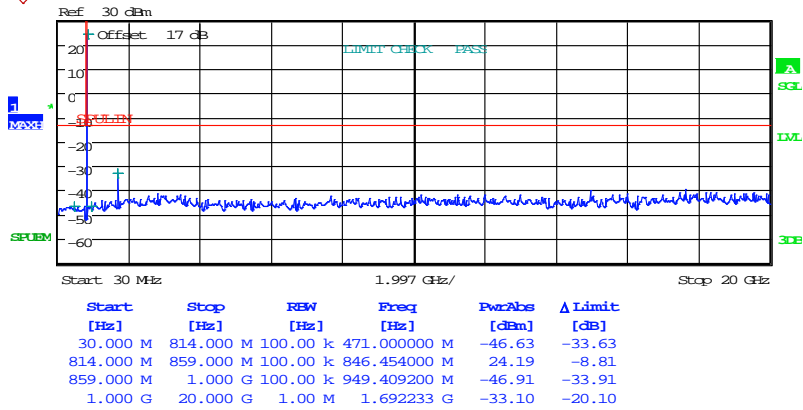


Worldwide Testing Services(Taiwan) Co., Ltd.

Registration number: W6M22405-23456-C-247
 FCC ID: GX9BUN3



Date: 23.MAY.2024 11:47:53



Date: 23.MAY.2024 11:47:03



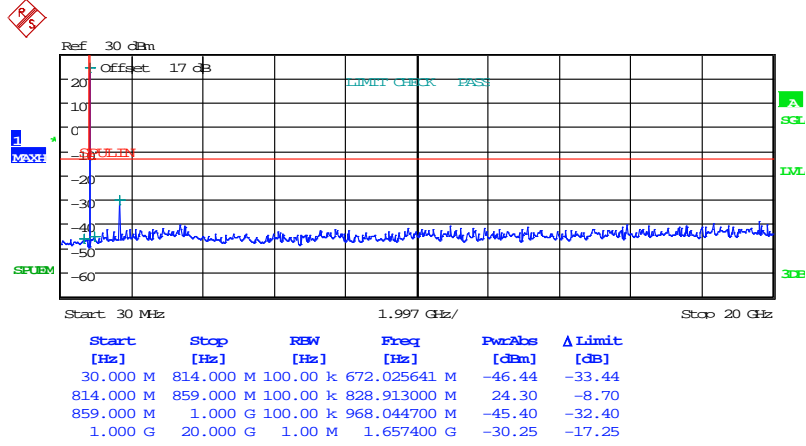
Worldwide Testing Services(Taiwan) Co., Ltd.

Registration number: W6M22405-23456-C-247

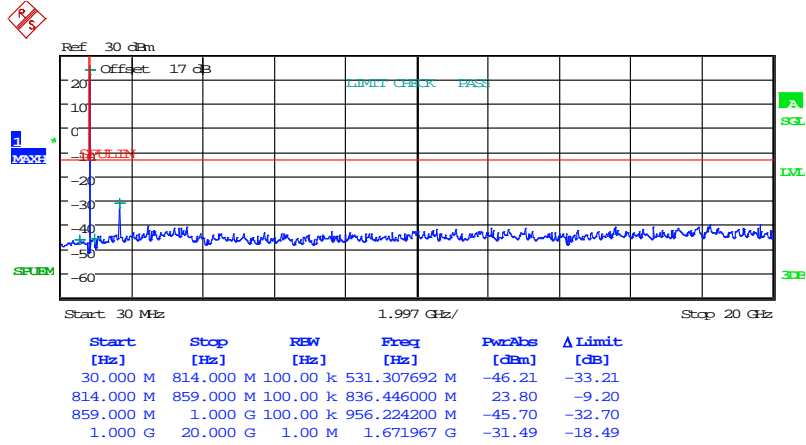
FCC ID: GX9BUN3

10 MHz

QPSK



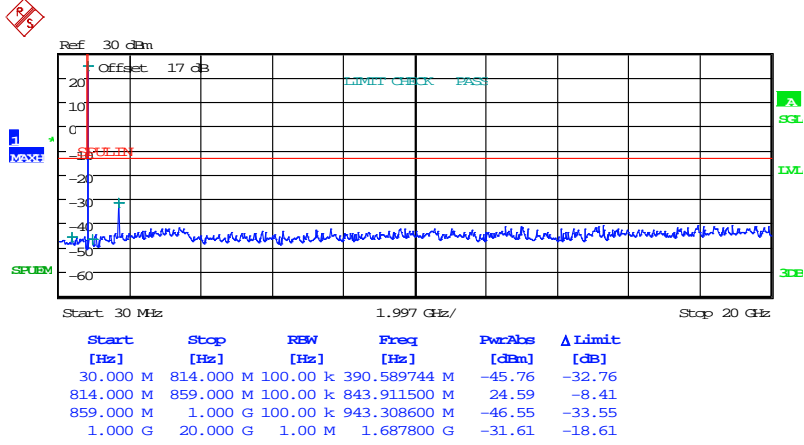
Date: 23.MAY.2024 11:49:32



Date: 23.MAY.2024 11:48:54

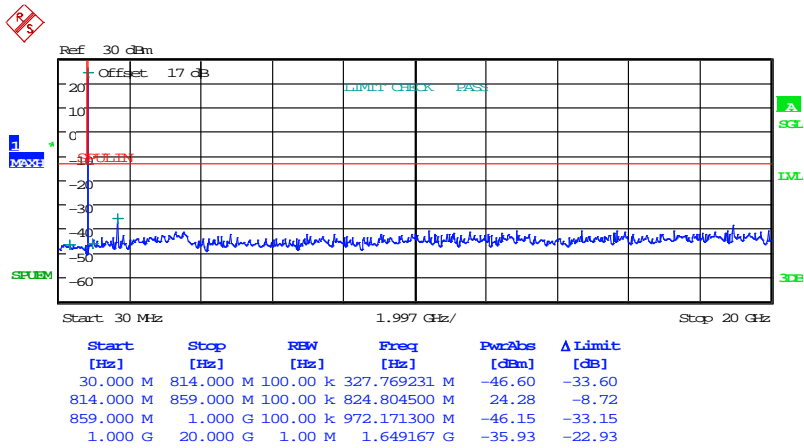


Registration number: W6M22405-23456-C-247
 FCC ID: GX9BUN3




Date: 23.MAY.2024 11:49:54

1.4 MHz
 16QAM

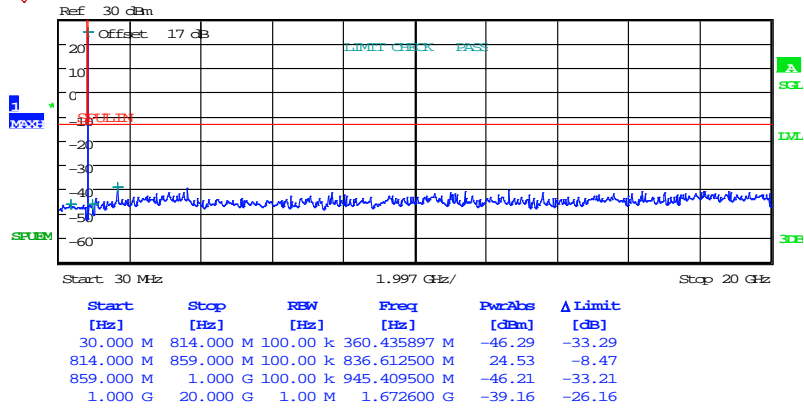


Date: 23.MAY.2024 11:37:53

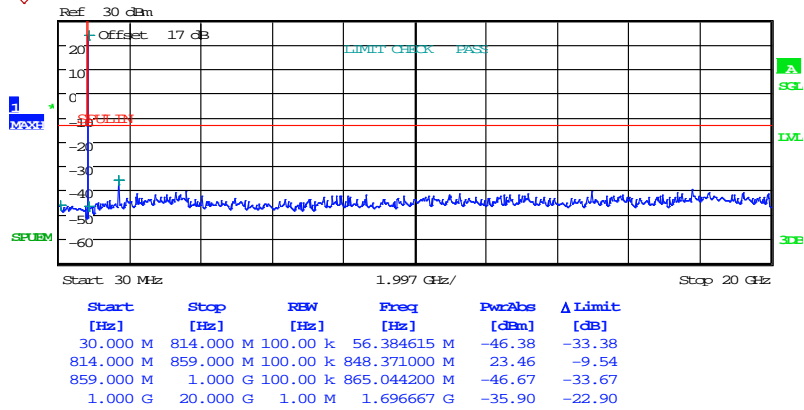


Worldwide Testing Services(Taiwan) Co., Ltd.

Registration number: W6M22405-23456-C-247
 FCC ID: GX9BUN3



Date: 23.MAY.2024 11:38:10



Date: 23.MAY.2024 11:39:42



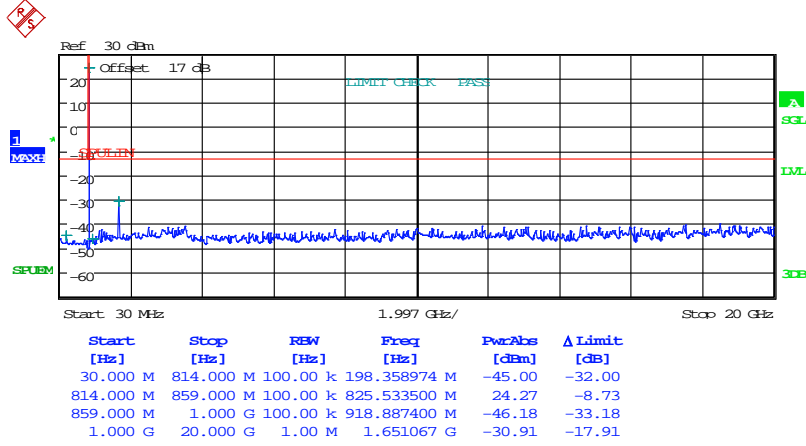
Worldwide Testing Services(Taiwan) Co., Ltd.

Registration number: W6M22405-23456-C-247

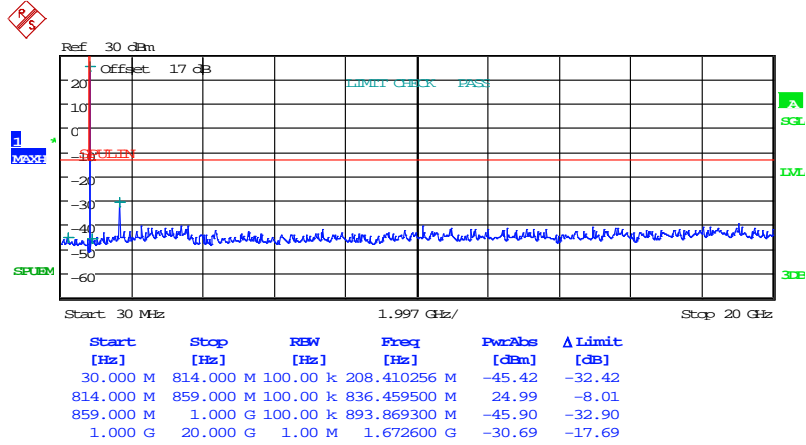
FCC ID: GX9BUN3

3 MHz

16QAM



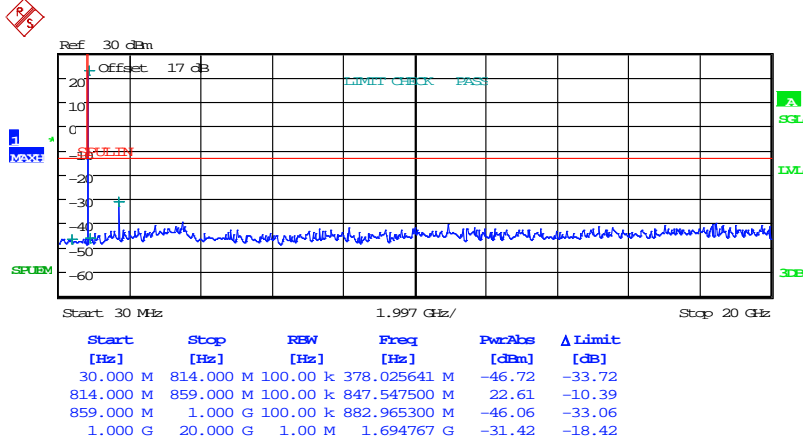
Date: 23.MAY.2024 11:43:45



Date: 23.MAY.2024 11:44:00

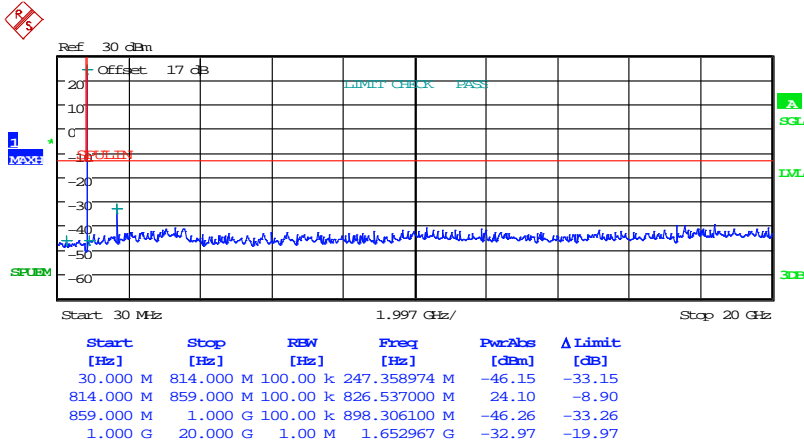


Registration number: W6M22405-23456-C-247
 FCC ID: GX9BUN3



Date: 23.MAY.2024 11:43:25

5 MHz
 16QAM

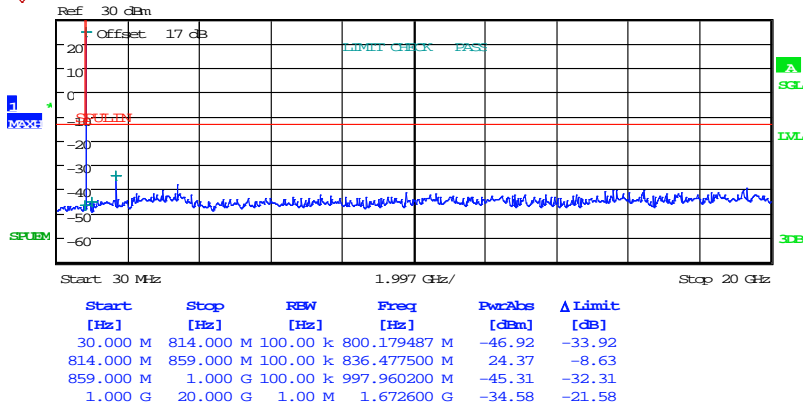


Date: 23.MAY.2024 11:44:52

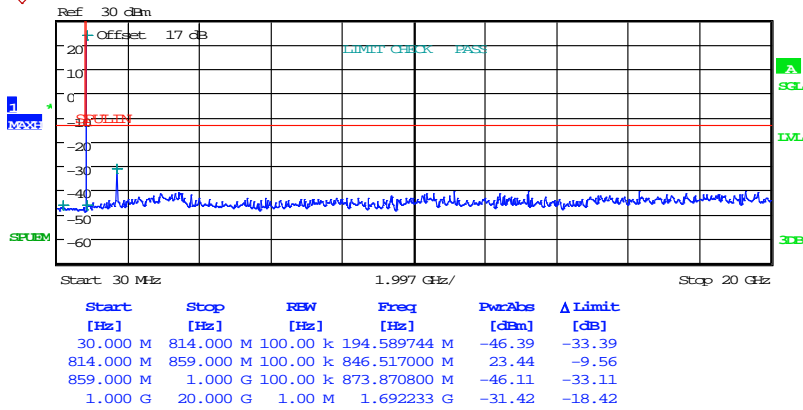


Worldwide Testing Services(Taiwan) Co., Ltd.

Registration number: W6M22405-23456-C-247
 FCC ID: GX9BUN3



Date: 23.MAY.2024 11:44:36

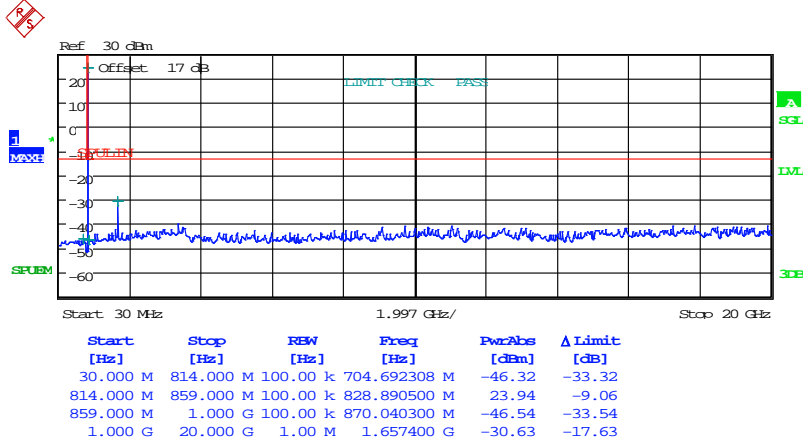


Date: 23.MAY.2024 11:45:12

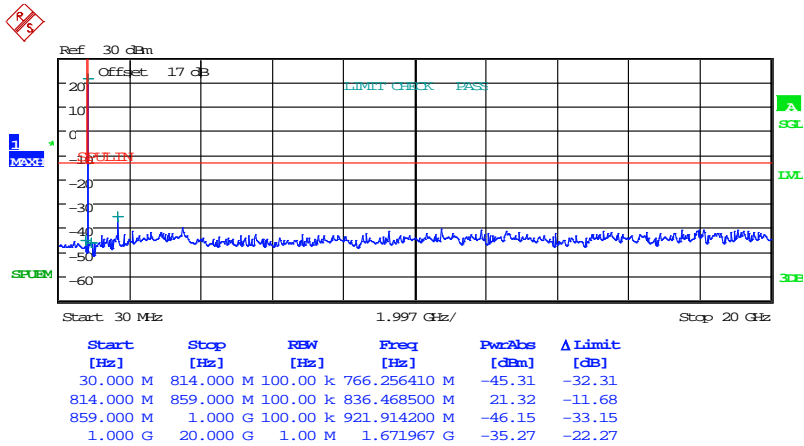


Worldwide Testing Services(Taiwan) Co., Ltd.

Registration number: W6M22405-23456-C-247
 FCC ID: GX9BUN3
 10 MHz
 16QAM



Date: 23.MAY.2024 11:51:09

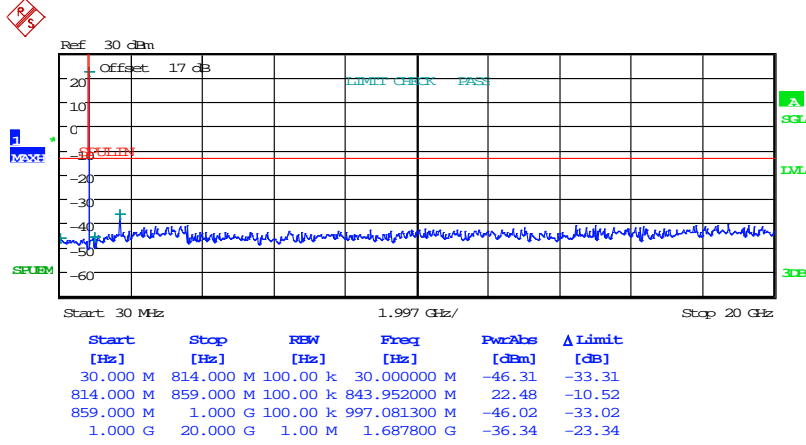


Date: 23.MAY.2024 11:51:55



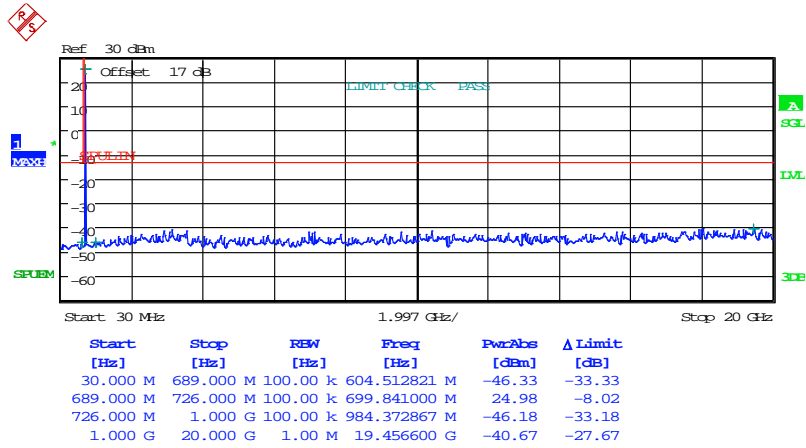
Worldwide Testing Services(Taiwan) Co., Ltd.

Registration number: W6M22405-23456-C-247
 FCC ID: GX9BUN3



Date: 23.MAY.2024 11:50:33

Band 12
 1.4 MHz
 QPSK

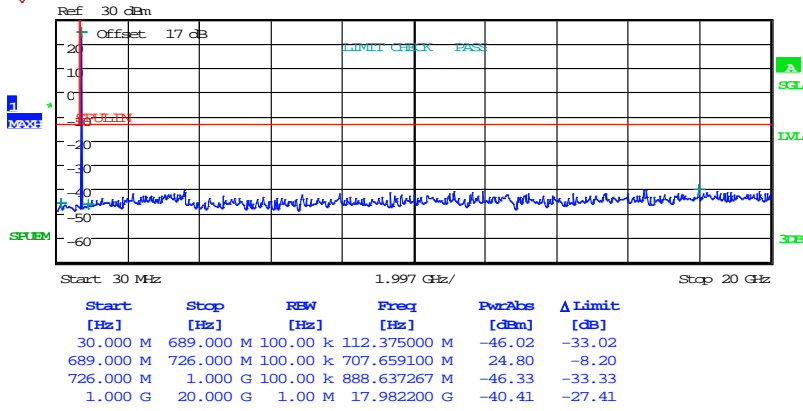


Date: 23.MAY.2024 13:14:20

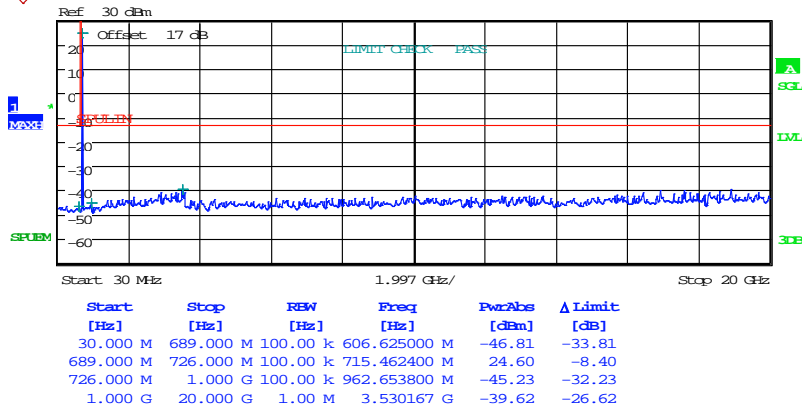


Worldwide Testing Services(Taiwan) Co., Ltd.

Registration number: W6M22405-23456-C-247
 FCC ID: GX9BUN3



Date: 23.MAY.2024 13:15:25



Date: 23.MAY.2024 13:14:49



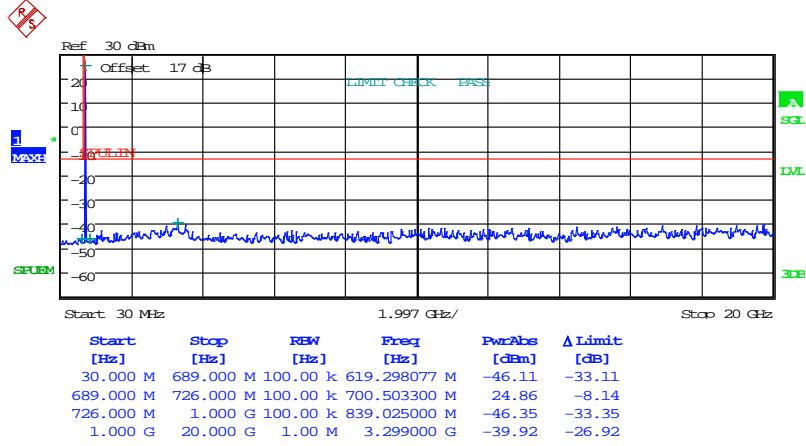
Worldwide Testing Services(Taiwan) Co., Ltd.

Registration number: W6M22405-23456-C-247

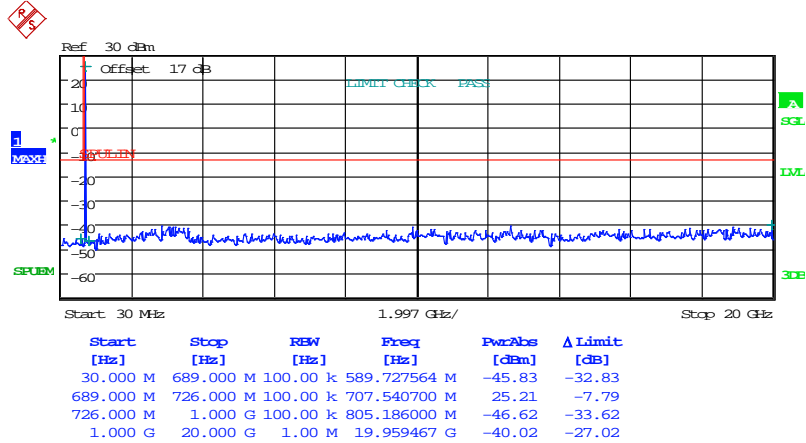
FCC ID: GX9BUN3

3 MHz

QPSK



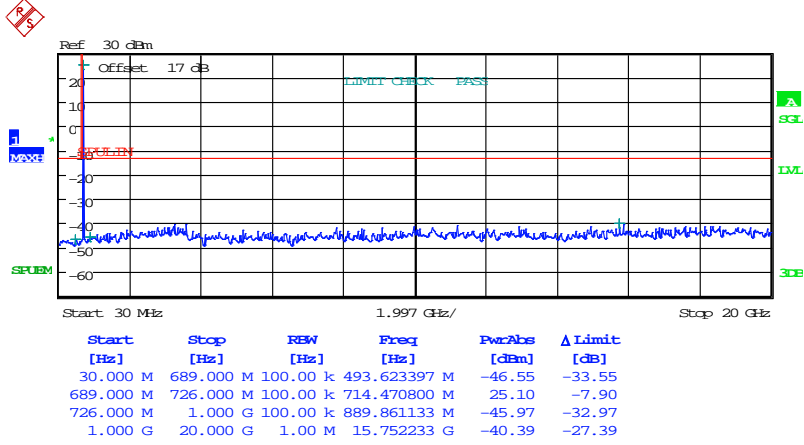
Date: 23.MAY.2024 13:16:16



Date: 23.MAY.2024 13:15:59

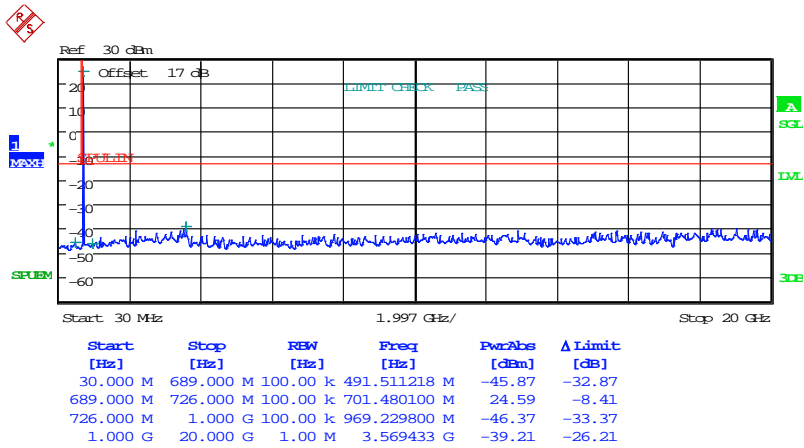


Registration number: W6M22405-23456-C-247
 FCC ID: GX9BUN3




Date: 23.MAY.2024 13:16:34

5 MHz
 QPSK



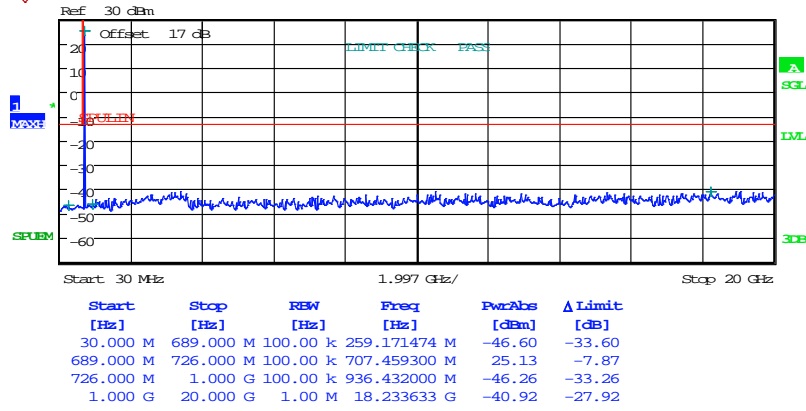
Date: 23.MAY.2024 13:24:39



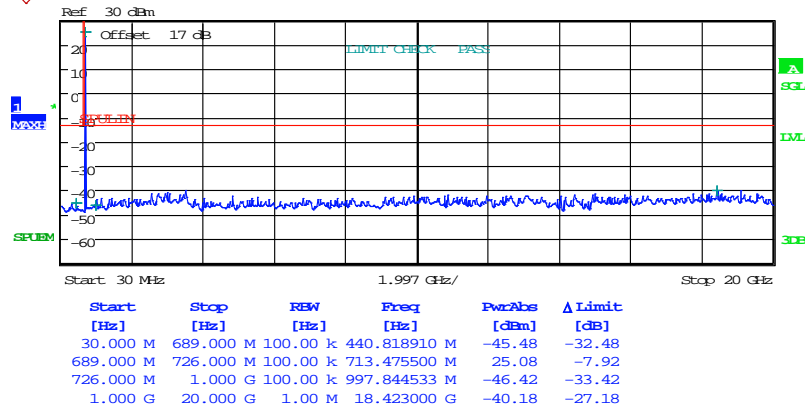
Worldwide Testing Services(Taiwan) Co., Ltd.

Registration number: W6M22405-23456-C-247

FCC ID: GX9BUN3



Date: 23.MAY.2024 13:23:54

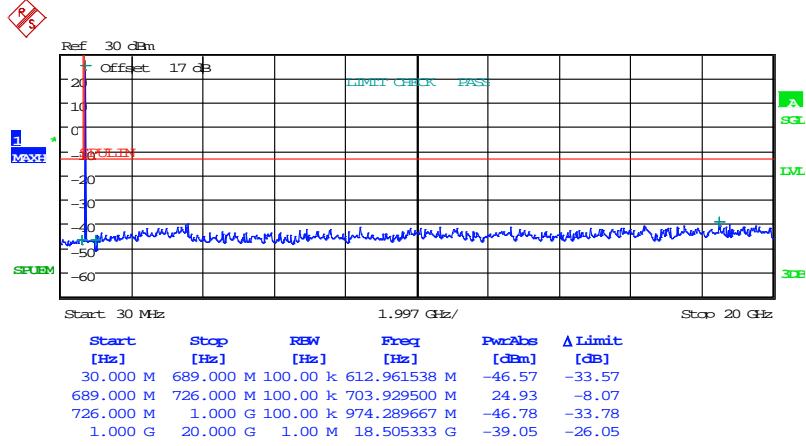


Date: 23.MAY.2024 13:23:38

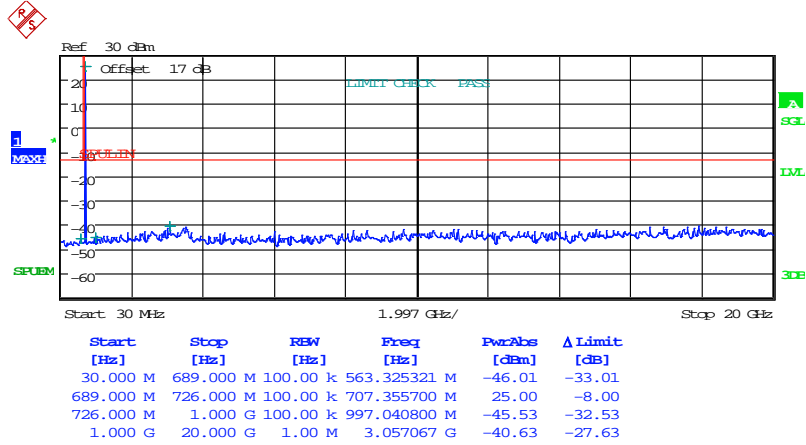


Worldwide Testing Services(Taiwan) Co., Ltd.

Registration number: W6M22405-23456-C-247
 FCC ID: GX9BUN3
 10 MHz
 QPSK



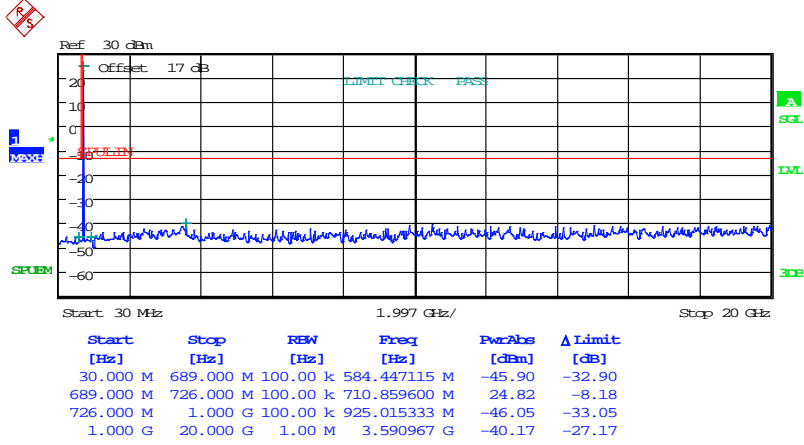
Date: 23.MAY.2024 13:31:46



Date: 23.MAY.2024 13:31:22

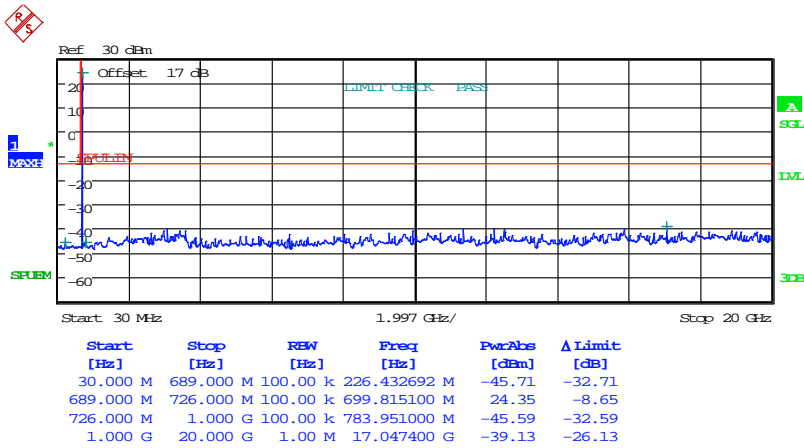


Registration number: W6M22405-23456-C-247
 FCC ID: GX9BUN3



Date: 23.MAY.2024 13:32:17

1.4 MHz
 16QAM

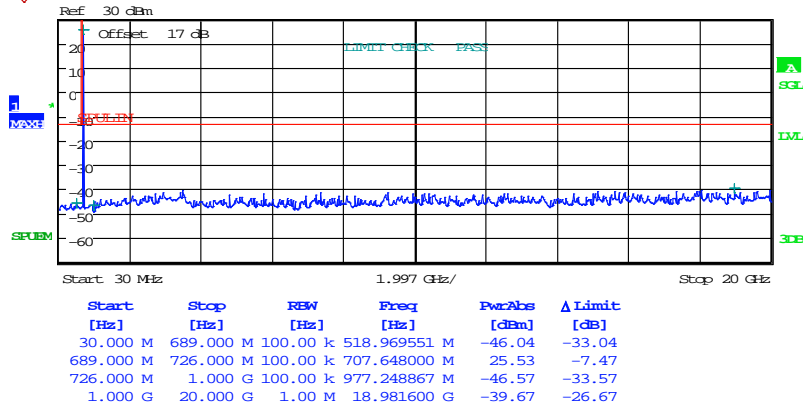


Date: 23.MAY.2024 13:13:43

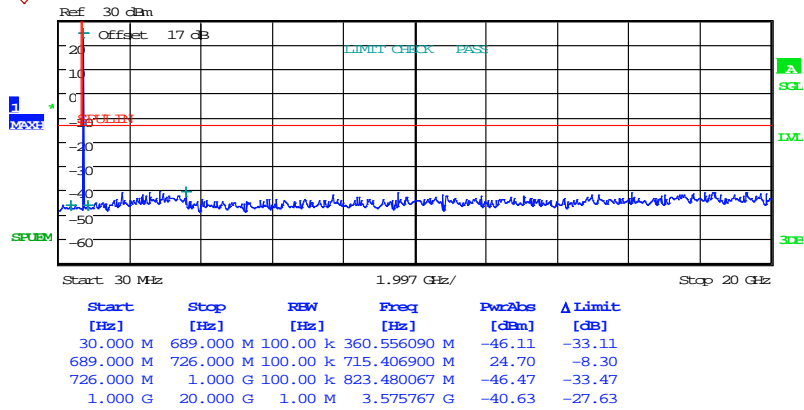


Worldwide Testing Services(Taiwan) Co., Ltd.

Registration number: W6M22405-23456-C-247
 FCC ID: GX9BUN3



Date: 23.MAY.2024 13:13:19



Date: 23.MAY.2024 13:12:59



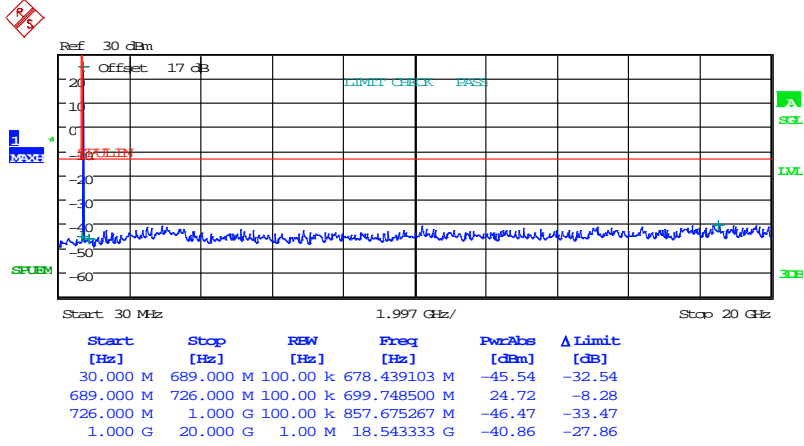
Worldwide Testing Services(Taiwan) Co., Ltd.

Registration number: W6M22405-23456-C-247

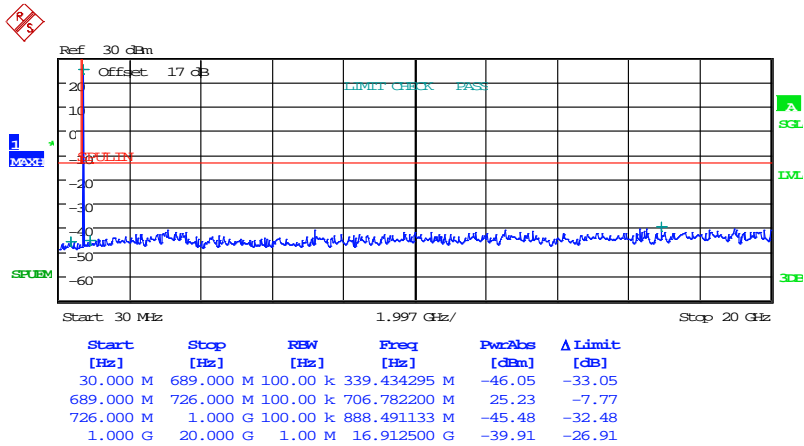
FCC ID: GX9BUN3

3 MHz

16QAM



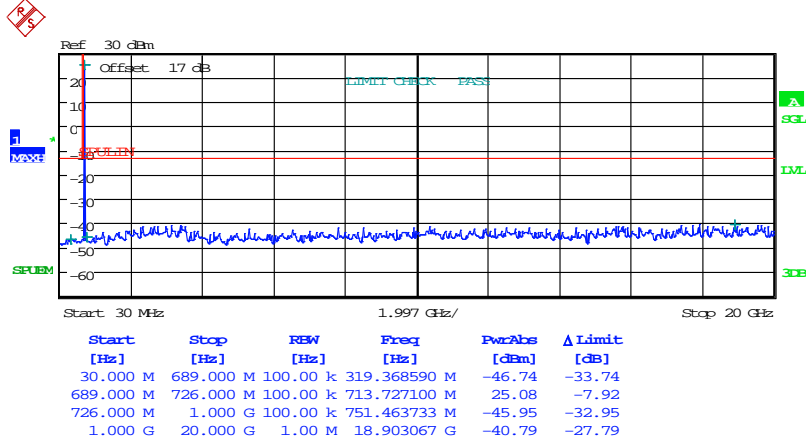
Date: 23.MAY.2024 13:17:29



Date: 23.MAY.2024 13:17:45

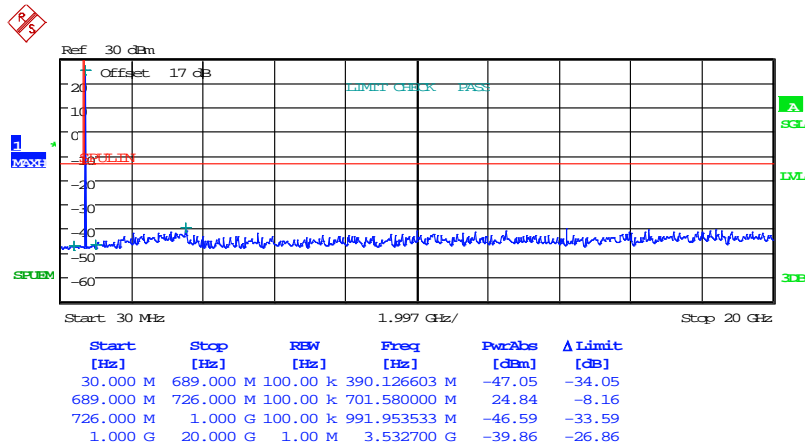


Registration number: W6M22405-23456-C-247
 FCC ID: GX9BUN3



Date: 23.MAY.2024 13:17:12

5 MHz
 16QAM

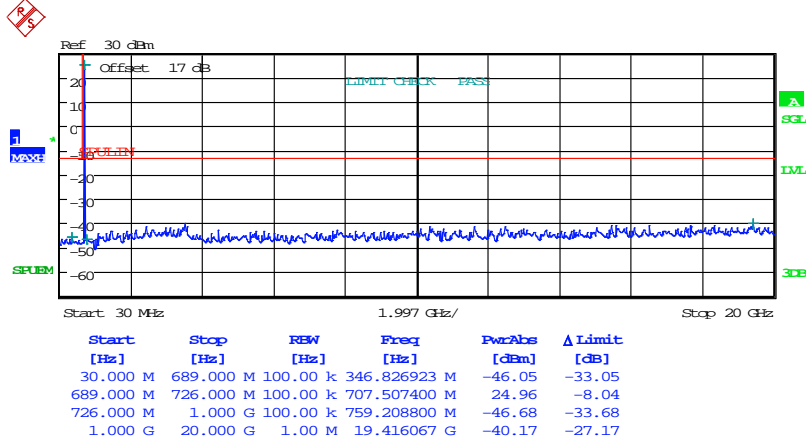


Date: 23.MAY.2024 13:21:59

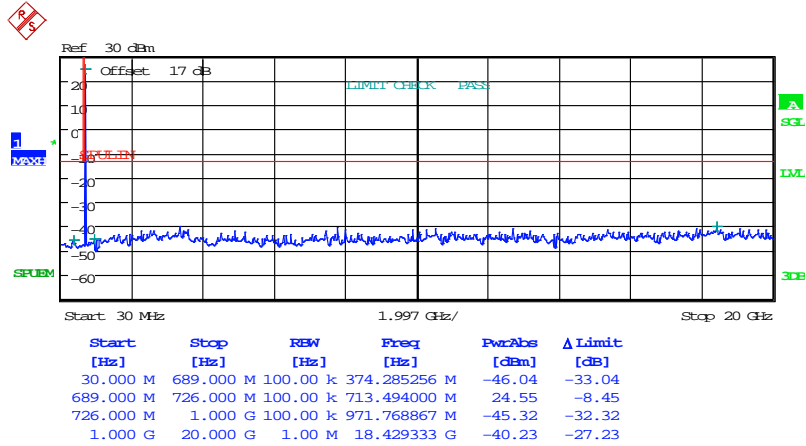


Worldwide Testing Services(Taiwan) Co., Ltd.

Registration number: W6M22405-23456-C-247
 FCC ID: GX9BUN3



Date: 23.MAY.2024 13:19:10



Date: 23.MAY.2024 13:22:38



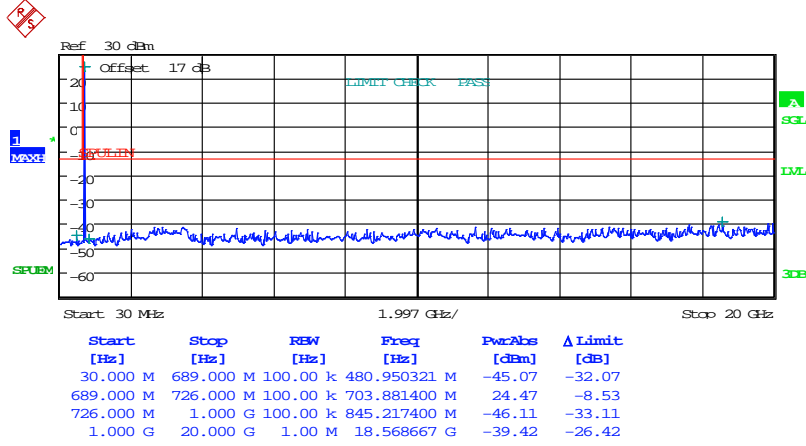
Worldwide Testing Services(Taiwan) Co., Ltd.

Registration number: W6M22405-23456-C-247

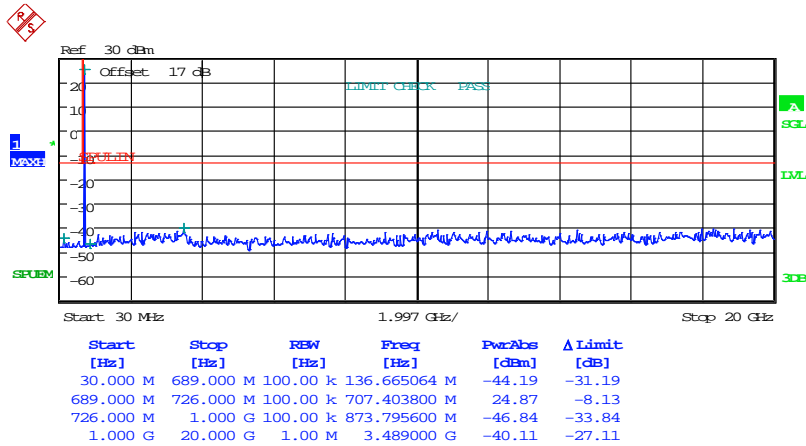
FCC ID: GX9BUN3

10 MHz

16QAM



Date: 23.MAY.2024 13:33:16

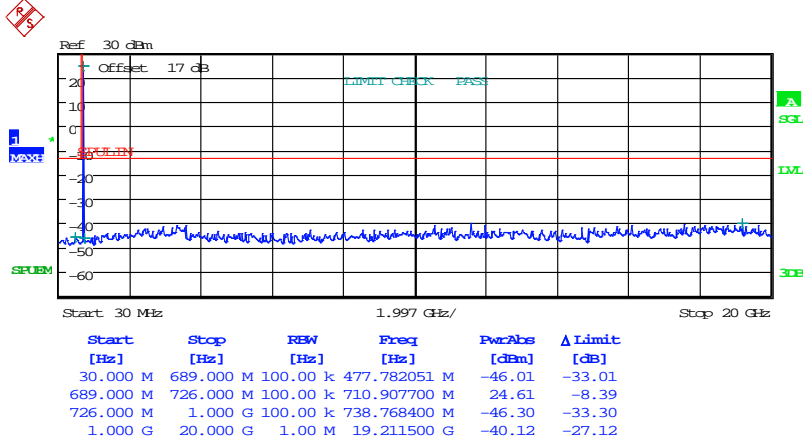


Date: 23.MAY.2024 13:35:10



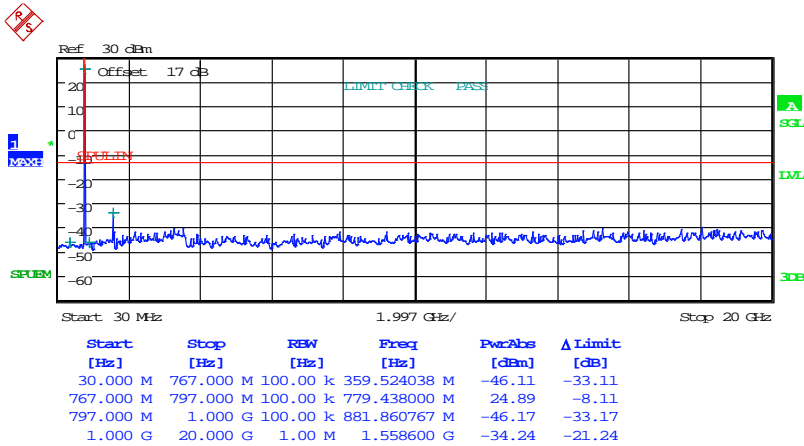
Worldwide Testing Services(Taiwan) Co., Ltd.

Registration number: W6M22405-23456-C-247
 FCC ID: GX9BUN3



Date: 23.MAY.2024 13:32:46

Band 13
 5 MHz
 QPSK

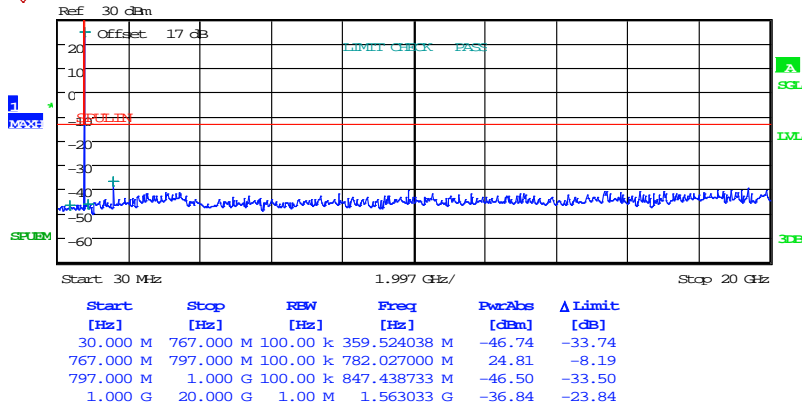


Date: 23.MAY.2024 13:44:21

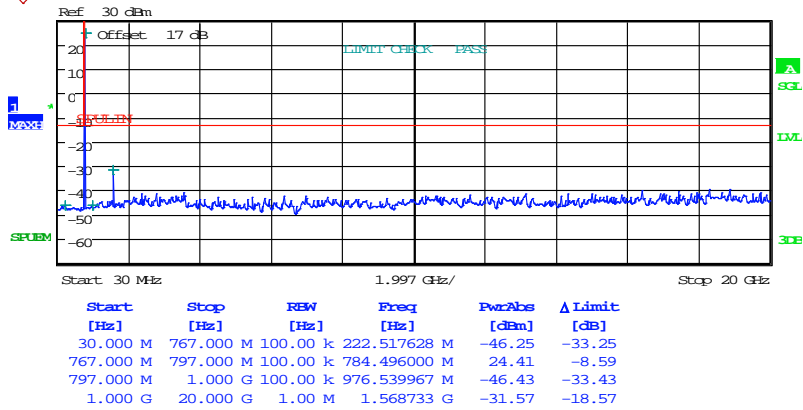


Worldwide Testing Services(Taiwan) Co., Ltd.

Registration number: W6M22405-23456-C-247
 FCC ID: GX9BUN3



Date: 23.MAY.2024 13:44:03

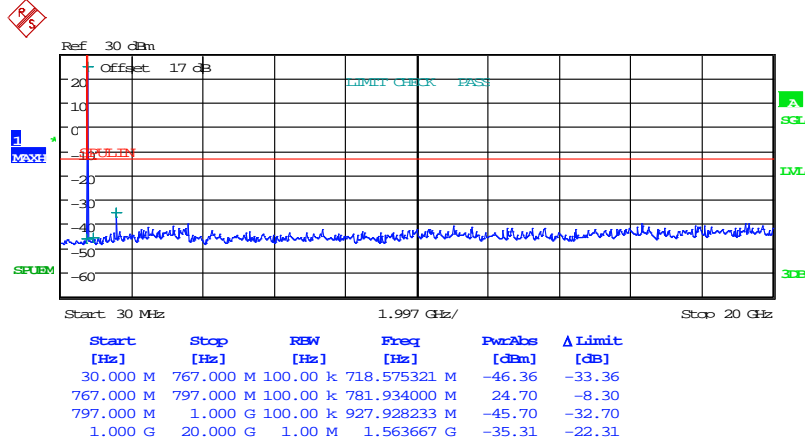


Date: 23.MAY.2024 13:44:42



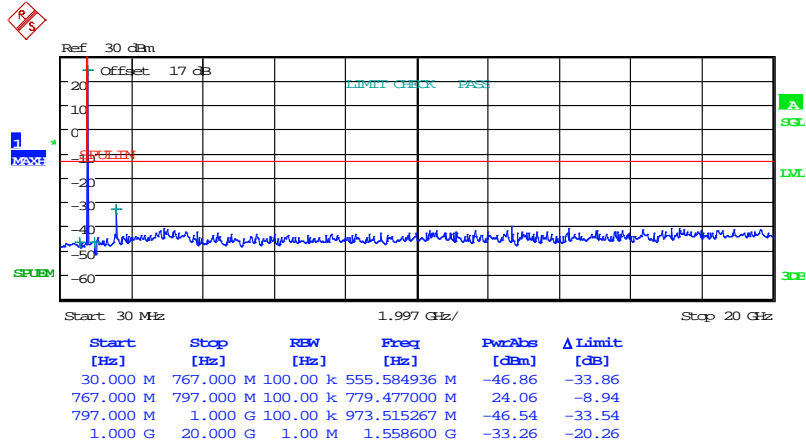
Worldwide Testing Services(Taiwan) Co., Ltd.

Registration number: W6M22405-23456-C-247
 FCC ID: GX9BUN3
 10 MHz
 QPSK



Date: 23.MAY.2024 13:40:27

5 MHz
 16QAM

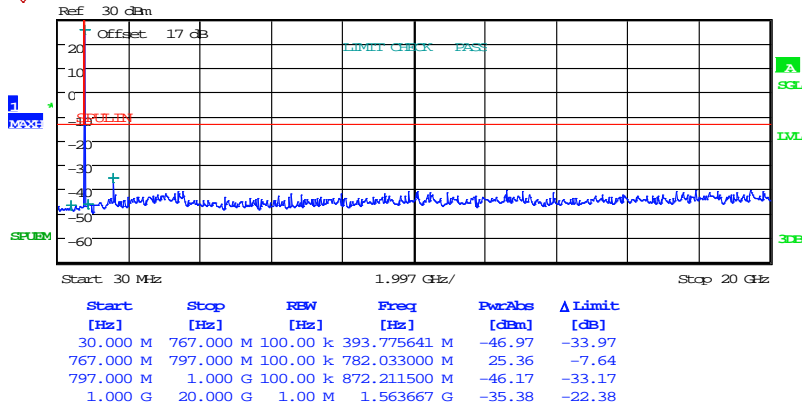


Date: 23.MAY.2024 13:46:22

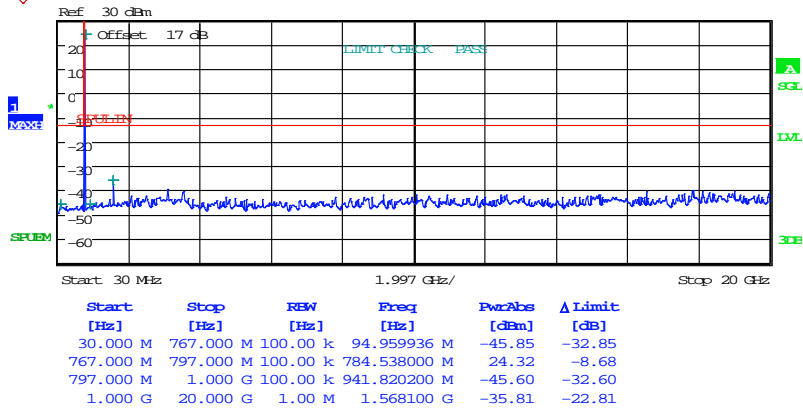


Worldwide Testing Services(Taiwan) Co., Ltd.

Registration number: W6M22405-23456-C-247
 FCC ID: GX9BUN3



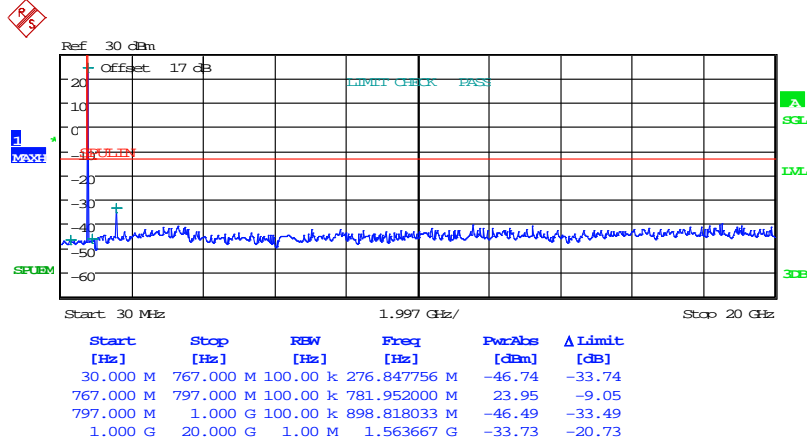
Date: 23.MAY.2024 13:46:03



Date: 23.MAY.2024 13:45:38



Registration number: W6M22405-23456-C-247
 FCC ID: GX9BUN3
 10 MHz
 16QAM



Date: 23.MAY.2024 13:49:16


7.3 Explanation of test result

All factors like cable loss and external attenuation etc. are already included in the provided measurement results. This is done by using validated test software and calibrated test system according the accreditation requirements.

7.4 Calculation of Limit for Spurious at Antenna Terminals

Compliance with § 22.917, §24.238, §27.53 requires that any emission be attenuated below the transmitter power at least $43 + 10 \log P$ (P = transmitter power in Watts).

Limit for Spurious Emissions at Antenna Terminals: $L=P-A=-13\text{dBm}$



Registration number: W6M22405-23456-C-247

FCC ID: GX9BUN3

8 Field Strength of Spurious Radiation

8.1 Test procedure

The test procedure for filed strength measurement is same as radiated power except for a notch filter or band pass filter is used to avoid the influence of fundamental to the pre-amplifier. The measurements below 1GHz were performed with a measurement bandwidth of 100kHz, above 1GHz with a bandwidth of 1 MHz.

8.2 Test Results

The measurements of the spurious emission are at the upper, center and lower channel.

Model: BUNx-xxxxx-xxxxx Date:
 Series(x=0~9, A~Z or blank)
 Mode: -- Temperature: -- °C Engineer: --
 Polarization: Horizontal Humidity: -- %

Frequency (MHz)	Reading (dBm) Peak	Factor (dB) Corr.	Result (dBm)	Limit (dBm)	Margin (dB)	Table Degree (Deg.)	Ant. High (cm)
--	--	--	--	--	--	--	--
--	--	--	--	--	--	--	--

Polarization: Vertical

Frequency (MHz)	Reading (dBm) Peak	Factor (dB) Corr.	Result (dBm)	Limit (dBm)	Margin (dB)	Table Degree (Deg.)	Ant. High (cm)
--	--	--	--	--	--	--	--
--	--	--	--	--	--	--	--

- Note**
1. Correction Factor = Antenna factor + Cable loss - Preamplifier
 2. The formula of measured value as: Test Result = Reading + Correction Factor
 3. Detector function in the form: PK = Peak, QP = Quasi Peak, AV = Average
 4. All not in the table noted test results are more than 20 dB below the relevant limits.
 5. See attached diagrams in appendix.

8.3 Explanation of test result

Result Level = Reading Level + Corrected Factor
 Corrected Factor = SG level – Received level-Cable loss + substitution antenna gain

8.4 Calculation of Limit for Field Strength of Spurious

Compliance with § 22.917, § 24.238, § 27.53 requires that any emission be attenuated below the transmitter power at least 43 + 10 log P (P = transmitter power in Watts).

Limit for Spurious Emissions at Antenna Terminals: L=P-A=-13dBm



Registration number: W6M22405-23456-C-247

FCC ID: GX9BUN3

8.5 Test result of band edge emissions

Test date: May 23, 2024

Temperature: 31.9 °C

Humidity: 60.0 %

Tester: Sora

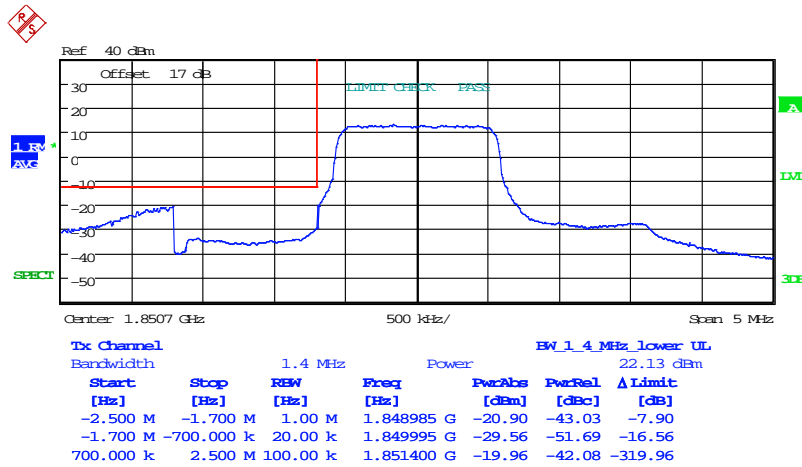
LTE

Band 2


1.4 MHz

QPSK

FRB

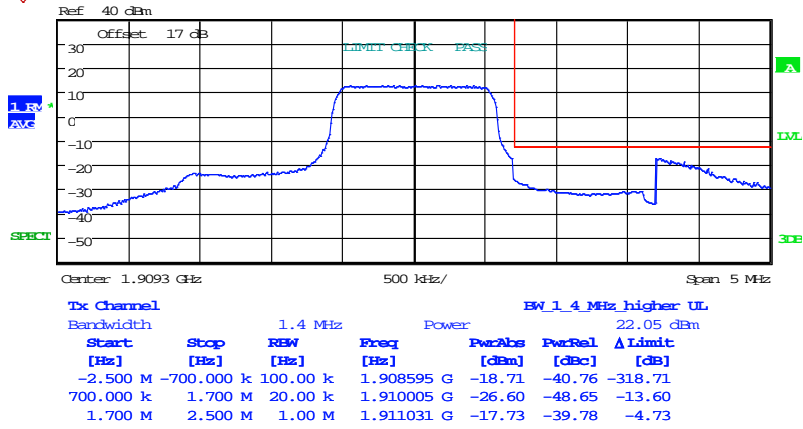


Date: 23.MAY.2024 08:20:10



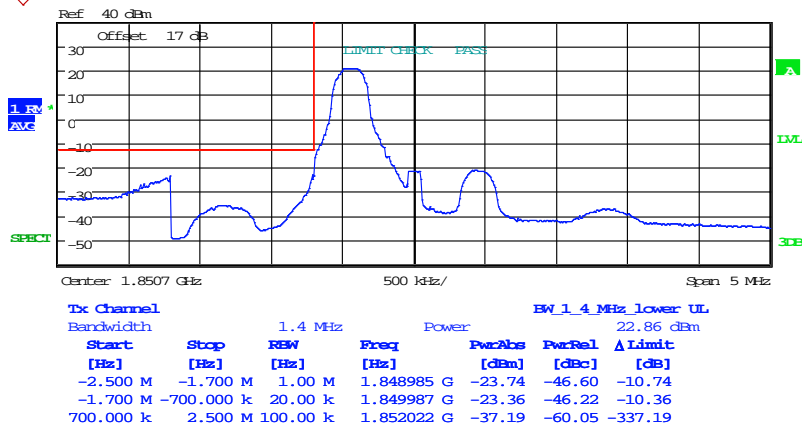
Registration number: W6M22405-23456-C-247

FCC ID: GX9BUN3



Date: 23.MAY.2024 08:34:23

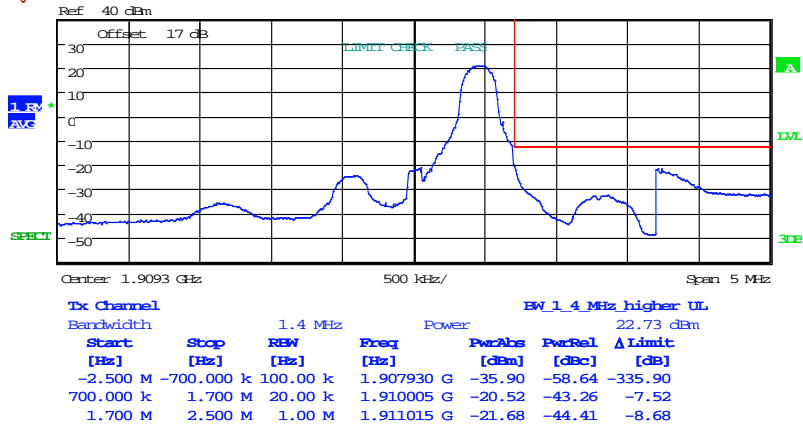
1RB



Date: 23.MAY.2024 08:20:48

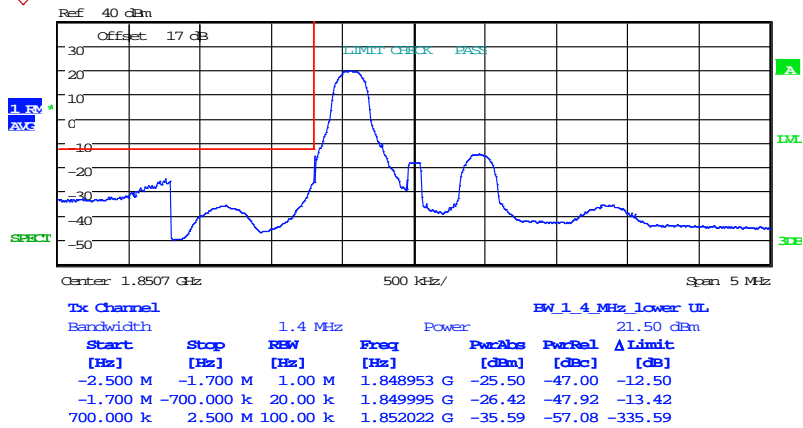


Registration number: W6M22405-23456-C-247
 FCC ID: GX9BUN3




Date: 23.MAY.2024 08:39:20

16QAM
 1RB



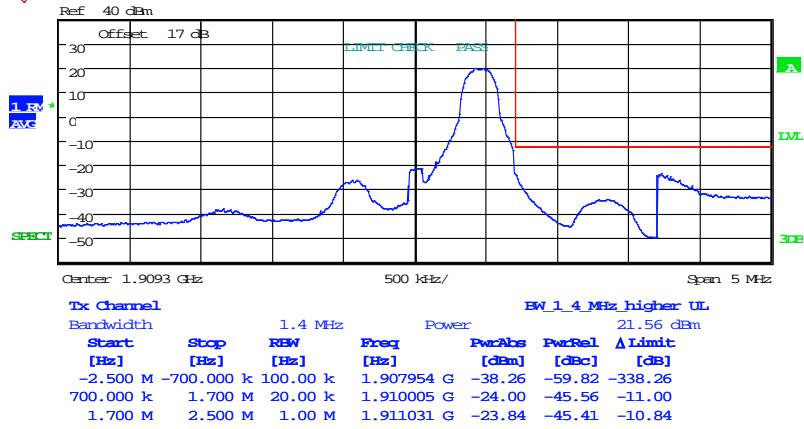
Date: 23.MAY.2024 08:19:31



Worldwide Testing Services(Taiwan) Co., Ltd.

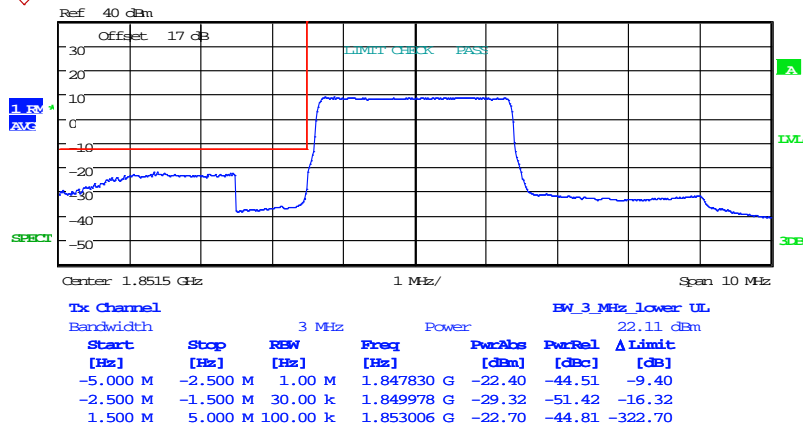
Registration number: W6M22405-23456-C-247

FCC ID: GX9BUN3




Date: 23.MAY.2024 08:33:47

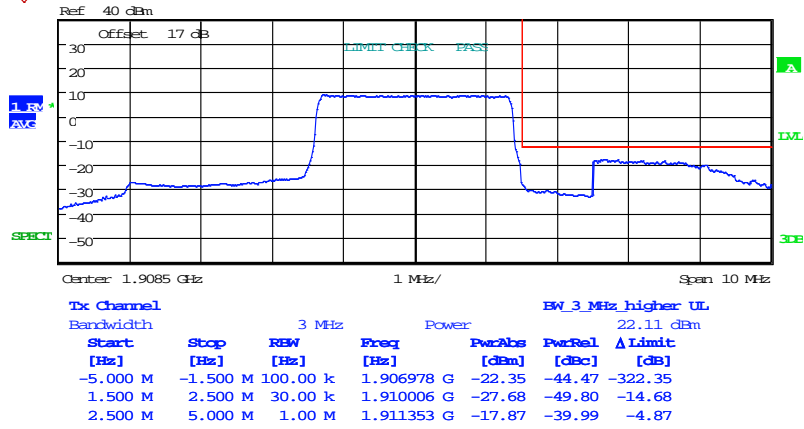
3 MHz
QPSK
FRB



Date: 23.MAY.2024 08:43:10

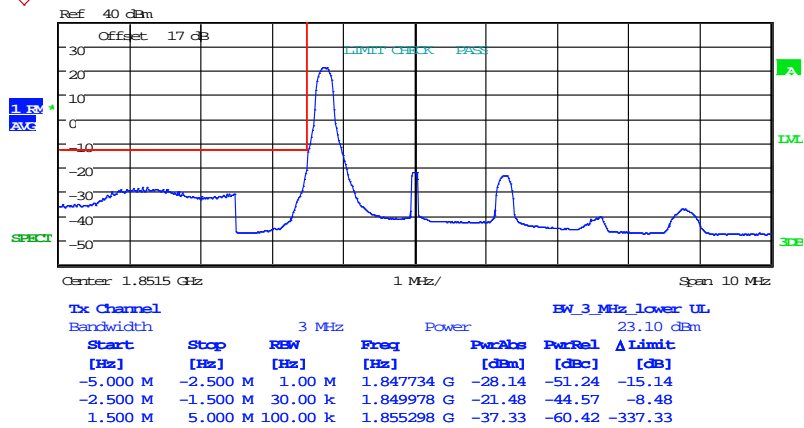


Registration number: W6M22405-23456-C-247
 FCC ID: GX9BUN3



Date: 23.MAY.2024 09:00:33

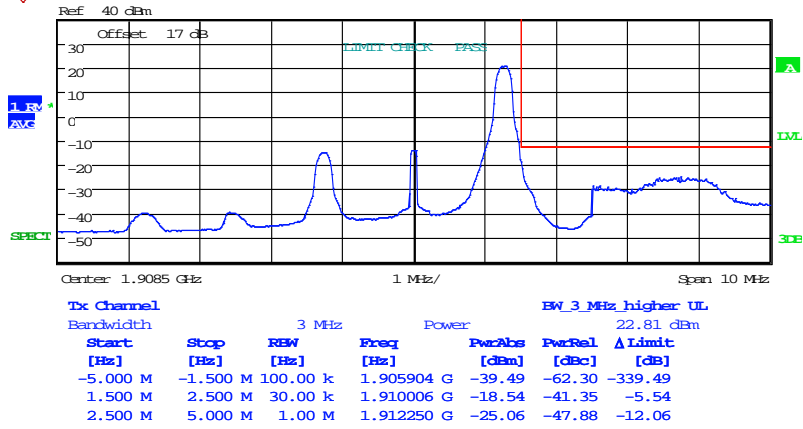
1RB



Date: 23.MAY.2024 08:43:39

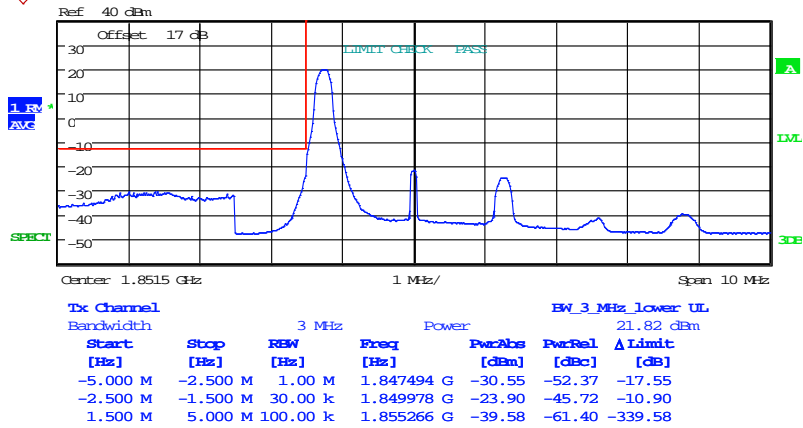


Registration number: W6M22405-23456-C-247
 FCC ID: GX9BUN3



Date: 23.MAY.2024 09:01:01

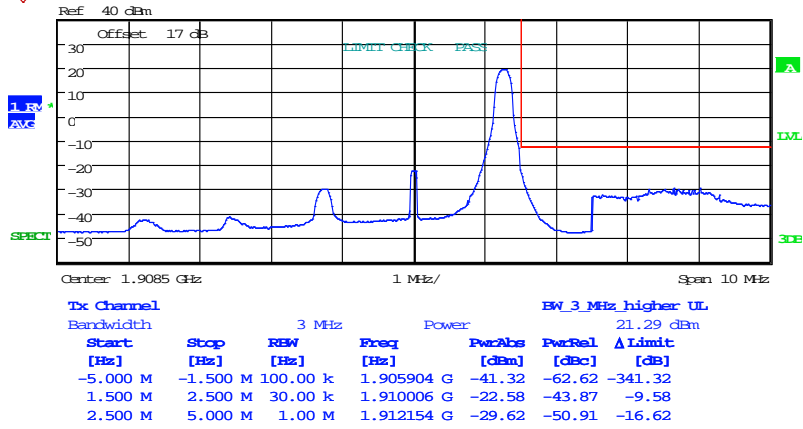
16QAM
 1RB



Date: 23.MAY.2024 08:44:20

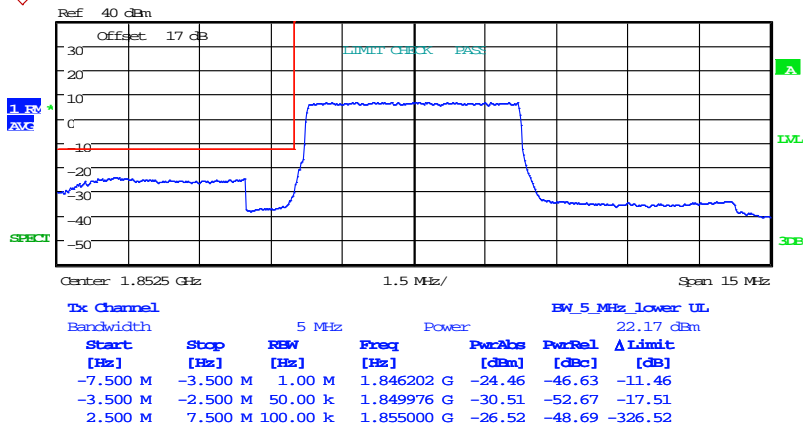


Registration number: W6M22405-23456-C-247
 FCC ID: GX9BUN3




Date: 23.MAY.2024 08:59:51

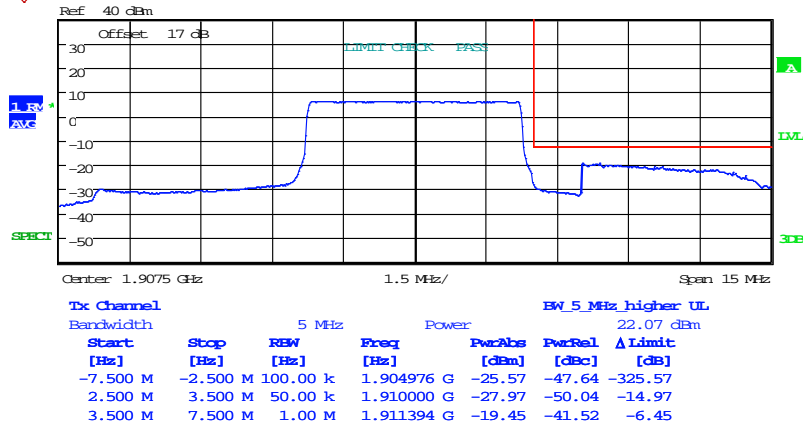
5 MHz
 QPSK
 FRB



Date: 23.MAY.2024 09:08:13

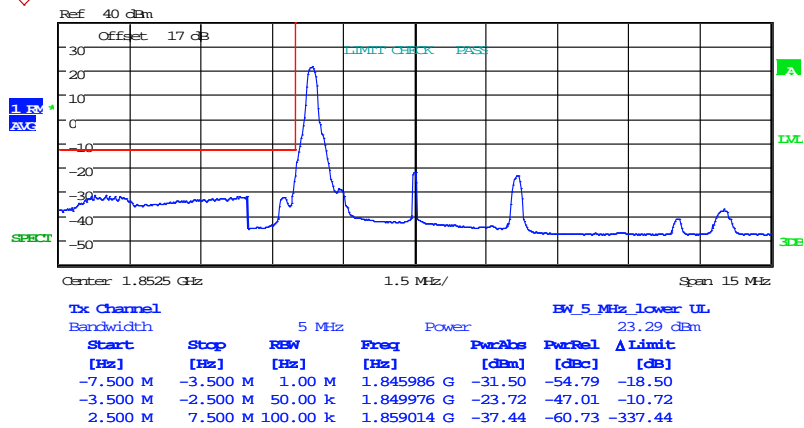


Registration number: W6M22405-23456-C-247
 FCC ID: GX9BUN3



Date: 23.MAY.2024 09:21:16

1RB



Date: 23.MAY.2024 09:08:40