

FCC RF Exposure Exemption report
for
Outdoor PIR Motion Sensor Camera
Model No.: VST-894 xxxxx-xxxxx Series
(x=0~9, A~Z or blank)
FCC ID: GX9894SF1919

of

Applicant: CLIMAX TECHNOLOGY CO., LTD.
Address: No. 258, Sinhu 2nd Rd., Neihu District, Taipei City 114,
Taiwan (R.O.C.)

Tested and Prepared

by

Worldwide Testing Services (Taiwan) Co., Ltd.

FCC Registration No.: TW1477, TW1072

Industry Canada filed test laboratory Reg. No.: 20037, 5107A



Report No.: W6M22311-23083-EE

6F, NO. 58, LANE 188, RUEY-KUANG RD., NEIHU TAIPEI 114, TAIWAN, R.O.C.
TEL: 886-2-66068877 FAX: 886-2-66068879 E-mail: wts@wts-lab.com



Registration number: W6M22311-23083-EE
FCC ID: GX9894SF1919

TABLE OF CONTENTS

CERTIFICATION OF TEST REPORT.....2

1 GENERAL INFORMATION.....2

1.1 NOTES2

1.2 TESTING LABORATORY.....3

 1.2.1 Location3

 1.2.2 Details of accreditation status3

1.3 DETAILS OF APPROVAL HOLDER3

1.4 APPLICATION DETAILS3

1.5 GENERAL INFORMATION OF TEST ITEM4

1.6 TEST STANDARDS4

2 TECHNICAL TEST.....5

2.1 SUMMARY OF TEST RESULTS5

2.2 TEST ENVIRONMENT.....5

2.3 TEST EQUIPMENT LIST6

3 EQUIVALENT ISOTROPIC RADIATED POWER (EIRP).....9

3.1 EXEMPTION LIMITS FOR ROUTINE EVALUATION9



Worldwide Testing Services(Taiwan) Co., Ltd.

Registration number: W6M22311-23083-EE
FCC ID: GX9894SF1919

1 General Information

1.1 Notes

The purpose of conformity testing is to increase the probability of adherence to the essential requirements or conformity specifications, as appropriate.

The complexity of the technical specifications, however, means that full and thorough testing is impractical for both technical and economic reasons.

Furthermore, there is no guarantee that a test sample which has passed all the relevant tests conforms to a specification.

Neither is there any guarantee that such a test sample will interwork with other genuinely open systems. The existence of the tests nevertheless provides the confidence that the test sample possesses the qualities as maintained and that its performance generally conforms to representative cases of communications equipment.

Laboratory disclaimer-

1. The test results of this test report relate exclusively to the item tested as specified in 1.5.
2. The test report may only be reproduced or published in full.
3. Reproduction or publication of extracts from the report requires the prior written approval of the Worldwide Testing Services(Taiwan) Co., Ltd.
4. Antenna gain is provided by applicant and laboratory issue relevant data and results.

Tester:

December 08, 2023

Sora Kuo

Date

WTS-Lab.

Name

Signature

Technical responsibility for area of testing:

December 08, 2023


Kevin Wang

Date

WTS

Name

Signature



Worldwide Testing Services(Taiwan) Co., Ltd.

Registration number: W6M22311-23083-EE
FCC ID: GX9894SF1919

1.2 Testing laboratory

1.2.1 Location

10m OATS
No.5-1, Lishui, Shuang Sing Village, Wanli Dist.,
New Taipei City 207, Taiwan (R.O.C.)

3 meter semi-anechoic chamber
No.35, Aly. 21, Ln. 228, Ankang Rd., Neihu Dist.,
Taipei City 114, Taiwan (R.O.C.)
Tel: 886-2-6613-0228

Worldwide Testing Services (Taiwan) Co., Ltd.
6F., No. 58, Ln. 188, Ruiguang Rd., Neihu Dist.,
Taipei City 114, Taiwan (R.O.C.)
Tel: 886-2-6606-8877

1.2.2 Details of accreditation status

Accredited testing laboratory
FCC filed test laboratory Reg. No.: TW1477, TW1072
Industry Canada filed test laboratory Reg. No.: 20037, 5107A

Test location, where different from Worldwide Testing Services (Taiwan) Co., Ltd. :

Name: ./.
Accredited number: ./.
Street: ./.
Town: ./.
Country: ./.

1.3 Details of approval holder

Name: CLIMAX TECHNOLOGY CO., LTD..
Street: No. 258, Sinhu 2nd Rd., Neihu District,
Town: Taipei City 114,
Country: Taiwan (R.O.C.)

1.4 Application details

Date of receipt of test item: November 09, 2023
Date of test: from November 10, 2023 to November 29, 2023



Registration number: W6M22311-23083-EE
FCC ID: GX9894SF1919

1.5 General information of Test item

Type of test item: Outdoor PIR Motion Sensor Camera
Model number: VST-894 xxxxx-xxxxx Series(x=0~9, A~Z or blank)
Multi-listing model number: ./.
Sample no.: #01

Technical data

Frequency band: 918.0375-924.48 MHz

Band	Channel	Power (dBm)	Limit (dBm)
900M	918.0375 MHz	11.97	30
	921.98 MHz	10.63	30
	924.48 MHz	10.51	30

Power supply: Battery 3Vd.c.
Operation modes: Duplex
Modulation type: GFSK
Antenna type: PCB antenna
Antenna gain: 1.34 dBi
Host device: none
Classification:

Fixed Device	<input checked="" type="checkbox"/>
Mobile Device (Human Body distance > 20cm)	<input type="checkbox"/>
Portable Device (Human Body distance < 20cm)	<input type="checkbox"/>
Modular Radio Device	<input type="checkbox"/>

Manufacturer: (if applicable)

Name: ./.
Street: ./.
Town: ./.
Country: ./.

1.6 Test standards

47 CFR PART 15 SUBPART C § 15.247 (2021-10)

Special Statement

1. This test report is valid in connection to the model has been tested, any modification to the product which is different from the test model will avoid the certification of the test report.
2. This test report shall always be duplicated in full pages unless the written approval of the testing.
3. The x in model number is representing different case shape, case colors, led mask color, and control ID.
4. The model number of EUT is VST-894. This model does not contain logo.



Registration number: W6M22311-23083-EE

FCC ID: GX9894SF1919

2 Technical test

2.1 Summary of test results

No deviations from the technical specification(s) were ascertained in the course of the tests performed.

or

The deviations were ascertained in the course of the tests performed.

2.2 Test environment

Relative humidity content: 20 ... 75 %


Air pressure: 86 ... 103 kPa

Details of power supply: Battery 3Vd.c.

Extreme conditions parameters: test voltage : -- extreme
min : -- V
max : -- V

Test item Name	Uncertainty
Estimation Result of Uncertainty of Conducted Emission (Power Line Conducted Emission)	Expanded Uncertainty : AMN : 0.94 dB Voltage probe : 0.96 dB Include Pulse Limiter : 1.52 dB
Estimation Result of Uncertainty of Radiated Emission(3M - 966A)(Transmitter Radiated Emissions in restricted Bands, Spurious emissions (tx), Radiated Emissions from Digital Part)	Expanded Uncertainty : 0.009-30 MHz : 1.88 dB 30-1000 MHz : 3.20 dB 1-18 GHz : 3.56 dB 18-40 GHz : 2.94 dB
Estimation Result of Uncertainty of Bandwidth Measurement (20 dB Bandwidth)	Expanded Uncertainty : 0.45 kHz
Estimation Result of Uncertainty of Conducted Output Power Measurement (Peak Output Power (transmitter))	Expanded Uncertainty : 1.48 dB
Estimation Result of Uncertainty of Band Edge Measurement (Band-edge Compliance of RF Emissions)	Expanded Uncertainty : 0.67 dBc
Estimation Result of Uncertainty of Frequency Separation Measurement (Carrier Frequency Separation, Number of Hopping Frequencies)	Expanded Uncertainty : 554.14 Hz
Estimation Result of Uncertainty of Duty Cycle Measurement (Time of Occupancy (Dwell Time))	Expanded Uncertainty : 0.1 ms

The decision rule is: Measurement uncertainty is not included in the calculation of test results.



Worldwide Testing Services(Taiwan) Co., Ltd.

Registration number: W6M22311-23083-EE

FCC ID: GX9894SF1919

2.3 Test Equipment List

No.	Test equipment	Type	Serial No.	Manufacturer	Cal. Date	Next Cal. Date
ETSTW-CE 001	EMI TEST RECEIVER	ESHS10	842121/013	R&S	2023/6/12	2024/6/11
ETSTW-CE 003	AC POWER SOURCE	APS-9102	D161137	GW	Function Test	
ETSTW-CE 004	ZWEILEITER-V-NETZNACHBILDUNG TWO-LINE V-NETWORK	ESH3-Z5	840731/011	R&S	2023/9/19	2024/9/18
ETSTW-CE 006	IMPULSBEGRENZER PULSE LIMITER	ESH3-Z2	100226	R&S	2023/9/25	2024/9/24
ETSTW-CE 008	HF-EICHLITUNG RF STEP ATTENUATOR 139dB DPSP	334.6010.02	844581/024	R&S	Function Test	
ETSTW-CE 009	TEMP.&HUMIDITY CHAMBER	GTH-225-40-1P-U	MAA0305-009	GIANT FORCE	2023/7/24	2024/7/23
ETSTW-CE 016	TWO-LINE V-NETWORK	ENV216	100050	R&S	2023/10/26	2024/10/25
ETSTW-CE 028	MXE EMI Receiver	N9038A	MY53220110	Agilent	2023/7/17	2024/7/16
ETSTW-RE 003	EMI TEST RECEIVER	ESI 26	831438/001	R&S	2023/6/12	2024/6/11
ETSTW-RE 004	EMI TEST RECEIVER	ESI 40	832427/004	R&S	2023/10/19	2024/10/18
ETSTW-RE 012	TUNABLE BANDREJECT FILTER	D.C 0309	146	K&L	Function Test	
ETSTW-RE 013	TUNABLE BANDREJECT FILTER	D.C 0336	397	K&L	Function Test	
ETSTW-RE 018	MICROWAVE HORN ANTENNA	AT4560	27212	AR	2023/7/21	2024/7/20
ETSTW-RE 019	MICROWAVE HORN ANTENNA	22240-25	121074	FM	2023/6/9	2024/6/8
ETSTW-RE 027	Passive Loop Antenna	6512	00034563	ETS-Lindgren	2023/6/28	2024/6/27
ETSTW-RE 030	Double-Ridged Guide Horn Antenna	3117	00035224	ETS-Lindgren	2023/5/5	2024/5/4
ETSTW-RE 042	Biconical Antenna	HK116	100172	R&S	2023/3/2	2024/3/1
ETSTW-RE 043	Log-Periodic Dipole Antenna	HL223	100166	R&S	2023/7/28	2024/7/27
ETSTW-RE 044	Log-Periodic Antenna	HL050	100094	R&S	2023/7/31	2024/7/30
ETSTW-RE 045	ESA-E SERIES SPECTRUM ANALYZER	E4404B	MY45111242	Agilent	Pre-test Use	
ETSTW-RE 050	Attenuator 10dB	50HF-010-1	None	JFW	2023/2/17	2024/2/16
ETSTW-RE 051	Attenuator 6dB	50HF-006-1	None	JFW	2023/2/17	2024/2/16
ETSTW-RE 053	Attenuator 3dB	50HF-003-1	None	JFW	2023/2/17	2024/2/16
ETSTW-RE 055	SPECTRUM ANALYZER	FSU 26	200074	R&S	2023/3/22	2024/3/21
ETSTW-RE 060	Attenuator 30dB	5015-30	F651012z-01	ATM	2023/2/17	2024/2/16
ETSTW-RE 062	Amplifier Module	CHC 2	None	KMIC	2023/2/20	2024/2/19
ETSTW-RE 064	Bluetooth Test Set	MT8852B-042	6K00005709	Anritsu	Function Test	
ETSTW-RE 069	Double-Ridged Guide Horn Antenna	3117	00069377	ETS-Lindgren	Function Test	
ETSTW-RE 072	CELL SITE TEST SET	8921A	3339A00375	HP	2023/10/22	2024/10/21
ETSTW-RE 088	SOLID STATE AMPLIFIER	KMA180265A01	99057	KMIC	2023/9/15	2024/9/14
ETSTW-RE 091	Match Pad	MDCS1500	None	WOKEN	2023/5/25	2024/5/24
ETSTW-RE 099	DC Block	50DB-007-1	None	JFW	2023/2/17	2024/2/16
ETSTW-RE 112	AC POWER SOURCE	TFC-1005	T-0A023536	T-Power	Function test	



Worldwide Testing Services(Taiwan) Co., Ltd.

Registration number: W6M22311-23083-EE
 FCC ID: GX9894SF1919

ETSTW-RE 115	2.4GHz Notch Filter	N0124411	473874	MICROWAVE CIRCUITS	2023/1/4	2024/1/3
ETSTW-RE 120	RF Player	MP9200	MP9210-111022	ADIVIC	2023/10/24	2024/10/23
ETSTW-RE 122	SIGNAL GENERATOR	SMF100A	102149	R&S	2023/6/7	2024/6/6
ETSTW-RE 125	5GHz Notch filter	5NSL11-5200/E221.3-O/O	1	K&L Microwave	2023/8/4	2024/8/3
ETSTW-RE 126	5GHz Notch filter	5NSL12-5800/E221.3-O/O	1	K&L Microwave	2023/8/4	2024/8/3
ETSTW-RE 127	RF Switch Box	RFS-01	None	WTS	2023/2/17	2024/2/16
ETSTW-RE 128	5.3GHz Notch filter	N0153001	SN487233	Microwave Circuits	2023/8/4	2024/8/3
ETSTW-RE 129	5.5GHz Notch filter	N0555984	SN487234	Microwave Circuits	2023/8/4	2024/8/3
ETSTW-RE 130	Handheld RF Spectrum Analyzer	N9340A	CN0147000204	Agilent	Pre-test Use	
ETSTW-RE 142	Amplifier	8447D	2805A03378	Agilent	2023/2/20	2024/2/19
ETSTW-RE 146	Preamplifier	JPA-10M1G	15090004	JPT	2023/5/26	2024/5/25
ETSTW-RE 152	Bi-log Hybrid Antenna	MCTD 2786B	BLB20J04029	ETC	2023/3/21	2024/3/20
ETSTW-RE 153	Signal Analyzer	FSV40	101929	R&S	2023/9/20	2024/9/19
ETSTW-RE 154	EMI Test Receiver	ESR3	102829	R&S	2023/4/13	2024/4/12
ETSTW-RE 159	Bi-log Hybrid Antenna (30M~1000 MHz)	MCTD 2786B	BLB21N04035	ETC	2022/12/22	2023/12/21
ETSTW-RE 160	Amplifier Module	CHC 3	None	WTS	2023/7/14	2024/7/13
ETSTW-RE 176	Loop Antenna	FMZB 1513-60	00039	SCHWARZBECK	2023/8/10	2024/8/9
ETSTW-RE 177	TRILOG Broadband Antenna	VULB 9168&EMCI-N-6-06	01380&AT-06007	SCHWARZBECK&EMC	2023/8/24	2024/8/23
ETSTW-RE 178	Double Ridged Guide Horn Antenna	DRH18-E	210505A18ES	RFSPIN	2023/8/17	2024/8/16
ETSTW-RE 179	AC Power Source	AFC-150	A2000389	All power	Function Test	
ETSTW-RE 180	Set-up Table	EPS	None	JH	2023/7/19	2026/7/18
ETSTW-RE 181	Controller Set	MF-7802BS	MF780208739	MF	Function Test	
ETSTW-RF 002	Electromagnetic field probe	LF-30	K-0007	STT	2023/6/13	2024/6/12
ETSTW-EMI 011	USB Compact Modulator	SFC-U	101689	R&S	2023/5/28	2024/5/27
ETSTW-GSM 002	Universal Radio Communication Tester	CMU 200	109439	R&S	2023/3/22	2024/3/21
ETSTW-GSM 003	Radio Communication Analyzer	MT8820C	6201342073	Anritsu	2023/5/10	2024/5/9
ETSTW-GSM 004	Wideband Radio Communication Tester	CMW500	128092	R&S	2023/10/18	2024/10/17
ETSTW-GSM 019	Band Reject Filter	WRCTF824/849-822/851-40 /12+9SS	3	WI	2023/1/4	2024/1/3
ETSTW-GSM 020	Band Reject Filter	WRCD1747/1748-1743/1752-32/5SS	1	WI	2023/1/4	2024/1/3
ETSTW-GSM 021	Band Reject Filter	WRCD1879.5/1880.5-1875.5/1884.5-32/5SS	3	WI	2023/1/4	2024/1/3
ETSTW-GSM 022	Band Reject Filter	WRCT901.9/903.1-904.25-50/8SS	1	WI	2023/1/4	2024/1/3
ETSTW-GSM 023	Power Divider	4901.19.A	None	SUHNER	2023/8/28	2024/8/27
ETSTW-GSM 024	Radio Communication Analyzer	MT8821C	None	Anritsu	2023/4/24	2024/4/23
ETSTW-GSM 025	Band Reject Filter	BRM19835	001	Micro-Tronics	2023/8/4	2024/8/3
ETSTW-Cable 016	BNC Cable	Switch Box	B Cable 1	Schwarz beck	2023/2/4	2024/2/3
ETSTW-Cable 017	BNC Cable	X Cable	B Cable 2	Schwarz beck	2023/2/4	2024/2/3



Worldwide Testing Services(Taiwan) Co., Ltd.

Registration number: W6M22311-23083-EE
 FCC ID: GX9894SF1919

ETSTW-Cable 018	BNC Cable	Y Cable	B Cable 3	Schwarz beck	2023/2/4	2024/2/3
ETSTW-Cable 019	BNC Cable	Z Cable	B Cable 4	Schwarz beck	2023/2/4	2024/2/3
ETSTW-Cable 020	N TYPE Cable	OATS Cable 1	N30N30-L335-15M	JYE BAO CO.,LTD.	2023/6/26	2024/6/25
ETSTW-Cable 027	Microwave Cable	SUCOFLEX 104	279083	HUBER+SUHNER	2023/4/27	2024/4/26
ETSTW-Cable 028	Microwave Cable	FA147A0015M2020	30064-2	UTIFLEX	2023/9/15	2024/9/14
ETSTW-Cable 029	Microwave Cable	FA147A0015M2020	30064-3	UTIFLEX	2023/9/15	2024/9/14
ETSTW-Cable 030	Microwave Cable	SUCOFLEX 104 (S Cable 9)	279067	HUBER+SUHNER	2023/02/17	2024/2/16
ETSTW-Cable 045	Microwave Cable	SUCOFLEX 104	325536	HUBER+SUHNER	2023/10/20	2024/10/19
ETSTW-Cable 049	Microwave Cable	FA147A0015M2020	30064-1	UTIFLEX	2023/8/16	2024/8/15
ETSTW-Cable 058	Microwave Cable	SUCOFLEX 104	none	HUBER+SUHNER	2023/5/26	2024/5/25
ETSTW-Cable 064	Microwave Cable	SUCOFLEX 104	MY28891	HUBER+SUHNER	2023/2/20	2024/2/19
ETSTW-Cable 071	N TYPE CABLE	EMCCFD400-NM- NM-25000	170239	EMCI	2023/10/23	2024/10/22
ETSTW-Cable 072	SMA type cable (8m)	SUCOFLEX 104	805800/4	HUBER+SUHNER	2023/2/20	2024/2/19
ETSTW-Cable 074	SMA type cable (2m)	SUCOFLEX 104	802563/4	HUBER+SUHNER	2023/2/20	2024/2/19
ETSTW-Cable 076	SMA type cable (1m)	N/A	812652/4	HUBER+SUHNER	2023/2/20	2024/2/19
ETSTW-Cable 077	SMA type cable (10m)	EMC104-SM- SM-10000	230511	EMCI	2023/7/14	2024/7/13
ETSTW-Cable 084	SMA type cable (1m)	SF104-11SMA-1000	816477/4	HONOVA	2023/7/14	2024/7/13
ETSTW-Cable 089	SMA type cable (2m)	SF104-11SMA-2000	SN 811889/4	HUBER+SUHNER	2023/7/14	2024/7/13
ETSTW-Cable 090	N type Cable (15m)	EMCCFD400- NM-NM-15000	230732	EMCI	2023/8/4	2024/8/3
ETSTW-Cable 091	N type Cable (15m)	EMCCFD400- NM-NM-15000	230733	EMCI	2023/8/4	2024/8/3
WTSTW-SW 002	EMI TEST SOFTWARE	EZ EMC	None	Farad	Version ETS-03A1 Version EMEC-3A1+	
WTSTW-SW 006	EMI TEST SOFTWARE	e3	None	AUDIX	Version 9.161014	
WTSTW-SW 008	Signal studio	Agilent	None	AUDIX	Version 2.0.0.1	
ETSTW-TH 002	Thermohyrometer	608-H1	45204317	Testo	2023/7/21	2024/7/20
ETSTW-TH 003	Wireless weather station	GAIA	N/A	TFA	2023/10/20	2024/10/19



Worldwide Testing Services(Taiwan) Co., Ltd.

Registration number: W6M22311-23083-EE

FCC ID: GX9894SF1919

3 Equivalent Isotropic Radiated Power (EIRP)

FCC Rule: 15.247

EIRP = max. conducted output power + antenna gain

EIRP = 11.97 dBm+ 1.34 dBi [antenna gain claimed by manufacturer] = 13.31 dBm = 21.43 mW

3.1 Exemption Limits for Routine Evaluation

according to 47 CFR FCC Part 2 Subpart J, section 2.1091

FCC OET Bulletin 65 Edition 97.01 determines the equations for predicting RF fields and applicable limits.

The prediction for power density in the far-field but will over-predict power density in the near field, where it could be used for walking a “worst case” or conservative prediction.

Systems operating under the provisions of this section shall be operated in a manner that ensures that the public is not exposed to radio frequency energy levels in excess limit for maximum permissible exposure. In accordance with 47 CFR FCC Part 2 Subpart J, section 2.1091 this device has been defined as a mobile device whereby a distance of 20 cm normally can be maintained between the user and the device.

MPE Calculation Method

(A) Limits for Occupational/Controlled Exposure


Frequency Range (MHz)	Electric Field Strength (E) (V/m)	Magnetic Field Strength (H) (A/m)	Power Density (S) (mW/cm ²)	Averaging Time E ² , H ² or S (minutes)
0.3-3.0	614	1.63	(100)*	6
3.0-30	1842/f	4.89/f	(900/f ²)*	6
30-300	61.4	0.163	1.0	6
300-1500	--	--	f/300	6
1500-100,000	--	--	5	6

(B) Limits for General Population/Uncontrolled Exposure

Frequency Range (MHz)	Electric Field Strength (E) (V/m)	Magnetic Field Strength (H) (A/m)	Power Density (S) (mW/cm ²)	Averaging Time E ² , H ² or S (minutes)
0.3-1.34	614	1.63	(100)*	30
1.34-30	824/f	2.19/f	(180/f ²)*	30
30-300	27.5	0.073	0.2	30
300-1500	--	--	f/1500	30
1500-100,000	--	--	1.0	30

f = frequency in MHz

*Plane-wave equivalent power density



Worldwide Testing Services(Taiwan) Co., Ltd.

Registration number: W6M22311-23083-EE

FCC ID: GX9894SF1919

E = Electric field (V/m) P = output power (W) G = EUT Antenna numeric gain (numeric)

d = Separation distance between radiator and human body (m)

The formula can be changed to

$$Pd = \frac{30 \times P \times G}{377 \times d^2}$$

mW/cm².

Established separation distance is 20 cm.

Operating frequency band: 918.0375-924.48 MHz

The product meets RF exposure requirement.

Because the power density of 0.0043 mW/cm² at 918.0375 MHz is below the power density limit of 0.6120 mW/cm².