



10. SETUP PHOTOS


ANTENNA PORT



RADIATED EMISSION FOR PORTABLE CONFIGURATION – X ORIENTATION




RADIATED EMISSION FOR PORTABLE CONFIGURATION – Y ORIENTATION



RADIATED EMISSION FOR PORTABLE CONFIGURATION – Z ORIENTATION



RADIATED EMISSION ABOVE 30 MHz





Note: The Log periodic antenna was taken as a representative test photo however a biconical was also utilized for testing as well which is not shown in set up photo.





Note: The Log periodic antenna was taken as a representative test photo however a biconical was also utilized for testing as well which is not shown in set up photo.

RADIATED EMISSION ABOVE 1000 MHz





AC MAINS LINE CONDUCTED EMISSION



END OF REPORT