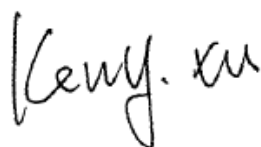


Human Exposure Report

Application No.: SZEM1902011041CR
Applicant: Hubbell Incorporated (Delaware) Wiring Device-Kellems Division
Address of Applicant: 40 Waterview Drive, Shelton, Connecticut, 06484 United States
Manufacturer: DONGGUAN HUBBELL ELECTRICAL PRODUCTS CO LTD
Address of Manufacturer: XINCHENG INDUSTRIAL ZONE HENG LI TOWN DONGGUAN GUANDONG 523460 CHINA
Factory: DONGGUAN HUBBELL ELECTRICAL PRODUCTS CO LTD
Address of Factory: XINCHENG INDUSTRIAL ZONE HENG LI TOWN DONGGUAN GUANDONG 523460 CHINA
Equipment Under Test (EUT):
EUT Name: WIRELESS CHARGER
Model No.: USB1528AC, USB1528C, USB2028AC, USB2028C ♣
 ♣ Please refer to section 3.1 of this report which indicates which model was actually tested and which were electrically identical.
Trade mark: HUBBELL
FCC ID: GX7-USB1528AC
Standards: 47 CFR PART 1, Subpart I, Section 1.1310
Date of Receipt: 2019-02-20
Date of Test: 2019-02-26 to 2019-03-11
Date of Issue: 2019-03-12

Test Result :	Pass*
----------------------	--------------



* In the configuration tested, the EUT complied with the standards specified above



Keny Xu
EMC Laboratory Manager



Revision Record				
Version	Chapter	Date	Modifier	Remark
01		2019-03-12		Original

Authorized for issue by:				
				
		Powell Bao /Project Engineer		
				
		Eric Fu /Reviewer		



2 Contents

1	COVER PAGE	1
2	CONTENTS	3
3	GENERAL INFORMATION	4
3.1	DETAILS OF E.U.T.	4
3.2	DESCRIPTION OF SUPPORT UNITS	4
3.3	TEST LOCATION.....	5
3.4	TEST FACILITY.....	5
3.5	DEVIATION FROM STANDARDS.....	5
3.6	ABNORMALITIES FROM STANDARD CONDITIONS.....	5
4	EQUIPMENTS USED DURING TEST	6
5	TEST RESULTS	7
5.1	RF EXPOSURE TEST	7
5.1.1	<i>E.U.T. Operation</i>	7
5.1.2	<i>Measurement Data</i>	8
6	PHOTOGRAPHS	10



3 General Information

3.1 Details of E.U.T.

Power supply: Input: AC105-135V, 60Hz, 0.8A
Output: DC5V, 1A; DC5V, 1.5A;

Operation Frequency: 110.577kHz to 166.186kHz

Antenna Type: Inductive Loop Coil Antenna

Working Power: 5W/ 7.5W

Modulation Type: Load Modulation

Remark: This device has been tested with mobile phone at the worst status(7.5W) and the device has been tested with load at zero charge, intermediate charge, and full charge.

Declaration of EUT Family Grouping:

Model No.: USB1528AC, USB1528C, USB2028AC, USB2028C

Only the model USB1528AC was tested, since the electrical circuit design, layout, components used, internal wiring and functions were identical for the above models, with only difference on USB RECEPTACLE.

3.2 Description of Support Units

Description	Manufacturer	Model No.	Serial No.
iPhone 8	Apple	A1863	F4GVQ656JC6D



3.3 Test Location

All tests were performed at:

SGS-CSTC Standards Technical Services Co., Ltd., Shenzhen Branch E&E Lab,

No. 1 Workshop, M-10, Middle section, Science & Technology Park, Shenzhen, Guangdong, China 518057.

Tel: +86 755 2601 2053 Fax: +86 755 2671 0594

No tests were sub-contracted.

3.4 Test Facility

The test facility is recognized, certified, or accredited by the following organizations:

- **CNAS (No. CNAS L2929)**

CNAS has accredited SGS-CSTC Standards Technical Services Co., Ltd. Shenzhen Branch EMC Lab to ISO/IEC 17025:2005 General Requirements for the Competence of Testing and Calibration Laboratories (CNAS-CL01 Accreditation Criteria for the Competence of Testing and Calibration Laboratories) for the competence in the field of testing.

- **A2LA (Certificate No. 3816.01)**

SGS-CSTC Standards Technical Services Co., Ltd., Shenzhen EMC Laboratory is accredited by the American Association for Laboratory Accreditation (A2LA). Certificate No. 3816.01.

- **VCCI**

The 3m Fully-anechoic chamber for above 1GHz, 10m Semi-anechoic chamber for below 1GHz, Shielded Room for Mains Port Conducted Interference Measurement and Telecommunication Port Conducted Interference Measurement of SGS-CSTC Standards Technical Services Co., Ltd. have been registered in accordance with the Regulations for Voluntary Control Measures with Registration No.: G-20026, R-14188, C-12383 and T-11153 respectively.

- **FCC –Designation Number: CN1178**

SGS-CSTC Standards Technical Services Co., Ltd., Shenzhen EMC Laboratory has been recognized as an accredited testing laboratory.

Designation Number: CN1178. Test Firm Registration Number: 406779.

- **Innovation, Science and Economic Development Canada**

SGS-CSTC Standards Technical Services Co., Ltd., Shenzhen EMC Laboratory has been recognized by ISED as an accredited testing laboratory.

CAB identifier: CN0006.

IC#: 4620C.

3.5 Deviation from Standards

None.

3.6 Abnormalities from Standard Conditions

None.



4 Equipments Used during Test

Item	Test Equipment	Manufacturer	Model No.	Inventory No.	Cal. Due date
1	Shielding Room	SAEMC	MSR733	SEM001-09	2020-05-09
2	Electric and Magnetic Field Analyzer	Narda	EHP-50F	EMC092	2019-05-06



5 Test Results

5.1 RF Exposure test

Test Requirement: 47 CFR PART 1, Subpart I, Section 1.1310
 Measurement Distance: 15cm
 Limit:

Frequency range (MHz)	Electric field strength (V/m)	Magnetic field strength (A/m)	Power density (mW/cm ²)	Averaging time (minutes)
(A) Limits for Occupational/Controlled Exposures				
0.3-3.0	614	1.63	*(100)	6
3.0-30	1842/f	4.89/f	*(900/f ²)	6
30-300	61.4	0.163	1.0	6
300-1500	/	/	f/300	6
1500-100,000	/	/	5	6
(B) Limits for General Population/Uncontrolled Exposure				
0.3-1.34	614	1.63	*(100)	30
1.34-30	824/f	2.19/f	*(180/f ²)	30
30-300	27.5	0.073	0.2	30
300-1500	/	/	f/1500	30
1500-100,000	/	/	1.0	30

F=frequency in MHz

*=Plane-wave equivalent power density

RF exposure compliance will need to be determined with respect to 1.1307(c) and (d) of the FCC rules. The emissions should be within the limits at 300kHz in Table 1 of 1.1310(use the 300kHz limits for 150kHz:614V/m,1.63A/m).

5.1.1 E.U.T. Operation

Operating Environment:

Temperature: 24.0 °C Humidity: 52% RH Atmospheric Pressure: 1015 mbar

EUT Operation:

This device has been tested the worst status of full load and the device has been tested with mobile phone at zero charge, intermediate charge, and full charge.



5.1.2 Measurement Data

For load horizontal placement:

Output Voltage=DC 5V; The max output power =7.5W;

Magnetic Field Emissions

Operation frequency	Test Distance (cm)	Test Position	Probe Measure Result (A/m)	50% Limit (A/m)
140.9 kHz	15	Side 1	0.1463	0.815
		Side 2	0.3158	0.815
		Side 3	0.2972	0.815
		Side 4	0.2329	0.815
		Top	0.1875	0.815

Mobile phone has been charge at zero charge, intermediate charge, and full charge.

Magnetic Field Emissions

Operation frequency	Test Distance (cm)	Test Position	Probe Measure Result(A/m)			50%Limit (A/m)
			zero charge	intermediate charge	full charge	
140.9 kHz	15	Side 1	0.1843	0.1533	0.1063	0.815
		Side 2	0.3618	0.3278	0.2668	0.815
		Side 3	0.3372	0.3062	0.2502	0.815
		Side 4	0.2749	0.2499	0.2159	0.815
		Top	0.2255	0.1915	0.1535	0.815



For load Vertical placement:

Output Voltage=DC 5V; The max output power =7.5W

Magnetic Field Emissions

Operation frequency	Test Distance (cm)	Test Position	Probe Measure Result (A/m)	50% Limit (A/m)
140.9 kHz	15	Side 1	0.1866	0.815
		Side 2	0.3224	0.815
		Side 3	0.2361	0.815
		Side 4	0.2635	0.815
		Top	0.2057	0.815

Mobile phone has been charge at zero charge, intermediate charge, and full charge.

Magnetic Field Emissions

Operation frequency	Test Distance (cm)	Test Position	Probe Measure Result(A/m)			50%Limit (A/m)
			zero charge	intermediate charge	full charge	
140.9 kHz	15	Side 1	0.2366	0.1956	0.1436	0.815
		Side 2	0.3614	0.3404	0.2974	0.815
		Side 3	0.2791	0.2461	0.1891	0.815
		Side 4	0.2985	0.2695	0.2215	0.815
		Top	0.2577	0.2317	0.1887	0.815





6 Photographs

Please refer to RF Exposure Setup Photos.

- End of the Report -

