

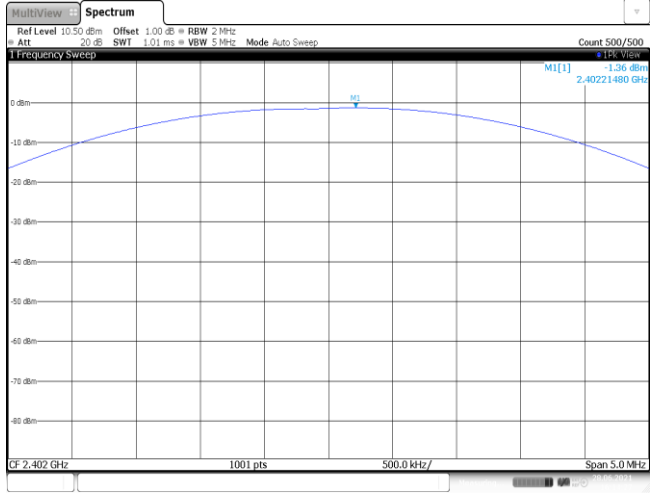
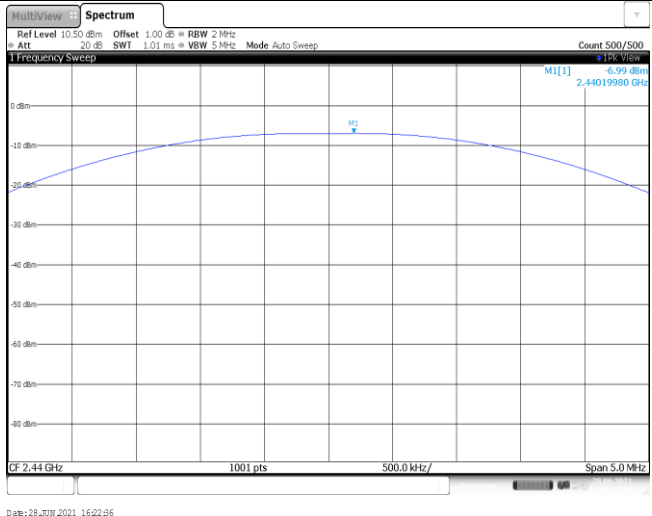
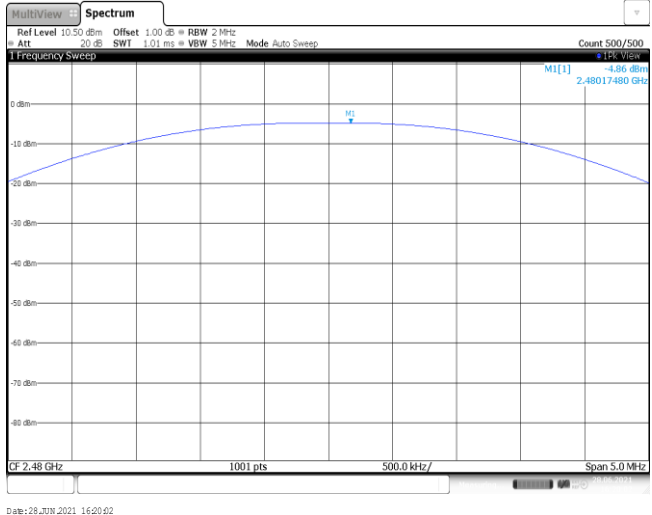
APPENDIX REPORT

Project No.	SHT2105011002EW	Radio Specification	Bluetooth BLE
Test sample No.	YPHT21050110007	Model No.	S020
Start test date	2021-06-29	Finish date	2021-06-29
Temperature	25.9°C	Humidity	34%
Test Engineer	Hailey Chen	Auditor	Xiaodong Zhe

Appendix clause	Test item	Result
A	Peak Output Power	PASS
B	Power Spectral Density	PASS
C	6 dB Bandwidth	PASS
D	99% Occupied Bandwidth	PASS
E	Duty cycle	PASS
F	Band edge and Spurious Emissions (conducted)	PASS

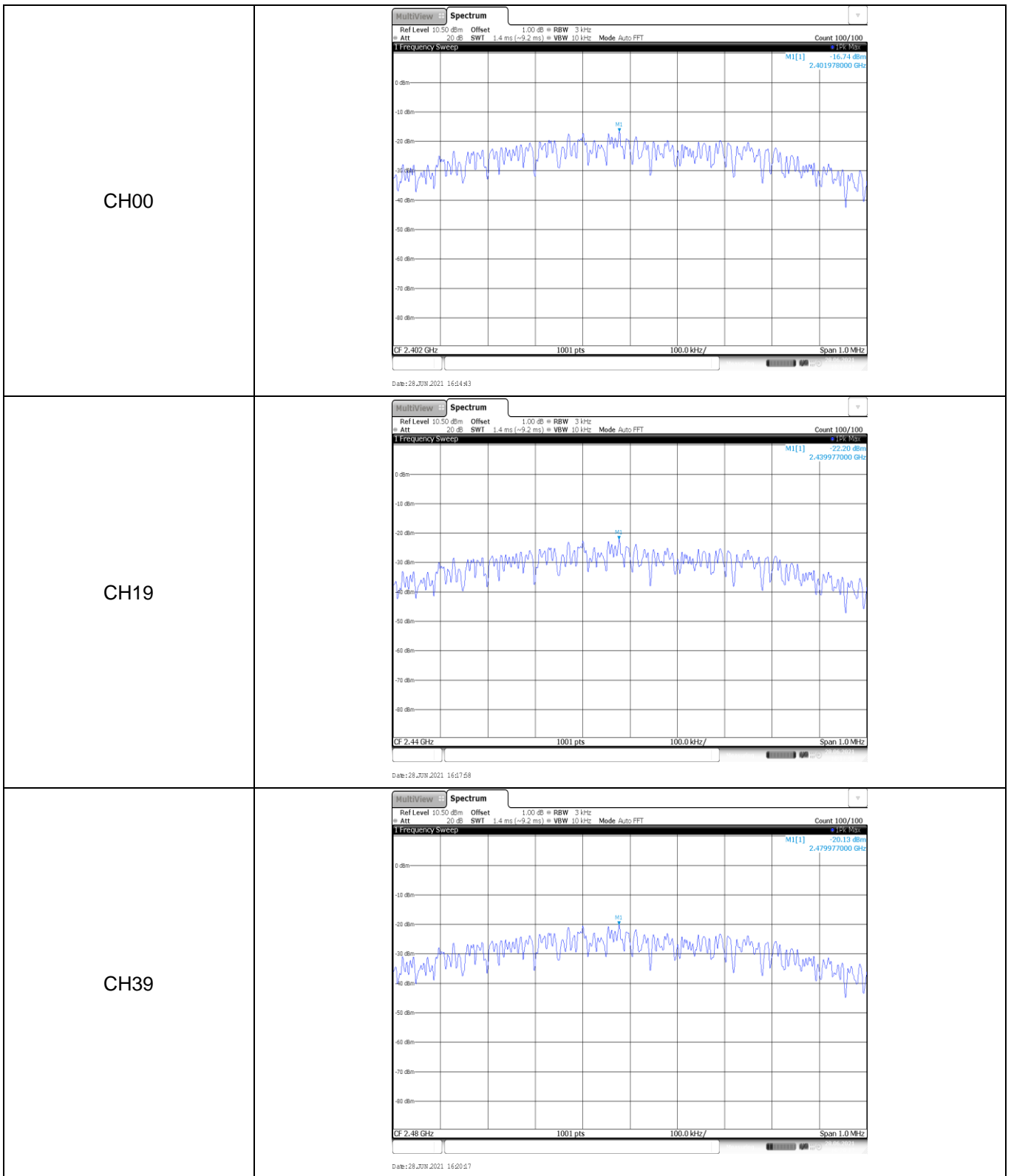
Appendix A: Peak Output Power

Type	Channel	Output power (dBm)	Average Output power (dBm)	Limit (dBm)	Result
BT-BLE	00	-1.36	-1.37	≤ 30.00	Pass
	19	-6.99	-7.00		
	39	-4.86	-4.88		

<p>CH00</p>	 <p>Date: 28 JUN 2021 16:14:28</p>
<p>CH19</p>	 <p>Date: 28 JUN 2021 16:22:36</p>
<p>CH39</p>	 <p>Date: 28 JUN 2021 16:20:02</p>

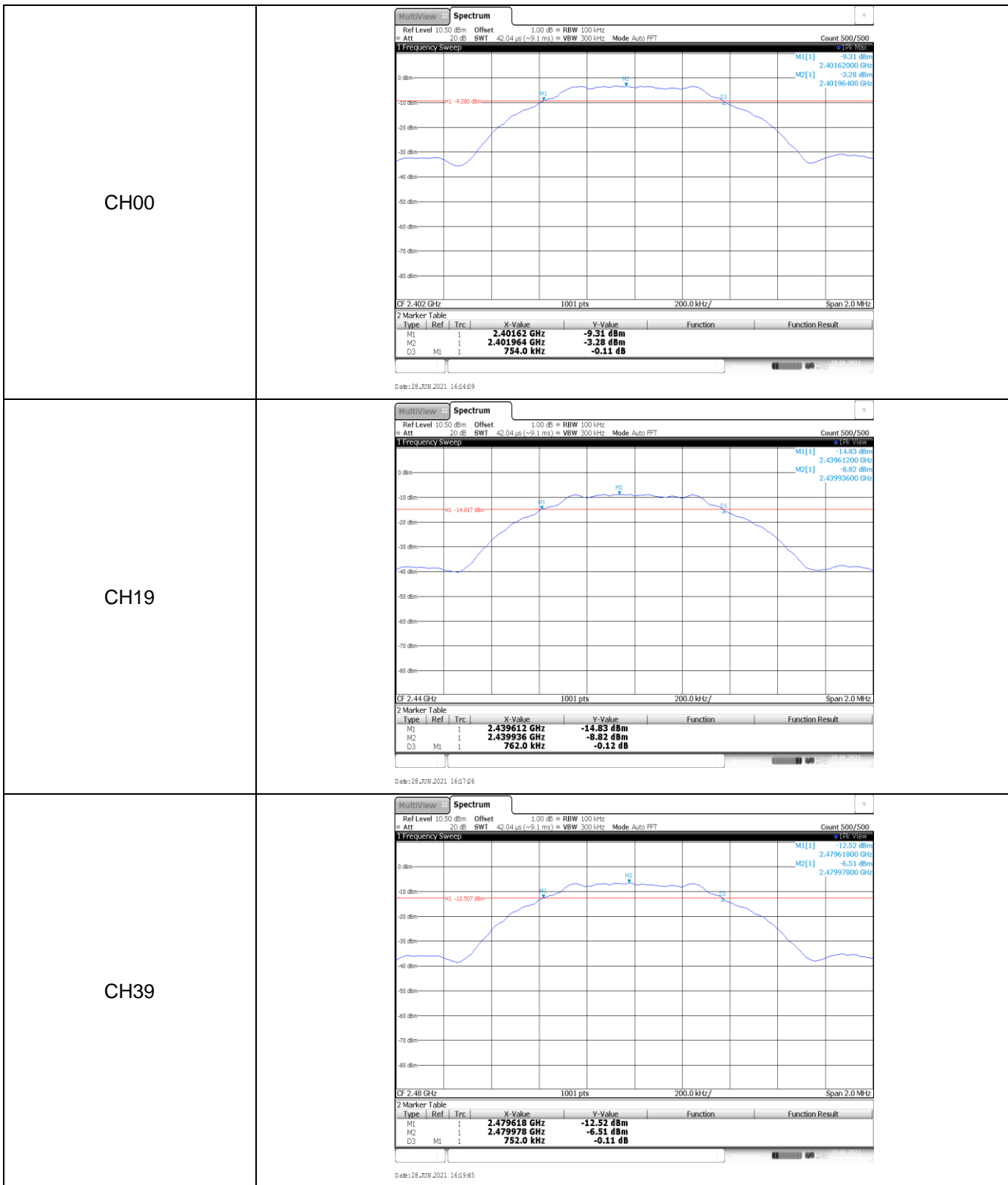
Appendix B: Power Spectral Density

Type	Channel	Power Spectral Density(dBm/3KHz)	Limit (dBm/3KHz)	Result
BT-BLE	00	-16.74	≤8.00	Pass
	19	-22.20		
	39	-20.13		



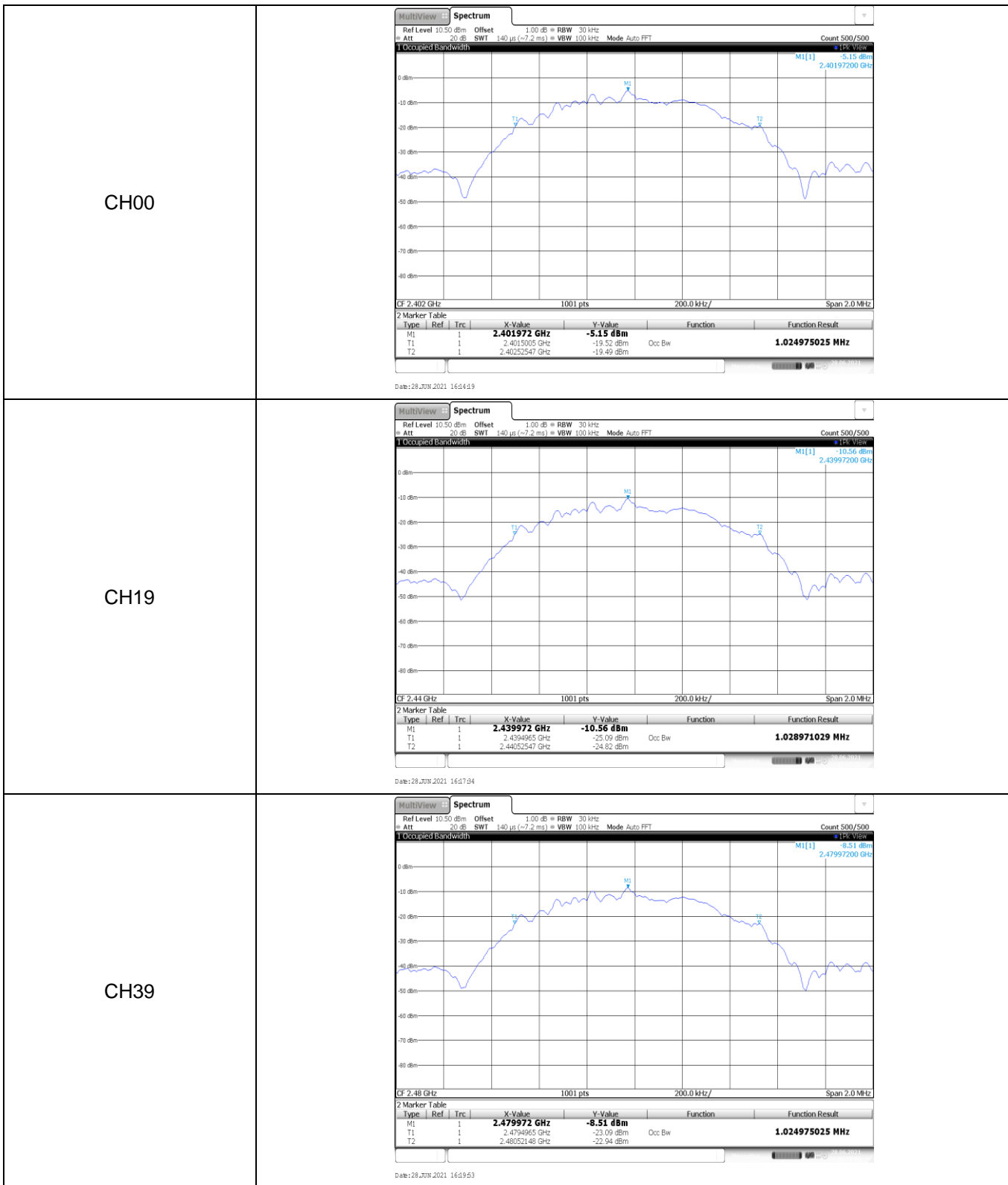
Appendix C: 6dB bandwidth

Type	Channel	6dB Bandwidth(kHz)	Limit (kHz)	Result
BT-BLE	00	754.00	≥500	Pass
	19	762.00		
	39	752.00		



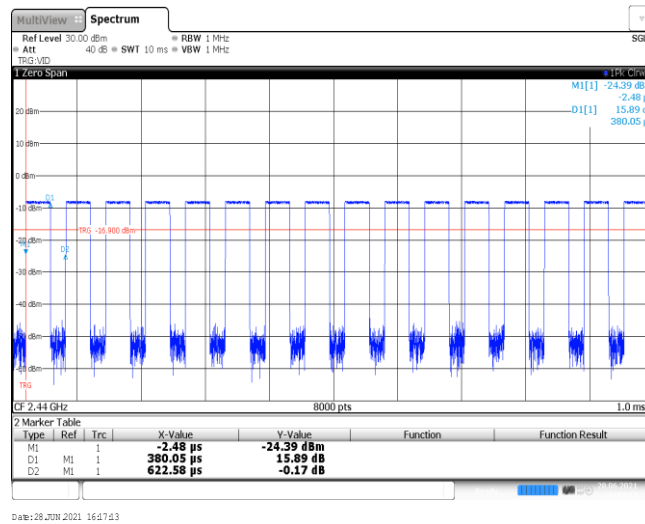
Appendix D: 99% Occupied Bandwidth

Type	Channel	99% Occupied Bandwidth(MHz)	Limit (kHz)	Result
BT-BLE	00	1.02	-	Pass
	19	1.03		
	39	1.02		

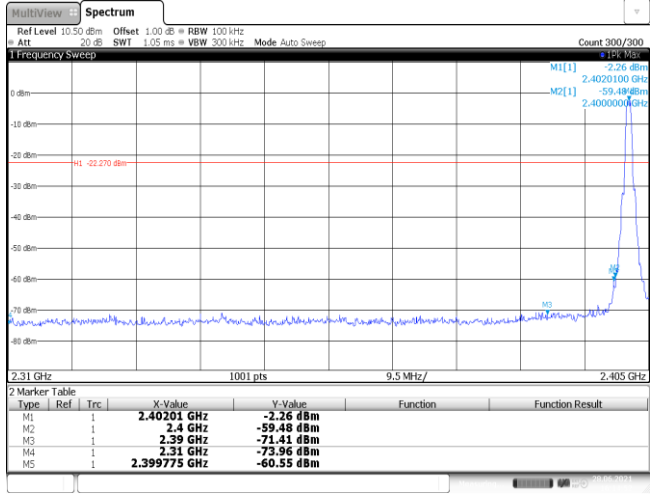
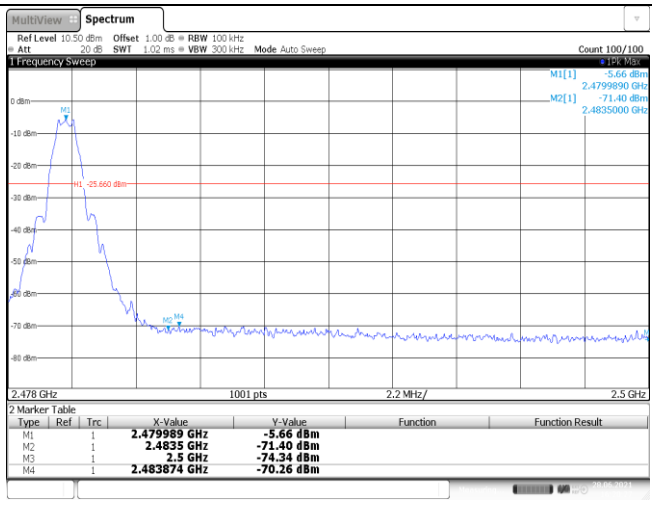


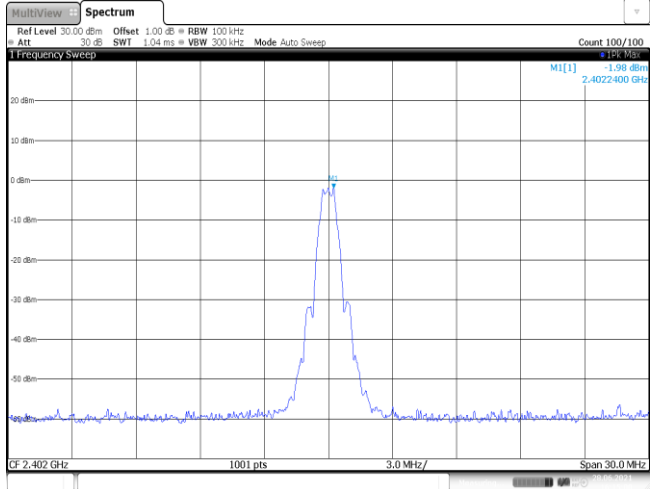
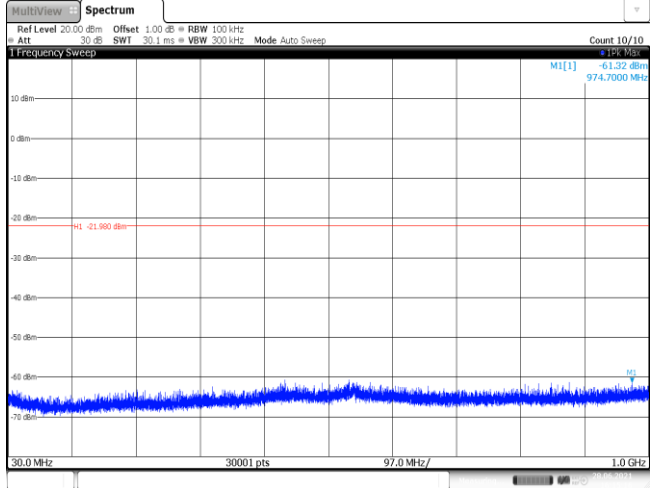
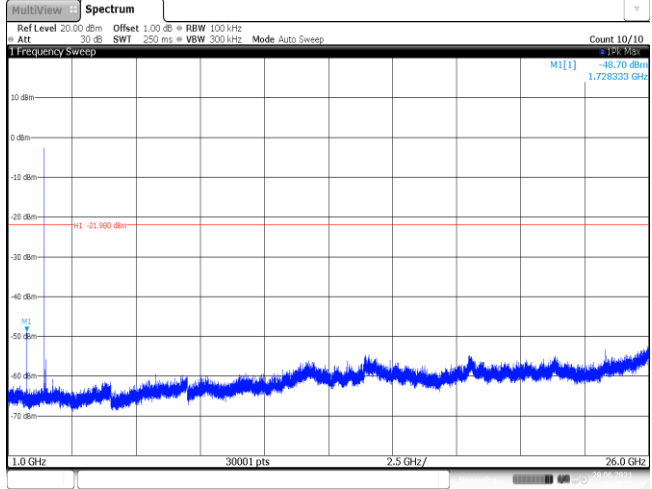
Appendix E: Duty cycle

Test Frequency (MHz)	T _{on} time for single burst (ms)	T _{period} (ms)	Duty cycle	1/T _{on} time (kHz)
2440	0.38	0.62	61.3%	2.6

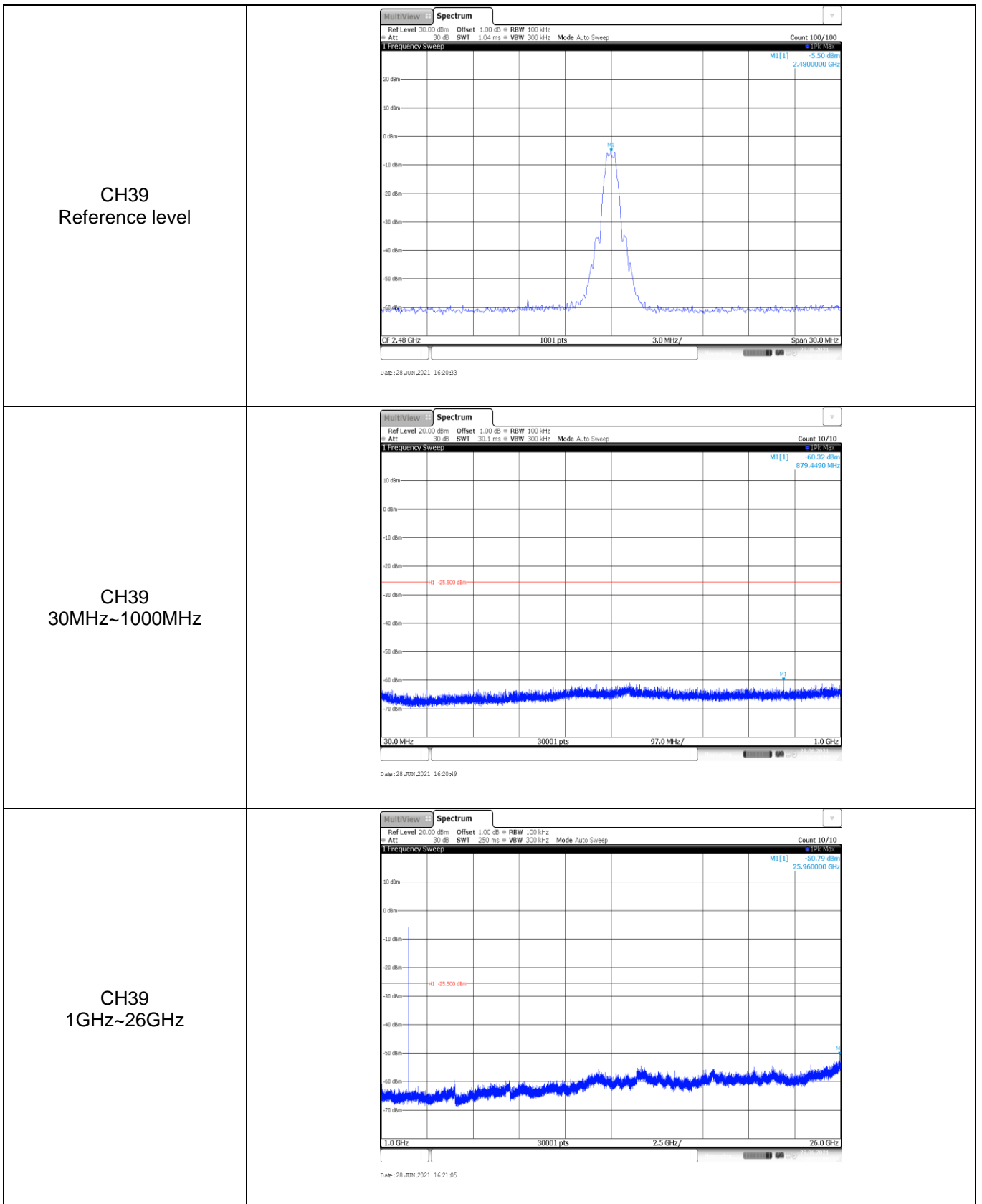


Appendix F: Band edge and Spurious Emissions (conducted)

Test Item:	Band edge																																										
<p style="text-align: center;">CH00</p>	 <p>2 Marker Table</p> <table border="1"> <thead> <tr> <th>Type</th> <th>Ref</th> <th>Trc</th> <th>X-Value</th> <th>Y-Value</th> <th>Function</th> <th>Function Result</th> </tr> </thead> <tbody> <tr> <td>M1</td> <td>1</td> <td></td> <td>2.40201 GHz</td> <td>-2.26 dBm</td> <td></td> <td></td> </tr> <tr> <td>M2</td> <td>1</td> <td></td> <td>2.4 GHz</td> <td>-59.48 dBm</td> <td></td> <td></td> </tr> <tr> <td>M3</td> <td>1</td> <td></td> <td>2.39 GHz</td> <td>-71.41 dBm</td> <td></td> <td></td> </tr> <tr> <td>M4</td> <td>1</td> <td></td> <td>2.31 GHz</td> <td>-73.96 dBm</td> <td></td> <td></td> </tr> <tr> <td>M5</td> <td>1</td> <td></td> <td>2.399775 GHz</td> <td>-60.55 dBm</td> <td></td> <td></td> </tr> </tbody> </table> <p>Date: 28 JUN 2021 16:14:52</p>	Type	Ref	Trc	X-Value	Y-Value	Function	Function Result	M1	1		2.40201 GHz	-2.26 dBm			M2	1		2.4 GHz	-59.48 dBm			M3	1		2.39 GHz	-71.41 dBm			M4	1		2.31 GHz	-73.96 dBm			M5	1		2.399775 GHz	-60.55 dBm		
Type	Ref	Trc	X-Value	Y-Value	Function	Function Result																																					
M1	1		2.40201 GHz	-2.26 dBm																																							
M2	1		2.4 GHz	-59.48 dBm																																							
M3	1		2.39 GHz	-71.41 dBm																																							
M4	1		2.31 GHz	-73.96 dBm																																							
M5	1		2.399775 GHz	-60.55 dBm																																							
<p style="text-align: center;">CH39</p>	 <p>2 Marker Table</p> <table border="1"> <thead> <tr> <th>Type</th> <th>Ref</th> <th>Trc</th> <th>X-Value</th> <th>Y-Value</th> <th>Function</th> <th>Function Result</th> </tr> </thead> <tbody> <tr> <td>M1</td> <td>1</td> <td></td> <td>2.479989 GHz</td> <td>-5.66 dBm</td> <td></td> <td></td> </tr> <tr> <td>M2</td> <td>1</td> <td></td> <td>2.4833 GHz</td> <td>-71.40 dBm</td> <td></td> <td></td> </tr> <tr> <td>M3</td> <td>1</td> <td></td> <td>2.5 GHz</td> <td>-74.34 dBm</td> <td></td> <td></td> </tr> <tr> <td>M4</td> <td>1</td> <td></td> <td>2.483874 GHz</td> <td>-70.26 dBm</td> <td></td> <td></td> </tr> </tbody> </table> <p>Date: 28 JUN 2021 16:20:27</p>	Type	Ref	Trc	X-Value	Y-Value	Function	Function Result	M1	1		2.479989 GHz	-5.66 dBm			M2	1		2.4833 GHz	-71.40 dBm			M3	1		2.5 GHz	-74.34 dBm			M4	1		2.483874 GHz	-70.26 dBm									
Type	Ref	Trc	X-Value	Y-Value	Function	Function Result																																					
M1	1		2.479989 GHz	-5.66 dBm																																							
M2	1		2.4833 GHz	-71.40 dBm																																							
M3	1		2.5 GHz	-74.34 dBm																																							
M4	1		2.483874 GHz	-70.26 dBm																																							

Test Item:	SE
<p>CH00 Reference level</p>	 <p>Ref Level 30.00 dBm Offset 1.00 dB BW 100 kHz Att 30 dB SWI 1.04 ms VBW 300 kHz Mode Auto Sweep Count 100/100 M1[1] -1.98 dBm 2.4022400 GHz CF 2.402 GHz 1001 pts 3.0 MHz/ Span 30.0 MHz Date: 28_JUN 2021 16:55:01</p>
<p>CH00 30MHz~1000MHz</p>	 <p>Ref Level 20.00 dBm Offset 1.00 dB BW 100 kHz Att 30 dB SWI 30.1 ms VBW 300 kHz Mode Auto Sweep Count 10/10 M1[1] -61.32 dBm 974.7000 MHz H1 -21.980 dBm 30.0 MHz 30001 pts 97.0 MHz/ 1.0 GHz Date: 28_JUN 2021 16:55:46</p>
<p>CH00 1GHz~26GHz</p>	 <p>Ref Level 20.00 dBm Offset 1.00 dB BW 100 kHz Att 30 dB SWI 250 ms VBW 300 kHz Mode Auto Sweep Count 10/10 M1[1] -48.70 dBm 1.726333 GHz H1 -21.980 dBm 1.0 GHz 30001 pts 2.5 GHz/ 26.0 GHz Date: 28_JUN 2021 16:55:32</p>

<p>CH19 Reference level</p>	
<p>CH19 30MHz~1000MHz</p>	
<p>CH19 1GHz~26GHz</p>	



-----End of Report-----