

TEST REPORT

Reference No..... : WTS17S0681754-3E
FCC ID : GVQS008
Applicant..... : Skyroam Technology Co., Ltd.
Address..... : BLK F, Room 710-717 Xihaimingzhu Building, Taoyuan Guangdong,
Shenzhen, China
Manufacturer : The same as above
Address..... : The same as above
Product Name..... : Skyroam Solis
Model No..... : S008
Brand..... : Skyroam
Standards..... : FCC CFR47 Part 22 Subpart H: 2016
FCC CFR47 Part 24 Subpart E: 2016
FCC CFR47 Part 27 Subpart L: 2016
Date of Receipt sample : Jun. 12, 2017
Date of Test : Jun. 12 –Jul. 05, 2017
Date of Issue..... : Jul. 06, 2017
Test Result..... : Pass

Remarks:

The results shown in this test report refer only to the sample(s) tested, this test report cannot be reproduced, except in full, without prior written permission of the company. The report would be invalid without specific stamp of test institute and the signatures of compiler and approver.

Prepared By:

Waltek Services (Shenzhen) Co., Ltd.

Address: 1/F., Fukangtai Building, West Baima Road, Songgang Street, Baoan District, Shenzhen,
Guangdong, China
Tel :+86-755-83551033
Fax:+86-755-83552400

Compiled by:

Ford Wang

Ford Wang / Project Engineer

Approved by:



Philo Zhong

Philo Zhong / Manager

2 Laboratories Introduction

Waltek Services Test Group Ltd is a professional third-party testing and certification organization with multi-year product testing and certification experience, established strictly in accordance with ISO/IEC 17025 requirements, and accredited by CNAS (China National Accreditation Service for Conformity Assessment) AQS1Q, CMA and IECEE for CBTL. Meanwhile, Waltek has got recognition as registration and accreditation laboratory from EMSD (Electrical and Mechanical Services Department), and American Energy star, FCC(The Federal Communications Commission), CPSC(Consumer Product Safety Commission), CEC(California energy efficiency), IC(Industry Canada) and ELI(Efficient Lighting Initiative). It's the strategic partner and data recognition laboratory of international authoritative organizations, such as UL, Intertek(ETL-SEMKO), CSA, TÜV Rheinland, TÜV SÜD, etc.



Waltek Services Test Group Ltd. is one of the largest and the most comprehensive third party testing organizations in China, our headquarter located in Shenzhen and have branches in Foshan, Dongguan, Zhongshan, Suzhou, Ningbo and Hong Kong, Our test capability covered four large fields: safety test. ElectroMagnetic Compatibility(EMC), reliability and energy performance, Chemical test. As a professional, comprehensive, justice international test organization, we still keep the scientific and rigorous work attitude to help each client satisfy the international standards and assist their product enter into globe market smoothly.

3 Contents

	Page
1 COVER PAGE	1
2 LABORATORIES INTRODUCTION	2
3 CONTENTS	3
4 REVISION HISTORY	5
5 GENERAL INFORMATION	6
5.1 GENERAL DESCRIPTION OF E.U.T.	6
5.2 DETAILS OF E.U.T.	6
5.3 TEST MODE	9
5.4 TEST FACILITY.....	11
6 TEST SUMMARY	12
7 EQUIPMENT USED DURING TEST	13
7.1 EQUIPMENTS LIST	13
7.2 MEASUREMENT UNCERTAINTY	14
7.3 TEST EQUIPMENT CALIBRATION	14
8 RF OUTPUT POWER	15
8.1 EUT OPERATION.....	15
8.2 TEST PROCEDURE	15
8.3 TEST RESULT	16
9 PEAK-TO-AVERAGE RATIO	54
9.1 EUT OPERATION.....	54
9.2 TEST PROCEDURE	54
9.3 TEST RESULT	54
10 BANDWIDTH	55
10.1 EUT OPERATION.....	55
10.2 TEST PROCEDURE.....	55
10.3 TEST RESULT	56
11 SPURIOUS EMISSIONS AT ANTENNA TERMINALS	88
11.1 EUT OPERATION.....	88
11.2 TEST PROCEDURE.....	88
11.3 TEST RESULT	88
12 SPURIOUS RADIATED EMISSIONS	89
12.1 EUT OPERATION.....	89
12.2 TEST SETUP	89
12.3 SPECTRUM ANALYZER SETUP	90
12.4 TEST PROCEDURE.....	91
12.5 SUMMARY OF TEST RESULTS	92
13 BAND EDGE MEASUREMENT	98
13.1 EUT OPERATION.....	98
13.2 TEST PROCEDURE.....	98
13.3 TEST RESULT	99
14 FREQUENCY STABILITY	100
14.1 EUT OPERATION.....	100
14.2 TEST PROCEDURE.....	100

14.3	TEST RESULT	101
15	RF EXPOSURE.....	127
16	PHOTOGRAPHS OF TEST SETUP AND EUT.....	128

4 Revision History

Test report No.	Date of Receipt sample	Date of Test	Date of Issue	Purpose	Comment	Approved
WTS17S0681754-3E	Jun. 12, 2017	Jun. 12 –Jul. 05, 2017	Jul. 06, 2017	original	-	Valid

5 General Information

5.1 General Description of E.U.T.

Product Name:	Skyroam Solis
Model No.:	S008
Model Description:	N/A
GSM Band(s):	N/A
GPRS/EGPRS Class:	N/A
WCDMA Band(s):	FDD Band I/II/V/VIII
LTE Band(s):	FDD Band 2/4/5/7/17/41
Wi-Fi Specification:	2.4G-802.11b/g/n HT20/n HT40
Bluetooth Version:	N/A
GPS:	N/A
NFC:	N/A
Hardware Version:	S008_MB_V1.1
Software Version:	Full_skyroam_4Solis-userdebug 6.0
Highest frequency (Exclude Radio):	1.3GHz
Storage Location:	Internal Storage

Main board (Modem 1):

The EUT Main board support WCDMA Band I/II/V/VIII, LTE Band 2/4/5/7/17/41 function. It is intended for speech, Multimedia Message Service (MMS) transmission and 4G free roaming hotspot. It is equipped with Wi-Fi functions. For more information see the following datasheet.

Note:

Vice board (Modem 2):

The EUT Vice board support WCDMA Band I/II/V/VIII, it is intended for system localization.

5.2 Details of E.U.T.

Operation Frequency:	WCDMA Band II: 1850~1910MHz WCDMA Band V: 824~849MHz LTE Band 2: 1850~1910MHz LTE Band 4: 1710~1755MHz LTE Band 5: 823~850MHz LTE Band 7: 2500-2570MHz LTE Band 17: 704-716MHz LTE Band 41: 2555~2655MHz WiFi: 802.11b/g/n HT20: 2412~2462MHz 802.11n HT40: 2422~2452MHz
----------------------	--

Max. RF output power:	<p>Main Board:</p> <p>WCDMA Band II: 22.63dBm</p> <p>WCDMA Band V: 22.45dBm</p> <p>LTE Band 2: 22.88dBm</p> <p>LTE Band 4: 21.93dBm</p> <p>LTE Band 5: 22.82dBm</p> <p>LTE Band 7: 22.89dBm</p> <p>LTE Band 17: 22.84dBm</p> <p>LTE Band 41: 23.74dBm</p> <p>WiFi(2.4G): 9.49dBm</p> <p>Vice Board:</p> <p>WCDMA Band II: 22.88dBm</p> <p>WCDMA Band V: 22.45dBm</p>
Type of Modulation:	<p>WCDMA: BPSK, 16QAM</p> <p>LTE: QPSK, 16QAM</p> <p>WiFi: CCK, OFDM</p>
Antenna installation:	<p>WCDMA/LTE: internal permanent antenna</p> <p>WiFi: internal permanent antenna</p>
Antenna Gain:	<p>WCDMA Band II: 2.33dBi</p> <p>WCDMA Band V: -0.41dBi</p> <p>LTE Band 2: 2.33dBi</p> <p>LTE Band 4: 3.34dBi</p> <p>LTE Band 5: -0.41dBi</p> <p>LTE Band 7: 3.67dBi</p> <p>LTE Band 17: -0.31dBi</p> <p>LTE Band 41: 3.65dBi</p> <p>WiFi(2.4G): 1.13dBi</p>
Technical Data:	<p>Powered by Battery DC 3.7V, 3350mAh</p> <p>or Powered by USB port input 5V, 2.0A</p>
Adapter:	<p>Sale without adapter</p>
Type of Emission:	<p>LTE Band 2 1.4MHz: 1M09G7D(QPSK), 1M09W7D(16QAM)</p> <p>LTE Band 2 3MHz: 2M73G7D(QPSK), 2M73W7D(16QAM)</p> <p>LTE Band 2 5MHz: 4M50G7D(QPSK), 4M49W7D(16QAM)</p> <p>LTE Band 2 10 MHz: 8M93G7D(QPSK), 8M92W7D(16QAM)</p> <p>LTE Band 2 15MHz: 13M5G7D(QPSK), 13M5W7D(16QAM)</p> <p>LTE Band 2 20MHz: 17M9G7D(QPSK), 17M9W7D(16QAM)</p> <p>LTE Band 4 1.4MHz: 1M09G7D(QPSK), 1M09W7D(16QAM)</p> <p>LTE Band 4 3MHz: 2M73G7D(QPSK), 2M73W7D(16QAM)</p> <p>LTE Band 4 5MHz: 4M50G7D(QPSK), 4M49W7D(16QAM)</p> <p>LTE Band 4 10 MHz: 8M92G7D(QPSK), 8M92W7D(16QAM)</p> <p>LTE Band 4 15MHz: 13M4G7D(QPSK), 13M4W7D(16QAM)</p>

LTE Band 4 20MHz: 17M9G7D(QPSK), 17M9W7D(16QAM)
LTE Band 5 1.4MHz: 1M09G7D(QPSK), 1M09W7D(16QAM)
LTE Band 5 3MHz: 2M73G7D(QPSK), 2M72W7D(16QAM)
LTE Band 5 5MHz: 4M49G7D(QPSK), 4M49W7D(16QAM)
LTE Band 5 10 MHz: 8M94G7D(QPSK), 8M93W7D(16QAM)
LTE Band 7 5MHz: 4M50G7D(QPSK), 4M79W7D(16QAM)
LTE Band 7 10 MHz: 8M92G7D(QPSK), 8M91W7D(16QAM)
LTE Band 7 15MHz: 13M5G7D(QPSK), 13M5W7D(16QAM)
LTE Band 7 20MHz: 17M9G7D(QPSK), 17M9W7D(16QAM)
LTE Band 17 5MHz: 4M50G7D(QPSK), 4M50W7D(16QAM)
LTE Band 17 10 MHz: 8M89G7D(QPSK), 8M88W7D(16QAM)
LTE Band 41 5MHz: 4M50G7D(QPSK), 4M50W7D(16QAM)
LTE Band 41 10 MHz: 8M93G7D(QPSK), 8M93W7D(16QAM)
LTE Band 41 15 MHz: 13M5G7D(QPSK), 13M5W7D(16QAM)
LTE Band 41 20 MHz: 17M9G7D(QPSK), 17M9W7D(16QAM)

5.3 Test Mode

All test mode(s) and condition(s) mentioned were considered and evaluated respectively by performing full tests, the worst data were recorded and reported.

Support Band	Test Mode BW(MHz)	Channel Frequency	Channel Number
LTE Band 2	1.4	1850.7 MHz	18607
		1880.0 MHz	18900
		1909.3 MHz	19193
	3	1851.5 MHz	18615
		1880.0 MHz	18900
		1908.5 MHz	19185
	5	1852.5 MHz	18625
		1880.0 MHz	18900
		1907.5 MHz	19175
	10	1855.0 MHz	18650
		1880.0 MHz	18900
		1905.0 MHz	19150
	15	1857.5 MHz	18675
		1880.0 MHz	18900
		1902.5 MHz	19125
20	1860.0 MHz	18700	
	1880.0 MHz	18900	
	1900.0 MHz	19100	
LTE Band 4	1.4	1710.7 MHz	19957
		1732.5 MHz	20175
		1754.3 MHz	20393
	3	1711.5 MHz	19965
		1732.5 MHz	20175
		1753.5 MHz	20385
	5	1712.5 MHz	19975
		1732.5 MHz	20175
		1752.5 MHz	20375
	10	1715.0 MHz	20000
		1732.5 MHz	20175
		1750.0 MHz	20350
	15	1717.5 MHz	20025
		1732.5 MHz	20175
		1747.5 MHz	20325
20	1720.0 MHz	20050	
	1732.5 MHz	20175	
	1745.0 MHz	20300	
LTE Band 5	1.4	824.7 MHz	20407
		836.5 MHz	20525
		848.3 MHz	20643
	3	825.5 MHz	20415

		836.5 MHz	20525	
		847.5 MHz	20635	
		5	826.5 MHz	20425
			836.5 MHz	20525
			846.5 MHz	20625
		10	829.0 MHz	20450
			836.5 MHz	20525
			844.0 MHz	20600
LTE Band 7	5	2502.5 MHz	20775	
		2535 MHz	21100	
		2567.5 MHz	21425	
	10	2505.0 MHz	20800	
		2535 MHz	21100	
		2565.0 MHz	21400	
	15	2507.5 MHz	20825	
		2535 MHz	21100	
		2562.5 MHz	21375	
	20	2510.0 MHz	20850	
		2535 MHz	21100	
		2560.0 MHz	21350	
LTE Band 17	5	706.5 MHz	23755	
		710.0 MHz	23790	
		713.5 MHz	23825	
	10	709.0 MHz	23780	
		710.0 MHz	23790	
		711.0 MHz	23800	
LTE Band 41	5	2557.5 MHz	40265	
		2593.0 MHz	40620	
		2652.5MHz	41215	
	10	2560.0 MHz	40290	
		2593.0 MHz	40620	
		2650.0 MHz	41190	
	15	2562.5 MHz	40315	
		2593.0 MHz	40620	
		2647.5 MHz	41165	
	20	2565.0 MHz	40340	
2593.0 MHz		40620		
2645.0 MHz		41140		
Remark: All mode(s) were tested and the worst data was recorded.				

5.4 Test Facility

The test facility has a test site registered with the following organizations:

- **IC – Registration No.: 7760A**

Waltek Services(Shenzhen) Co., Ltd. Has been registered and fully described in a report filed with the Industry Canada. The acceptance letter from the Industry Canada is maintained in our files. Registration number 7760A, October 15, 2015.

- **FCC Test Site 2#– Registration No.: 328995**

Waltek Services(Shenzhen) Co., Ltd. EMC Laboratory `has been registered and fully described in a report filed with the (FCC) Federal Communications Commission. The acceptance letter from the FCC is maintained in our files. Registration 328995, December 3, 2014.

6 Test Summary

Test Items	Test Requirement	Result
RF Output Power	2.1046 22.913 (a) 24.232 (c) 27.50(h.2) 27.50(d.4)	PASS
Peak-to-Average Ratio	24.232 (d) 27.50(d)	PASS
Bandwidth	2.1049 22.905 22.917 24.238 27.53(a)	PASS
Spurious Emissions at Antenna Terminal	2.1051 22.917 (a) 24.238 (a) 27.53(h) 27.53(m)(4)	PASS
Field Strength of Spurious Radiation	2.1053 22.917 (a) 24.238 (a) 27.53(h) 27.53(m)(4)	PASS
Out of band emission	22.917 (a) 24.238 (a) 27.53(h) 27.53(m)(4)	PASS
Frequency Stability	2.1055 22.355 24.235 27.5(h) 27.54	PASS
Maximum Permissible Exposure (SAR)	1.1307 2.1093	PASS

7 Equipment Used during Test

7.1 Equipments List

Conducted Emissions Test Site 1#						
Item	Equipment	Manufacturer	Model No.	Serial No.	Last Calibration Date	Calibration Due Date
1.	EMI Test Receiver	R&S	ESCI	100947	Sep.12,2016	Sep.11,2017
2.	LISN	R&S	ENV216	101215	Sep.12,2016	Sep.11,2017
3.	Cable	Top	TYPE16(3.5M)	-	Sep.12,2016	Sep.11,2017
Conducted Emissions Test Site 2#						
Item	Equipment	Manufacturer	Model No.	Serial No.	Last Calibration Date	Calibration Due Date
1.	EMI Test Receiver	R&S	ESCI	101155	Sep.12,2016	Sep.11,2017
2.	LISN	SCHWARZBECK	NSLK 8128	8128-289	Sep.12,2016	Sep.11,2017
3.	Limiter	York	MTS-IMP-136	261115-001-0024	Sep.12,2016	Sep.11,2017
4.	Cable	LARGE	RF300	-	Sep.12,2016	Sep.11,2017
3m Semi-anechoic Chamber for Radiation Emissions Test site 1#						
Item	Equipment	Manufacturer	Model No.	Serial No.	Last Calibration Date	Calibration Due Date
1	Spectrum Analyzer	R&S	FSP	100091	Apr.29, 2017	Apr.28, 2018
2	Active Loop Antenna	Beijing Dazhi	ZN30900A	-	Apr.09,2017	Apr.08,2018
3	Trilog Broadband Antenna	SCHWARZBECK	VULB9163	336	Apr.09,2017	Apr.08,2018
4	Coaxial Cable (below 1GHz)	Top	TYPE16(13M)	-	Sep.12,2016	Sep.11,2017
5	Broad-band Horn Antenna	SCHWARZBECK	BBHA 9120 D	667	Apr.09,2017	Apr.08,2018
6	Broad-band Horn Antenna	SCHWARZBECK	BBHA 9170	335	Apr.09,2017	Apr.08,2018
7	Broadband Pre-amplifier	COMPLIANCE DIRECTION	PAP-1G18	2004	Apr.13,2017	Apr.12,2018
8	Coaxial Cable (above 1GHz)	Top	1GHz-25GHz	EW02014-7	Apr.13,2017	Apr.12,2018
9	Signal Generator	R&S	SMR20	100046	Sep.12,2016	Sep.11,2017
10	Smart Antenna	SCHWARZBECK	HA08	-	Apr.09,2017	Apr.08,2018
3m Semi-anechoic Chamber for Radiation Emissions Test site 2#						
Item	Equipment	Manufacturer	Model No.	Serial No	Last Calibration Date	Calibration Due Date
1	Test Receiver	R&S	ESCI	101296	Apr.13,2017	Apr.12,2018
2	Trilog Broadband Antenna	SCHWARZBECK	VULB9160	9160-3325	Apr.09,2017	Apr.08,2018

3	Amplifier	Compliance pirection systems inc	PAP-0203	22024	Apr.13,2017	Apr.12,2018
4	Cable	HUBER+SUHNER	CBL2	525178	Apr.13,2017	Apr.12,2018
RF Conducted Testing						
Item	Equipment	Manufacturer	Model No.	Serial No.	Last Calibration Date	Calibration Due Date
1.	EMC Analyzer (9k~26.5GHz)	Agilent	E7405A	MY45114943	Sep.12,2016	Sep.11,2017
2.	Spectrum Analyzer	Agilent	N9020A	MY49100060	Sep.12,2016	Sep.11,2017
3.	Universal Radio Communication Tester	R&S	CMW 500	127818	Apr.13,2017	Apr.12,2018
4	Signal Analyzer (9k~26.5GHz)	Agilent	N9010A	MY50520207	Sep.12,2016	Sep.11,2017

7.2 Measurement Uncertainty

Parameter	Uncertainty
Radio Frequency	$\pm 1 \times 10^{-6}$
RF Power	± 1.0 dB
RF Power Density	± 2.2 dB
Radiated Spurious Emissions test	± 5.03 dB (Bilog antenna 30M~1000MHz)
	± 5.47 dB (Horn antenna 1000M~25000MHz)
Conducted Spurious Emissions test	± 3.64 dB (Active Loop antenna 9kHz~30MHz)
Confidence interval: 95%. Confidence factor:k=2	

7.3 Test Equipment Calibration

All the test equipments used are valid and calibrated by CEPREI Certification Body that address is No.110 Dongguan Zhuang RD. Guangzhou, P.R.China.

8 RF OUTPUT POWER

Test Requirement:	FCC Part 2.1046, 22.913 (a), 24.232 (c), 27.50(h.2); 27.50(d.4)
Test Method:	TIA/EIA-603-D:2010 KDB971168 D01 v02r02
Test Mode:	TX transmitting

8.1 EUT Operation

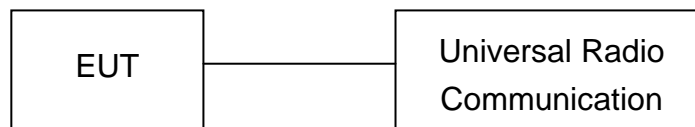
Operating Environment :

Temperature:	22.5 °C
Humidity:	52.1 % RH
Atmospheric Pressure:	101.2kPa

8.2 Test Procedure

Conducted method:

The RF output of the transmitter was connected to the wireless test set and the spectrum analyzer through sufficient attenuation.



Radiated method:

1. The setup of EUT is according with per TIA/EIA Standard 603D:2010.
2. The measurement antenna was placed at a distance of 3 meters from the EUT. During the tests, the antenna height and polarization as well as EUT azimuth were varied in order to identify the maximum level of emissions from the EUT. The test was performed by placing the EUT on 3-orthogonal axis.
3. The frequency range up to tenth harmonic of the fundamental frequency was investigated.
4. Remove the EUT and replace it with substitution antenna. A signal generator was connected to the substitution antenna by a non-radiating cable. The absolute levels of the spurious emissions were measured by the substitution.

8.3 Test Result

Conducted Power

LTE Band 2:

BW(MHz)	Ch	Freq(MHz)	Mode	UL RB Allocation	UL RB Offset	Average Power (dbm)	Tune up limited(dBm)	MPR (dB)
1.4MHz	18607	1850.7	QPSK	1	0	22.8	22.0±1	/
				1	2	22.86	22.0±1	/
				1	5	21.97	22.0±1	/
				3	0	21.92	21.0±1	/
				3	1	21.87	21.0±1	/
				3	2	21.86	21.0±1	/
			6	0	20.94	21.0±1	1.0	
			16QAM	1	0	21.65	21.0±1	1.0
				1	2	21.81	21.0±1	1.0
				1	5	21.79	21.0±1	1.0
				3	0	21.89	21.0±1	1.0
				3	1	21.86	21.0±1	1.0
				3	2	21.88	21.0±1	1.0
			6	0	21.07	21.0±1	1.0	
	18900	1880	QPSK	1	0	22.73	22.0±1	/
				1	2	22.68	22.0±1	/
				1	5	22.47	22.0±1	/
				3	0	21.51	21.0±1	/
				3	1	21.43	21.0±1	/
				3	2	21.53	21.0±1	/
			6	0	21.55	21.0±1	1.0	
			16QAM	1	0	21.62	21.0±1	1.0
				1	2	21.5	21.0±1	1.0
				1	5	21.49	21.0±1	1.0
				3	0	21.46	21.0±1	1.0
				3	1	21.33	21.0±1	1.0
				3	2	21.3	21.0±1	1.0
			6	0	21.2	21.0±1	1.0	
	19193	1909.3	QPSK	1	0	22.24	22.0±1	/
				1	2	22.23	22.0±1	/
1				5	22.18	22.0±1	/	
3				0	21.29	21.0±1	/	
3				1	21.22	21.0±1	/	
3				2	21.18	21.0±1	/	
6			0	21.15	21.0±1	1.0		
16QAM			1	0	21.74	21.0±1	1.0	
			1	2	21.69	21.0±1	1.0	
			1	5	21.68	21.0±1	1.0	
			3	0	21.42	21.0±1	1.0	
			3	1	21.37	21.0±1	1.0	
			3	2	21.36	21.0±1	1.0	
6			0	21.36	21.0±1	1.0		

BW(MHz)	Ch	Freq(MHz)	Mode	UL RB Allocation	UL RB Offset	Average Power (dbm)	Tune up limited(dBm)	MPR (dB)
3MHz	18615	1851.5	QPSK	1	0	22.77	22.0±1	/
				1	8	21.95	22.0±1	/
				1	14	21.95	22.0±1	/
				6	0	21.96	21.0±1	1.0
				6	4	21.04	21.0±1	1.0
				6	9	21.02	21.0±1	1.0
				15	0	21.01	21.0±1	1.0
			16QAM	1	0	21.45	21.0±1	1.0
				1	8	21.62	21.0±1	1.0
				1	14	21.55	21.0±1	1.0
				6	0	21.97	21.0±1	1.0
				6	4	21.15	21.0±1	1.0
				6	9	21.17	21.0±1	1.0
				15	0	21.99	21.0±1	1.0
	18900	1880	QPSK	1	0	22.34	22.0±1	/
				1	8	22.44	22.0±1	/
				1	14	22.49	22.0±1	/
				6	0	21.46	21.0±1	1.0
				6	4	21.3	21.0±1	1.0
				6	9	21.34	21.0±1	1.0
				15	0	21.43	21.0±1	1.0
			16QAM	1	0	21.5	21.0±1	1.0
				1	8	21.47	21.0±1	1.0
				1	14	21.48	21.0±1	1.0
				6	0	21.31	21.0±1	1.0
				6	4	21.29	21.0±1	1.0
				6	9	21.14	21.0±1	1.0
				15	0	21.42	21.0±1	1.0
	19185	1908.5	QPSK	1	0	22.57	22.0±1	/
				1	8	22.2	22.0±1	/
				1	14	22.03	22.0±1	/
				6	0	21.45	21.0±1	1.0
				6	4	21.21	21.0±1	1.0
				6	9	21.16	21.0±1	1.0
				15	0	21.24	21.0±1	1.0
			16QAM	1	0	21.08	21.0±1	1.0
1				8	21.77	21.0±1	1.0	
1				14	21.56	21.0±1	1.0	
6				0	21.5	21.0±1	1.0	
6				4	21.32	21.0±1	1.0	
6				9	21.25	21.0±1	1.0	
15				0	21.27	21.0±1	1.0	

BW(MHz)	Ch	Freq(MHz)	Mode	UL RB Allocation	UL RB Offset	Average Power (dbm)	Tune up limited(dBm)	MPR (dB)
5MHz	18625	1852.5	QPSK	1	0	21.98	22.0±1	/
				1	12	22.16	22.0±1	/
				1	24	21.98	22.0±1	/
				12	0	21.05	21.0±1	1.0
				12	6	21.07	21.0±1	1.0
				12	11	21.06	21.0±1	1.0
				25	0	21	21.0±1	1.0
			16QAM	1	0	21.72	21.0±1	1.0
				1	12	21.93	21.0±1	1.0
				1	24	21.9	21.0±1	1.0
				12	0	21.91	21.0±1	1.0
				12	6	21.94	21.0±1	1.0
				12	11	21.01	21.0±1	1.0
				25	0	21.93	21.0±1	1.0
	18900	1880	QPSK	1	0	22.39	22.0±1	/
				1	12	22.46	22.0±1	/
				1	24	22.5	22.0±1	/
				12	0	21.33	21.0±1	1.0
				12	6	21.49	21.0±1	1.0
				12	11	21.4	21.0±1	1.0
				25	0	21.41	21.0±1	1.0
			16QAM	1	0	21.28	21.0±1	1.0
				1	12	21.33	21.0±1	1.0
				1	24	21.53	21.0±1	1.0
				12	0	21.42	21.0±1	1.0
				12	6	21.47	21.0±1	1.0
				12	11	21.61	21.0±1	1.0
				25	0	21.43	21.0±1	1.0
	19175	1907.5	QPSK	1	0	22.59	22.0±1	/
				1	12	22.63	22.0±1	/
				1	24	22.28	22.0±1	/
				12	0	21.53	21.0±1	1.0
				12	6	21.47	21.0±1	1.0
				12	11	21.26	21.0±1	1.0
				25	0	21.4	21.0±1	1.0
			16QAM	1	0	21.24	21.0±1	1.0
1				12	21.29	21.0±1	1.0	
1				24	21.01	21.0±1	1.0	
12				0	21.41	21.0±1	1.0	
12				6	21.53	21.0±1	1.0	
12				11	21.28	21.0±1	1.0	
25				0	21.48	21.0±1	1.0	

BW(MHz)	Ch	Freq(MHz)	Mode	UL RB Allocation	UL RB Offset	Average Power (dbm)	Tune up limited(dBm)	MPR (dB)
10MHz	18650	1855	QPSK	1	0	21.89	22.0±1	/
				1	24	21.97	22.0±1	/
				1	49	22.13	22.0±1	/
				25	0	21.13	21.0±1	1.0
				25	12	21	21.0±1	1.0
				25	24	21.06	21.0±1	1.0
				50	0	21.11	21.0±1	1.0
			16QAM	1	0	21.53	21.0±1	1.0
				1	24	21.61	21.0±1	1.0
				1	49	21.73	21.0±1	1.0
				25	0	21.05	21.0±1	1.0
				25	12	21.02	21.0±1	1.0
				25	24	21.07	21.0±1	1.0
				50	0	21.02	21.0±1	1.0
	18900	1880	QPSK	1	0	22.48	22.0±1	/
				1	24	22.39	22.0±1	/
				1	49	22.51	22.0±1	/
				25	0	21.37	21.0±1	1.0
				25	12	21.42	21.0±1	1.0
				25	24	21.44	21.0±1	1.0
				50	0	21.37	21.0±1	1.0
			16QAM	1	0	21.58	21.0±1	1.0
				1	24	21.57	21.0±1	1.0
				1	49	21.58	21.0±1	1.0
				25	0	21.4	21.0±1	1.0
				25	12	21.32	21.0±1	1.0
				25	24	21.44	21.0±1	1.0
				50	0	21.43	21.0±1	1.0
	19150	1905	QPSK	1	0	22.35	22.0±1	/
				1	24	22.41	22.0±1	/
1				49	22.17	22.0±1	/	
25				0	21.42	21.0±1	1.0	
25				12	21.42	21.0±1	1.0	
25				24	21.38	21.0±1	1.0	
50				0	21.42	21.0±1	1.0	
16QAM			1	0	21.98	21.0±1	1.0	
			1	24	21.96	21.0±1	1.0	
			1	49	21.56	21.0±1	1.0	
			25	0	21.45	21.0±1	1.0	
			25	12	21.54	21.0±1	1.0	
			25	24	21.54	21.0±1	1.0	
			50	0	21.49	21.0±1	1.0	

BW(MHz)	Ch	Freq(MHz)	Mode	UL RB Allocation	UL RB Offset	Average Power (dbm)	Tune up limited(dBm)	MPR (dB)
15MHz	18675	1857.5	QPSK	1	0	21.95	22.0±1	/
				1	37	22.09	22.0±1	/
				1	74	22.06	22.0±1	/
				36	0	21.09	21.0±1	1.0
				36	16	21.05	21.0±1	1.0
				36	35	21.05	21.0±1	1.0
				75	0	21.07	21.0±1	1.0
			16QAM	1	0	21.49	21.0±1	1.0
				1	37	21.68	21.0±1	1.0
				1	74	21.65	21.0±1	1.0
				36	0	21.18	21.0±1	1.0
				36	16	21.19	21.0±1	1.0
				36	35	21.13	21.0±1	1.0
				75	0	21.04	21.0±1	1.0
	18900	1880	QPSK	1	0	22.67	22.0±1	/
				1	37	22.39	22.0±1	/
				1	74	22.52	22.0±1	/
				36	0	21.35	21.0±1	1.0
				36	16	21.45	21.0±1	1.0
				36	35	21.43	21.0±1	1.0
				75	0	21.34	21.0±1	1.0
			16QAM	1	0	21.75	21.0±1	1.0
				1	37	21.47	21.0±1	1.0
				1	74	21.5	21.0±1	1.0
				36	0	21.28	21.0±1	1.0
				36	16	21.39	21.0±1	1.0
				36	35	21.45	21.0±1	1.0
				75	0	21.32	21.0±1	1.0
	19125	1902.5	QPSK	1	0	22.52	22.0±1	/
				1	37	22.33	22.0±1	/
1				74	22.14	22.0±1	/	
36				0	21.37	21.0±1	1.0	
36				16	21.37	21.0±1	1.0	
36				35	21.44	21.0±1	1.0	
75				0	21.45	21.0±1	1.0	
16QAM			1	0	21.6	21.0±1	1.0	
			1	37	21.48	21.0±1	1.0	
			1	74	21.26	21.0±1	1.0	
			36	0	21.41	21.0±1	1.0	
			36	16	21.29	21.0±1	1.0	
			36	35	21.38	21.0±1	1.0	
			75	0	21.4	21.0±1	1.0	

BW(MHz)	Ch	Freq(MHz)	Mode	UL RB Allocation	UL RB Offset	Average Power (dbm)	Tune up limited(dBm)	MPR (dB)
20MHz	18700	1860	QPSK	1	0	21.96	22.0±1	/
				1	49	22.22	22.0±1	/
				1	99	22.73	22.0±1	/
				50	0	21.09	21.0±1	1.0
				50	24	21.04	21.0±1	1.0
				50	49	21.96	21.0±1	1.0
			100	0	21.93	21.0±1	1.0	
			16QAM	1	0	21.13	21.0±1	1.0
				1	49	21.28	21.0±1	1.0
				1	99	21.84	21.0±1	1.0
				50	0	21.08	21.0±1	1.0
				50	24	21.11	21.0±1	1.0
	50	49		21.94	21.0±1	1.0		
	100	0	21.06	21.0±1	1.0			
	18900	1880	QPSK	1	0	22.65	22.0±1	/
				1	49	22.88	22.0±1	/
				1	99	22.5	22.0±1	/
				50	0	21.79	21.0±1	1.0
				50	24	21.89	21.0±1	1.0
				50	49	21.87	21.0±1	1.0
			100	0	21.37	21.0±1	1.0	
			16QAM	1	0	21.96	21.0±1	1.0
				1	49	21.54	21.0±1	1.0
				1	99	21.7	21.0±1	1.0
				50	0	21.25	21.0±1	1.0
				50	24	21.44	21.0±1	1.0
	50	49		21.35	21.0±1	1.0		
	100	0	21.35	21.0±1	1.0			
	19100	1900	QPSK	1	0	22.27	22.0±1	/
				1	49	22.36	22.0±1	/
1				99	22.21	22.0±1	/	
50				0	21.43	21.0±1	1.0	
50				24	21.46	21.0±1	1.0	
50				49	21.39	21.0±1	1.0	
100			0	21.56	21.0±1	1.0		
16QAM			1	0	21.34	21.0±1	1.0	
			1	49	21.45	21.0±1	1.0	
			1	99	21.29	21.0±1	1.0	
			50	0	21.37	21.0±1	1.0	
			50	24	21.39	21.0±1	1.0	
	50	49	21.39	21.0±1	1.0			
100	0	21.52	21.0±1	1.0				

LTE Band 4:

BW(MHz)	Ch	Freq(MHz)	Mode	UL RB Allocation	UL RB Offset	Average Power (dbm)	Tune up limited(dBm)	MPR (dB)
1.4MHz	19957	1710.7	QPSK	1	0	21	21.0±1	/
				1	2	21.51	21.0±1	/
				1	5	21.50	21.0±1	/
				3	0	20.03	20.0±1	/
				3	1	20.97	20.0±1	/
				3	2	20.01	20.0±1	/
			6	0	20	20.0±1	1.0	
			16QAM	1	0	20.76	20.0±1	1.0
				1	2	20.8	20.0±1	1.0
				1	5	20.79	20.0±1	1.0
				3	0	20.03	20.0±1	1.0
				3	1	20.9	20.0±1	1.0
	3	2		20.02	20.0±1	1.0		
	20175	1732.5	QPSK	1	0	21.85	21.0±1	/
				1	2	21.81	21.0±1	/
				1	5	21.77	21.0±1	/
				3	0	20.82	20.0±1	/
				3	1	20.72	20.0±1	/
				3	2	20.76	20.0±1	/
			6	0	20.88	20.0±1	1.0	
			16QAM	1	0	20.06	20.0±1	1.0
				1	2	20.92	20.0±1	1.0
				1	5	20.86	20.0±1	1.0
				3	0	20.76	20.0±1	1.0
				3	1	20.72	20.0±1	1.0
	3	2		20.74	20.0±1	1.0		
	20393	1754.3	QPSK	1	0	21.73	21.0±1	/
				1	2	21.68	21.0±1	/
				1	5	21.74	21.0±1	/
				3	0	20.76	20.0±1	/
				3	1	20.8	20.0±1	/
				3	2	20.81	20.0±1	/
			6	0	20.83	20.0±1	1.0	
			16QAM	1	0	20.28	20.0±1	1.0
				1	2	20.32	20.0±1	1.0
				1	5	20.28	20.0±1	1.0
3				0	20.03	20.0±1	1.0	
3				1	20.9	20.0±1	1.0	
3	2	20.87		20.0±1	1.0			
6	0	20.02	20.0±1	1.0				

BW(MHz)	Ch	Freq(MHz)	Mode	UL RB Allocation	UL RB Offset	Average Power (dbm)	Tune up limited(dBm)	MPR (dB)
3MHz	19965	1711.5	QPSK	1	0	21.87	21.0±1	/
				1	8	21.85	21.0±1	/
				1	14	21.78	21.0±1	/
				6	0	20.9	20.0±1	1.0
				6	4	20.8	20.0±1	1.0
				6	9	20.9	20.0±1	1.0
				15	0	20.92	20.0±1	1.0
			16QAM	1	0	20.49	20.0±1	1.0
				1	8	20.44	20.0±1	1.0
				1	14	20.28	20.0±1	1.0
				8	0	20.1	20.0±1	1.0
				8	4	20.05	20.0±1	1.0
				8	9	20.06	20.0±1	1.0
				15	0	20.88	20.0±1	1.0
	20175	1732.5	QPSK	1	0	21.86	21.0±1	/
				1	8	21.87	21.0±1	/
				1	14	21.8	21.0±1	/
				6	0	20.88	20.0±1	1.0
				6	4	20.76	20.0±1	1.0
				6	9	20.74	20.0±1	1.0
				15	0	20.75	20.0±1	1.0
			16QAM	1	0	20.96	20.0±1	1.0
				1	8	20.92	20.0±1	1.0
				1	14	20.89	20.0±1	1.0
				6	0	20.84	20.0±1	1.0
				6	4	20.71	20.0±1	1.0
				6	9	20.63	20.0±1	1.0
				15	0	20.88	20.0±1	1.0
	20385	1753.5	QPSK	1	0	21.63	21.0±1	/
				1	8	21.72	21.0±1	/
				1	14	21.7	21.0±1	/
				6	0	20.71	20.0±1	1.0
				6	4	20.73	20.0±1	1.0
				6	9	20.92	20.0±1	1.0
				15	0	20.74	20.0±1	1.0
			16QAM	1	0	20.21	20.0±1	1.0
1				8	20.36	20.0±1	1.0	
1				14	20.32	20.0±1	1.0	
6				0	20.66	20.0±1	1.0	
6				4	20.71	20.0±1	1.0	
6				9	20.87	20.0±1	1.0	
15				0	20.64	20.0±1	1.0	

BW(MHz)	Ch	Freq(MHz)	Mode	UL RB Allocation	UL RB Offset	Average Power (dbm)	Tune up limited(dBm)	MPR (dB)
5MHz	19975	1712.5	QPSK	1	0	21.08	21.0±1	/
				1	49	21.91	21.0±1	/
				1	99	21.88	21.0±1	/
				12	0	20.95	20.0±1	1.0
				12	24	20.8	20.0±1	1.0
				12	49	20.85	20.0±1	1.0
				25	0	20.88	20.0±1	1.0
			16QAM	1	0	20.8	20.0±1	1.0
				1	49	20.64	20.0±1	1.0
				1	99	20.71	20.0±1	1.0
				12	0	20.02	20.0±1	1.0
				12	24	20.81	20.0±1	1.0
				12	49	20.85	20.0±1	1.0
				25	0	20.82	20.0±1	1.0
	20175	1732.5	QPSK	1	0	21.84	21.0±1	/
				1	49	21.75	21.0±1	/
				1	99	21.8	21.0±1	/
				12	0	20.85	20.0±1	1.0
				12	24	20.77	20.0±1	1.0
				12	49	20.78	20.0±1	1.0
				25	0	20.73	20.0±1	1.0
			16QAM	1	0	20.81	20.0±1	1.0
				1	49	20.82	20.0±1	1.0
				1	99	20.87	20.0±1	1.0
				12	0	20.94	20.0±1	1.0
				12	24	20.85	20.0±1	1.0
				12	49	20.76	20.0±1	1.0
				25	0	20.72	20.0±1	1.0
	20375	1752.5	QPSK	1	0	21.87	21.0±1	/
				1	49	21.81	21.0±1	/
				1	99	21.93	21.0±1	/
				12	0	20.67	20.0±1	1.0
				12	24	20.64	20.0±1	1.0
				12	49	20.7	20.0±1	1.0
				25	0	20.59	20.0±1	1.0
			16QAM	1	0	20.52	20.0±1	1.0
1				49	20.54	20.0±1	1.0	
1				99	20.68	20.0±1	1.0	
12				0	20.65	20.0±1	1.0	
12				24	20.66	20.0±1	1.0	
12				49	20.69	20.0±1	1.0	
25				0	20.67	20.0±1	1.0	

BW(MHz)	Ch	Freq(MHz)	Mode	UL RB Allocation	UL RB Offset	Average Power (dbm)	Tune up limited(dBm)	MPR (dB)
10MHz	20000	1715	QPSK	1	0	21.86	21.0±1	/
				1	49	21.89	21.0±1	/
				1	99	21.91	21.0±1	/
				25	0	20.88	20.0±1	1.0
				25	24	20.85	20.0±1	1.0
				25	49	20.96	20.0±1	1.0
				50	0	20.85	20.0±1	1.0
			16QAM	1	0	20.47	20.0±1	1.0
				1	49	20.45	20.0±1	1.0
				1	99	20.49	20.0±1	1.0
				25	0	20.92	20.0±1	1.0
				25	24	20.93	20.0±1	1.0
				25	49	20.99	20.0±1	1.0
				50	0	20.87	20.0±1	1.0
	20175	1732.5	QPSK	1	0	21.81	21.0±1	/
				1	49	21.78	21.0±1	/
				1	99	21.75	21.0±1	/
				25	0	20.76	20.0±1	1.0
				25	24	20.77	20.0±1	1.0
				25	49	20.71	20.0±1	1.0
				50	0	20.72	20.0±1	1.0
			16QAM	1	0	20.9	20.0±1	1.0
				1	49	20.92	20.0±1	1.0
				1	99	20.9	20.0±1	1.0
				25	0	20.75	20.0±1	1.0
				25	24	20.73	20.0±1	1.0
				25	49	20.68	20.0±1	1.0
				50	0	20.67	20.0±1	1.0
	20350	1750	QPSK	1	0	21.57	21.0±1	/
				1	49	21.59	21.0±1	/
				1	99	21.74	21.0±1	/
				25	0	20.63	20.0±1	1.0
				25	24	20.68	20.0±1	1.0
				25	49	20.7	20.0±1	1.0
				50	0	20.6	20.0±1	1.0
			16QAM	1	0	20.2	20.0±1	1.0
1				49	20.27	20.0±1	1.0	
1				99	20.3	20.0±1	1.0	
25				0	20.72	20.0±1	1.0	
25				24	20.69	20.0±1	1.0	
25				49	20.7	20.0±1	1.0	
50				0	20.65	20.0±1	1.0	

BW(MHz)	Ch	Freq(MHz)	Mode	UL RB Allocation	UL RB Offset	Average Power (dbm)	Tune up limited(dBm)	MPR (dB)
15MHz	20025	1717.5	QPSK	1	0	21.92	21.0±1	/
				1	49	21.88	21.0±1	/
				1	99	21.88	21.0±1	/
				36	0	20.85	20.0±1	1.0
				36	24	20.88	20.0±1	1.0
				36	49	20.93	20.0±1	1.0
				75	0	20.75	20.0±1	1.0
			16QAM	1	0	20.43	20.0±1	1.0
				1	49	20.45	20.0±1	1.0
				1	99	20.46	20.0±1	1.0
				36	0	20.91	20.0±1	1.0
				36	24	20.88	20.0±1	1.0
				36	49	20.91	20.0±1	1.0
				75	0	20.82	20.0±1	1.0
	20175	1732.5	QPSK	1	0	21.92	21.0±1	/
				1	49	21.81	21.0±1	/
				1	99	21.82	21.0±1	/
				36	0	20.74	20.0±1	1.0
				36	24	20.77	20.0±1	1.0
				36	49	20.6	20.0±1	1.0
				75	0	20.67	20.0±1	1.0
			16QAM	1	0	20.97	20.0±1	1.0
				1	49	20.91	20.0±1	1.0
				1	99	20.95	20.0±1	1.0
				36	0	20.73	20.0±1	1.0
				36	24	20.72	20.0±1	1.0
				36	49	20.59	20.0±1	1.0
				75	0	20.69	20.0±1	1.0
	20325	1747.5	QPSK	1	0	21.71	21.0±1	/
				1	49	21.63	21.0±1	/
				1	99	21.71	21.0±1	/
				36	0	20.53	20.0±1	1.0
				36	24	20.62	20.0±1	1.0
				36	49	20.62	20.0±1	1.0
				75	0	20.56	20.0±1	1.0
			16QAM	1	0	20.89	20.0±1	1.0
1				49	20.82	20.0±1	1.0	
1				99	20.92	20.0±1	1.0	
36				0	20.52	20.0±1	1.0	
36				24	20.6	20.0±1	1.0	
36				49	20.51	20.0±1	1.0	
75				0	20.53	20.0±1	1.0	

BW(MHz)	Ch	Freq(MHz)	Mode	UL RB Allocation	UL RB Offset	Average Power (dbm)	Tune up limited(dBm)	MPR (dB)
20MHz	20050	1720	QPSK	1	0	21.91	21.0±1	/
				1	49	21.85	21.0±1	/
				1	99	21.81	21.0±1	/
				50	0	20.88	20.0±1	1.0
				50	24	20.81	20.0±1	1.0
				50	49	20.8	20.0±1	1.0
				100	0	20.81	20.0±1	1.0
			16QAM	1	0	21	20.0±1	1.0
				1	49	21.01	20.0±1	1.0
				1	99	20.97	20.0±1	1.0
				50	0	20.94	20.0±1	1.0
				50	24	20.8	20.0±1	1.0
				50	49	20.76	20.0±1	1.0
				100	0	20.75	20.0±1	1.0
	20175	1732.5	QPSK	1	0	21.88	21.0±1	/
				1	49	21.93	21.0±1	/
				1	99	21.86	21.0±1	/
				50	0	20.69	20.0±1	1.0
				50	24	20.88	20.0±1	1.0
				50	49	20.81	20.0±1	1.0
				100	0	20.74	20.0±1	1.0
			16QAM	1	0	20.96	20.0±1	1.0
				1	49	20.89	20.0±1	1.0
				1	99	20.95	20.0±1	1.0
				50	0	20.58	20.0±1	1.0
				50	24	20.67	20.0±1	1.0
				50	49	20.6	20.0±1	1.0
				100	0	20.69	20.0±1	1.0
	20300	1745	QPSK	1	0	21.73	21.0±1	/
				1	49	21.59	21.0±1	/
				1	99	21.76	21.0±1	/
				50	0	20.62	20.0±1	1.0
				50	24	20.58	20.0±1	1.0
				50	49	20.67	20.0±1	1.0
				100	0	20.64	20.0±1	1.0
			16QAM	1	0	20.81	20.0±1	1.0
1				49	20.62	20.0±1	1.0	
1				99	20.9	20.0±1	1.0	
50				0	20.61	20.0±1	1.0	
50				24	20.6	20.0±1	1.0	
50				49	20.59	20.0±1	1.0	
100				0	20.57	20.0±1	1.0	

LTE Band 5:

BW(MHz)	Ch	Freq(MHz)	Mode	UL RB Allocation	UL RB Offset	Average Power (dbm)	Tune up limited(dBm)	MPR (dB)
1.4MHz	20407	824.7	QPSK	1	0	22.44	22.0±1	/
				1	2	22.3	22.0±1	/
				1	5	22.3	22.0±1	/
				3	0	21.41	21.0±1	/
				3	1	21.34	21.0±1	/
				3	2	21.37	21.0±1	/
			16QAM	6	0	21.44	21.0±1	1.0
				1	0	21.29	21.0±1	1.0
				1	2	21.25	21.0±1	1.0
				1	5	21.22	21.0±1	1.0
				3	0	21.45	21.0±1	1.0
				3	1	21.39	21.0±1	1.0
	20525	836.5	QPSK	3	2	21.39	21.0±1	1.0
				6	0	20.53	21.0±1	1.0
				1	0	22.89	22.0±1	/
				1	2	22.9	22.0±1	/
				1	5	22.91	22.0±1	/
				3	0	21.88	21.0±1	/
			16QAM	3	1	21.82	21.0±1	/
				3	2	21.82	21.0±1	/
				6	0	21.01	21.0±1	1.0
				1	0	21.08	21.0±1	1.0
				1	2	21.09	21.0±1	1.0
				1	5	21.11	21.0±1	1.0
	20634	848.3	QPSK	3	0	21.91	21.0±1	1.0
				3	1	21.88	21.0±1	1.0
				3	2	21.94	21.0±1	1.0
				6	0	20.85	21.0±1	1.0
				1	0	22.7	22.0±1	/
				1	2	22.57	22.0±1	/
			16QAM	1	5	22.56	22.0±1	/
				3	0	21.64	21.0±1	/
				3	1	21.67	21.0±1	/
				3	2	21.55	21.0±1	/
				6	0	21.58	21.0±1	1.0
				1	0	21.21	21.0±1	1.0
16QAM	1	2	21.15	21.0±1	1.0			
	1	5	21.13	21.0±1	1.0			
	3	0	21.82	21.0±1	1.0			
	3	1	21.8	21.0±1	1.0			
	3	2	21.76	21.0±1	1.0			
	6	0	20.88	21.0±1	1.0			

BW(MHz)	Ch	Freq(MHz)	Mode	UL RB Allocation	UL RB Offset	Average Power (dbm)	Tune up limited(dBm)	MPR (dB)
3MHz	20415	825.5	QPSK	1	0	22.27	22.0±1	/
				1	8	22.09	22.0±1	/
				1	14	22.07	22.0±1	/
				6	0	21.38	21.0±1	1.0
				6	4	21.26	21.0±1	1.0
				6	9	21.18	21.0±1	1.0
			16QAM	15	0	21.29	21.0±1	1.0
				1	0	20.96	21.0±1	1.0
				1	8	20.78	21.0±1	1.0
				1	14	20.75	21.0±1	1.0
				8	0	21.49	21.0±1	1.0
				8	4	21.39	21.0±1	1.0
				8	9	21.37	21.0±1	1.0
				15	0	21.41	21.0±1	1.0
				20525	836.5	QPSK	1	0
	1	8	22.87				22.0±1	/
	1	14	22.78				22.0±1	/
	6	0	21.95				21.0±1	1.0
	6	4	21.94				21.0±1	1.0
	6	9	21.99				21.0±1	1.0
	16QAM	15	0			21.9	21.0±1	1.0
		1	0			22.01	21.0±1	1.0
		1	8			22.08	21.0±1	1.0
		1	14			22.03	21.0±1	1.0
		6	0			20.9	21.0±1	1.0
		6	4			20.93	21.0±1	1.0
		6	9			20.99	21.0±1	1.0
		15	0			20.99	21.0±1	1.0
		20635	847.5			QPSK	1	0
	1			8	22.65		22.0±1	/
	1			14	22.48		22.0±1	/
	6			0	21.7		21.0±1	1.0
	6			4	21.72		21.0±1	1.0
	6			9	21.64		21.0±1	1.0
	16QAM			15	0	21.6	21.0±1	1.0
				1	0	21.19	21.0±1	1.0
1				8	21.21	21.0±1	1.0	
1				14	21.04	21.0±1	1.0	
8				0	20.76	21.0±1	1.0	
8				4	20.8	21.0±1	1.0	
8				9	20.75	21.0±1	1.0	
15				0	20.63	21.0±1	1.0	

BW(MHz)	Ch	Freq(MHz)	Mode	UL RB Allocation	UL RB Offset	Average Power (dbm)	Tune up limited(dBm)	MPR (dB)
5MHz	20425	826.5	QPSK	1	0	22.35	22.0±1	/
				1	49	22.18	22.0±1	/
				1	99	22.14	22.0±1	/
				12	0	21.26	21.0±1	1.0
				12	24	21.09	21.0±1	1.0
				12	49	21.19	21.0±1	1.0
			16QAM	25	0	21.12	21.0±1	1.0
				1	0	21.17	21.0±1	1.0
				1	49	21.03	21.0±1	1.0
				1	99	21.05	21.0±1	1.0
				12	0	20.3	21.0±1	1.0
				12	24	20.15	21.0±1	1.0
				12	49	20.25	21.0±1	1.0
				25	0	20.14	21.0±1	1.0
	20525	836.5	QPSK	1	0	22.83	22.0±1	/
				1	49	22.87	22.0±1	/
				1	99	22.75	22.0±1	/
				12	0	21.89	21.0±1	1.0
				12	24	21.93	21.0±1	1.0
				12	49	21.81	21.0±1	1.0
			16QAM	25	0	21.85	21.0±1	1.0
				1	0	21.87	21.0±1	1.0
				1	49	21.96	21.0±1	1.0
				1	99	21.83	21.0±1	1.0
				12	0	20.97	21.0±1	1.0
				12	24	21.04	21.0±1	1.0
				12	49	20.94	21.0±1	1.0
				25	0	20.93	21.0±1	1.0
	20625	846.5	QPSK	1	0	22.61	22.0±1	/
				1	49	22.74	22.0±1	/
				1	99	22.67	22.0±1	/
				12	0	21.47	21.0±1	1.0
				12	24	21.65	21.0±1	1.0
				12	49	21.59	21.0±1	1.0
			16QAM	25	0	21.48	21.0±1	1.0
				1	0	21.3	21.0±1	1.0
1				49	21.4	21.0±1	1.0	
1				99	21.45	21.0±1	1.0	
12				0	20.56	21.0±1	1.0	
12				24	20.8	21.0±1	1.0	
12				49	20.75	21.0±1	1.0	
25				0	20.63	21.0±1	1.0	

BW(MHz)	Ch	Freq(MHz)	Mode	UL RB Allocation	UL RB Offset	Average Power (dbm)	Tune up limited(dBm)	MPR (dB)
10MHz	20450	829	QPSK	1	0	22.2	22.0±1	/
				1	49	22.05	22.0±1	/
				1	99	22.59	22.0±1	/
				25	0	21.19	21.0±1	1.0
				25	24	21.24	21.0±1	1.0
				25	49	21.41	21.0±1	1.0
				50	0	21.18	21.0±1	1.0
			16QAM	1	0	20.88	21.0±1	1.0
				1	49	20.74	21.0±1	1.0
				1	99	21.27	21.0±1	1.0
				25	0	21.27	21.0±1	1.0
				25	24	21.22	21.0±1	1.0
				25	49	20.5	21.0±1	1.0
				50	0	21.25	21.0±1	1.0
	20525	836.5	QPSK	1	0	22.55	22.0±1	/
				1	49	22.82	22.0±1	/
				1	99	22.46	22.0±1	/
				25	0	21.76	21.0±1	1.0
				25	24	21.79	21.0±1	1.0
				25	49	21.69	21.0±1	1.0
				50	0	21.65	21.0±1	1.0
			16QAM	1	0	21.72	21.0±1	1.0
				1	49	21.04	21.0±1	1.0
				1	99	21.75	21.0±1	1.0
				25	0	20.86	21.0±1	1.0
				25	24	20.81	21.0±1	1.0
				25	49	20.84	21.0±1	1.0
				50	0	20.78	21.0±1	1.0
	20600	844	QPSK	1	0	22.51	22.0±1	/
				1	49	22.26	22.0±1	/
				1	99	22.46	22.0±1	/
				25	0	21.47	21.0±1	1.0
				25	24	21.45	21.0±1	1.0
				25	49	21.5	21.0±1	1.0
				50	0	21.4	21.0±1	1.0
			16QAM	1	0	21.2	21.0±1	1.0
1				49	20.95	21.0±1	1.0	
1				99	21.05	21.0±1	1.0	
25				0	21.55	21.0±1	1.0	
25				24	21.52	21.0±1	1.0	
25				49	21.69	21.0±1	1.0	
50				0	21.52	21.0±1	1.0	

LTE Band 7:

BW(MHz)	Ch	Freq(MHz)	Mode	UL RB Allocation	UL RB Offset	Average Power (dbm)	Tune up limited(dBm)	MPR (dB)
5MHz	20775	2502.5	QPSK	1	0	22.25	22.0±1	/
				1	49	22.96	22.0±1	/
				1	99	22.61	22.0±1	/
				12	0	21.73	21.0±1	1.0
				12	24	21.81	21.0±1	1.0
				12	49	21.05	21.0±1	1.0
				25	0	21.78	21.0±1	1.0
			16QAM	1	0	21.05	21.0±1	1.0
				1	49	21.95	21.0±1	1.0
				1	99	21.46	21.0±1	1.0
				12	0	21.63	21.0±1	1.0
				12	24	21.72	21.0±1	1.0
				12	49	20.99	21.0±1	1.0
				25	0	21.68	21.0±1	1.0
	21100	2535	QPSK	1	0	22.52	22.0±1	/
				1	49	22.34	22.0±1	/
				1	99	22.01	22.0±1	/
				12	0	21.19	21.0±1	1.0
				12	24	21.34	21.0±1	1.0
				12	49	21.62	21.0±1	1.0
				25	0	21.34	21.0±1	1.0
			16QAM	1	0	21.11	21.0±1	1.0
				1	49	21.09	21.0±1	1.0
				1	99	21.81	21.0±1	1.0
				12	0	21.32	21.0±1	1.0
				12	24	21.47	21.0±1	1.0
				12	49	20.75	21.0±1	1.0
				25	0	21.42	21.0±1	1.0
	21425	2567.5	QPSK	1	0	22.12	22.0±1	/
				1	49	22.13	22.0±1	/
1				99	22.20	22.0±1	/	
12				0	20.8	21.0±1	1.0	
12				24	21.07	21.0±1	1.0	
12				49	21.59	21.0±1	1.0	
25				0	21.18	21.0±1	1.0	
16QAM			1	0	20.95	21.0±1	1.0	
			1	49	21.1	21.0±1	1.0	
			1	99	21.25	21.0±1	1.0	
			12	0	20.9	21.0±1	1.0	
			12	24	21.18	21.0±1	1.0	
			12	49	20.63	21.0±1	1.0	
			25	0	21.32	21.0±1	1.0	

BW(MHz)	Ch	Freq(MHz)	Mode	UL RB Allocation	UL RB Offset	Average Power (dbm)	Tune up limited(dBm)	MPR (dB)
10MHz	20800	2505	QPSK	1	0	22.23	22.0±1	/
				1	49	22.67	22.0±1	/
				1	99	22.13	22.0±1	/
				25	0	21.36	21.0±1	1.0
				25	24	21.61	21.0±1	1.0
				25	49	21.56	21.0±1	1.0
				50	0	21.47	21.0±1	1.0
			16QAM	1	0	20.83	21.0±1	1.0
				1	49	21.36	21.0±1	1.0
				1	99	20.94	21.0±1	1.0
				25	0	21.42	21.0±1	1.0
				25	24	21.59	21.0±1	1.0
				25	49	21.64	21.0±1	1.0
				50	0	21.47	21.0±1	1.0
	21100	2535	QPSK	1	0	22.5	22.0±1	/
				1	49	22.12	22.0±1	/
				1	99	22.59	22.0±1	/
				25	0	21.67	21.0±1	1.0
				25	24	21.07	21.0±1	1.0
				25	49	21.38	21.0±1	1.0
				50	0	21.02	21.0±1	1.0
			16QAM	1	0	21.59	21.0±1	1.0
				1	49	21.44	21.0±1	1.0
				1	99	20.86	21.0±1	1.0
				25	0	20.83	21.0±1	1.0
				25	24	21.23	21.0±1	1.0
				25	49	21.57	21.0±1	1.0
				50	0	21.23	21.0±1	1.0
	21400	2565	QPSK	1	0	22.83	22.0±1	/
				1	49	22.21	22.0±1	/
				1	99	22.36	22.0±1	/
				25	0	20.92	21.0±1	1.0
				25	24	21.27	21.0±1	1.0
				25	49	21.82	21.0±1	1.0
				50	0	21.33	21.0±1	1.0
			16QAM	1	0	20.71	21.0±1	1.0
1				49	20.27	21.0±1	1.0	
1				99	21.4	21.0±1	1.0	
25				0	21.11	21.0±1	1.0	
25				24	21.51	21.0±1	1.0	
25				49	21.04	21.0±1	1.0	
50				0	21.55	21.0±1	1.0	

BW(MHz)	Ch	Freq(MHz)	Mode	UL RB Allocation	UL RB Offset	Average Power (dbm)	Tune up limited(dBm)	MPR (dB)
15MHz	20825	2507.5	QPSK	1	0	22.3	22.0±1	/
				1	49	22.46	22.0±1	/
				1	99	21.86	22.0±1	/
				36	0	21.45	21.0±1	1.0
				36	24	21.33	21.0±1	1.0
				36	49	21.68	21.0±1	1.0
				75	0	21.06	21.0±1	1.0
			16QAM	1	0	20.96	21.0±1	1.0
				1	49	21.27	21.0±1	1.0
				1	99	21.72	21.0±1	1.0
				36	0	21.41	21.0±1	1.0
				36	24	21.4	21.0±1	1.0
				36	49	20.88	21.0±1	1.0
				75	0	21.15	21.0±1	1.0
	21100	2535	QPSK	1	0	22.32	22.0±1	/
				1	49	22.99	22.0±1	/
				1	99	22.05	22.0±1	/
				36	0	21.42	21.0±1	1.0
				36	24	20.95	21.0±1	1.0
				36	49	21.5	21.0±1	1.0
				75	0	20.97	21.0±1	1.0
			16QAM	1	0	21.47	21.0±1	1.0
				1	49	21.34	21.0±1	1.0
				1	99	21.34	21.0±1	1.0
				36	0	21.64	21.0±1	1.0
				36	24	21.17	21.0±1	1.0
				36	49	21.73	21.0±1	1.0
				75	0	21.20	21.0±1	1.0
	21375	2562.5	QPSK	1	0	22.20	22.0±1	/
				1	49	22.74	22.0±1	/
				1	99	22.52	22.0±1	/
				36	0	21.71	21.0±1	1.0
				36	24	20.82	21.0±1	1.0
				36	49	21.44	21.0±1	1.0
				75	0	21.05	21.0±1	1.0
			16QAM	1	0	21.39	21.0±1	1.0
1				49	21.09	21.0±1	1.0	
1				99	20.87	21.0±1	1.0	
36				0	20.91	21.0±1	1.0	
36				24	21	21.0±1	1.0	
36				49	21.6	21.0±1	1.0	
75				0	21.28	21.0±1	1.0	

BW(MHz)	Ch	Freq(MHz)	Mode	UL RB Allocation	UL RB Offset	Average Power (dbm)	Tune up limited(dBm)	MPR (dB)
20MHz	20850	2510	QPSK	1	0	22.29	22.0±1	/
				1	49	22.79	22.0±1	/
				1	99	21.97	22.0±1	/
				50	0	21.4	21.0±1	1.0
				50	24	21.73	21.0±1	1.0
				50	49	21.75	21.0±1	1.0
			16QAM	100	0	21.56	21.0±1	1.0
				1	0	21.63	21.0±1	1.0
				1	49	21.25	21.0±1	1.0
				1	99	21.38	21.0±1	1.0
				50	0	21.4	21.0±1	1.0
				50	24	20.95	21.0±1	1.0
				50	49	21.01	21.0±1	1.0
				100	0	21.77	21.0±1	1.0
	21100	2535	QPSK	1	0	22.84	22.0±1	/
				1	49	22.89	22.0±1	/
				1	99	22.76	22.0±1	/
				50	0	21.76	21.0±1	1.0
				50	24	21.86	21.0±1	1.0
				50	49	21.76	21.0±1	1.0
			16QAM	100	0	20.92	21.0±1	1.0
				1	0	21.27	21.0±1	1.0
				1	49	21.35	21.0±1	1.0
				1	99	21.53	21.0±1	1.0
				50	0	21.38	21.0±1	1.0
				50	24	21.02	21.0±1	1.0
				50	49	21.71	21.0±1	1.0
				100	0	21.08	21.0±1	1.0
	21350	2560	QPSK	1	0	21.99	22.0±1	/
				1	49	22.4	22.0±1	/
				1	99	22.4	22.0±1	/
				50	0	21.96	21.0±1	1.0
				50	24	21.58	21.0±1	1.0
				50	49	21.09	21.0±1	1.0
			16QAM	100	0	21	21.0±1	1.0
				1	0	21.2	21.0±1	1.0
1				49	21.84	21.0±1	1.0	
1				99	21.84	21.0±1	1.0	
50				0	21.15	21.0±1	1.0	
50				24	21.83	21.0±1	1.0	
50				49	21.28	21.0±1	1.0	
100				0	21.32	21.0±1	1.0	

LTE Band 17:

BW(MHz)	Ch	Freq(MHz)	Mode	UL RB Allocation	UL RB Offset	Average Power (dbm)	Tune up limited(dBm)	MPR (dB)
5MHz	23755	706.5	QPSK	1	0	22.8	22.0±1	/
				1	49	22.75	22.0±1	/
				1	99	22.43	22.0±1	/
				12	0	21.79	21.0±1	1.0
				12	24	21.71	21.0±1	1.0
				12	49	21.55	21.0±1	1.0
				25	0	21.54	21.0±1	1.0
			16QAM	1	0	21.78	21.0±1	1.0
				1	49	21.74	21.0±1	1.0
				1	99	21.51	21.0±1	1.0
				12	0	20.91	21.0±1	1.0
				12	24	20.72	21.0±1	1.0
				12	49	21.57	21.0±1	1.0
				25	0	21.64	21.0±1	1.0
	23790	710	QPSK	1	0	22.57	22.0±1	/
				1	49	22.58	22.0±1	/
				1	99	22.59	22.0±1	/
				12	0	21.51	21.0±1	1.0
				12	24	21.44	21.0±1	1.0
				12	49	21.44	21.0±1	1.0
				25	0	21.44	21.0±1	1.0
			16QAM	1	0	21.31	21.0±1	1.0
				1	49	21.3	21.0±1	1.0
				1	99	21.33	21.0±1	1.0
				12	0	21.34	21.0±1	1.0
				12	24	21.39	21.0±1	1.0
				12	49	21.35	21.0±1	1.0
				25	0	21.37	21.0±1	1.0
	23825	713.5	QPSK	1	0	22.52	22.0±1	/
				1	49	22.5	22.0±1	/
				1	99	22.13	22.0±1	/
				12	0	21.47	21.0±1	1.0
				12	24	21.42	21.0±1	1.0
				12	49	21.3	21.0±1	1.0
				25	0	21.38	21.0±1	1.0
			16QAM	1	0	21.23	21.0±1	1.0
1				49	21.25	21.0±1	1.0	
1				99	20.93	21.0±1	1.0	
12				0	21.44	21.0±1	1.0	
12				24	21.39	21.0±1	1.0	
12				49	21.32	21.0±1	1.0	
25				0	20.28	21.0±1	1.0	

BW(MHz)	Ch	Freq(MHz)	Mode	UL RB Allocation	UL RB Offset	Average Power (dbm)	Tune up limited(dBm)	MPR (dB)
10MHz	23780	709	QPSK	1	0	22.77	22.0±1	/
				1	49	22.39	22.0±1	/
				1	99	22.43	22.0±1	/
				25	0	21.56	21.0±1	1.0
				25	24	21.51	21.0±1	1.0
				25	49	21.35	21.0±1	1.0
				50	0	21.42	21.0±1	1.0
			16QAM	1	0	21.28	21.0±1	1.0
				1	49	21.02	21.0±1	1.0
				1	99	20.98	21.0±1	1.0
				25	0	21.57	21.0±1	1.0
				25	24	21.44	21.0±1	1.0
				25	49	21.3	21.0±1	1.0
				50	0	21.3	21.0±1	1.0
	23790	710	QPSK	1	0	22.83	22.0±1	/
				1	49	22.84	22.0±1	/
				1	99	22.62	22.0±1	/
				25	0	21.54	21.0±1	1.0
				25	24	21.77	21.0±1	1.0
				25	49	21.76	21.0±1	1.0
				50	0	21.43	21.0±1	1.0
			16QAM	1	0	21.86	21.0±1	1.0
				1	49	21.54	21.0±1	1.0
				1	99	21.59	21.0±1	1.0
				25	0	21.45	21.0±1	1.0
				25	24	21.32	21.0±1	1.0
				25	49	21.33	21.0±1	1.0
				50	0	21.33	21.0±1	1.0
	23800	711	QPSK	1	0	22.64	22.0±1	/
				1	49	22.28	22.0±1	/
				1	99	22.03	22.0±1	/
				25	0	21.48	21.0±1	1.0
				25	24	21.35	21.0±1	1.0
				25	49	21.29	21.0±1	1.0
				50	0	21.4	21.0±1	1.0
			16QAM	1	0	21.24	21.0±1	1.0
1				49	20.92	21.0±1	1.0	
1				99	20.63	21.0±1	1.0	
25				0	21.44	21.0±1	1.0	
25				24	21.33	21.0±1	1.0	
25				49	21.36	21.0±1	1.0	
50				0	20.32	21.0±1	1.0	

LTE Band 41:

BW(MHz)	Ch	Freq(MHz)	Mode	UL RB Allocation	UL RB Offset	Average Power (dbm)	Tune up limited(dBm)	MPR (dB)
5MHz	40265	2593.5	QPSK	1	0	23.01	23.0±1	/
				1	49	23	23.0±1	/
				1	99	22.9	23.0±1	/
				12	0	22.16	22.0±1	1.0
				12	24	22.14	22.0±1	1.0
				12	49	22.14	22.0±1	1.0
				25	0	22.04	22.0±1	1.0
			16QAM	1	0	22.12	22.0±1	1.0
				1	49	21.98	22.0±1	1.0
				1	99	22.25	22.0±1	1.0
				12	0	21.03	21.0±1	2.0
				12	24	20.95	21.0±1	2.0
				12	49	20.97	21.0±1	2.0
				25	0	21.16	21.0±1	2.0
	40620	2593	QPSK	1	0	23.45	23.0±1	/
				1	49	23.46	23.0±1	/
				1	99	23.45	23.0±1	/
				12	0	22.46	22.0±1	1.0
				12	24	22.46	22.0±1	1.0
				12	49	22.51	22.0±1	1.0
				25	0	22.53	22.0±1	1.0
			16QAM	1	0	22.06	22.0±1	1.0
				1	49	22.34	22.0±1	1.0
				1	99	22.35	22.0±1	1.0
				12	0	21.69	21.0±1	2.0
				12	24	21.6	21.0±1	2.0
				12	49	21.66	21.0±1	2.0
				25	0	21.26	21.0±1	2.0
	41215	2652.5	QPSK	1	0	22.94	23.0±1	/
				1	49	22.96	23.0±1	/
1				99	22.96	23.0±1	/	
12				0	22.9	22.0±1	1.0	
12				24	21.86	22.0±1	1.0	
12				49	21.78	22.0±1	1.0	
25				0	21.93	22.0±1	1.0	
16QAM			1	0	21.84	22.0±1	1.0	
			1	49	22.71	22.0±1	1.0	
			1	99	22.65	22.0±1	1.0	
			12	0	21.69	21.0±1	2.0	
			12	24	21.55	21.0±1	2.0	
			12	49	21.57	21.0±1	2.0	
			25	0	20.77	21.0±1	2.0	

BW(MHz)	Ch	Freq(MHz)	Mode	UL RB Allocation	UL RB Offset	Average Power (dbm)	Tune up limited(dBm)	MPR (dB)
10MHz	40290	2560	QPSK	1	0	22.96	23.0±1	/
				1	49	23.07	23.0±1	/
				1	99	22.99	23.0±1	/
				25	0	22.11	22.0±1	1.0
				25	24	22.16	22.0±1	1.0
				25	49	22.08	22.0±1	1.0
				50	0	22.2	22.0±1	1.0
			16QAM	1	0	22.04	22.0±1	1.0
				1	49	22.08	22.0±1	1.0
				1	99	22.85	22.0±1	1.0
				25	0	21.21	21.0±1	2.0
				25	24	21.06	21.0±1	2.0
				25	49	21.06	21.0±1	2.0
				50	0	21.15	21.0±1	2.0
	40620	2593	QPSK	1	0	23.38	23.0±1	/
				1	49	23.48	23.0±1	/
				1	99	23.09	23.0±1	/
				25	0	22.46	22.0±1	1.0
				25	24	22.53	22.0±1	1.0
				25	49	22.41	22.0±1	1.0
				50	0	22.44	22.0±1	1.0
			16QAM	1	0	22.44	22.0±1	1.0
				1	49	22.73	22.0±1	1.0
				1	99	22.5	22.0±1	1.0
				25	0	21.41	21.0±1	2.0
				25	24	21.39	21.0±1	2.0
				25	49	21.26	21.0±1	2.0
				50	0	21.52	21.0±1	2.0
	41190	2650	QPSK	1	0	23.09	23.0±1	/
				1	49	23.05	23.0±1	/
1				99	22.78	23.0±1	/	
25				0	22.17	22.0±1	1.0	
25				24	22.04	22.0±1	1.0	
25				49	22.06	22.0±1	1.0	
50				0	22.05	22.0±1	1.0	
16QAM			1	0	22.93	22.0±1	1.0	
			1	49	22.84	22.0±1	1.0	
			1	99	22.04	22.0±1	1.0	
			25	0	21.01	21.0±1	2.0	
			25	24	20.82	21.0±1	2.0	
			25	49	20.74	21.0±1	2.0	
			50	0	20.97	21.0±1	2.0	

BW(MHz)	Ch	Freq(MHz)	Mode	UL RB Allocation	UL RB Offset	Average Power (dbm)	Tune up limited(dBm)	MPR (dB)
15MHz	40315	2562.5	QPSK	1	0	23.32	23.0±1	/
				1	49	23.17	23.0±1	/
				1	99	22.93	23.0±1	/
				36	0	22.21	22.0±1	1.0
				36	24	22.12	22.0±1	1.0
				36	49	22.13	22.0±1	1.0
				75	0	22.15	22.0±1	1.0
			16QAM	1	0	22.74	22.0±1	1.0
				1	49	22.62	22.0±1	1.0
				1	99	22.89	22.0±1	1.0
				36	0	21.07	21.0±1	2.0
				36	24	20.97	21.0±1	2.0
				36	49	20.85	21.0±1	2.0
				75	0	21.1	21.0±1	2.0
	40620	2593	QPSK	1	0	23.58	23.0±1	/
				1	49	23.38	23.0±1	/
				1	99	23.44	23.0±1	/
				36	0	22.51	22.0±1	1.0
				36	24	22.45	22.0±1	1.0
				36	49	22.42	22.0±1	1.0
				75	0	22.45	22.0±1	1.0
			16QAM	1	0	22.42	22.0±1	1.0
				1	49	22.17	22.0±1	1.0
				1	99	22.3	22.0±1	1.0
				36	0	21.56	21.0±1	2.0
				36	24	21.4	21.0±1	2.0
				36	49	21.39	21.0±1	2.0
				75	0	21.58	21.0±1	2.0
	41165	2647.5	QPSK	1	0	23.2	23.0±1	/
				1	49	22.99	23.0±1	/
1				99	22.73	23.0±1	/	
36				0	22.25	22.0±1	1.0	
36				24	22.06	22.0±1	1.0	
36				49	21.92	22.0±1	1.0	
75				0	22.09	22.0±1	1.0	
16QAM			1	0	22.27	22.0±1	1.0	
			1	49	22.13	22.0±1	1.0	
			1	99	21.83	22.0±1	1.0	
			36	0	21.36	21.0±1	2.0	
			36	24	21.26	21.0±1	2.0	
			36	49	21.12	21.0±1	2.0	
			75	0	21.22	21.0±1	2.0	

BW(MHz)	Ch	Freq(MHz)	Mode	UL RB Allocation	UL RB Offset	Average Power (dbm)	Tune up limited(dBm)	MPR (dB)
20MHz	40340	2565	QPSK	1	0	23.21	23.0±1	/
				1	49	23.35	23.0±1	/
				1	99	23.41	23.0±1	/
				50	0	22.21	22.0±1	1.0
				50	24	22.18	22.0±1	1.0
				50	49	22.1	22.0±1	1.0
			16QAM	100	0	22.14	22.0±1	1.0
				1	0	22.29	22.0±1	1.0
				1	49	22.3	22.0±1	1.0
				1	99	22.33	22.0±1	1.0
				50	0	21.36	21.0±1	2.0
				50	24	21.20	21.0±1	2.0
	40620	2593	QPSK	50	49	21.19	21.0±1	2.0
				100	0	21.14	21.0±1	2.0
				1	0	23.58	23.0±1	/
				1	49	23.74	23.0±1	/
				1	99	23.64	23.0±1	/
				50	0	22.56	22.0±1	1.0
			16QAM	50	24	22.76	22.0±1	1.0
				50	49	22.75	22.0±1	1.0
				100	0	22.5	22.0±1	1.0
				1	0	22.45	22.0±1	1.0
				1	49	22.16	22.0±1	1.0
				1	99	22.26	22.0±1	1.0
	41140	2645	QPSK	50	0	21.67	21.0±1	2.0
				50	24	21.66	21.0±1	2.0
				50	49	21.67	21.0±1	2.0
				100	0	21.54	21.0±1	2.0
				1	0	23.68	23.0±1	/
				1	49	23.8	23.0±1	/
			16QAM	1	99	23.1	23.0±1	/
				50	0	22.42	22.0±1	1.0
				50	24	22.24	22.0±1	1.0
				50	49	22	22.0±1	1.0
				100	0	22.18	22.0±1	1.0
				1	0	22.96	22.0±1	1.0
16QAM	1	49	22.71	22.0±1	1.0			
	1	99	22.38	22.0±1	1.0			
	50	0	21.16	21.0±1	2.0			
	50	24	21.12	21.0±1	2.0			
	50	49	21.01	21.0±1	2.0			
	100	0	21.21	21.0±1	2.0			

ERP and EIRP

LTE Band 2

Frequency (MHz)	Receiver Reading (dBμV)	Turn table Angle Degree	RX Antenna		Substituted			Absolute Level (dBm)	Part 24E	
			Height (m)	Polar (H/V)	SG Level (dBm)	Cable (dB)	Antenna Gain (dB)		Limit (dBm)	Margin (dB)
LTE Band 2 Channel 18607 – 1.4MHz – QPSK										
1850.50	77.03	231	1.6	H	3.06	0.31	10.40	13.15	33	-19.85
1850.50	84.14	306	1.4	V	10.86	0.31	10.40	20.95	33	-12.05
LTE Band 2 Channel 18900 – 1.4MHz – QPSK										
1880.00	78.68	111	1.3	H	4.83	0.31	10.40	14.92	33	-18.08
1880.00	84.50	145	1.5	V	11.38	0.31	10.40	21.47	33	-11.53
LTE Band 2 Channel 19193 – 1.4MHz – QPSK										
1909.30	77.17	29	2.3	H	3.44	0.32	10.40	13.52	33	-19.48
1909.30	84.39	318	1.1	V	11.43	0.32	10.40	21.51	33	-11.49
LTE Band 2 Channel 18607 – 1.4MHz – 16QAM										
1850.70	79.68	51	1.3	H	5.71	0.31	10.40	15.80	33	-17.20
1850.70	84.77	183	1.7	V	11.49	0.31	10.40	21.58	33	-11.42
LTE Band 2 Channel 18900 – 1.4MHz – 16QAM										
1880.00	76.33	285	1.6	H	2.48	0.31	10.40	12.57	33	-20.43
1880.00	84.38	328	2.2	V	11.26	0.31	10.40	21.35	33	-11.65
LTE Band 2 Channel 19193 – 1.4MHz – 16QAM										
1909.30	78.01	200	1.8	H	4.28	0.32	10.40	14.36	33	-18.64
1909.30	84.48	245	2.0	V	11.52	0.32	10.40	21.60	33	-11.40
LTE Band 2 Channel 18615 – 3MHz – QPSK										
1851.50	79.55	331	1.8	H	5.58	0.31	10.40	15.67	33	-17.33
1851.50	84.00	273	2.4	V	10.72	0.31	10.40	20.81	33	-12.19
LTE Band 2 Channel 18900 – 3MHz – QPSK										
1880.00	78.17	158	1.3	H	4.32	0.31	10.40	14.41	33	-18.59
1880.00	84.63	23	1.9	V	11.51	0.31	10.40	21.60	33	-11.40
LTE Band 2 Channel 19185 – 3MHz – QPSK										
1908.50	79.35	317	2.2	H	5.62	0.32	10.40	15.70	33	-17.30
1908.50	84.66	192	2.3	V	11.70	0.32	10.40	21.78	33	-11.22
LTE Band 2 Channel 18615 – 3MHz – 16QAM										
1851.50	78.34	132	1.9	H	4.37	0.31	10.40	14.46	33	-18.54
1851.50	84.50	35	1.1	V	11.22	0.31	10.40	21.31	33	-11.69
LTE Band 2 Channel 18900 – 3MHz – 16QAM										
1880.00	78.11	166	2.1	H	4.26	0.31	10.40	14.35	33	-18.65
1880.00	84.71	168	2.0	V	11.59	0.31	10.40	21.68	33	-11.32
LTE Band 2 Channel 19185 – 3MHz – 16QAM										
1908.50	76.09	274	2.1	H	2.36	0.32	10.40	12.44	33	-20.56
1908.50	84.43	143	1.8	V	11.47	0.32	10.40	21.55	33	-11.45
LTE Band 2 Channel 18625 – 5MHz – QPSK										
1852.50	78.56	346	2.0	H	4.59	0.31	10.40	14.68	33	-18.32
1852.50	84.44	225	1.8	V	11.16	0.31	10.40	21.25	33	-11.75
LTE Band 2 Channel 18900 – 5MHz – QPSK										

1880.00	79.79	201	2.3	H	5.94	0.31	10.40	16.03	33	-16.97
1880.00	84.59	106	1.0	V	11.47	0.31	10.40	21.56	33	-11.44
LTE Band 2 Channel 19175 – 5MHz – QPSK										
1907.50	78.00	297	1.2	H	4.27	0.32	10.40	14.35	33	-18.65
1907.50	84.02	64	1.0	V	11.06	0.32	10.40	21.14	33	-11.86
LTE Band 2 Channel 18625 – 5MHz – 16QAM										
1852.50	78.12	288	2.1	H	4.15	0.31	10.40	14.24	33	-18.76
1852.50	84.60	177	1.2	V	11.32	0.31	10.40	21.41	33	-11.59
LTE Band 2 Channel 18900 – 5MHz – 16QAM										
1880.00	77.34	3	2.3	H	3.49	0.31	10.40	13.58	33	-19.42
1880.00	84.07	108	2.5	V	10.95	0.31	10.40	21.04	33	-11.96
LTE Band 2 Channel 19175 – 5MHz – 16QAM										
1907.50	79.35	16	2.4	H	5.62	0.32	10.40	15.70	33	-17.30
1907.50	84.43	356	1.2	V	11.47	0.32	10.40	21.55	33	-11.45
LTE Band 2 Channel 18650 – 10MHz – QPSK										
1855.00	79.11	8	1.3	H	5.14	0.31	10.40	15.23	33	-17.77
1855.00	84.20	283	2.3	V	10.92	0.31	10.40	21.01	33	-11.99
LTE Band 2 Channel 18900 – 10MHz – QPSK										
1880.00	79.44	355	1.1	H	5.59	0.31	10.40	15.68	33	-17.32
1880.00	84.96	108	1.5	V	11.84	0.31	10.40	21.93	33	-11.07
LTE Band 2 Channel 19150 – 10MHz – QPSK										
1905.00	78.48	141	1.1	H	4.75	0.32	10.40	14.83	33	-18.17
1905.00	84.52	32	1.6	V	11.56	0.32	10.40	21.64	33	-11.36
LTE Band 2 Channel 18650 – 10MHz – 16QAM										
1855.00	76.87	310	1.8	H	2.90	0.31	10.40	12.99	33	-20.01
1855.00	84.39	39	1.3	V	11.11	0.31	10.40	21.20	33	-11.80
LTE Band 2 Channel 18900 – 10MHz – 16QAM										
1880.00	78.94	132	1.6	H	5.09	0.31	10.40	15.18	33	-17.82
1880.00	84.47	279	1.2	V	11.35	0.31	10.40	21.44	33	-11.56
LTE Band 2 Channel 19150 – 10MHz – 16QAM										
1905.00	76.92	171	1.6	H	3.19	0.32	10.40	13.27	33	-19.73
1905.00	84.64	214	1.3	V	11.68	0.32	10.40	21.76	33	-11.24
LTE Band 2 Channel 18675 – 15MHz – QPSK										
1857.50	77.59	92	1.8	H	3.62	0.31	10.40	13.71	33	-19.29
1857.50	84.83	262	1.8	V	11.55	0.31	10.40	21.64	33	-11.36
LTE Band 2 Channel 18900 – 15MHz – QPSK										
1880.00	78.34	330	1.5	H	4.49	0.31	10.40	14.58	33	-18.42
1880.00	84.09	70	2.3	V	10.97	0.31	10.40	21.06	33	-11.94
LTE Band 2 Channel 19125 – 15MHz – QPSK										
1902.50	76.67	168	2.0	H	2.94	0.32	10.40	13.02	33	-19.98
1902.50	84.39	18	1.1	V	11.43	0.32	10.40	21.51	33	-11.49
LTE Band 2 Channel 18675 – 15MHz – 16QAM										
1857.50	79.94	191	2.1	H	5.97	0.31	10.40	16.06	33	-16.94
1857.50	84.31	305	1.8	V	11.03	0.31	10.40	21.12	33	-11.88
LTE Band 2 Channel 18900 – 15MHz – 16QAM										
1880.00	79.06	293	1.7	H	5.21	0.31	10.40	15.30	33	-17.70
1880.00	84.21	199	1.9	V	11.09	0.31	10.40	21.18	33	-11.82

LTE Band 2 Channel 19125 – 15MHz – 16QAM										
1902.50	79.52	64	1.1	H	5.79	0.32	10.40	15.87	33	-17.13
1902.50	84.58	6	2.2	V	11.62	0.32	10.40	21.70	33	-11.30
LTE Band 2 Channel 18700 – 20MHz – QPSK										
1860.00	77.78	306	2.1	H	3.81	0.31	10.40	13.90	33	-19.10
1860.00	85.00	88	2.0	V	11.72	0.31	10.40	21.81	33	-11.19
LTE Band 2 Channel 18900 – 20MHz – QPSK										
1880.00	78.21	57	1.4	H	4.36	0.31	10.40	14.45	33	-18.55
1880.00	84.70	303	2.5	V	11.58	0.31	10.40	21.67	33	-11.33
LTE Band 2 Channel 19100 – 20MHz – QPSK										
1900.00	77.52	178	1.1	H	3.79	0.32	10.40	13.87	33	-19.13
1900.00	84.66	282	2.1	V	11.70	0.32	10.40	21.78	33	-11.22
LTE Band 2 Channel 18670 – 20MHz – 16QAM										
1860.00	76.68	77	1.7	H	2.71	0.31	10.40	12.80	33	-20.20
1860.00	84.01	355	1.9	V	10.73	0.31	10.40	20.82	33	-12.18
LTE Band 2 Channel 18900 – 20MHz – 16QAM										
1880.00	79.07	142	1.3	H	5.22	0.31	10.40	15.31	33	-17.69
1880.00	84.82	277	2.5	V	11.70	0.31	10.40	21.79	33	-11.21
LTE Band 2 Channel 19100 – 20MHz – 16QAM										
1900.00	77.06	152	2.5	H	3.33	0.32	10.40	13.41	33	-19.59
1900.00	84.74	212	1.2	V	11.78	0.32	10.40	21.86	33	-11.14

LTE Band 4

Frequency (MHz)	Receiver Reading (dBμV)	Turn table Angle Degree	RX Antenna		Substituted			Absolute Level (dBm)	Part 27	
			Height (m)	Polar (H/V)	SG Level (dBm)	Cable (dB)	Antenna Gain (dB)		Limit (dBm)	Margin (dB)
LTE Band 4 Channel 19957 – 1.4MHz – QPSK										
1710.70	79.20	3	1.2	H	5.09	0.30	9.40	14.19	30	-15.81
1710.70	84.91	40	2.4	V	11.38	0.30	9.40	20.48	30	-9.52
LTE Band 4 Channel 20175 – 1.4MHz – QPSK										
1732.50	78.22	208	1.8	H	4.11	0.30	9.40	13.21	30	-16.79
1732.50	84.31	162	2.2	V	10.78	0.30	9.40	19.88	30	-10.12
LTE Band 4 Channel 20393 – 1.4MHz – QPSK										
1754.30	77.69	186	1.8	H	3.58	0.30	9.40	12.68	30	-17.32
1754.30	84.95	68	1.0	V	11.42	0.30	9.40	20.52	30	-9.48
LTE Band 4 Channel 19957 – 1.4MHz – 16QAM										
1710.70	79.18	350	1.2	H	5.07	0.30	9.40	14.17	30	-15.83
1710.70	84.03	312	1.1	V	10.50	0.30	9.40	19.60	30	-10.40
LTE Band 4 Channel 20175 – 1.4MHz – 16QAM										
1732.50	76.05	307	1.1	H	1.94	0.30	9.40	11.04	30	-18.96
1732.50	84.23	241	1.8	V	10.70	0.30	9.40	19.80	30	-10.20
LTE Band 4 Channel 20393 – 1.4MHz – 16QAM										
1754.30	78.21	178	2.4	H	4.10	0.30	9.40	13.20	30	-16.80
1754.30	84.38	23	1.7	V	10.85	0.30	9.40	19.95	30	-10.05
LTE Band 4 Channel 19965 – 3MHz – QPSK										
1711.50	76.43	176	1.2	H	2.32	0.30	9.40	11.42	30	-18.58
1711.50	85.00	168	1.5	V	11.47	0.30	9.40	20.57	30	-9.43

LTE Band 4 Channel 20175 – 3MHz – QPSK										
1732.50	76.12	70	1.7	H	2.01	0.30	9.40	11.11	30	-18.89
1732.50	84.24	147	2.3	V	10.71	0.30	9.40	19.81	30	-10.19
LTE Band 4 Channel 20385 – 3MHz – QPSK										
1753.50	79.32	181	1.6	H	5.21	0.30	9.40	14.31	30	-15.69
1753.50	84.79	32	1.6	V	11.26	0.30	9.40	20.36	30	-9.64
LTE Band 4 Channel 19965 – 3MHz – 16QAM										
1711.50	78.54	212	2.3	H	4.43	0.30	9.40	13.53	30	-16.47
1711.50	84.67	101	1.7	V	11.14	0.30	9.40	20.24	30	-9.76
LTE Band 4 Channel 20175 – 3MHz – 16QAM										
1732.50	79.85	260	1.9	H	5.74	0.30	9.40	14.84	30	-15.16
1732.50	84.96	215	1.8	V	11.43	0.30	9.40	20.53	30	-9.47
LTE Band 4 Channel 20385 – 3MHz – 16QAM										
1753.50	79.35	259	2.4	H	5.24	0.30	9.40	14.34	30	-15.66
1753.50	84.94	281	1.2	V	11.41	0.30	9.40	20.51	30	-9.49
LTE Band 4 Channel 19975 – 5MHz – QPSK										
1712.50	79.27	7	1.7	H	5.16	0.30	9.40	14.26	30	-15.74
1712.50	84.46	188	1.8	V	10.93	0.30	9.40	20.03	30	-9.97
LTE Band 4 Channel 20175 – 5MHz – QPSK										
1732.50	77.53	277	2.0	H	3.42	0.30	9.40	12.52	30	-17.48
1732.50	84.74	328	2.2	V	11.21	0.30	9.40	20.31	30	-9.69
LTE Band 4 Channel 20375 – 5MHz – QPSK										
1752.50	79.16	104	1.8	H	5.05	0.30	9.40	14.15	30	-15.85
1752.50	84.01	314	1.6	V	10.48	0.30	9.40	19.58	30	-10.42
LTE Band 4 Channel 19975 – 5MHz – 16QAM										
1712.50	79.74	216	2.4	H	5.63	0.30	9.40	14.73	30	-15.27
1712.50	84.82	214	2.0	V	11.29	0.30	9.40	20.39	30	-9.61
LTE Band 4 Channel 20175 – 5MHz – 16QAM										
1732.50	78.75	118	1.9	H	4.64	0.30	9.40	13.74	30	-16.26
1732.50	84.70	297	1.7	V	11.17	0.30	9.40	20.27	30	-9.73
LTE Band 4 Channel 20375 – 5MHz – 16QAM										
1752.50	77.21	332	1.6	H	3.10	0.30	9.40	12.20	30	-17.80
1752.50	84.97	317	2.4	V	11.44	0.30	9.40	20.54	30	-9.46
LTE Band 4 Channel 20000 – 10MHz – QPSK										
1715.00	79.53	143	2.0	H	5.42	0.30	9.40	14.52	30	-15.48
1715.00	84.98	291	2.4	V	11.45	0.30	9.40	20.55	30	-9.45
LTE Band 4 Channel 20175 – 10MHz – QPSK										
1732.50	76.68	274	2.2	H	2.57	0.30	9.40	11.67	30	-18.33
1732.50	84.62	310	2.1	V	11.09	0.30	9.40	20.19	30	-9.81
LTE Band 4 Channel 20350 – 10MHz – QPSK										
1750.00	76.48	184	1.5	H	2.37	0.30	9.40	11.47	30	-18.53
1750.00	84.71	250	2.1	V	11.18	0.30	9.40	20.28	30	-9.72
LTE Band 4 Channel 20000 – 10MHz – 16QAM										
1715.00	79.89	331	1.8	H	5.78	0.30	9.40	14.88	30	-15.12
1715.00	84.52	111	1.3	V	10.99	0.30	9.40	20.09	30	-9.91
LTE Band 4 Channel 20175 – 10MHz – 16QAM										
1732.50	77.13	55	2.5	H	3.02	0.30	9.40	12.12	30	-17.88

1732.50	84.10	145	2.0	V	10.57	0.30	9.40	19.67	30	-10.33
LTE Band 4 Channel 20350 – 10MHz – 16QAM										
1750.00	76.13	29	1.9	H	2.02	0.30	9.40	11.12	30	-18.88
1750.00	84.76	184	1.7	V	11.23	0.30	9.40	20.33	30	-9.67
LTE Band 4 Channel 20025 – 15MHz – QPSK										
1717.50	79.40	12	1.7	H	5.29	0.30	9.40	14.39	30	-15.61
1717.50	84.23	295	1.6	V	10.70	0.30	9.40	19.80	30	-10.20
LTE Band 4 Channel 20175 – 15MHz – QPSK										
1732.50	76.92	54	1.4	H	2.81	0.30	9.40	11.91	30	-18.09
1732.50	84.76	2	1.8	V	11.23	0.30	9.40	20.33	30	-9.67
LTE Band 4 Channel 20325 – 15MHz – QPSK										
1747.50	78.05	66	1.3	H	3.94	0.30	9.40	13.04	30	-16.96
1747.50	84.19	20	1.5	V	10.66	0.30	9.40	19.76	30	-10.24
LTE Band 4 Channel 20025 – 15MHz – 16QAM										
1717.50	76.60	182	2.1	H	2.49	0.30	9.40	11.59	30	-18.41
1717.50	84.46	348	1.1	V	10.93	0.30	9.40	20.03	30	-9.97
LTE Band 4 Channel 20175 – 15MHz – 16QAM										
1732.50	78.67	65	2.3	H	4.56	0.30	9.40	13.66	30	-16.34
1732.50	84.89	302	2.4	V	11.36	0.30	9.40	20.46	30	-9.54
LTE Band 4 Channel 20325 – 15MHz – 16QAM										
1747.50	78.76	197	1.6	H	4.65	0.30	9.40	13.75	30	-16.25
1747.50	84.82	27	1.2	V	11.29	0.30	9.40	20.39	30	-9.61
LTE Band 4 Channel 20050 – 20MHz – QPSK										
1720.00	76.35	62	1.1	H	2.24	0.30	9.40	11.34	30	-18.66
1720.00	84.99	192	2.3	V	11.46	0.30	9.40	20.56	30	-9.44
LTE Band 4 Channel 20175 – 20MHz – QPSK										
1732.50	76.37	95	1.2	H	2.26	0.30	9.40	11.36	30	-18.64
1732.50	84.82	161	2.4	V	11.29	0.30	9.40	20.39	30	-9.61
LTE Band 4 Channel 20300 – 20MHz – QPSK										
1745.00	78.03	132	1.9	H	3.92	0.30	9.40	13.02	30	-16.98
1745.00	84.31	64	2.5	V	10.78	0.30	9.40	19.88	30	-10.12
LTE Band 4 Channel 20050 – 20MHz – 16QAM										
1720.00	77.13	160	1.4	H	3.02	0.30	9.40	12.12	30	-17.88
1720.00	84.02	175	1.5	V	10.49	0.30	9.40	19.59	30	-10.41
LTE Band 4 Channel 20175 – 20MHz – 16QAM										
1732.50	78.78	112	1.8	H	4.67	0.30	9.40	13.77	30	-16.23
1732.50	84.96	245	2.3	V	11.43	0.30	9.40	20.53	30	-9.47
LTE Band 4 Channel 20300 – 20MHz – 16QAM										
1745.00	78.52	360	1.6	H	4.41	0.30	9.40	13.51	30	-16.49
1745.00	84.97	336	1.8	V	11.44	0.30	9.40	20.54	30	-9.46

LTE Band 5

Frequency (MHz)	Receiver Reading (dBμV)	Turn table Angle Degree	RX Antenna		Substituted			Absolute Level (dBm)	Part 22H	
			Height (m)	Polar (H/V)	SG Level (dBm)	Cable (dB)	Antenna Gain (dB)		Limit (dBm)	Margin (dB)
LTE Band 5 Channel 20407 – 1.4MHz – QPSK										
824.70	76.87	75	1.9	H	9.76	0.30	9.40	18.86	38.45	-19.59
824.70	84.27	206	1.6	V	16.74	0.30	9.40	25.84	38.45	-12.61
LTE Band 5 Channel 20525 – 1.4MHz – QPSK										
836.50	78.49	79	1.6	H	11.38	0.30	9.40	20.48	38.45	-17.97
836.50	84.48	295	1.9	V	16.95	0.30	9.40	26.05	38.45	-12.40
LTE Band 5 Channel 20643 – 1.4MHz – QPSK										
848.30	76.83	283	1.2	H	9.72	0.30	9.40	18.82	38.45	-19.63
848.30	84.02	5	1.2	V	16.49	0.30	9.40	25.59	38.45	-12.86
LTE Band 5 Channel 20407 – 1.4MHz – 16QAM										
824.70	77.38	61	2.2	H	10.27	0.30	9.40	19.37	38.45	-19.08
824.70	84.72	352	2.5	V	17.19	0.30	9.40	26.29	38.45	-12.16
LTE Band 5 Channel 20525 – 1.4MHz – 16QAM										
836.50	76.04	287	1.7	H	8.93	0.30	9.40	18.03	38.45	-20.42
836.50	84.56	66	2.1	V	17.03	0.30	9.40	26.13	38.45	-12.32
LTE Band 5 Channel 20643 – 1.4MHz – 16QAM										
848.30	79.74	351	1.6	H	12.63	0.30	9.40	21.73	38.45	-16.72
848.30	84.81	105	1.5	V	17.28	0.30	9.40	26.38	38.45	-12.07
LTE Band 5 Channel 20415 – 3MHz – QPSK										
825.50	77.44	310	2.3	H	10.33	0.30	9.40	19.43	38.45	-19.02
825.50	84.09	358	1.5	V	16.56	0.30	9.40	25.66	38.45	-12.79
LTE Band 5 Channel 20525 – 3MHz – QPSK										
836.50	76.41	234	1.9	H	9.30	0.30	9.40	18.40	38.45	-20.05
836.50	84.60	22	1.3	V	17.07	0.30	9.40	26.17	38.45	-12.28
LTE Band 5 Channel 20635 – 3MHz – QPSK										
847.50	77.86	32	2.5	H	10.75	0.30	9.40	19.85	38.45	-18.60
847.50	84.75	126	2.0	V	17.22	0.30	9.40	26.32	38.45	-12.13
LTE Band 5 Channel 20415 – 3MHz – 16QAM										
825.50	77.31	118	2.1	H	10.20	0.30	9.40	19.30	38.45	-19.15
825.50	84.42	257	1.3	V	16.89	0.30	9.40	25.99	38.45	-12.46
LTE Band 5 Channel 20525 – 3MHz – 16QAM										
836.50	78.42	292	2.4	H	11.31	0.30	9.40	20.41	38.45	-18.04
836.50	84.43	5	1.4	V	16.90	0.30	9.40	26.00	38.45	-12.45
LTE Band 5 Channel 20635 – 3MHz – 16QAM										
847.50	78.06	297	1.4	H	10.95	0.30	9.40	20.05	38.45	-18.40
847.50	84.12	287	1.2	V	16.59	0.30	9.40	25.69	38.45	-12.76
LTE Band 5 Channel 20425 – 5MHz – QPSK										
826.50	77.59	341	1.9	H	10.48	0.30	9.40	19.58	38.45	-18.87
826.50	84.89	266	1.2	V	17.36	0.30	9.40	26.46	38.45	-11.99
LTE Band 5 Channel 20525 – 5MHz – QPSK										
836.50	77.18	162	2.1	H	10.07	0.30	9.40	19.17	38.45	-19.28
836.50	84.85	351	1.5	V	17.32	0.30	9.40	26.42	38.45	-12.03
LTE Band 5 Channel 20625 – 5MHz – QPSK										

846.50	77.13	330	2.5	H	10.02	0.30	9.40	19.12	38.45	-19.33
846.50	84.74	356	2.3	V	17.21	0.30	9.40	26.31	38.45	-12.14
LTE Band 5 Channel 20425 – 5MHz – 16QAM										
826.50	79.90	172	1.4	H	12.79	0.30	9.40	21.89	38.45	-16.56
826.50	84.06	195	1.0	V	16.53	0.30	9.40	25.63	38.45	-12.82
LTE Band 5 Channel 20525 – 5MHz – 16QAM										
836.50	79.89	31	2.0	H	12.78	0.30	9.40	21.88	38.45	-16.57
836.50	84.36	119	1.3	V	16.83	0.30	9.40	25.93	38.45	-12.52
LTE Band 5 Channel 20625 – 5MHz – 16QAM										
846.50	79.76	53	1.4	H	12.65	0.30	9.40	21.75	38.45	-16.70
846.50	84.68	233	1.1	V	17.15	0.30	9.40	26.25	38.45	-12.20
LTE Band 5 Channel 20450 – 10MHz – QPSK										
829.00	78.83	19	1.3	H	11.72	0.30	9.40	20.82	38.45	-17.63
829.00	84.03	157	2.1	V	16.50	0.30	9.40	25.60	38.45	-12.85
LTE Band 5 Channel 20525 – 10MHz – QPSK										
836.50	78.31	43	1.2	H	11.20	0.30	9.40	20.30	38.45	-18.15
836.50	84.83	250	1.2	V	17.30	0.30	9.40	26.40	38.45	-12.05
LTE Band 5 Channel 20600 – 10MHz – QPSK										
844.00	78.40	340	2.3	H	11.29	0.30	9.40	20.39	38.45	-18.06
844.00	84.36	170	1.9	V	16.83	0.30	9.40	25.93	38.45	-12.52
LTE Band 5 Channel 20450 – 10MHz – 16QAM										
829.00	77.18	164	2.1	H	10.07	0.30	9.40	19.17	38.45	-19.28
829.00	84.40	8	1.0	V	16.87	0.30	9.40	25.97	38.45	-12.48
LTE Band 5 Channel 20525 – 10MHz – 16QAM										
836.50	79.07	181	1.5	H	11.96	0.30	9.40	21.06	38.45	-17.39
836.50	84.48	155	1.3	V	16.95	0.30	9.40	26.05	38.45	-12.40
LTE Band 5 Channel 20600 – 10MHz – 16QAM										
844.00	77.18	101	2.0	H	10.07	0.30	9.40	19.17	38.45	-19.28
844.00	84.00	276	1.5	V	16.47	0.30	9.40	25.57	38.45	-12.88

LTE Band 7

Frequency (MHz)	Receiver Reading (dBμV)	Turn table Angle Degree	RX Antenna		Substituted			Absolute Level (dBm)	Part 27	
			Height (m)	Polar (H/V)	SG Level (dBm)	Cable (dB)	Antenna Gain (dB)		Limit (dBm)	Margin (dB)
LTE Band 7 Channel 20775 – 5MHz – QPSK										
2502.50	76.50	14	1.8	H	2.50	0.43	10.60	12.67	33	-20.33
2502.50	81.98	315	1.6	V	11.70	0.43	10.60	21.87	33	-11.13
LTE Band 7 Channel 21100 – 5MHz – QPSK										
2535.00	78.03	312	2.3	H	4.03	0.43	10.60	14.20	33	-18.80
2535.00	81.76	155	1.1	V	11.48	0.43	10.60	21.65	33	-11.35
LTE Band 7 Channel 21425 – 5MHz – QPSK										
2567.50	76.39	333	2.2	H	2.28	0.43	10.60	12.45	33	-20.55
2567.50	81.31	291	2.4	V	11.12	0.43	10.60	21.29	33	-11.71
LTE Band 7 Channel 20775 – 5MHz – 16QAM										
2502.50	77.16	44	1.5	H	3.16	0.43	10.60	13.33	33	-19.67
2502.50	81.15	315	1.6	V	10.87	0.43	10.60	21.04	33	-11.96
LTE Band 7 Channel 21100 – 5MHz – 16QAM										
2535.00	79.18	86	2.0	H	5.18	0.43	10.60	15.35	33	-17.65
2535.00	81.07	57	1.3	V	10.79	0.43	10.60	20.96	33	-12.04
LTE Band 7 Channel 21425 – 5MHz – 16QAM										
2567.50	77.83	241	1.8	H	3.72	0.43	10.60	13.89	33	-19.11
2567.50	81.21	83	1.0	V	11.02	0.43	10.60	21.19	33	-11.81
LTE Band 7 Channel 20800 – 10MHz – QPSK										
2505.00	77.31	196	1.4	H	3.31	0.43	10.60	13.48	33	-19.52
2505.00	81.54	149	1.9	V	11.26	0.43	10.60	21.43	33	-11.57
LTE Band 7 Channel 21100 – 10MHz – QPSK										
2535.00	78.46	284	1.2	H	4.46	0.43	10.60	14.63	33	-18.37
2535.00	81.20	290	1.6	V	10.92	0.43	10.60	21.09	33	-11.91
LTE Band 7 Channel 21400 – 10MHz – QPSK										
2565.00	78.83	0	1.2	H	4.72	0.43	10.60	14.89	33	-18.11
2565.00	81.24	20	1.9	V	11.05	0.43	10.60	21.22	33	-11.78
LTE Band 7 Channel 20800 – 10MHz – 16QAM										
2505.00	77.64	252	1.6	H	3.64	0.43	10.60	13.81	33	-19.19
2505.00	81.46	33	2.3	V	11.18	0.43	10.60	21.35	33	-11.65
LTE Band 7 Channel 21100 – 10MHz – 16QAM										
2535.00	76.29	227	1.7	H	2.29	0.43	10.60	12.46	33	-20.54
2535.00	81.02	126	1.8	V	10.74	0.43	10.60	20.91	33	-12.09
LTE Band 7 Channel 21400 – 10MHz – 16QAM										
2565.00	76.04	334	2.0	H	1.93	0.43	10.60	12.10	33	-20.90
2565.00	81.27	291	1.5	V	11.08	0.43	10.60	21.25	33	-11.75
LTE Band 7 Channel 20825 – 15MHz – QPSK										
2507.50	77.34	47	1.1	H	3.34	0.43	10.60	13.51	33	-19.49
2507.50	81.15	222	1.7	V	10.87	0.43	10.60	21.04	33	-11.96
LTE Band 7 Channel 21100 – 15MHz – QPSK										
2535.00	79.00	165	2.0	H	5.00	0.43	10.60	15.17	33	-17.83
2535.00	81.21	53	1.7	V	10.93	0.43	10.60	21.10	33	-11.90

LTE Band 7 Channel 21375 – 15MHz – QPSK										
2562.50	79.66	351	2.0	H	5.55	0.43	10.60	15.72	33	-17.28
2562.50	81.36	219	1.4	V	11.17	0.43	10.60	21.34	33	-11.66
LTE Band 7 Channel 20825 – 15MHz – 16QAM										
2507.50	77.63	246	1.4	H	3.63	0.43	10.60	13.80	33	-19.20
2507.50	81.86	6	1.7	V	11.58	0.43	10.60	21.75	33	-11.25
LTE Band 7 Channel 21100 – 15MHz – 16QAM										
2535.00	77.79	237	1.5	H	3.79	0.43	10.60	13.96	33	-19.04
2535.00	81.63	243	1.1	V	11.35	0.43	10.60	21.52	33	-11.48
LTE Band 7 Channel 21375 – 15MHz – 16QAM										
2562.50	78.13	199	1.3	H	4.02	0.43	10.60	14.19	33	-18.81
2562.50	81.07	84	1.5	V	10.88	0.43	10.60	21.05	33	-11.95
LTE Band 7 Channel 20850 – 20MHz – QPSK										
2510.00	77.85	209	1.1	H	3.85	0.43	10.60	14.02	33	-18.98
2510.00	81.49	143	1.9	V	11.21	0.43	10.60	21.38	33	-11.62
LTE Band 7 Channel 21100 – 20MHz – QPSK										
2535.00	79.06	120	1.1	H	5.06	0.43	10.60	15.23	33	-17.77
2535.00	81.89	6	1.7	V	11.61	0.43	10.60	21.78	33	-11.22
LTE Band 7 Channel 21350 – 20MHz – QPSK										
2560.00	77.26	223	2.3	H	3.15	0.43	10.60	13.32	33	-19.68
2560.00	81.56	136	1.6	V	11.37	0.43	10.60	21.54	33	-11.46
LTE Band 7 Channel 20850 – 20MHz – 16QAM										
2510.00	78.34	189	1.6	H	4.34	0.43	10.60	14.51	33	-18.49
2510.00	81.25	43	1.9	V	10.97	0.43	10.60	21.14	33	-11.86
LTE Band 7 Channel 21100 – 20MHz – 16QAM										
2535.00	76.47	286	1.6	H	2.47	0.43	10.60	12.64	33	-20.36
2535.00	81.52	133	1.8	V	11.24	0.43	10.60	21.41	33	-11.59
LTE Band 7 Channel 21350 – 20MHz – 16QAM										
2560.00	79.05	21	1.1	H	4.94	0.43	10.60	15.11	33	-17.89
2560.00	81.26	193	2.5	V	11.07	0.43	10.60	21.24	33	-11.76

LTE Band 17

Frequency (MHz)	Receiver Reading (dBμV)	Turn table Angle Degree	RX Antenna		Substituted			Absolute Level (dBm)	Part 27	
			Height (m)	Polar (H/V)	SG Level (dBm)	Cable (dB)	Antenna Gain (dB)		Limit (dBm)	Margin (dB)
LTE Band 17 Channel 23755 – 5MHz – QPSK										
706.50	76.57	324	2.3	H	5.57	0.20	0.00	5.37	30	-24.63
706.50	81.73	122	1.4	V	9.45	0.20	0.00	9.25	30	-20.75
LTE Band 17 Channel 23790 – 5MHz – QPSK										
710.00	79.95	209	1.9	H	8.95	0.20	0.00	8.75	30	-21.25
710.00	81.44	293	2.0	V	9.16	0.20	0.00	8.96	30	-21.04
LTE Band 17 Channel 23825 – 5MHz – QPSK										
713.50	76.44	159	1.1	H	5.44	0.20	0.00	5.24	30	-24.76
713.50	81.12	135	1.0	V	8.84	0.20	0.00	8.64	30	-21.36
LTE Band 17 Channel 23755 – 5MHz – 16QAM										
706.50	77.84	312	2.0	H	6.84	0.20	0.00	6.64	30	-23.36
706.50	81.40	166	2.4	V	9.12	0.20	0.00	8.92	30	-21.08
LTE Band 17 Channel 23790 – 5MHz – 16QAM										
710.00	79.29	99	2.0	H	8.29	0.20	0.00	8.09	30	-21.91
710.00	81.60	163	1.6	V	9.32	0.20	0.00	9.12	30	-20.88
LTE Band 17 Channel 23825 – 5MHz – 16QAM										
713.50	79.62	308	1.5	H	8.62	0.20	0.00	8.42	30	-21.58
713.50	81.75	9	1.7	V	9.47	0.20	0.00	9.27	30	-20.73
LTE Band 17 Channel 23780 – 10MHz – QPSK										
709.00	78.35	214	2.2	H	7.35	0.20	0.00	7.15	30	-22.85
709.00	81.61	289	1.0	V	9.33	0.20	0.00	9.13	30	-20.87
LTE Band 17 Channel 23790 – 10MHz – QPSK										
710.00	78.99	194	1.8	H	7.99	0.20	0.00	7.79	30	-22.21
710.00	81.06	192	2.0	V	8.78	0.20	0.00	8.58	30	-21.42
LTE Band 17 Channel 23800 – 10MHz – QPSK										
711.00	77.33	19	1.9	H	6.33	0.20	0.00	6.13	30	-23.87
711.00	81.49	251	1.7	V	9.21	0.20	0.00	9.01	30	-20.99
LTE Band 17 Channel 23780 – 10MHz – 16QAM										
709.00	76.67	81	1.5	H	5.67	0.20	0.00	5.47	30	-24.53
709.00	81.38	159	1.4	V	9.10	0.20	0.00	8.90	30	-21.10
LTE Band 17 Channel 23790 – 10MHz – 16QAM										
710.00	78.77	197	1.0	H	7.77	0.20	0.00	7.57	30	-22.43
710.00	81.43	346	1.4	V	9.15	0.20	0.00	8.95	30	-21.05
LTE Band 17 Channel 23800 – 10MHz – 16QAM										
711.00	77.56	259	1.5	H	6.56	0.20	0.00	6.36	30	-23.64
711.00	81.10	126	2.2	V	8.82	0.20	0.00	8.62	30	-21.38

LTE Band 41

Frequency (MHz)	Receiver Reading (dBμV)	Turn table Angle Degree	RX Antenna		Substituted			Absolute Level (dBm)	Part 27	
			Height (m)	Polar (H/V)	SG Level (dBm)	Cable (dB)	Antenna Gain (dB)		Limit (dBm)	Margin (dB)
LTE Band 41 Channel 40625 – 5MHz – QPSK										
2557.50	76.57	83	1.9	H	2.57	0.43	10.60	12.74	33	-20.26
2557.50	81.12	318	2.2	V	5.84	0.43	10.60	16.01	33	-16.99
LTE Band 41 Channel 40620 – 5MHz – QPSK										
2593.00	78.34	14	1.6	H	4.34	0.43	10.60	14.51	33	-18.49
2593.00	81.77	333	1.6	V	6.49	0.43	10.60	16.66	33	-16.34
LTE Band 41 Channel 41215 – 5MHz – QPSK										
2652.50	79.06	67	1.8	H	4.95	0.43	10.60	15.12	33	-17.88
2652.50	81.75	114	1.7	V	6.56	0.43	10.60	16.73	33	-16.27
LTE Band 41 Channel 40625 – 5MHz – 16QAM										
2557.50	77.45	214	1.5	H	3.45	0.43	10.60	13.62	33	-19.38
2557.50	81.07	176	1.1	V	5.79	0.43	10.60	15.96	33	-17.04
LTE Band 41 Channel 40620 – 5MHz – 16QA										
2593.00	77.97	151	1.7	H	3.97	0.43	10.60	14.14	33	-18.86
2593.00	81.93	322	1.6	V	6.65	0.43	10.60	16.82	33	-16.18
LTE Band 41 Channel 41215 – 5MHz – 16QAM										
2652.50	76.43	199	1.3	H	2.32	0.43	10.60	12.49	33	-2051
2652.50	81.17	288	1.4	V	5.98	0.43	10.60	16.15	33	-16.85
LTE Band 41 Channel 40290 – 10MHz – QPSK										
2560.00	79.64	49	1.4	H	5.64	0.43	10.60	15.81	33	-17.19
2560.00	81.86	298	1.9	V	6.58	0.43	10.60	16.75	33	-16.25
LTE Band 41 Channel 40620 – 10MHz – QPSK										
2593.00	76.24	53	2.3	H	2.24	0.43	10.60	12.41	33	-20.59
2593.00	81.01	322	2.0	V	5.73	0.43	10.60	15.90	33	-17.10
LTE Band 41 Channel 41190 – 10MHz – QPSK										
2650.00	77.91	94	2.4	H	3.80	0.43	10.60	13.97	33	-19.03
2650.00	81.47	100	1.9	V	6.28	0.43	10.60	16.45	33	-16.55
LTE Band 41 Channel 40290 – 10MHz – 16QAM										
2560.00	79.87	178	2.1	H	5.87	0.43	10.60	16.04	33	-16.96
2560.00	81.68	262	1.1	V	6.40	0.43	10.60	16.57	33	-16.43
LTE Band 41 Channel 40620 – 10MHz – 16QAM										
2593.00	76.59	70	1.4	H	2.59	0.43	10.60	12.76	33	-20.24
2593.00	81.59	178	1.5	V	6.31	0.43	10.60	16.48	33	-16.52
LTE Band 41 Channel 41190 – 10MHz – 16QAM										
2650.00	78.29	177	2.2	H	4.18	0.43	10.60	14.35	36	-18.65
2650.00	81.26	222	1.9	V	6.07	0.43	10.60	16.24	36	-16.76
LTE Band 41 Channel 40315 – 15MHz – QPSK										
2562.50	76.68	304	1.5	H	2.68	0.43	10.60	12.85	33	-20.15
2562.50	81.90	137	2.0	V	6.62	0.43	10.60	16.79	33	-16.21
LTE Band 41 Channel 40620 – 15MHz – QPSK										
2593.00	78.87	94	2.3	H	4.87	0.43	10.60	15.04	33	-17.96

2593.00	81.72	163	1.0	V	6.44	0.43	10.60	16.61	33	-16.39
LTE Band 41 Channel 41165 – 15MHz – QPSK										
2647.50	79.16	172	1.2	H	5.05	0.43	10.60	15.22	33	-17.78
2647.50	81.53	175	1.3	V	6.34	0.43	10.60	16.51	33	-16.49
LTE Band 41 Channel 40315 – 15MHz – 16QAM										
2562.50	78.88	37	2.3	H	4.88	0.43	10.60	15.05	33	-17.95
2562.50	81.61	81	1.2	V	6.33	0.43	10.60	16.50	33	-16.50
LTE Band 41 Channel 40620 – 15MHz – 16QAM										
2593.00	78.43	245	1.9	H	4.43	0.43	10.60	14.60	33	-18.40
2593.00	81.59	192	1.4	V	6.31	0.43	10.60	16.48	33	-16.52
LTE Band 41 Channel 41165 – 15MHz – 16QAM										
2647.50	78.89	127	1.3	H	4.78	0.43	10.60	14.95	33	-18.05
2647.50	81.76	103	2.3	V	6.57	0.43	10.60	16.74	33	-16.26
LTE Band 41 Channel 40340 – 20MHz – QPSK										
2565.00	78.47	248	2.1	H	4.47	0.43	10.60	14.64	33	-18.36
2565.00	81.76	357	1.7	V	6.48	0.43	10.60	16.65	33	-16.35
LTE Band 41 Channel 40620 – 20MHz – QPSK										
2593.00	77.51	130	1.4	H	3.51	0.43	10.60	13.68	33	-19.32
2593.00	81.95	175	1.1	V	6.67	0.43	10.60	16.84	33	-16.16
LTE Band 41 Channel 41140– 20MHz – QPSK										
2645.00	77.81	229	2.1	H	3.70	0.43	10.60	13.87	33	-19.13
2645.00	81.17	345	1.7	V	5.98	0.43	10.60	16.15	33	-16.85
LTE Band 41 Channel 40340 – 20MHz – 16QAM										
2565.00	78.89	105	1.1	H	4.89	0.43	10.60	15.06	33	-17.94
2565.00	81.90	216	2.1	V	6.62	0.43	10.60	16.79	33	-16.21
LTE Band 41 Channel 40620 – 20MHz – 16QAM										
2593.00	79.76	197	2.4	H	5.76	0.43	10.60	15.93	33	-17.07
2593.00	81.71	310	1.9	V	6.43	0.43	10.60	16.60	33	-16.40
LTE Band 41 Channel 41140 – 20MHz – 16QAM										
2645.00	78.04	8	1.7	H	3.93	0.43	10.60	14.10	33	-18.90
2645.00	81.88	158	1.6	V	6.69	0.43	10.60	16.86	33	-16.14

9 Peak-to-Average Ratio

Test Requirement:	24.232 (d), 27.50(d)
Test Method:	N/A
Test Mode:	TX transmitting

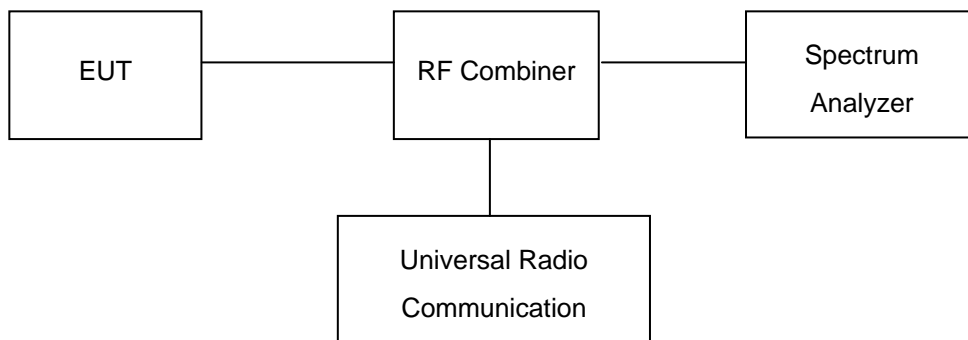
9.1 EUT Operation

Operating Environment :

Temperature:	22.5 °C
Humidity:	52.3% RH
Atmospheric Pressure:	101.2kPa

9.2 Test Procedure

1. The EUT was connected to spectrum analyzer and system simulator via a power divider.
2. Set EUT to transmit at maximum output power.
3. When the duty cycle is less than 98%, then signal gating will be implemented on the spectrum analyzer by triggering from the system simulator.
4. Set the CCDF (Complementary Cumulative Distribution Function) option of the spectrum analyzer. Record the maximum PAPR level associated with a probability of 0.1%.



9.3 Test Result

PASS

LTE Band

Please refer to the Appendix Band 2/4/5/7/17/41 LTE Peak to Average Ratio.

10 BANDWIDTH

Test Requirement:	FCC Part 2.1049, 22.917, 22.905, 24.238, 27.53(a)
Test Method:	TIA/EIA-603-D:2010 KDB971168 D01 v02r02
Test Mode:	TX transmitting

10.1 EUT Operation

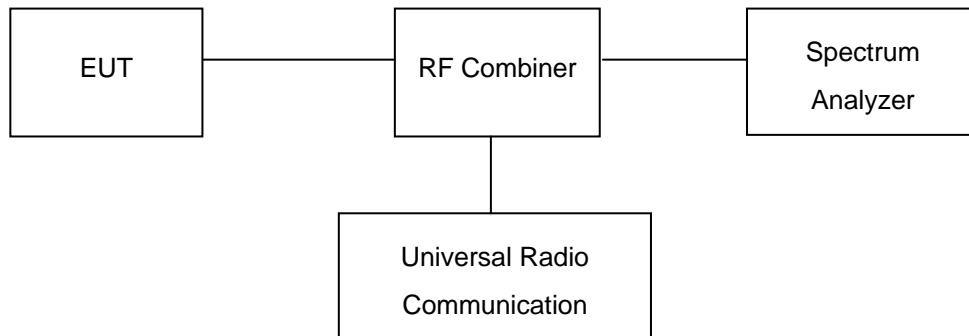
Operating Environment :

Temperature:	22.5 °C
Humidity:	52.3% RH
Atmospheric Pressure:	101.2kPa

10.2 Test Procedure

The RF output of the transmitter was connected to the wireless test set and the spectrum analyzer through sufficient attenuation.

The resolution bandwidth of the spectrum analyzer was set in the range of 1 to 5 % of the anticipated OBW and the 26 dB & 99%bandwidth was recorded.



10.3 Test Result

LTE Band 2 (Part 24E):

BW(MHz)	Channel	Frequency (MHz)	Modulation	99% Occupied Bandwidth (MHz)	26 dB Bandwidth (MHz)
1.4	18607	1850.7	QPSK	1.09	1.29
			16QAM	1.09	1.28
1.4	18900	1880	QPSK	1.09	1.25
			16QAM	1.09	1.25
1.4	19193	1909.3	QPSK	1.09	1.30
			16QAM	1.09	1.29
3	18615	1851.5	QPSK	2.72	2.99
			16QAM	2.72	2.98
3	18900	1880	QPSK	2.73	2.97
			16QAM	2.73	2.97
3	19185	1908.5	QPSK	2.73	2.98
			16QAM	2.72	2.98
5	18625	1852.5	QPSK	4.5	4.9
			16QAM	4.49	4.85
5	18900	1880	QPSK	4.49	4.84
			16QAM	4.49	4.84
5	19175	1907.5	QPSK	4.49	4.87
			16QAM	4.49	4.86
10	18650	1855	QPSK	8.92	9.44
			16QAM	8.91	9.4
10	18900	1880	QPSK	8.91	9.39
			16QAM	8.91	9.36
10	19150	1905	QPSK	8.93	9.4
			16QAM	8.92	9.41
15	18675	1857.5	QPSK	13.45	14.29
			16QAM	13.45	13.26
15	18900	1880	QPSK	13.47	14.26
			16QAM	13.46	14.25

15	19125	1902.5	QPSK	13.47	14.28
			16QAM	13.47	14.26
20	18700	1860	QPSK	17.88	18.75
			16QAM	17.87	18.76
20	18900	1880	QPSK	17.88	18.78
			16QAM	17.88	18.76
20	19100	1900	QPSK	17.88	18.76
			16QAM	17.88	18.76

LTE Band 4 (Part 27):

BW(MHz)	Channel	Frequency (MHz)	Modulation	99% Occupied Bandwidth (MHz)	26 dB Bandwidth (MHz)
1.4	19957	1710.7	QPSK	1.09	1.26
			16QAM	1.09	1.26
1.4	2.175	1732.5	QPSK	1.09	1.25
			16QAM	1.09	1.26
1.4	20393	1754.3	QPSK	1.09	1.27
			16QAM	1.09	1.27
3	19965	1711.5	QPSK	2.72	2.97
			16QAM	2.72	2.97
3	2.175	1732.5	QPSK	2.73	2.97
			16QAM	2.73	2.97
3	2.385	1753.5	QPSK	2.73	2.97
			16QAM	2.72	2.96
5	19975	1712.5	QPSK	4.49	4.84
			16QAM	4.49	4.83
5	20175	1732.5	QPSK	4.5	4.86
			16QAM	4.49	4.84
5	20375	1752.5	QPSK	4.49	4.84
			16QAM	4.49	4.85
10	2000	1715	QPSK	8.92	9.37
			16QAM	8.92	9.4

10	20175	1732.5	QPSK	8.91	9.39
			16QAM	8.91	9.36
10	20350	1750	QPSK	8.92	9.38
			16QAM	8.92	9.38
15	20025	1717.5	QPSK	13.46	14.28
			16QAM	13.46	14.25
15	20175	1732.5	QPSK	13.45	14.27
			16QAM	13.44	14.25
15	20325	1747.5	QPSK	13.47	14.28
			16QAM	13.47	14.26
20	20050	1720	QPSK	17.88	18.76
			16QAM	17.88	18.75
20	20175	1732.5	QPSK	17.84	18.75
			16QAM	17.85	18.75
20	20300	1745	QPSK	17.89	18.81
			16QAM	17.9	18.75

LTE Band 5 (Part 22H):

BW(MHz)	Channel	Frequency (MHz)	Modulation	99% Occupied Bandwidth (MHz)	26 dB Bandwidth (MHz)
1.4	20407	824.7	QPSK	1.09	1.26
			16QAM	1.09	1.28
1.4	20525	836.5	QPSK	1.09	1.27
			16QAM	1.09	1.27
1.4	20643	848.3	QPSK	1.09	1.27
			16QAM	1.09	1.26
3	20415	825.5	QPSK	2.72	2.97
			16QAM	2.72	2.96
3	20525	836.5	QPSK	2.72	2.96
			16QAM	2.72	2.96
3	20635	847.5	QPSK	2.73	2.97
			16QAM	2.72	2.98
5	20425	826.5	QPSK	4.49	4.86

			16QAM	4.49	4.84
5	20525	836.5	QPSK	4.48	4.85
			16QAM	4.49	4.82
5	20625	846.5	QPSK	4.49	4.82
			16QAM	4.49	4.84
10	20450	829.0	QPSK	8.94	9.43
			16QAM	8.93	9.43
10	20525	836.5	QPSK	8.9	9.33
			16QAM	8.88	9.3
10	20600	844.0	QPSK	8.93	9.32
			16QAM	8.93	9.36

LTE Band 7 (Part 27):

BW(MHz)	Channel	Frequency (MHz)	Modulation	99% Occupied Bandwidth (MHz)	26 dB Bandwidth (MHz)
5	20775	2502.5	QPSK	4.49	4.86
			16QAM	4.49	4.83
5	21100	2535	QPSK	4.5	4.86
			16QAM	4.49	4.85
5	21425	2567.5	QPSK	4.49	4.87
			16QAM	4.79	4.85
10	20850	2510	QPSK	8.92	9.41
			16QAM	8.91	9.41
10	21100	2535	QPSK	8.91	9.39
			16QAM	8.91	9.35
10	21400	2565	QPSK	8.92	9.36
			16QAM	8.91	9.38
15	20800	2505	QPSK	13.44	14.27
			16QAM	13.44	14.25
15	21100	2535	QPSK	13.47	14.27
			16QAM	13.45	14.25
15	21375	2562.5	QPSK	13.45	14.29
			16QAM	13.45	14.25

20	20825	2507.5	QPSK	17.86	18.75
			16QAM	17.86	18.76
20	21100	2535	QPSK	17.87	18.77
			16QAM	17.87	18.77
20	21350	2560	QPSK	17.87	18.8
			16QAM	17.88	18.79

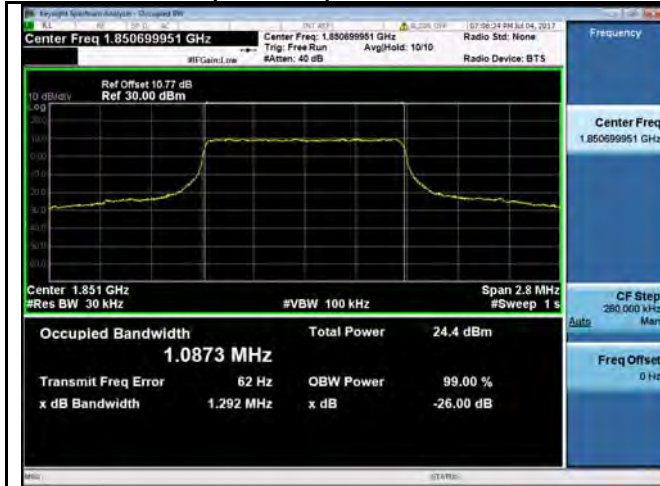
LTE Band 17 (Part 27):

BW(MHz)	Channel	Frequency (MHz)	Modulation	99% Occupied Bandwidth (MHz)	26 dB Bandwidth (MHz)
5	23755	706.5	QPSK	4.5	4.81
			16QAM	4.5	4.81
5	23790	710	QPSK	4.48	4.85
			16QAM	4.48	4.83
5	23825	713.5	QPSK	4.47	4.93
			16QAM	4.47	4.85
10	23780	709	QPSK	8.89	9.26
			16QAM	8.88	9.29
10	23790	710	QPSK	8.85	9.24
			16QAM	8.85	9.24
10	23800	711	QPSK	8.82	9.23
			16QAM	8.82	9.23

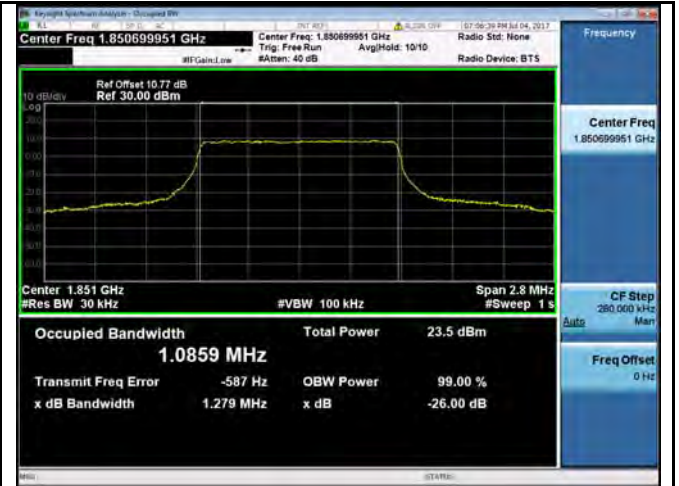
LTE Band 41 (Part 27):

BW(MHz)	Channel	Frequency (MHz)	Modulation	99% Occupied Bandwidth (MHz)	26 dB Bandwidth (MHz)
5	40625	255.75	QPSK	4.5	4.83
			16QAM	4.49	4.84
5	40620	2593	QPSK	4.49	4.78
			16QAM	4.49	4.83
5	41215	2652.5	QPSK	4.5	4.87
			16QAM	4.5	4.85
10	40290	2560	QPSK	8.92	9.36
			16QAM	8.93	9.36
10	40620	2593	QPSK	8.91	9.33
			16QAM	8.91	9.33
10	41190	2650	QPSK	8.93	9.33
			16QAM	8.93	9.43
15	40315	2562.5	QPSK	13.47	14.33
			16QAM	13.46	14.28
15	40620	2593	QPSK	13.45	14.24
			16QAM	13.45	14.25
15	41165	2647.5	QPSK	13.46	14.26
			16QAM	13.46	14.27
20	40340	2565	QPSK	17.89	18.78
			16QAM	17.89	18.77
20	40620	2593	QPSK	17.89	18.75
			16QAM	17.87	18.76
20	41140	2645	QPSK	17.91	18.75
			16QAM	17.91	18.79

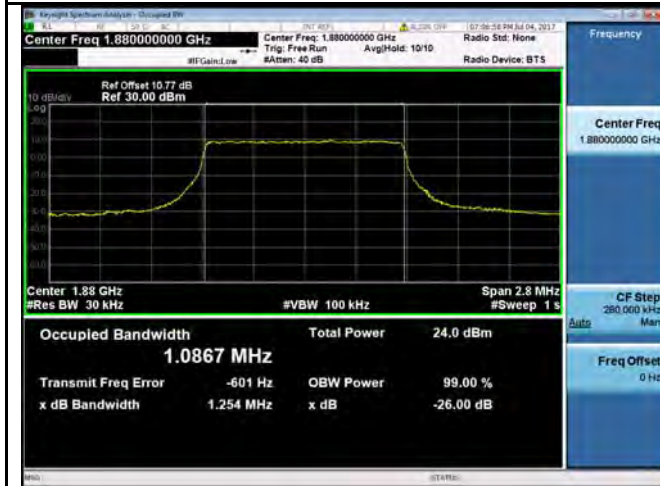
Test Plots
LTE Band 2 (Part 24E)



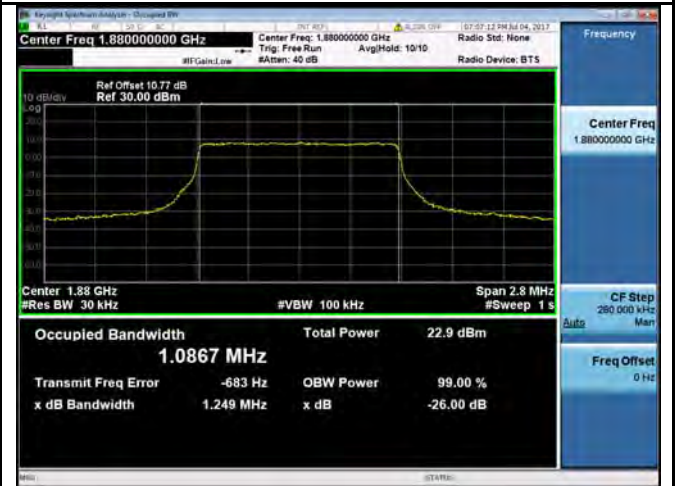
LTE band 2 - Low CH QPSK-1.4



LTE band 2 - Low CH 16QAM-1.4



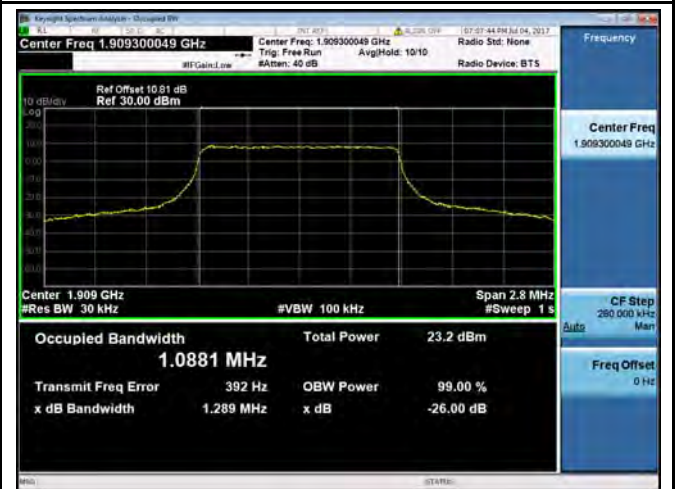
LTE band 2 - Middle CH QPSK-1.4



LTE band 2 - Middle CH 16QAM-1.4



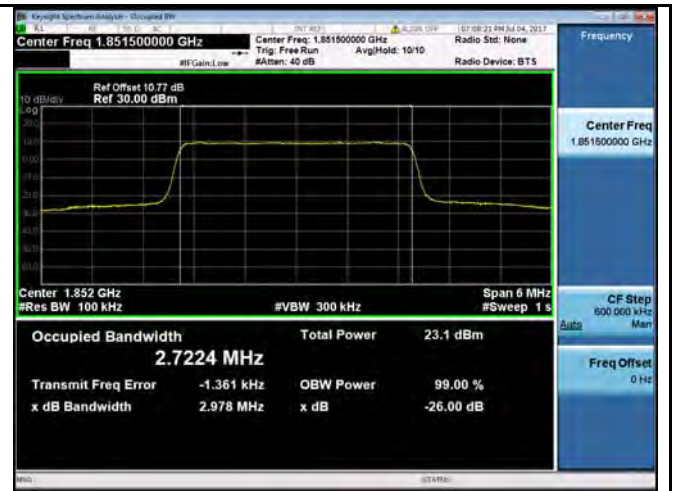
LTE band 2 - High CH QPSK-1.4



LTE band 2 - High CH 16QAM-1.4



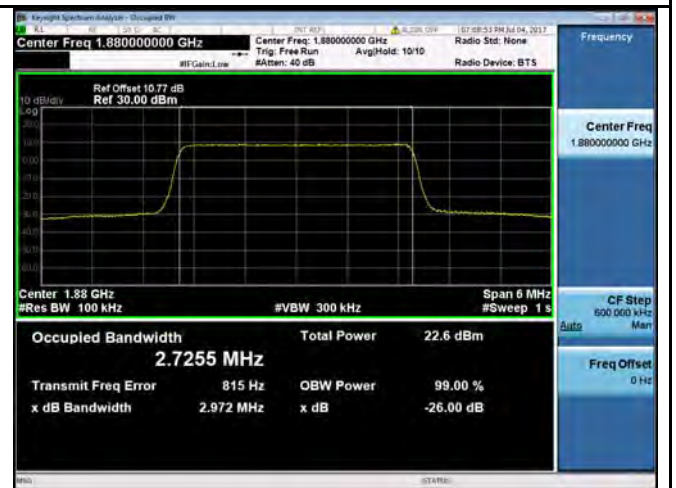
LTE band 2 - Low CH QPSK-3



LTE band 2 - Low CH 16QAM-3



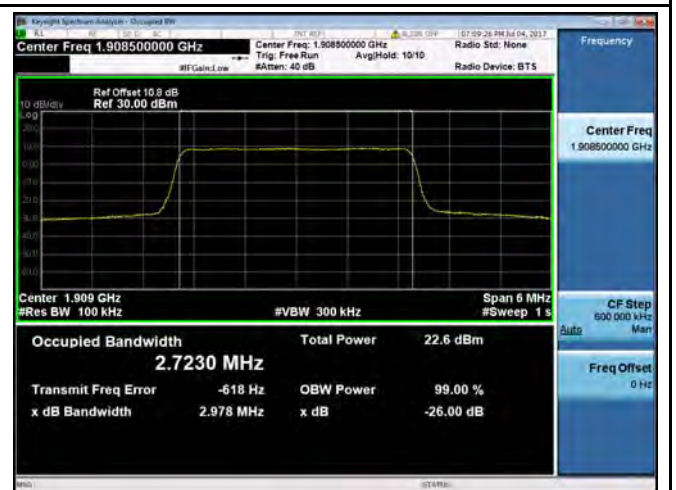
LTE band 2 - Middle CH QPSK-3



LTE band 2 - Middle CH 16QAM-3



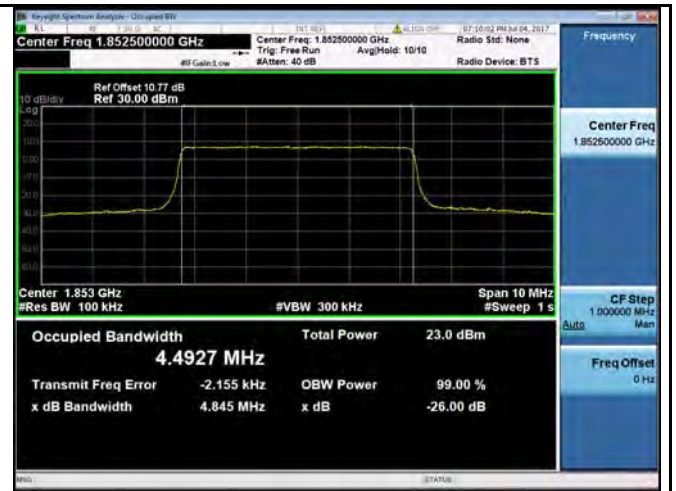
LTE band 2 - High CH QPSK-3



LTE band 2 - High CH 16QAM-3



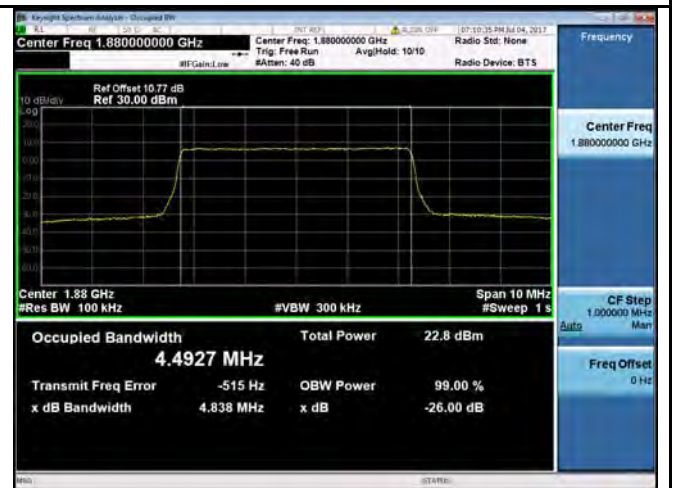
LTE band 2 - Low CH QPSK-5



LTE band 2 - Low CH 16QAM-5



LTE band 2 - Middle CH QPSK-5



LTE band 2 - Middle CH 16QAM-5



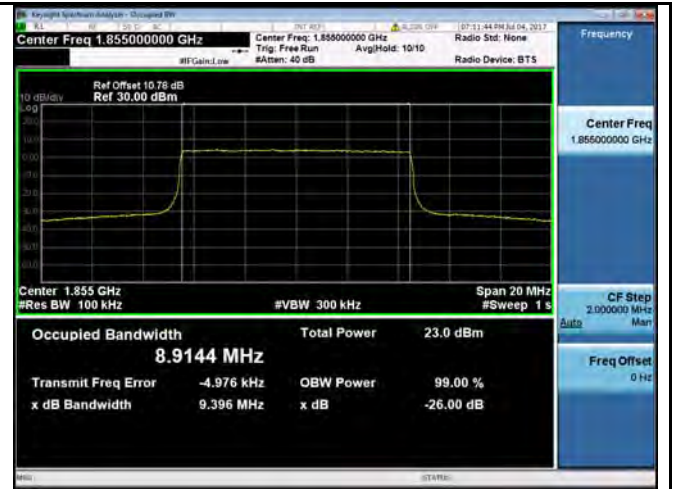
LTE band 2 - High CH QPSK-5



LTE band 2 - High CH 16QAM-5



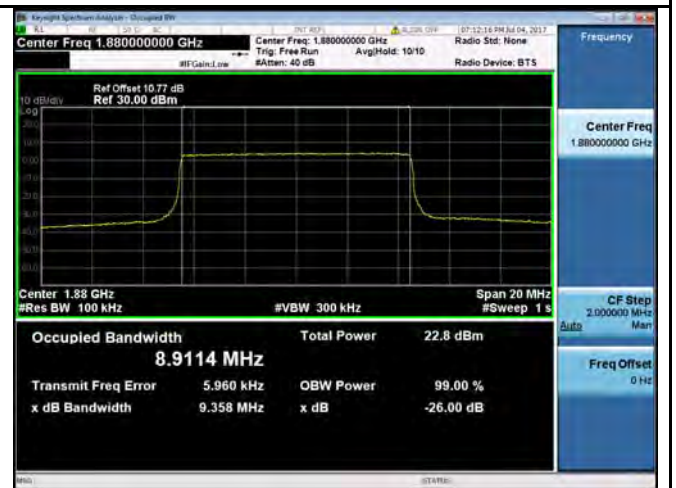
LTE band 2 - Low CH QPSK-10



LTE band 2 - Low CH 16QAM-10



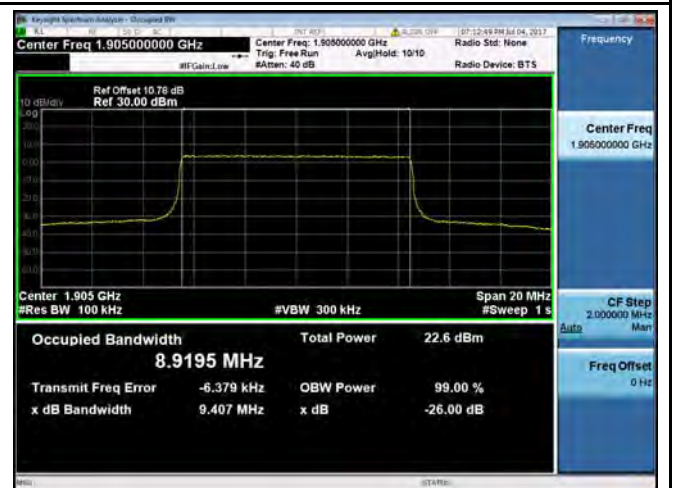
LTE band 2 - Middle CH QPSK-10



LTE band 2 - Middle CH 16QAM-10



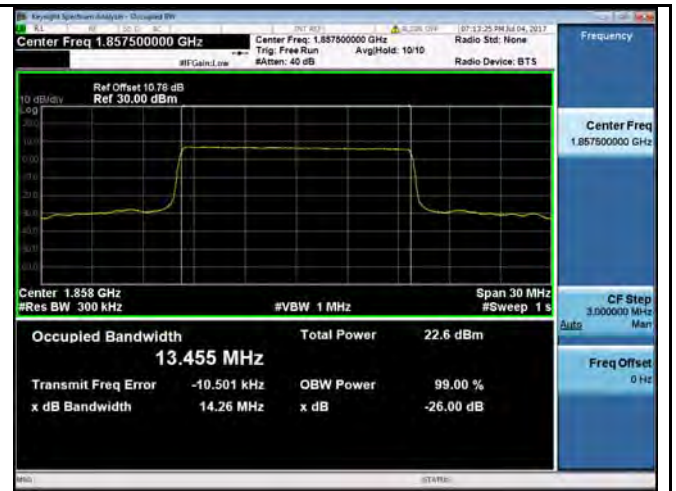
LTE band 2 - High CH QPSK-10



LTE band 2 - High CH 16QAM-10



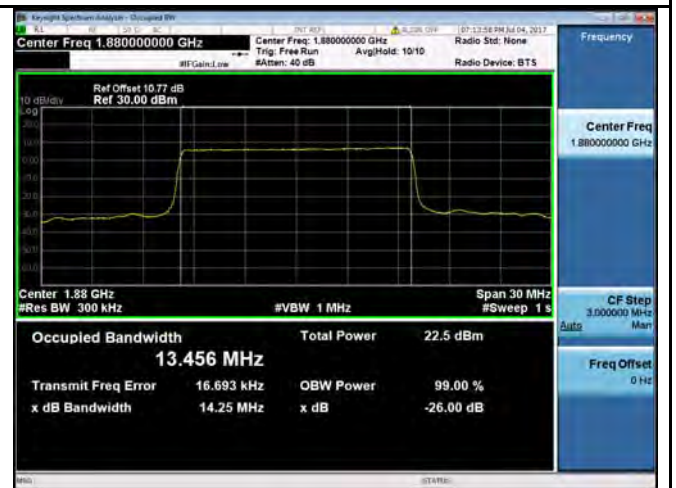
LTE band 2 - Low CH QPSK-15



LTE band 2 - Low CH 16QAM-15



LTE band 2 - Middle CH QPSK-15



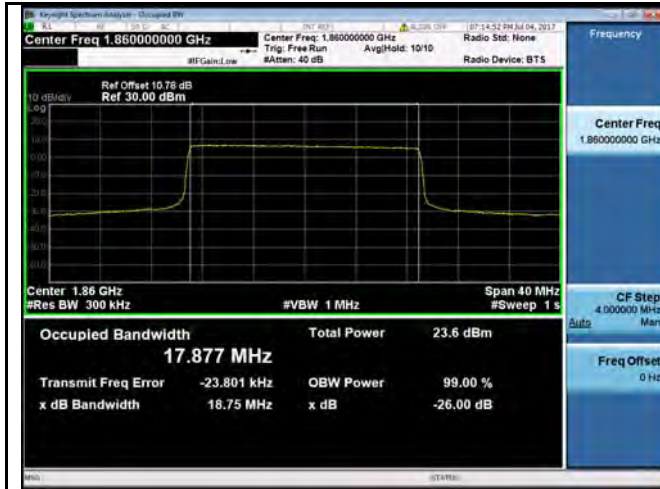
LTE band 2 - Middle CH 16QAM-15



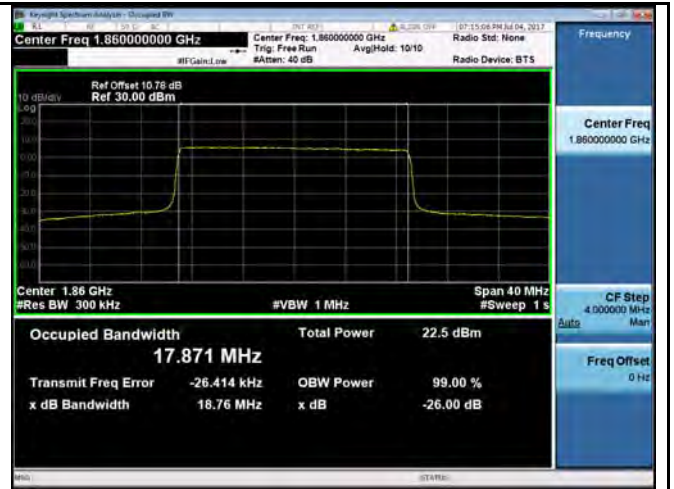
LTE band 2 - High CH QPSK-15



LTE band 2 - High CH 16QAM-15



LTE band 2 - Low CH QPSK-20



LTE band 2 - Low CH 16QAM-20



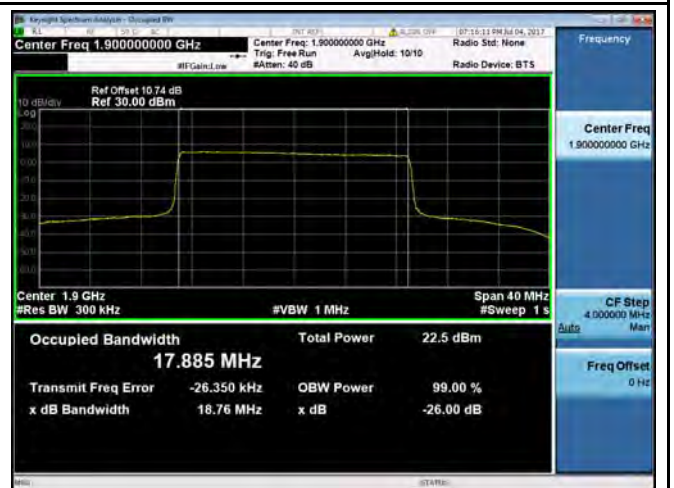
LTE band 2 - Middle CH QPSK-20



LTE band 2 - Middle CH 16QAM-20

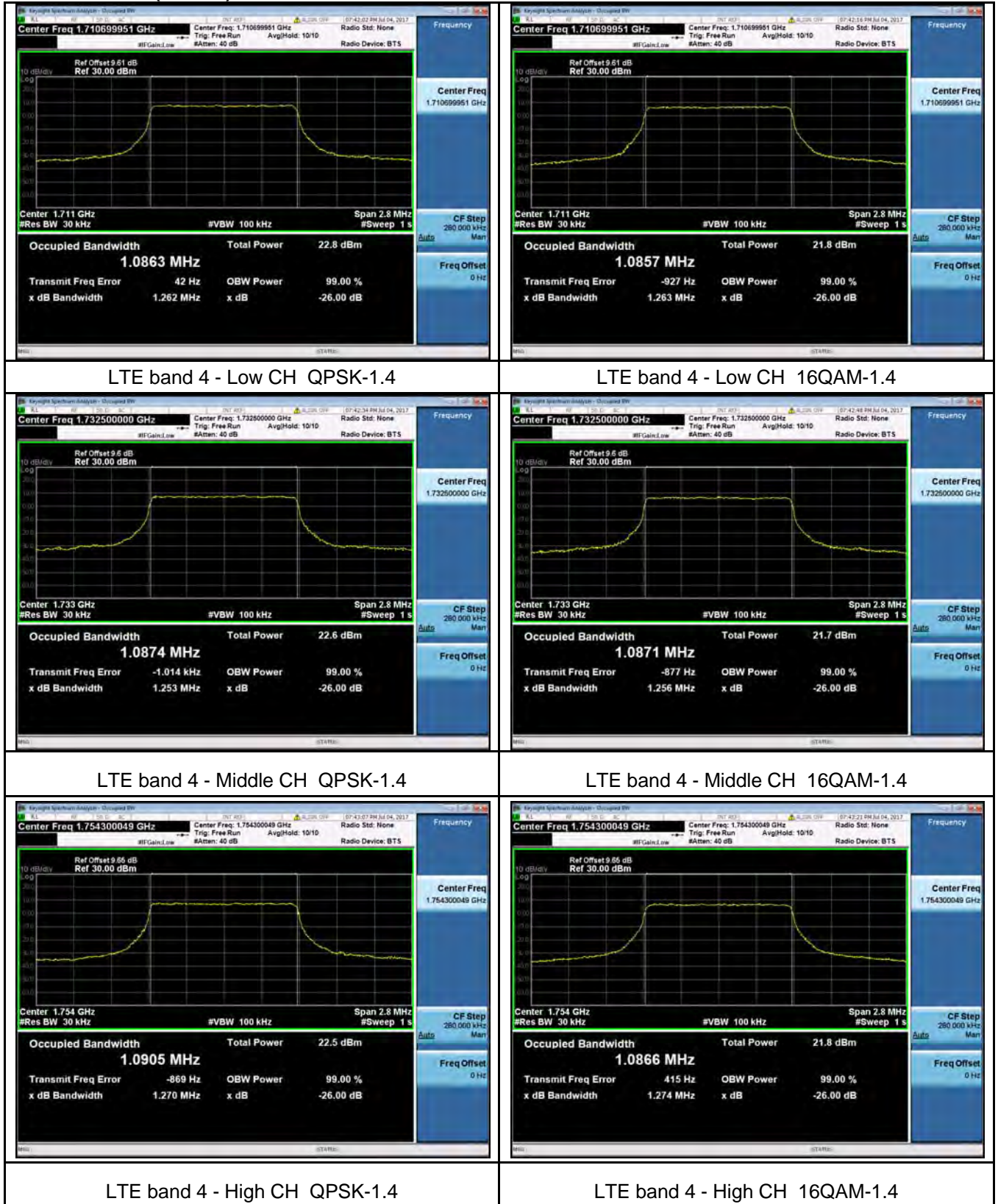


LTE band 2 - High CH QPSK-20



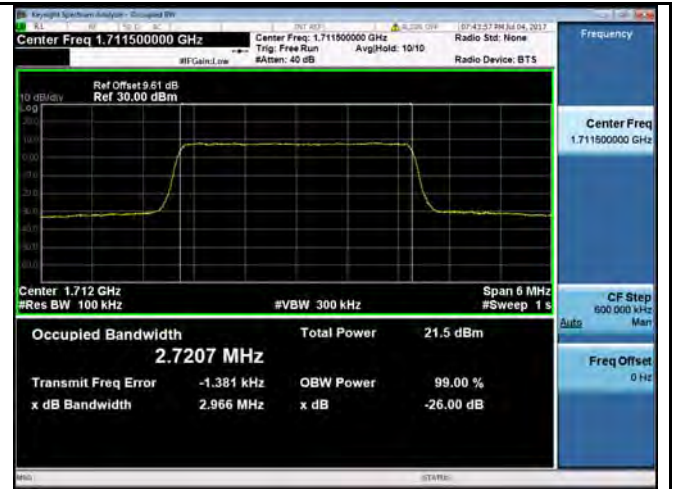
LTE band 2 - High CH 16QAM-20

LTE Band 4 (Part 27)





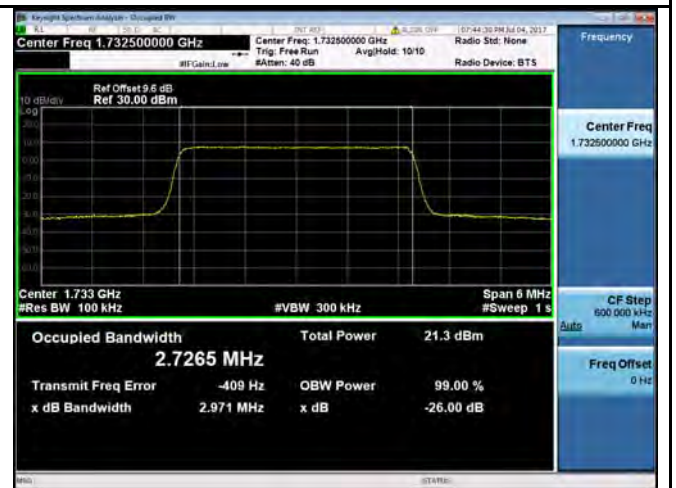
LTE band 4 - Low CH QPSK-3



LTE band 4 - Low CH 16QAM-3



LTE band 4 - Middle CH QPSK-3



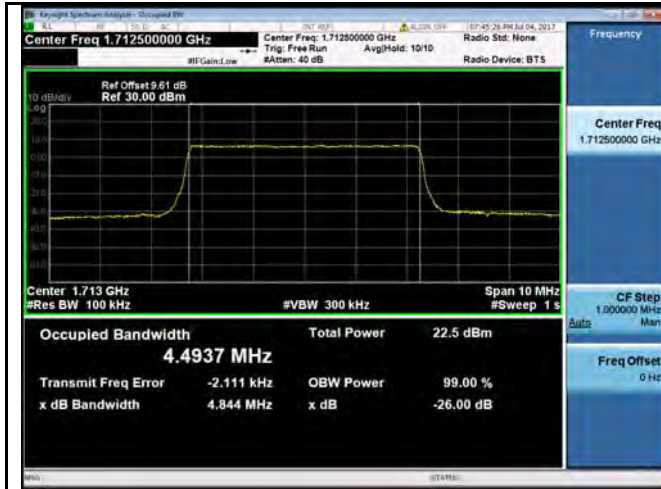
LTE band 4 - Middle CH 16QAM-3



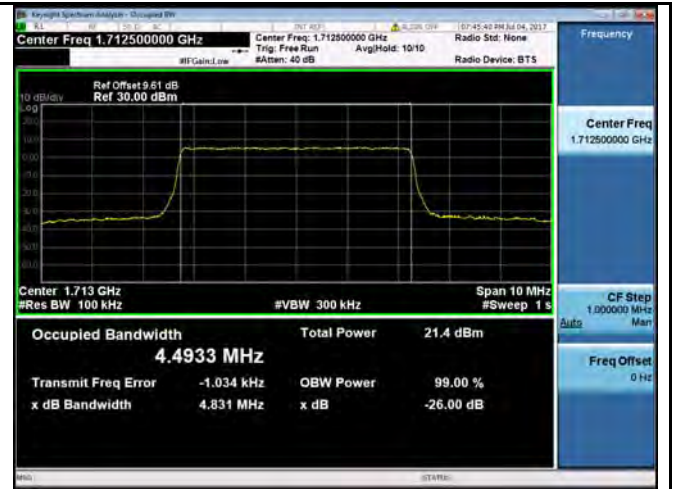
LTE band 4 - High CH QPSK-3



LTE band 4 - High CH 16QAM-3



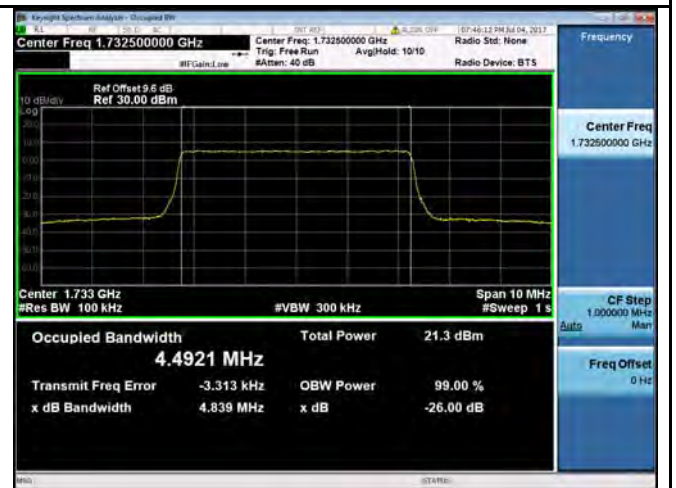
LTE band 4 - Low CH QPSK-5



LTE band 4 - Low CH 16QAM-5



LTE band 4 - Middle CH QPSK-5



LTE band 4 - Middle CH 16QAM-5



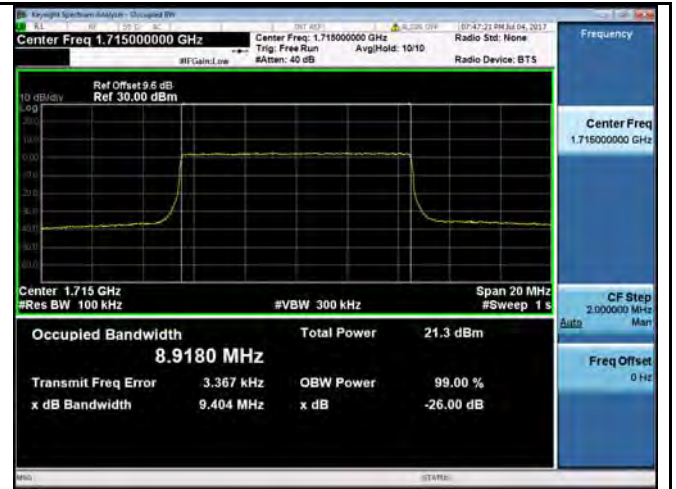
LTE band 4 - High CH QPSK-5



LTE band 4 - High CH 16QAM-5



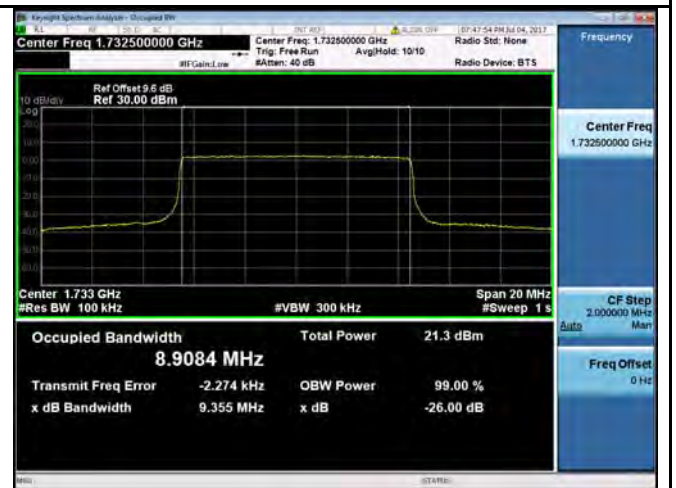
LTE band 4 - Low CH QPSK-10



LTE band 4 - Low CH 16QAM-10



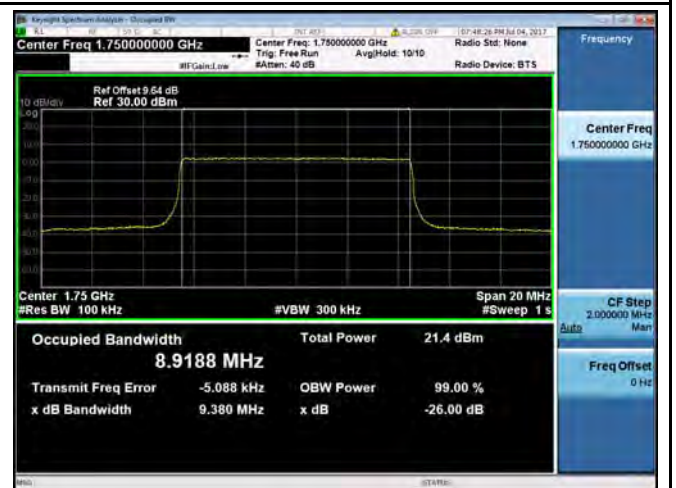
LTE band 4 - Middle CH QPSK-10



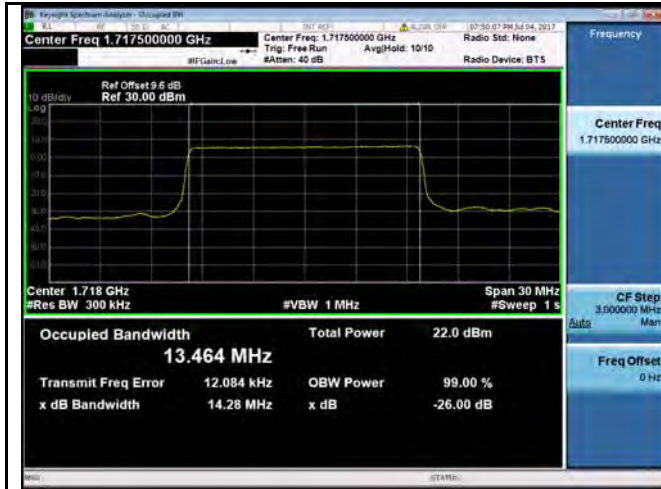
LTE band 4 - Middle CH 16QAM-10



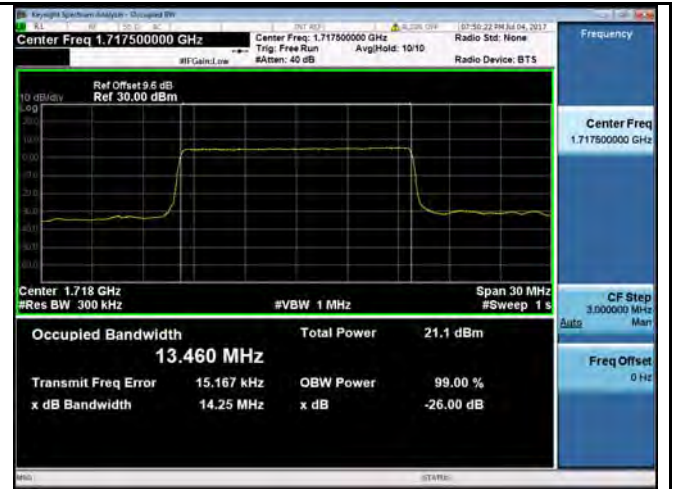
LTE band 4 - High CH QPSK-10



LTE band 4 - High CH 16QAM-10



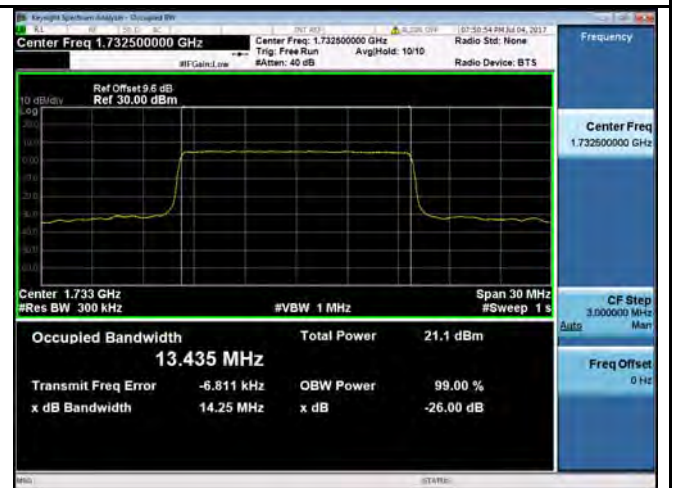
LTE band 4 - Low CH QPSK-15



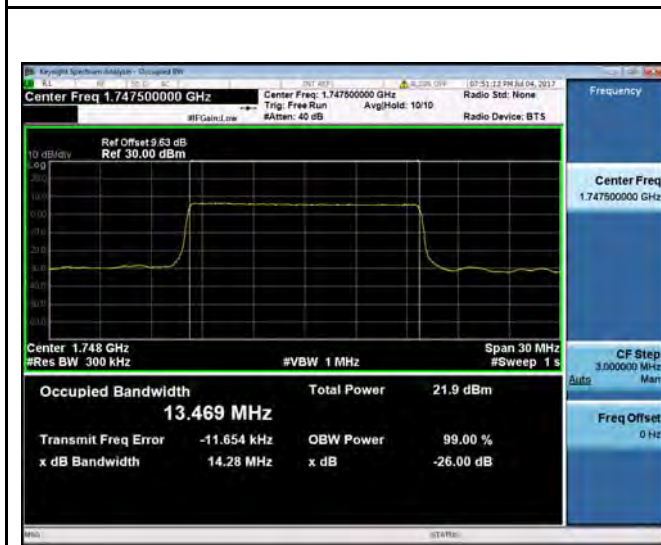
LTE band 4 - Low CH 16QAM-15



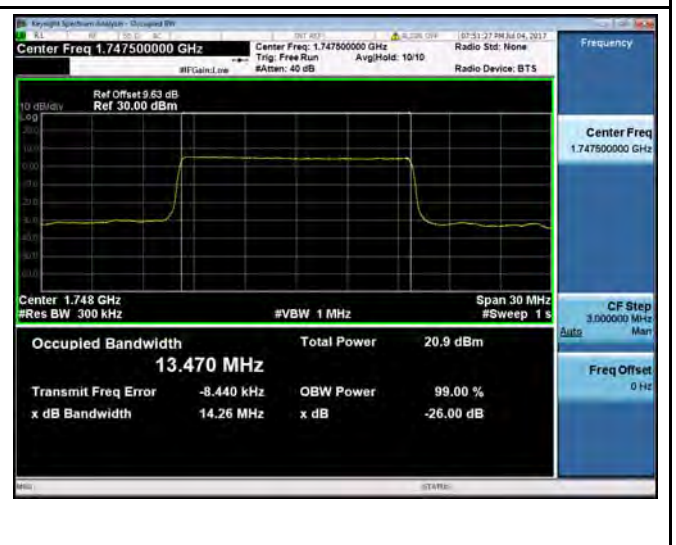
LTE band 4 - Middle CH QPSK-15



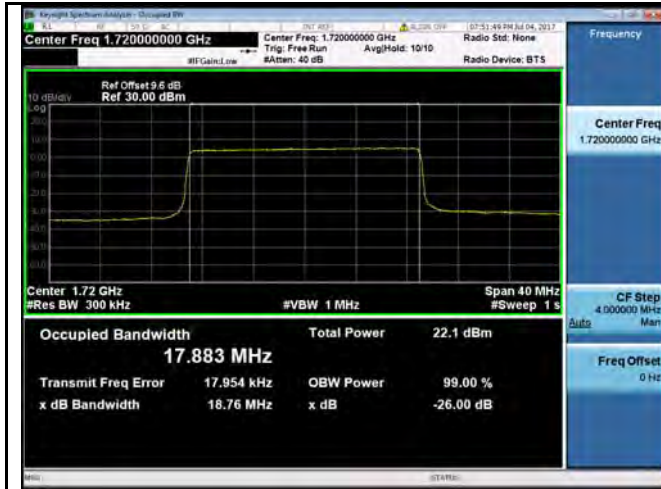
LTE band 4 - Middle CH 16QAM-15



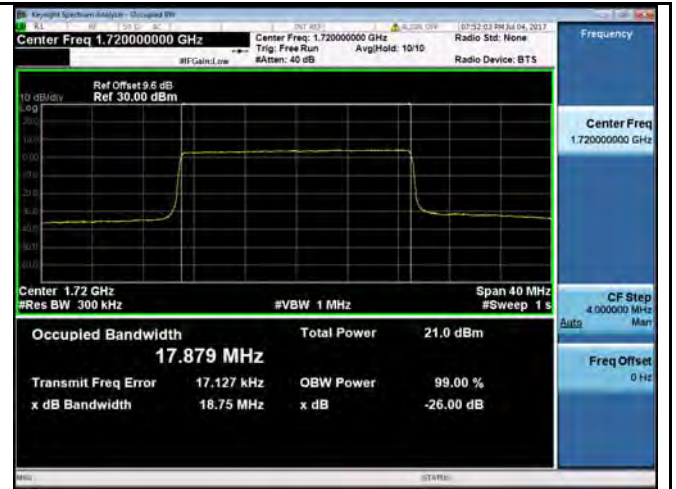
LTE band 4 - High CH QPSK-15



LTE band 4 - High CH 16QAM-15



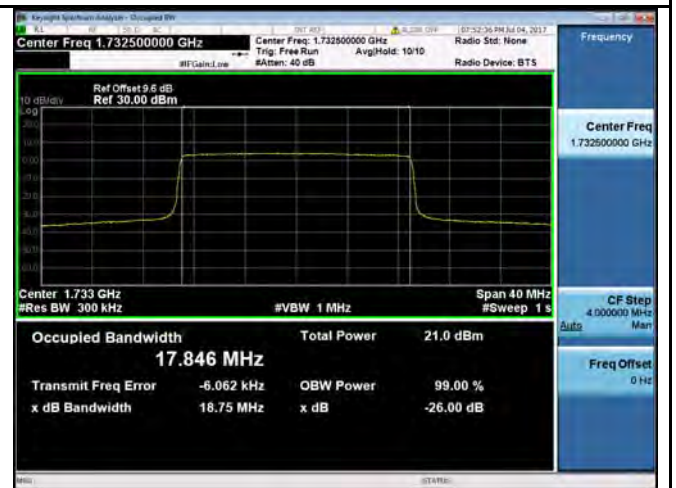
LTE band 4 - Low CH QPSK-20



LTE band 4 - Low CH 16QAM-20



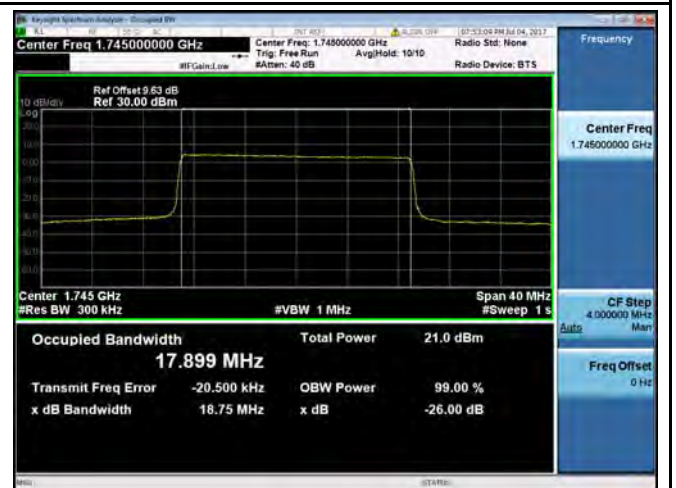
LTE band 4 - Middle CH QPSK-20



LTE band 4 - Middle CH 16QAM-20

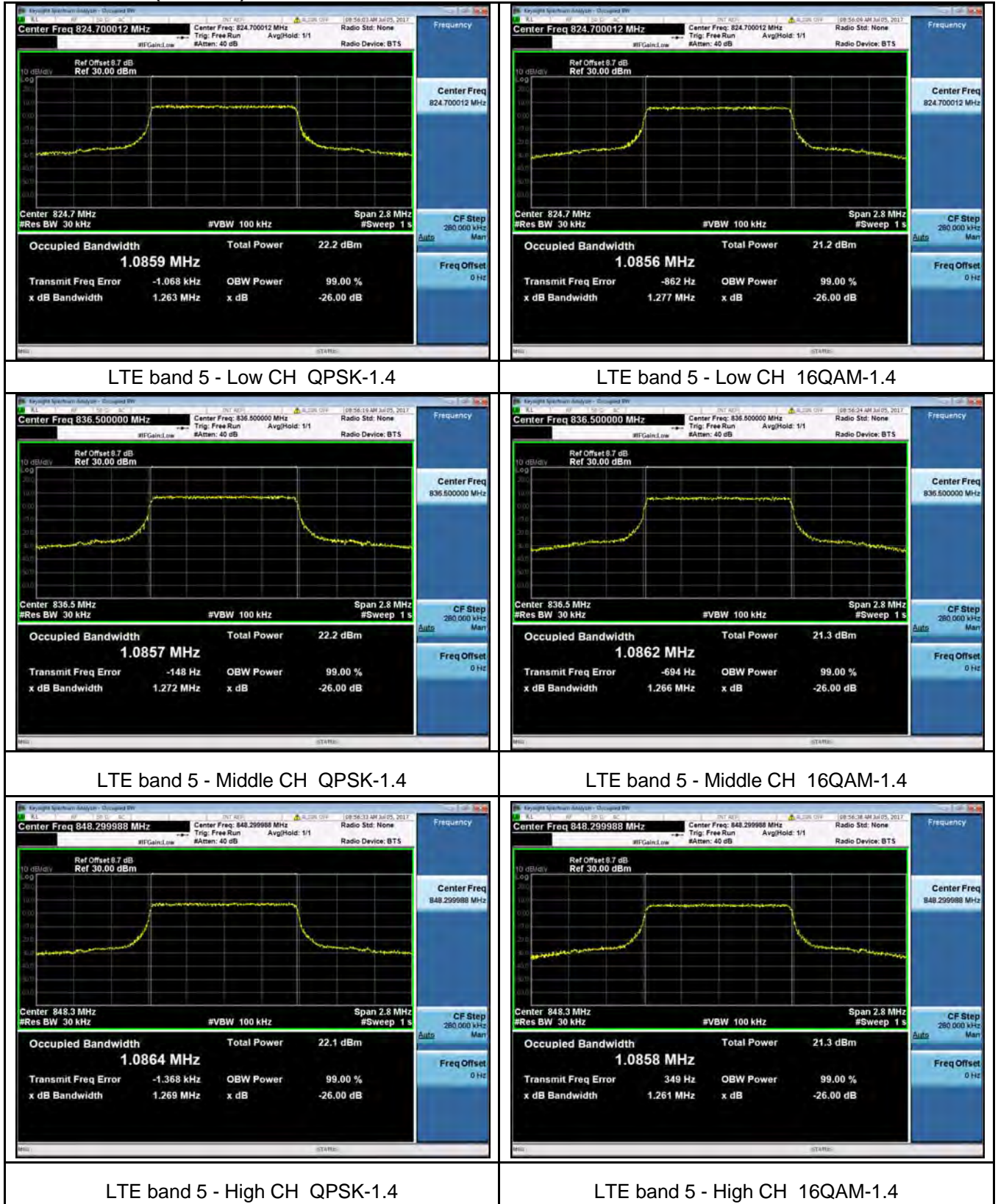


LTE band 4 - High CH QPSK-20



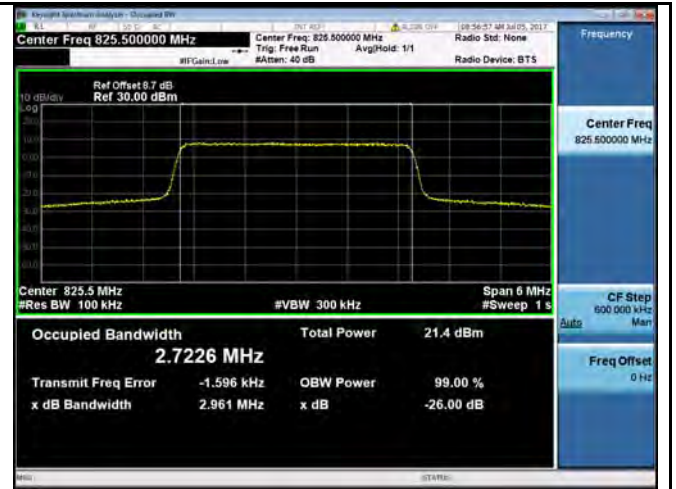
LTE band 4 - High CH 16QAM-20

LTE Band 5 (Part 22H)





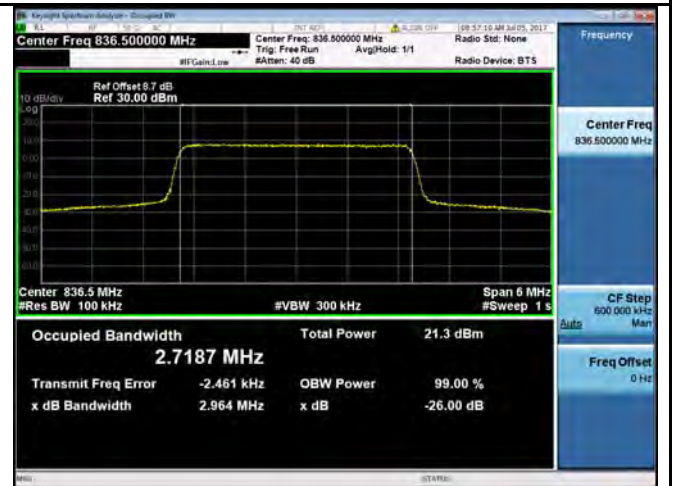
LTE band 5 - Low CH QPSK-3



LTE band 5 - Low CH 16QAM-3



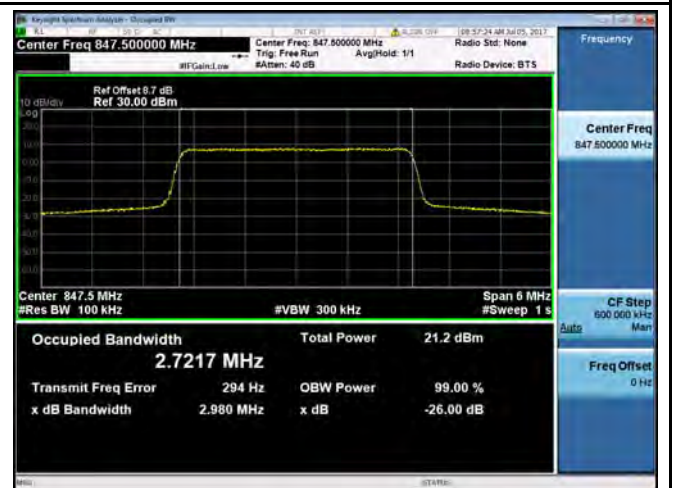
LTE band 5 - Middle CH QPSK-3



LTE band 5 - Middle CH 16QAM-3



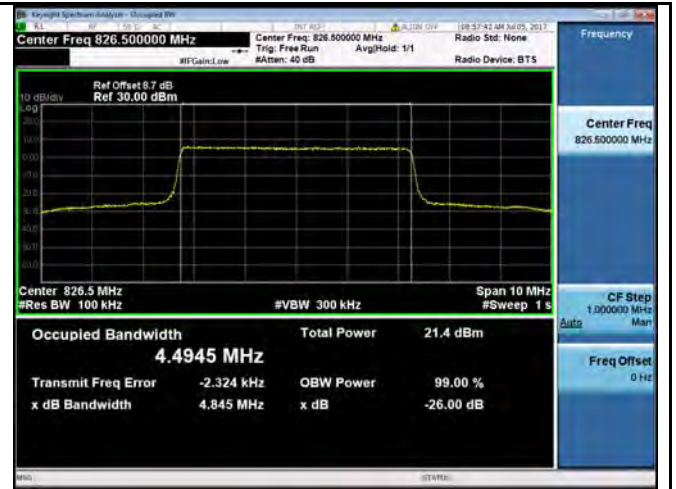
LTE band 5 - High CH QPSK-3



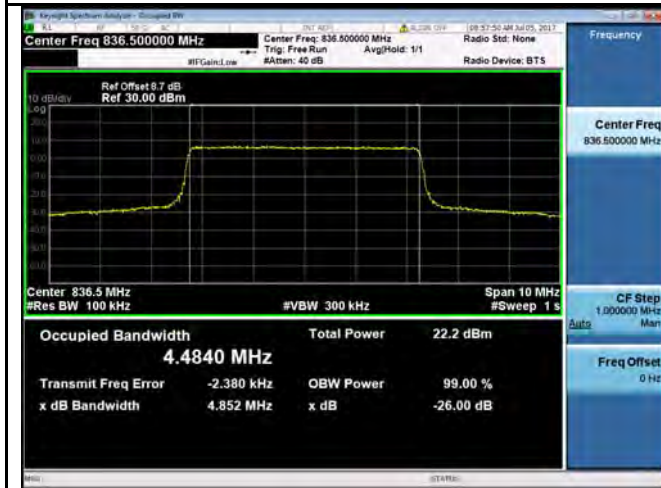
LTE band 5 - High CH 16QAM-3



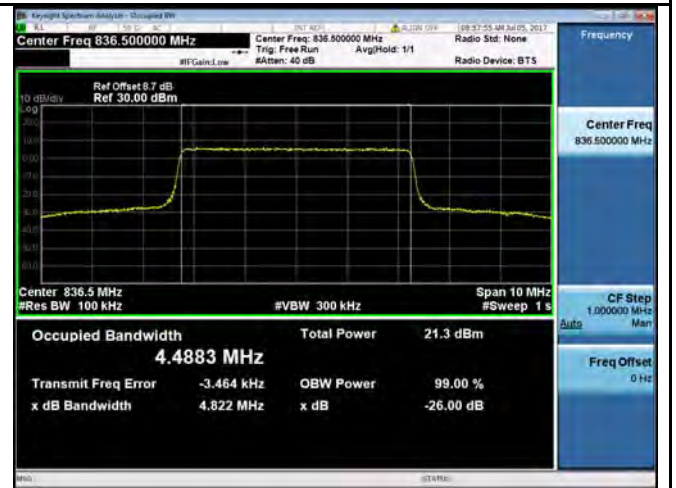
LTE band 5 - Low CH QPSK-5



LTE band 5 - Low CH 16QAM-5



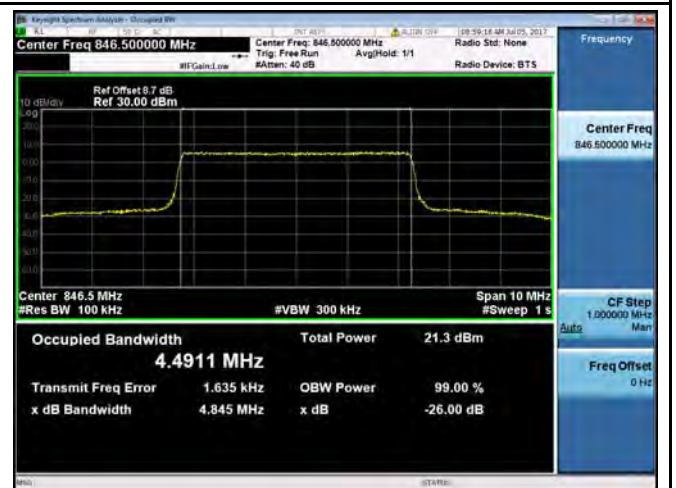
LTE band 5 - Middle CH QPSK-5



LTE band 5 - Middle CH 16QAM-5



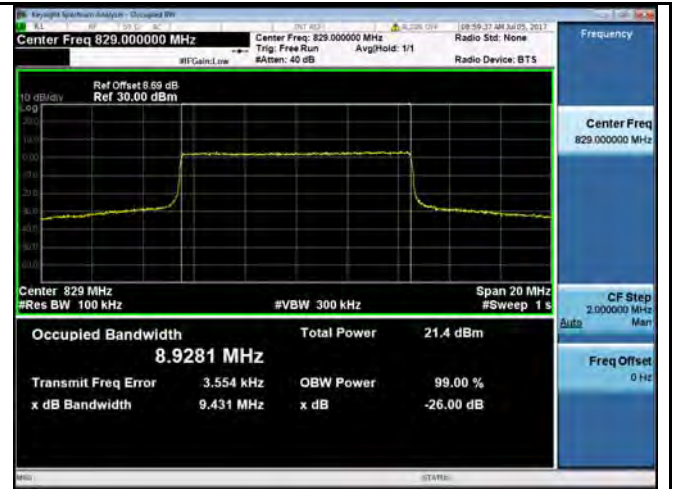
LTE band 5 - High CH QPSK-5



LTE band 5 - High CH 16QAM-5



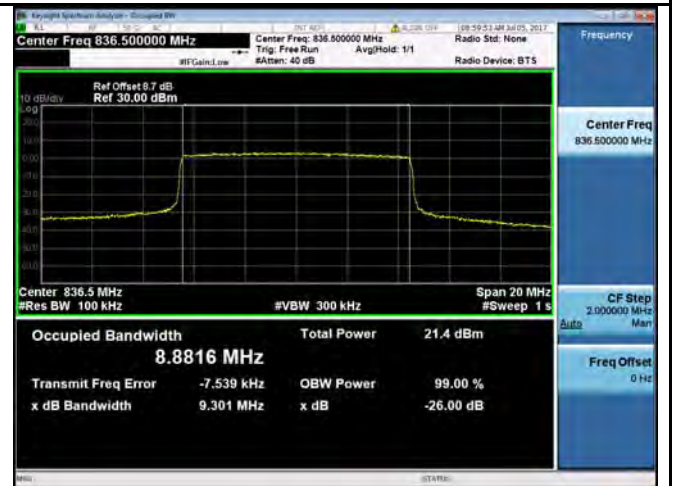
LTE band 5 - Low CH QPSK-10



LTE band 5 - Low CH 16QAM-10



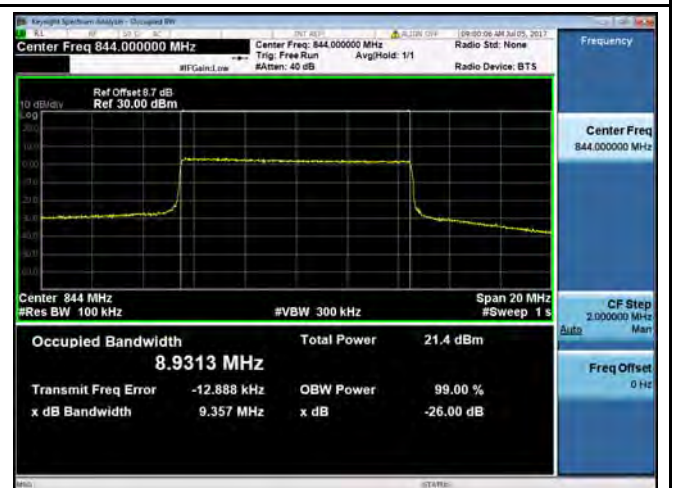
LTE band 5 - Middle CH QPSK-10



LTE band 5 - Middle CH 16QAM-10



LTE band 5 - High CH QPSK-10

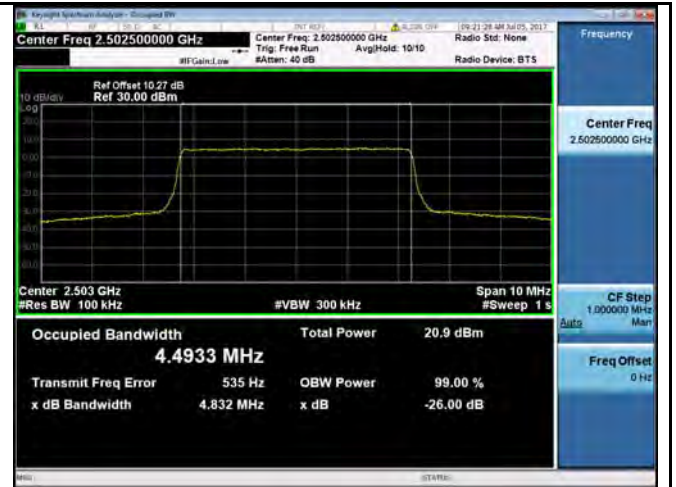


LTE band 5 - High CH 16QAM-10

LTE Band 7 (Part 27)



LTE band 7 - Low CH QPSK-5



LTE band 7 - Low CH 16QAM-5



LTE band 7 - Middle CH QPSK-5



LTE band 7 - Middle CH 16QAM-5



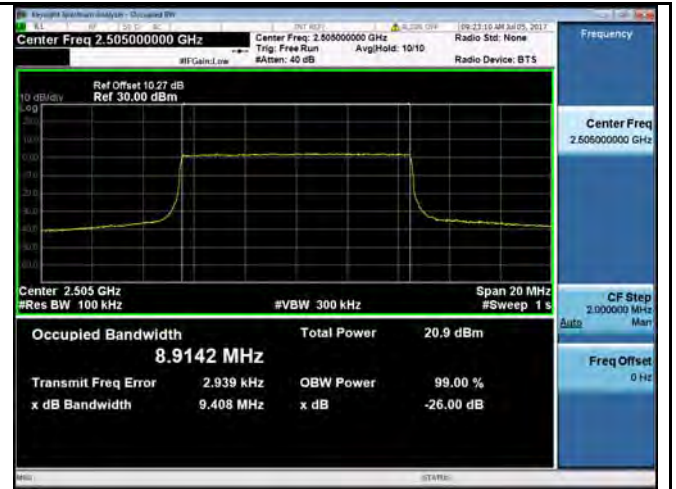
LTE band 7 - High CH QPSK-5



LTE band 7 - High CH 16QAM-5



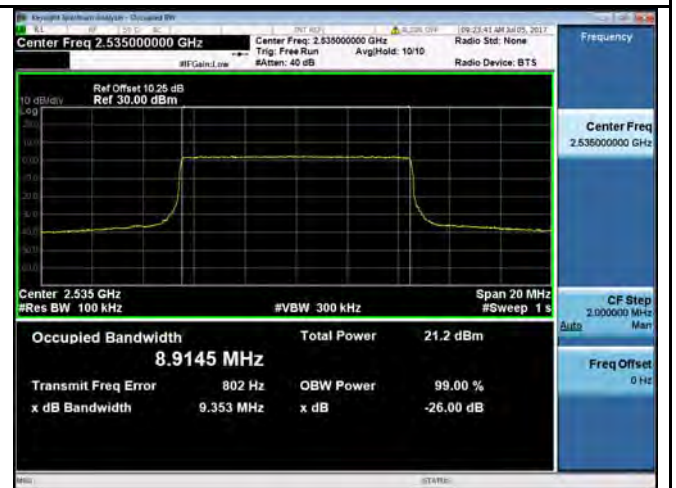
LTE band 7 - Low CH QPSK-10



LTE band 7 - Low CH 16QAM-10



LTE band 7 - Middle CH QPSK-10



LTE band 7 - Middle CH 16QAM-10



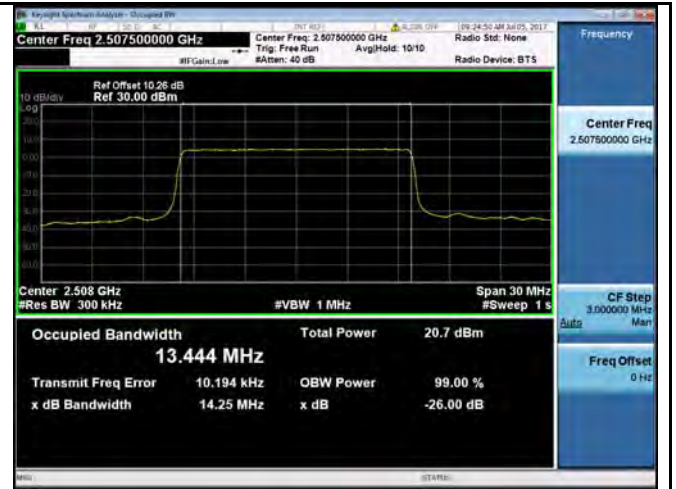
LTE band 7 - High CH QPSK-10



LTE band 7 - High CH 16QAM-10



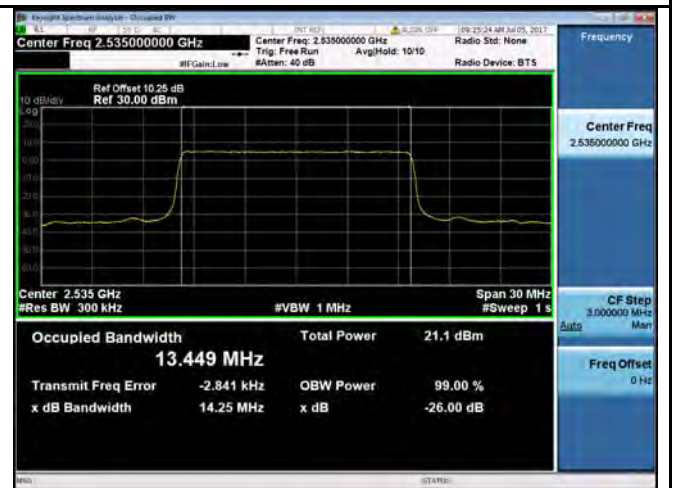
LTE band 7 - Low CH QPSK-15



LTE band 7 - Low CH 16QAM-15



LTE band 7 - Middle CH QPSK-15



LTE band 7 - Middle CH 16QAM-15



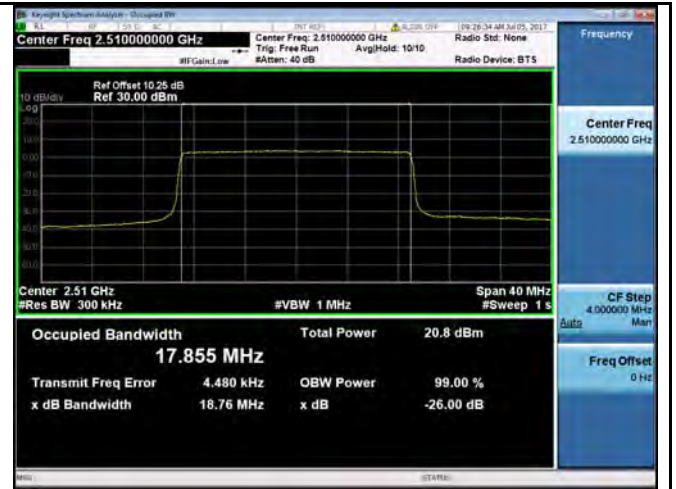
LTE band 7 - High CH QPSK-15



LTE band 7 - High CH 16QAM-15



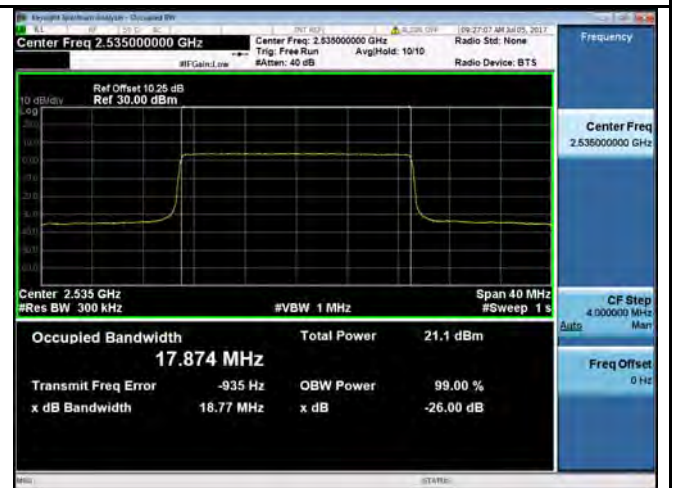
LTE band 7 - Low CH QPSK-20



LTE band 7 - Low CH 16QAM-20



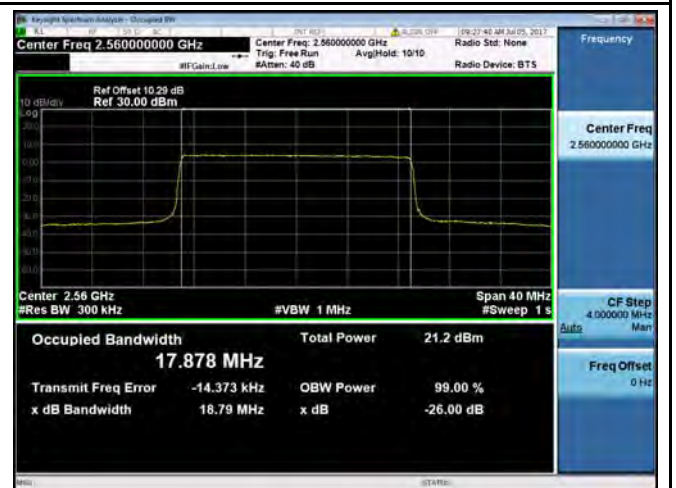
LTE band 7 - Middle CH QPSK-20



LTE band 7 - Middle CH 16QAM-20



LTE band 7 - High CH QPSK-20

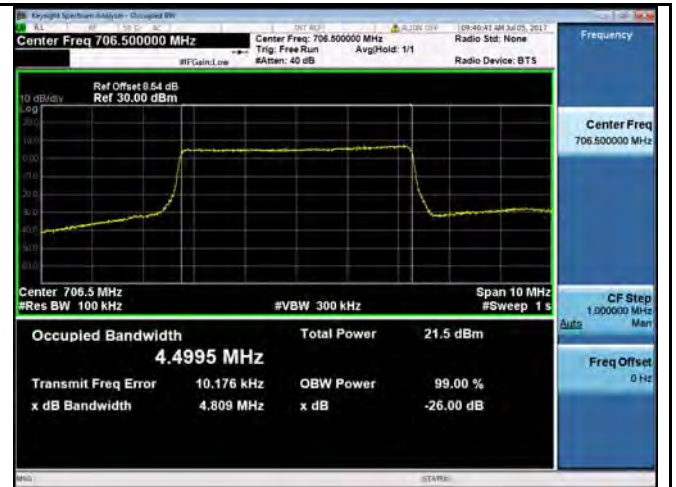


LTE band 7 - High CH 16QAM-20

LTE Band 17 (Part 27)



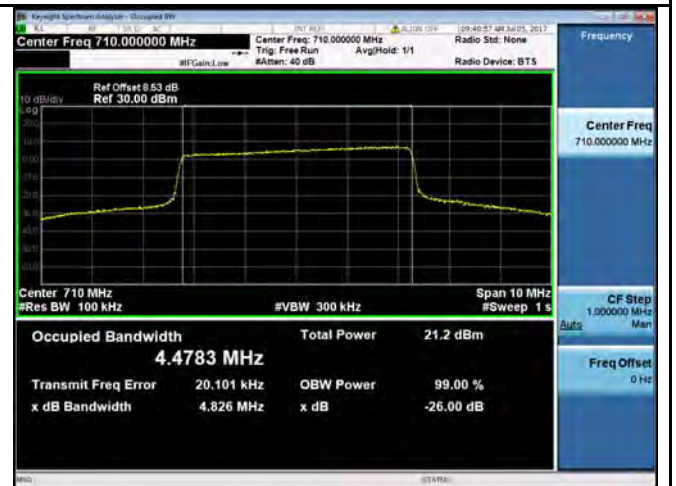
LTE band 17 - Low CH QPSK-5



LTE band 17 - Low CH 16QAM-5



LTE band 17 - Middle CH QPSK-5



LTE band 17 - Middle CH 16QAM-5



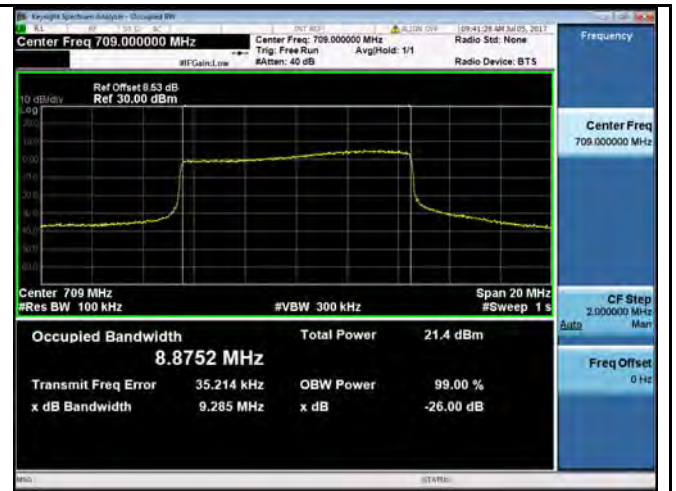
LTE band 17 - High CH QPSK-5



LTE band 17 - High CH 16QAM-5



LTE band 17 - Low CH QPSK-10



LTE band 17 - Low CH 16QAM-10



LTE band 17 - Middle CH QPSK-10



LTE band 17 - Middle CH 16QAM-10



LTE band 17 - High CH QPSK-10

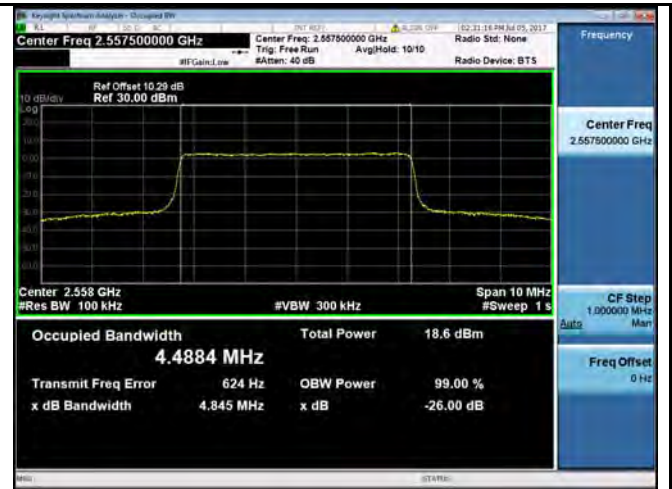


LTE band 17 - High CH 16QAM-10

LTE Band 41(Part 27)



LTE band 41 - Low CH QPSK-5



LTE band 41 - Low CH 16QAM-5



LTE band 41 - Middle CH QPSK-5



LTE band 41 - Middle CH 16QAM-5



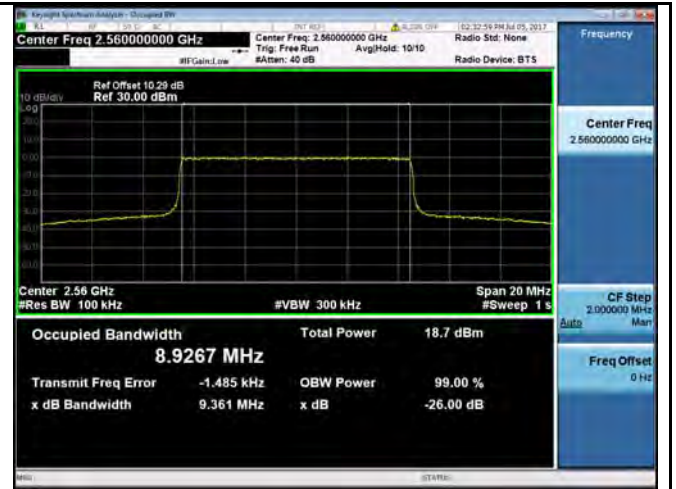
LTE band 41 - High CH QPSK-5



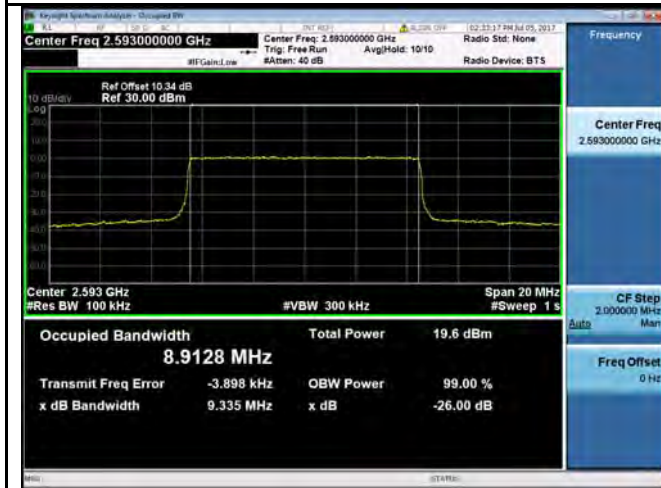
LTE band 41 - High CH 16QAM-5



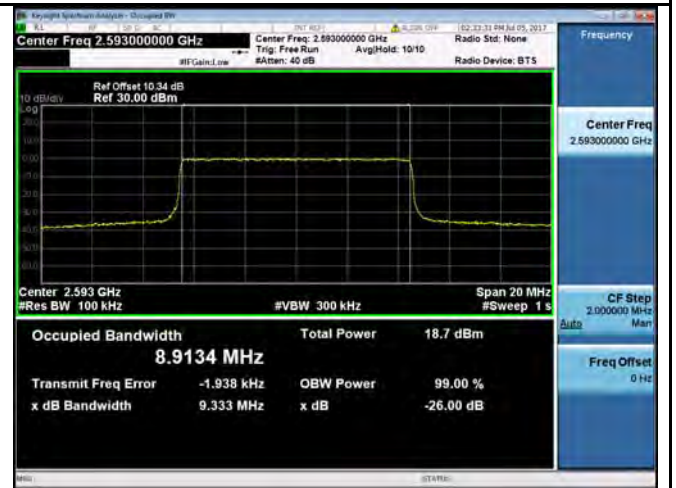
LTE band 41 - Low CH QPSK-10



LTE band 41 - Low CH 16QAM-10



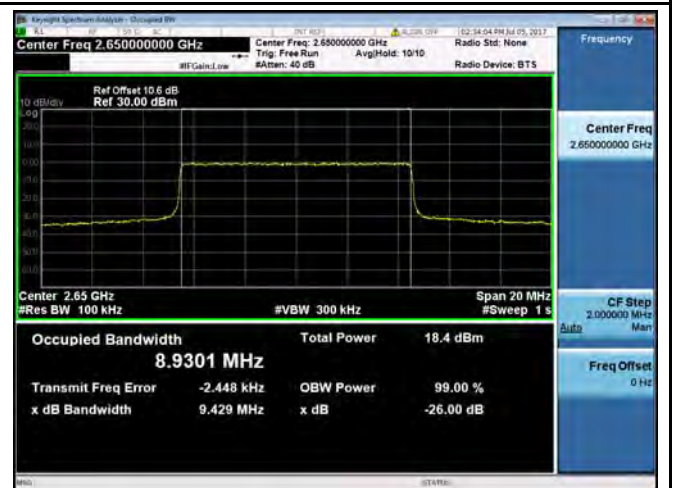
LTE band 41 - Middle CH QPSK-10



LTE band 41 - Middle CH 16QAM-10



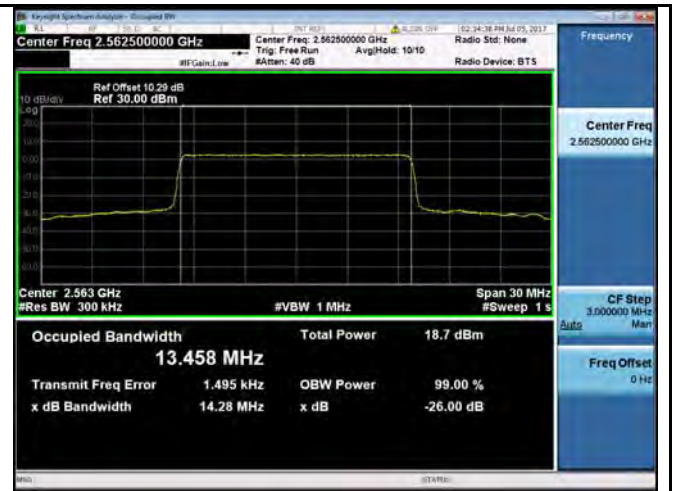
LTE band 41 - High CH QPSK-10



LTE band 41 - High CH 16QAM-10



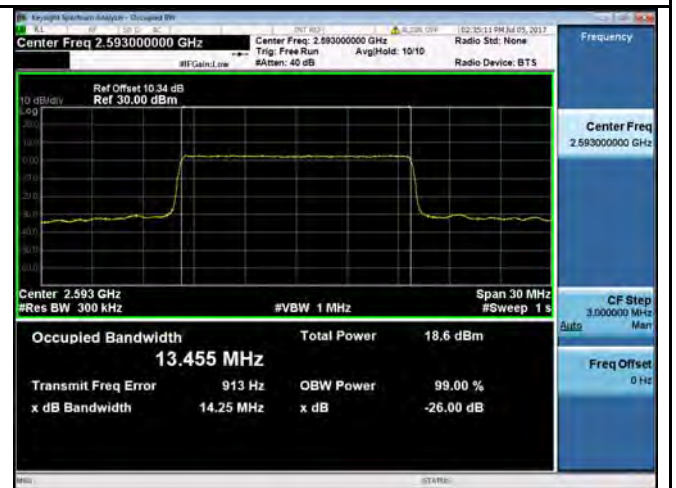
LTE band 41 - Low CH QPSK-15



LTE band 41 - Low CH 16QAM-15



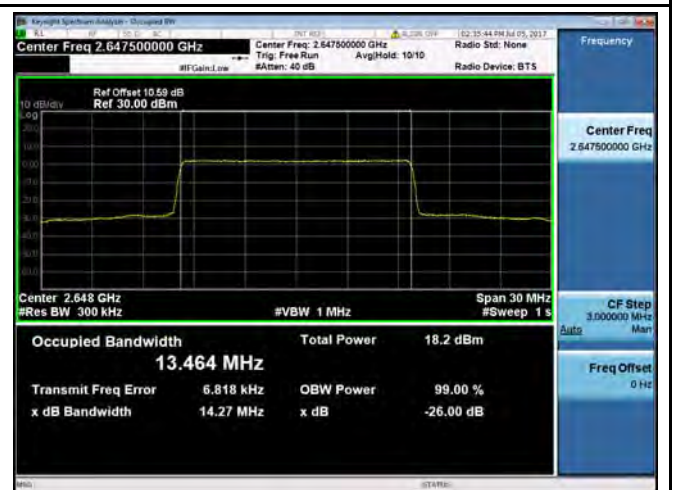
LTE band 41 - Middle CH QPSK-15



LTE band 41 - Middle CH 16QAM-15



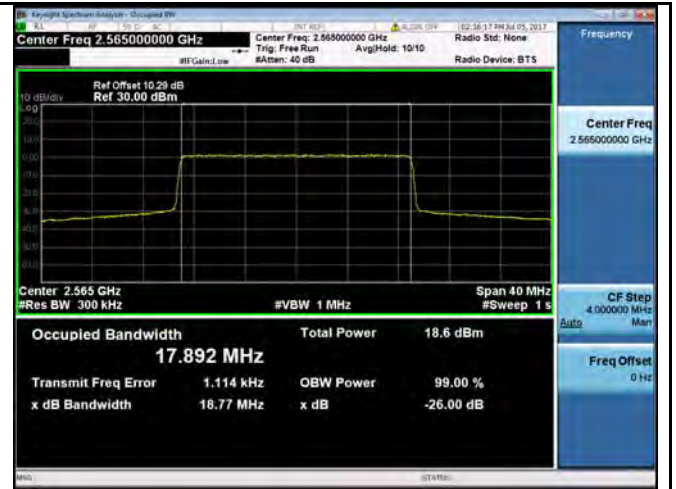
LTE band 41 - High CH QPSK-15



LTE band 41 - High CH 16QAM-15



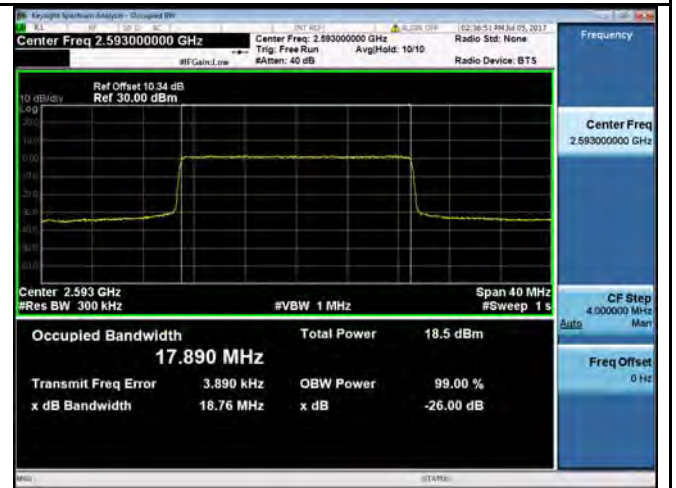
LTE band 41 - Low CH QPSK-20



LTE band 41 - Low CH 16QAM-20



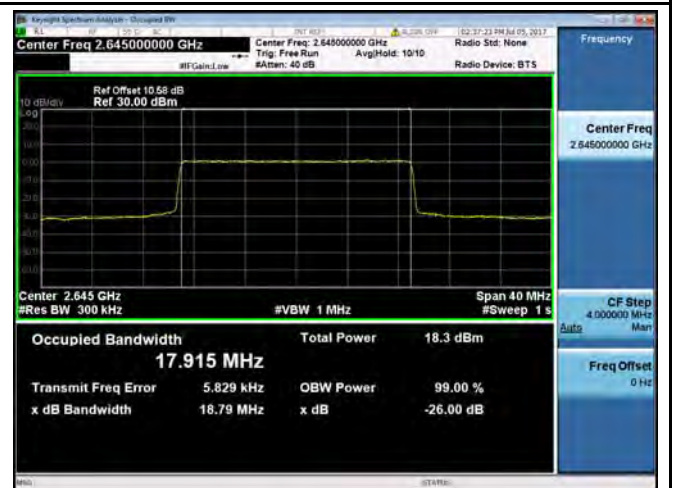
LTE band 41 - Middle CH QPSK-20



LTE band 41 - Middle CH 16QAM-20



LTE band 41 - High CH QPSK-20



LTE band 41 - High CH 16QAM-20

11 SPURIOUS EMISSIONS AT ANTENNA TERMINALS

Test Requirement:	FCC Part 2.1051, 22.917(a), 24.238(a), 27.53(h), 27.53(m)(4)
Test Method:	TIA/EIA-603-D:2010 KDB971168 D01 v02r02
Test Mode:	TX transmitting

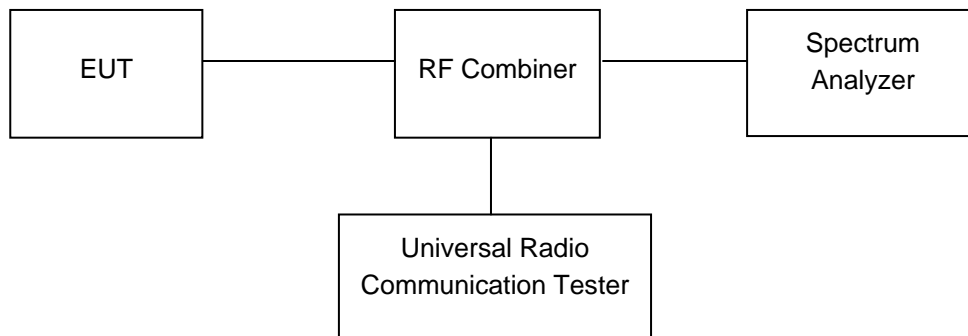
11.1 EUT Operation

Operating Environment :

Temperature:	23.5 °C
Humidity:	52.1 % RH
Atmospheric Pressure:	101.3kPa

11.2 Test Procedure

The RF output of the transceiver was connected to a spectrum analyzer and simulator through appropriate attenuation. The resolution bandwidth of the spectrum analyzer was set at 1MHz. Sufficient scans were taken to show any out of band emissions up to 10th harmonics.



11.3 Test Result

PASS

LTE Band

Please refer to the Appendix Band 2/4/7/17/41 LTE Transmitter Spurious Emissions.

12 SPURIOUS RADIATED EMISSIONS

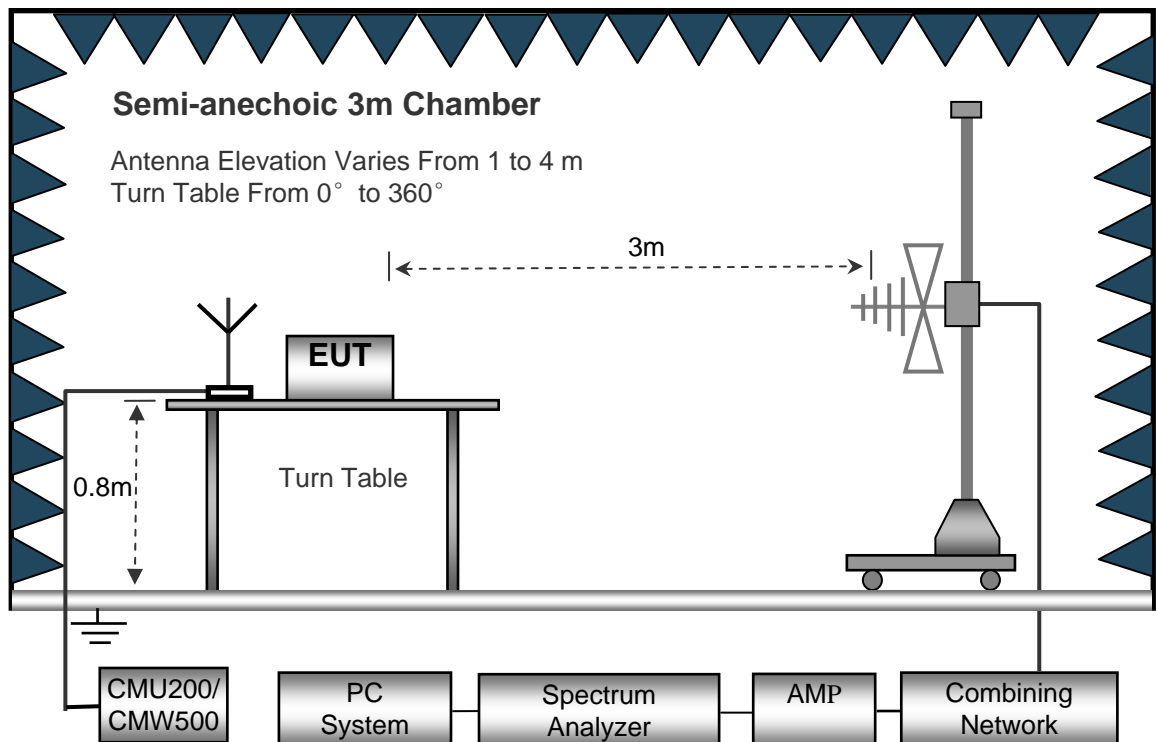
Test Requirement:	FCC Part 2.1053, 22.917, 24.238, 27.53(h), 27.53(m)(4)
Test Method:	TIA/EIA-603-D:2010 KDB971168 D01 v02r02
Test Mode:	TX transmitting

12.1 EUT Operation

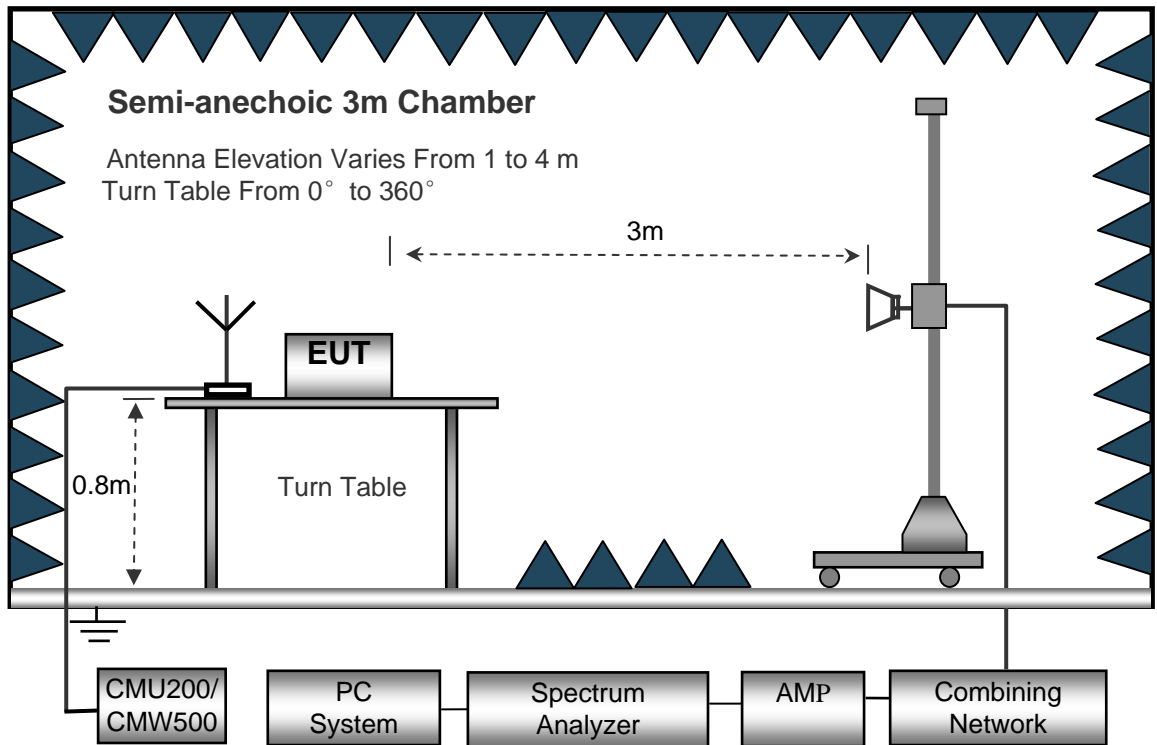
Operating Environment :	
Temperature:	23.5 °C
Humidity:	52.1 % RH
Atmospheric Pressure:	101.2kPa

12.2 Test Setup

The radiated emission tests were performed in the 3m Semi- Anechoic Chamber test site. The test setup for emission measurement from 30 MHz to 1 GHz.



The test setup for emission measurement above 1 GHz.



12.3 Spectrum Analyzer Setup

30MHz ~ 1GHz

- Sweep Speed Auto
- Detector PK
- Resolution Bandwidth..... 100kHz
- Video Bandwidth..... 300kHz

Above 1GHz

- Sweep Speed Auto
- Detector PK
- Resolution Bandwidth..... 1MHz
- Video Bandwidth..... 3MHz
- Detector Ave.
- Resolution Bandwidth..... 1MHz
- Video Bandwidth..... 10Hz

12.4 Test Procedure

1. The EUT is placed on a turntable, which is 0.8m above ground plane.
2. The turntable shall be rotated for 360 degrees to determine the position of maximum emission level.
3. EUT is set 3m away from the receiving antenna, which is moved from 1m to 4m to find out the maximum emissions. The spectrum was investigated from 30MHz up to the tenth harmonic of the highest fundamental frequency.
4. Maximum procedure was performed on the six highest emissions to ensure EUT compliance.
5. And also, each emission was to be maximized by changing the polarization of receiving antenna both horizontal and vertical.
6. The radiation measurements are tested under 3-axes(X,Y,Z) position(X denotes lying on the table, Y denotes side stand and Z denotes vertical stand), After pre-test, It was found that the worse radiation emission was get at the Z position. So the data shown was the Z position only.
7. Remove the EUT and replace it with substitution antenna. A signal generator was connected to the substitution antenna by a non-radiating cable. The absolute levels of the spurious emissions were measured by the substitution.
Spurious emissions in dB = $10 \lg (\text{TXpwr in Watts}/0.001)$ – the absolute level
Spurious attenuation limit in dB = $43 + 10 \text{Log}_{10} (\text{power out in Watts})$
8. Repeat above procedures until the measurements for all frequencies are completed.

12.5 Summary of Test Results

Remark: Test performed from 30MHz to 10th harmonics with low/middle/high channels, only the worst data were recorded.

LTE Band 2

Frequency	Receiver Reading	Turn table Angle	RX Antenna		Substituted			Absolute Level	Result	
			Height	Polar	SG Level	Cable	Antenna Gain		Limit	Margin
(MHz)	(dBμV)	Degree	(m)	(H/V)	(dBm)	(dB)	(dB)	(dBm)	(dBm)	(dB)
LTE BAND 2 Channel 18607										
199.38	46.93	105	2.1	H	-63.58	0.15	0.00	-63.73	-13.00	-50.73
199.38	36.49	143	2.0	V	-71.10	0.15	0.00	-71.25	-13.00	-58.25
3701.40	65.95	42	1.3	H	-45.59	2.37	12.50	-35.46	-13.00	-22.46
3701.40	59.98	213	1.1	V	-49.83	2.37	12.50	-39.70	-13.00	-26.70
5552.10	53.58	48	1.4	H	-56.03	2.86	12.90	-45.99	-13.00	-32.99
5552.10	44.73	215	1.1	V	-64.15	2.86	12.90	-54.11	-13.00	-41.11
LTE BAND 2 Channel 18900										
199.38	47.62	210	1.6	H	-62.89	0.15	0.00	-63.04	-13.00	-50.04
199.38	36.61	73	1.3	V	-70.98	0.15	0.00	-71.13	-13.00	-58.13
3760.00	58.35	25	1.7	H	-53.19	2.37	12.50	-43.06	-13.00	-30.06
3760.00	51.99	322	1.2	V	-57.82	2.37	12.50	-47.69	-13.00	-34.69
5640.00	47.58	309	2.1	H	-62.03	2.86	12.90	-51.99	-13.00	-38.99
5640.00	37.54	278	1.2	V	-71.34	2.86	12.90	-61.30	-13.00	-48.30
LTE BAND 2 Channel 19193										
199.38	48.51	26	2.0	H	-62.00	0.15	0.00	-62.15	-13.00	-49.15
199.38	35.69	298	1.5	V	-71.90	0.15	0.00	-72.05	-13.00	-59.05
3818.60	50.39	288	1.7	H	-60.46	2.37	12.60	-50.23	-13.00	-37.23
3818.60	45.46	289	2.0	V	-63.85	2.37	12.60	-53.62	-13.00	-40.62
5727.90	40.79	201	1.5	H	-68.56	2.86	12.90	-58.52	-13.00	-45.52
5727.90	30.00	297	2.0	V	-78.50	2.86	12.90	-68.46	-13.00	-55.46

LTE Band 4

Frequency	Receiver Reading	Turn table Angle	RX Antenna		Substituted			Absolute Level	Result	
			Height	Polar	SG Level	Cable	Antenna Gain		Limit	Margin
(MHz)	(dBμV)	Degree	(m)	(H/V)	(dBm)	(dB)	(dB)	(dBm)	(dBm)	(dB)
LTE BAND 4 Channel 19957										
199.38	41.01	280	1.6	H	-69.50	0.15	0.00	-69.65	-13.00	-56.65
199.38	30.95	162	2.1	V	-76.64	0.15	0.00	-76.79	-13.00	-63.79
3421.40	65.95	119	1.5	H	-47.10	2.34	12.40	-37.04	-13.00	-24.04
3421.40	59.98	23	1.4	V	-51.17	2.34	12.40	-41.11	-13.00	-28.11
5132.10	53.58	238	1.9	H	-55.83	2.79	12.70	-45.92	-13.00	-32.92
5132.10	44.73	153	1.7	V	-64.04	2.79	12.70	-54.13	-13.00	-41.13
LTE BAND 4 Channel 20175										
199.38	41.57	32	2.0	H	-68.94	0.15	0.00	-69.09	-13.00	-56.09
199.38	31.44	156	1.3	V	-76.15	0.15	0.00	-76.30	-13.00	-63.30
3465.00	59.50	18	2.2	H	-53.55	2.37	12.50	-43.42	-13.00	-30.42
3465.00	53.77	55	2.1	V	-57.38	2.37	12.50	-47.25	-13.00	-34.25
5197.50	46.96	161	1.9	H	-62.45	2.79	12.70	-52.54	-13.00	-39.54
5197.50	37.80	105	1.5	V	-70.97	2.79	12.70	-61.06	-13.00	-48.06
LTE BAND 4 Channel 20393										
199.38	41.87	249	1.5	H	-68.64	0.15	0.00	-68.79	-13.00	-55.79
199.38	32.13	26	1.6	V	-75.46	0.15	0.00	-75.61	-13.00	-62.61
3508.60	53.45	56	2.2	H	-59.19	2.37	12.50	-49.06	-13.00	-36.06
3508.60	47.50	283	1.2	V	-63.23	2.37	12.50	-53.10	-13.00	-40.10
5262.90	39.96	225	1.2	H	-69.62	2.81	12.80	-59.63	-13.00	-46.63
5262.90	30.45	338	1.9	V	-78.35	2.81	12.80	-68.36	-13.00	-55.36

LTE Band 5

Frequency	Receiver Reading	Turn table Angle	RX Antenna		Substituted			Absolute Level	Result	
			Height	Polar	SG Level	Cable	Antenna Gain		Limit	Margin
(MHz)	(dBμV)	Degree	(m)	(H/V)	(dBm)	(dB)	(dB)	(dBm)	(dBm)	(dB)
LTE BAND 5 Channel 20407										
199.38	39.52	106	2.1	H	-70.99	0.15	0.00	-71.14	-13.00	-58.14
199.38	29.91	190	1.5	V	-77.68	0.15	0.00	-77.83	-13.00	-64.83
1649.40	65.95	30	1.9	H	-47.10	2.34	12.40	-37.04	-13.00	-24.04
1649.40	59.98	192	2.0	V	-51.17	2.34	12.40	-41.11	-13.00	-28.11
2474.10	53.58	181	2.2	H	-55.83	2.79	12.70	-45.92	-13.00	-32.92
2474.10	44.73	230	1.5	V	-64.04	2.79	12.70	-54.13	-13.00	-41.13
LTE BAND 5 Channel 20525										
199.38	39.41	23	1.7	H	-71.10	0.15	0.00	-71.25	-13.00	-58.25
199.38	29.16	243	1.2	V	-78.43	0.15	0.00	-78.58	-13.00	-65.58
1673.00	59.07	189	1.4	H	-53.98	2.37	12.50	-43.85	-13.00	-30.85
1673.00	53.51	343	1.3	V	-57.64	2.37	12.50	-47.51	-13.00	-34.51
2509.50	45.83	215	1.0	H	-63.58	2.79	12.70	-53.67	-13.00	-40.67
2509.50	38.43	209	2.2	V	-70.34	2.79	12.70	-60.43	-13.00	-47.43
LTE BAND 5 Channel 20643										
199.38	39.20	283	1.9	H	-71.31	0.15	0.00	-71.46	-13.00	-58.46
199.38	28.41	33	1.9	V	-79.18	0.15	0.00	-79.33	-13.00	-66.33
1696.60	51.71	349	1.1	H	-60.93	2.37	12.50	-50.80	-13.00	-37.80
1696.60	46.06	279	1.9	V	-64.67	2.37	12.50	-54.54	-13.00	-41.54
2544.90	38.35	222	1.4	H	-71.23	2.81	12.80	-61.24	-13.00	-48.24
2544.90	31.64	108	1.2	V	-77.16	2.81	12.80	-67.17	-13.00	-54.17

LTE Band 7

Frequency	Receiver Reading	Turn table Angle	RX Antenna		Substituted			Absolute Level	Result	
			Height	Polar	SG Level	Cable	Antenna Gain		Limit	Margin
(MHz)	(dBμV)	Degree	(m)	(H/V)	(dBm)	(dB)	(dB)	(dBm)	(dBm)	(dB)
LTE BAND 7 Channel 20775										
199.38	39.16	51	1.9	H	-71.35	0.15	0.00	-71.50	-25.00	-46.50
199.38	29.65	29	2.1	V	-77.94	0.15	0.00	-78.09	-25.00	-53.09
5005.00	65.95	2	2.2	H	-43.29	2.79	12.70	-33.38	-25.00	-8.38
5005.00	59.98	258	1.3	V	-48.79	2.79	12.70	-38.88	-25.00	-13.88
7507.50	53.58	66	2.0	H	-52.96	3.12	11.50	-44.58	-25.00	-19.58
7507.50	44.73	9	1.2	V	-60.70	3.12	11.50	-52.32	-25.00	-27.32
LTE BAND 7 Channel 21100										
199.38	39.52	200	2.1	H	-70.99	0.15	0.00	-71.14	-25.00	-46.14
199.38	28.85	122	1.0	V	-78.74	0.15	0.00	-78.89	-25.00	-53.89
5070.00	59.05	56	2.0	H	-50.19	2.37	12.50	-40.06	-25.00	-15.06
5070.00	53.30	204	1.4	V	-55.47	2.37	12.50	-45.34	-25.00	-20.34
7605.00	46.82	234	1.4	H	-59.72	3.12	11.50	-51.34	-25.00	-26.34
7605.00	37.94	192	1.7	V	-67.49	3.12	11.50	-59.11	-25.00	-34.11
LTE BAND 7 Channel 21425										
199.38	40.09	107	1.7	H	-70.42	0.15	0.00	-70.57	-25.00	-45.57
199.38	29.39	220	2.0	V	-78.20	0.15	0.00	-78.35	-25.00	-53.35
5135.00	51.86	350	2.0	H	-57.55	2.37	12.50	-47.42	-25.00	-22.42
5135.00	45.89	52	2.2	V	-62.88	2.37	12.50	-52.75	-25.00	-27.75
7702.50	39.04	314	1.3	H	-66.19	3.12	11.50	-57.81	-25.00	-32.81
7702.50	30.55	283	2.1	V	-74.34	3.12	11.50	-65.96	-25.00	-40.96

LTE Band 17

Frequency	Receiver Reading	Turn table Angle	RX Antenna		Substituted			Absolute Level	Result	
			Height	Polar	SG Level	Cable	Antenna Gain		Limit	Margin
(MHz)	(dBμV)	Degree	(m)	(H/V)	(dBm)	(dB)	(dB)	(dBm)	(dBm)	(dB)
LTE BAND 17 Channel 23755										
199.38	38.13	184	1.6	H	-72.38	0.15	0.00	-72.53	-13.00	-59.53
199.38	31.52	238	1.3	V	-76.07	0.15	0.00	-76.22	-13.00	-63.22
1413.00	65.95	51	2.1	H	-44.29	2.79	12.70	-34.38	-13.00	-21.38
1413.00	59.98	267	1.4	V	-51.79	2.79	12.70	-41.88	-13.00	-28.88
2119.50	53.58	92	2.1	H	-58.96	3.12	11.50	-50.58	-13.00	-37.58
2119.50	44.73	217	1.6	V	-68.70	3.12	11.50	-60.32	-13.00	-47.32
LTE BAND 17 Channel 23790										
199.38	38.59	273	1.7	H	-71.92	0.15	0.00	-72.07	-13.00	-59.07
199.38	31.86	216	1.6	V	-75.73	0.15	0.00	-75.88	-13.00	-62.88
1420.00	58.54	145	1.4	H	-51.70	2.37	12.50	-41.57	-13.00	-28.57
1420.00	52.95	16	2.2	V	-58.82	2.37	12.50	-48.69	-13.00	-35.69
2130.00	47.05	152	1.3	H	-65.49	3.12	11.50	-57.11	-13.00	-44.11
2130.00	37.47	253	2.0	V	-75.96	3.12	11.50	-67.58	-13.00	-54.58
LTE BAND 17 Channel 23825										
199.38	38.11	121	1.3	H	-72.40	0.15	0.00	-72.55	-13.00	-59.55
199.38	31.36	333	1.3	V	-76.23	0.15	0.00	-76.38	-13.00	-63.38
1427.00	51.00	338	1.8	H	-59.24	2.37	12.50	-49.11	-13.00	-36.11
1427.00	46.67	347	1.9	V	-65.10	2.37	12.50	-54.97	-13.00	-41.97
2140.50	40.47	315	1.5	H	-72.07	3.12	11.50	-63.69	-13.00	-50.69
2140.50	29.60	239	2.0	V	-83.83	3.12	11.50	-75.45	-13.00	-62.45

LTE Band 41

Frequency	Receiver Reading	Turn table Angle	RX Antenna		Substituted			Absolute Level	Result	
			Height	Polar	SG Level	Cable	Antenna Gain		Limit	Margin
(MHz)	(dBμV)	Degree	(m)	(H/V)	(dBm)	(dB)	(dB)	(dBm)	(dBm)	(dB)
LTE BAND 41 Channel 39675										
199.38	38.76	278	1.6	H	-71.75	0.15	0.00	-71.90	-13.00	-58.90
199.38	29.75	283	1.2	V	-77.84	0.15	0.00	-77.99	-13.00	-64.99
5010.00	65.95	50	1.7	H	-43.29	2.79	12.70	-33.38	-13.00	-20.38
5010.00	59.98	118	2.0	V	-48.79	2.79	12.70	-38.88	-13.00	-25.88
7515.00	53.58	217	1.9	H	-52.96	3.12	11.50	-44.58	-13.00	-31.58
7515.00	44.73	2	1.2	V	-60.70	3.12	11.50	-52.32	-13.00	-39.32
LTE BAND 41 Channel 40620										
199.38	39.42	270	2.1	H	-71.09	0.15	0.00	-71.24	-13.00	-58.24
199.38	30.68	51	1.4	V	-76.91	0.15	0.00	-77.06	-13.00	-64.06
5070.00	59.94	131	1.2	H	-49.30	2.37	12.50	-39.17	-13.00	-26.17
5070.00	52.15	85	1.2	V	-56.62	2.37	12.50	-46.49	-13.00	-33.49
7605.00	46.15	256	1.3	H	-60.39	3.12	11.50	-52.01	-13.00	-39.01
7605.00	37.03	27	1.9	V	-68.40	3.12	11.50	-60.02	-13.00	-47.02
LTE BAND 41 Channel 41565										
199.38	39.19	240	1.1	H	-71.32	0.15	0.00	-71.47	-13.00	-58.47
199.38	30.16	242	1.0	V	-77.43	0.15	0.00	-77.58	-13.00	-64.58
5135.00	52.82	209	1.1	H	-56.59	2.37	12.50	-46.46	-13.00	-33.46
5135.00	44.71	307	2.0	V	-64.06	2.37	12.50	-53.93	-13.00	-40.93
7702.50	39.46	307	1.5	H	-65.77	3.12	11.50	-57.39	-13.00	-44.39
7702.50	29.78	270	1.7	V	-75.11	3.12	11.50	-66.73	-13.00	-53.73

Note: 1) Absolute Level = SG Level - Cable loss + Antenna Gain

2) Margin = Absolute Level - Limit

13 Band Edge Measurement

Test Requirement:	FCC Part 2.1051, 22.917(a), 24.238(a), 27.53(h), 27.53(m)(4)
Test Method:	TIA/EIA-603-D:2010 KDB971168 D01 v02r02
Test Mode:	TX transmitting

13.1 EUT Operation

Operating Environment :

Temperature:	23.5 °C
Humidity:	52.3 % RH
Atmospheric Pressure:	101.3kPa

13.2 Test Procedure

The RF output of the transmitter was connected to the input of the spectrum analyzer through sufficient attenuation.

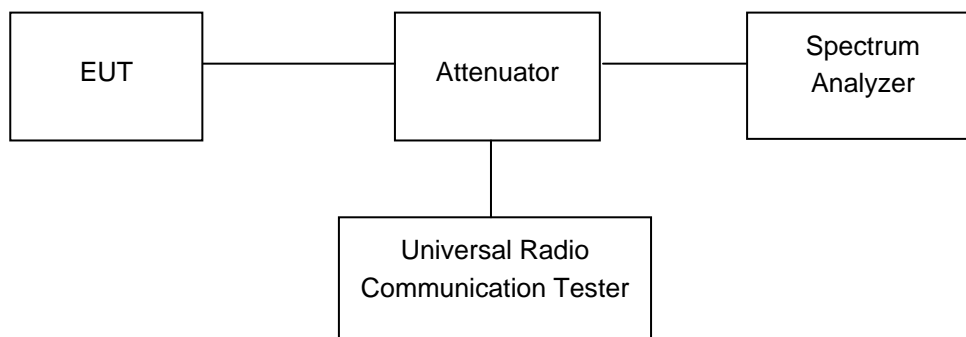
According to FCC Part 22.917(a), the power of any emissions outside of the authorized operating frequency ranges must be attenuated below the TX transmitting power (P) by a factor of at least $43 + 10 \log(P)$ dB.

According to FCC Part 24.238(a), the power of any emissions outside of the authorized operating frequency ranges must be attenuated below the TX transmitting power (P) by a factor of at least $43 + 10 \log(P)$ dB.

According to FCC Part 27.53(h), Except as otherwise specified below, for operations in the 1695-1710 MHz, 1710-1755 MHz, 1755-1780 MHz, 1915-1920 MHz, 1995-2000 MHz, 2000-2020 MHz, 2110-2155 MHz, 2155-2180 MHz, and 2180-2200 bands, the power of any emission outside a licensee's frequency block shall be attenuated below the transmitter power (P) in watts by at least $43 + 10 \log_{10}(P)$ dB.

According to FCC Part 27.53(m)(4), For mobile digital stations, the attenuation factor shall be not less than $40 + 10 \log(P)$ dB on all frequencies between the channel edge and 5 megahertz from the channel edge, $43 + 10 \log(P)$ dB on all frequencies between 5 megahertz and X megahertz from the channel edge, and $55 + 10 \log(P)$ dB on all frequencies more than X megahertz from the channel edge, where X is the greater of 6 megahertz or the actual emission bandwidth as defined in paragraph (m)(6) of this section. In addition, the attenuation factor shall not be less than $43 + 10 \log(P)$ dB on all frequencies between 2490.5 MHz and 2496 MHz and $55 + 10 \log(P)$ dB at or below 2490.5 MHz. Mobile Satellite Service licensees operating on frequencies below 2495 MHz may also submit a documented interference complaint against BRS licensees operating on channel BRS Channel 1 on the same terms and conditions as adjacent channel BRS or EBS licensees.

The center of the spectrum analyzer was set to block edge frequency



13.3 Test Result

PASS

LTE Band

Please refer to the Appendix Band 2/4/7/17/41 LTE Band Edge.

14 FREQUENCY STABILITY

Test Requirement:	FCC Part 2.1055, 22.355, 24.235, 27.5(h),27.54
Test Method:	TIA/EIA-603-D:2010 KDB971168 D01 v02r02
Test Mode:	TX transmitting

14.1 EUT Operation

Operating Environment :

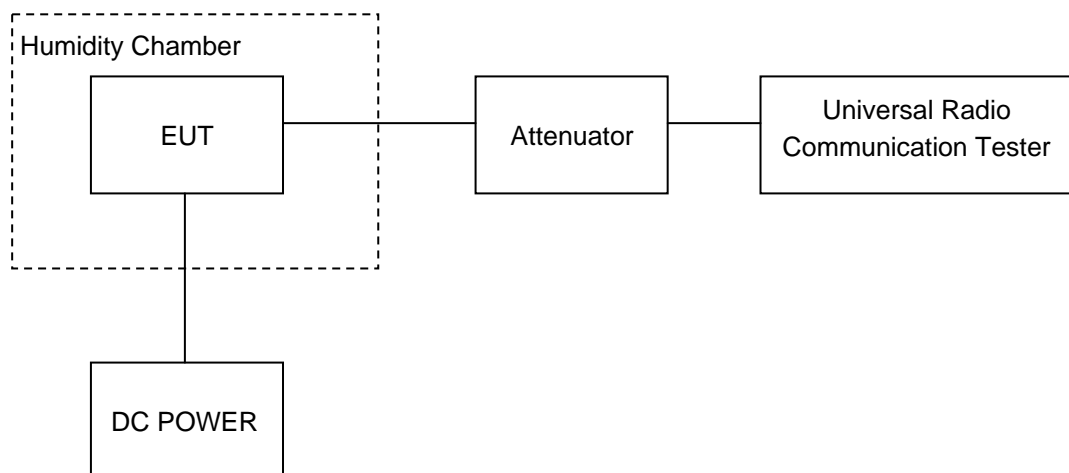
Temperature:	22.9 °C
Humidity:	52.0 % RH
Atmospheric Pressure:	101.3kPa

14.2 Test Procedure

Frequency Stability vs. Temperature: The equipment under test was connected to an external DC power supply and the RF output was connected to communication test set via feed-through attenuators. The EUT was placed inside the temperature chamber. The DC leads and RF output cable exited the chamber through an opening made for the purpose.

After the temperature stabilized for approximately 20 minutes, the frequency output was recorded from the communication test set.

Frequency Stability vs. Voltage: For hand carried, battery powered equipment; reduce primary supply voltage to the battery operating end point which shall be specified by the manufacturer.



14.3 Test Result

LTE Band 2

Test Frequency:1880.0MHz QPSK 1.4MHz				
Temperature (°C)	Power Supply (VDC)	Frequency Error (Hz)	Frequency Error (ppm)	Limit (ppm)
50	3.7	5	0.0027	2.5
40		6	0.0032	2.5
30		15	0.0080	2.5
20		6	0.0032	2.5
10		11	0.0059	2.5
0		-1	-0.0005	2.5
-10		15	0.0080	2.5
-20		7	0.0037	2.5
-30		13	0.0069	2.5
20		3.2	15	0.0080
20	4.1	11	0.0059	2.5

T Test Frequency:1880.0MHz 16QAM 1.4MHz				
Temperature (°C)	Power Supply (VDC)	Frequency Error (Hz)	Frequency Error (ppm)	Limit (ppm)
50	3.7	3	0.0016	2.5
40		11	0.0059	2.5
30		3	0.0016	2.5
20		7	0.0037	2.5
10		5	0.0027	2.5
0		8	0.0043	2.5
-10		3	0.0016	2.5
-20		11	0.0059	2.5
-30		14	0.0074	2.5
20		3.2	0	0.0000
20	4.1	0	0.0000	2.5

LTE Band 2

Test Frequency:1880.0MHz QPSK 3MHz				
Temperature (°C)	Power Supply (VDC)	Frequency Error (Hz)	Frequency Error (ppm)	Limit (ppm)
50	3.7	1	0.0005	2.5
40		-1	-0.0005	2.5
30		0	0.0000	2.5
20		-4	-0.0021	2.5
10		-1	-0.0005	2.5
0		-10	-0.0053	2.5
-10		-11	-0.0059	2.5
-20		-13	-0.0069	2.5
-30		3	0.0016	2.5
20	3.2	1	0.0005	2.5
20	4.1	-7	-0.0037	2.5

Test Frequency:1880.0MHz 16QAM 3MHz				
Temperature (°C)	Power Supply (VDC)	Frequency Error (Hz)	Frequency Error (ppm)	Limit (ppm)
50	3.7	10	0.0053	2.5
40		-4	-0.0021	2.5
30		5	0.0027	2.5
20		2	0.0011	2.5
10		4	0.0021	2.5
0		11	0.0059	2.5
-10		10	0.0053	2.5
-20		1	0.0005	2.5
-30		2	0.0011	2.5
20	3.2	9	0.0048	2.5
20	4.1	2	0.0011	2.5

LTE Band 2

Test Frequency:1880.0MHz QPSK 5MHz				
Temperature (°C)	Power Supply (VDC)	Frequency Error (Hz)	Frequency Error (ppm)	Limit (ppm)
50	3.7	5	0.0027	2.5
40		9	0.0048	2.5
30		9	0.0048	2.5
20		8	0.0037	2.5
10		10	0.0053	2.5
0		1	0.0005	2.5
-10		-2	-0.0011	2.5
-20		2	0.0011	2.5
-30		14	0.0074	2.5
20	3.2	-1	-0.0005	2.5
20	4.1	1	0.0005	2.5

Test Frequency:1880.0MHz 16QAM 5MHz				
Temperature (°C)	Power Supply (VDC)	Frequency Error (Hz)	Frequency Error (ppm)	Limit (ppm)
50	3.7	3	0.0016	2.5
40		-4	-0.0021	2.5
30		-1	-0.0005	2.5
20		-3	-0.0021	2.5
10		1	0.0005	2.5
0		-4	-0.0021	2.5
-10		-6	-0.0032	2.5
-20		4	0.0021	2.5
-30		1	0.0005	2.5
20	3.2	-12	-0.0064	2.5
20	4.1	5	0.0027	2.5

LTE Band 2

Test Frequency:1880.0MHz QPSK 10MHz				
Temperature (°C)	Power Supply (VDC)	Frequency Error (Hz)	Frequency Error (ppm)	Limit (ppm)
50	3.7	4	0.0021	2.5
40		-6	-0.0032	2.5
30		0	0.0000	2.5
20		4	0.0011	2.5
10		10	0.0053	2.5
0		-4	-0.0021	2.5
-10		5	0.0027	2.5
-20		2	0.0011	2.5
-30		8	0.0043	2.5
20	3.2	-4	-0.0021	2.5
20	4.1	4	0.0021	2.5

Test Frequency:1880.0MHz 16QAM 10MHz				
Temperature (°C)	Power Supply (VDC)	Frequency Error (Hz)	Frequency Error (ppm)	Limit (ppm)
50	3.7	15	0.0080	2.5
40		9	0.0048	2.5
30		3	0.0016	2.5
20		7	0.0037	2.5
10		-1	-0.0005	2.5
0		-2	-0.0011	2.5
-10		4	0.0021	2.5
-20		10	0.0053	2.5
-30		0	0.0000	2.5
20	3.2	0	0.0000	2.5
20	4.1	6	0.0032	2.5

LTE Band 2

Test Frequency:1880.0MHz QPSK 15MHz				
Temperature (°C)	Power Supply (VDC)	Frequency Error (Hz)	Frequency Error (ppm)	Limit (ppm)
50	3.7	9	0.0048	2.5
40		-2	-0.0011	2.5
30		3	0.0016	2.5
20		2	0.0011	2.5
10		-3	-0.0016	2.5
0		10	0.0053	2.5
-10		2	0.0011	2.5
-20		4	0.0021	2.5
-30		5	0.0027	2.5
20	3.2	4	0.0021	2.5
20	4.1	-4	-0.0021	2.5

Test Frequency:1880.0MHz 16QAM 15MHz				
Temperature (°C)	Power Supply (VDC)	Frequency Error (Hz)	Frequency Error (ppm)	Limit (ppm)
50	3.7	-7	-0.0037	2.5
40		-1	-0.0005	2.5
30		-4	-0.0021	2.5
20		1	0.0005	2.5
10		-3	-0.0016	2.5
0		3	0.0016	2.5
-10		0	0.0000	2.5
-20		-6	-0.0032	2.5
-30		-3	-0.0016	2.5
20	3.2	6	0.0032	2.5
20	4.1	-8	-0.0043	2.5

LTE Band 2

Test Frequency:1880.0MHz QPSK 20MHz				
Temperature (°C)	Power Supply (VDC)	Frequency Error (Hz)	Frequency Error (ppm)	Limit (ppm)
50	3.7	0	0.0000	2.5
40		-2	-0.0011	2.5
30		-6	-0.0032	2.5
20		1	0.0005	2.5
10		3	0.0016	2.5
0		-4	-0.0021	2.5
-10		7	0.0037	2.5
-20		-1	-0.0005	2.5
-30		1	0.0005	2.5
20	3.2	2	0.0011	2.5
20	4.1	9	0.0048	2.5

Test Frequency:1880.0MHz 16QAM 20MHz				
Temperature (°C)	Power Supply (VDC)	Frequency Error (Hz)	Frequency Error (ppm)	Limit (ppm)
50	3.7	7	0.0037	2.5
40		-3	-0.0016	2.5
30		7	0.0037	2.5
20		0	0.0000	2.5
10		5	0.0027	2.5
0		-4	-0.0021	2.5
-10		-3	-0.0016	2.5
-20		8	0.0043	2.5
-30		1	0.0005	2.5
20	3.2	8	0.0043	2.5
20	4.1	5	0.0027	2.5

LTE Band 4

Test Frequency:1732.5MHz QPSK 1.4MHz				
Temperature (°C)	Power Supply (VDC)	Frequency Error (Hz)	Frequency Error (ppm)	Limit (ppm)
50	3.7	7	0.0040	2.5
40		-6	-0.0035	2.5
30		1	0.0006	2.5
20		1	0.0006	2.5
10		-2	-0.0012	2.5
0		9	0.0052	2.5
-10		0	0.0000	2.5
-20		-6	-0.0035	2.5
-30		9	0.0052	2.5
20	3.2	4	0.0023	2.5
20	4.1	-3	-0.0017	2.5

Test Frequency:1732.5MHz 16QAM 1.4MHz				
Temperature (°C)	Power Supply (VDC)	Frequency Error (Hz)	Frequency Error (ppm)	Limit (ppm)
50	3.7	1	0.0006	2.5
40		14	0.0081	2.5
30		12	0.0069	2.5
20		7	0.0040	2.5
10		13	0.0075	2.5
0		11	0.0063	2.5
-10		14	0.0081	2.5
-20		2	0.0012	2.5
-30		10	0.0058	2.5
20	3.2	4	0.0023	2.5
20	4.1	6	0.0035	2.5

LTE Band 4

Test Frequency:1732.5MHz QPSK 3MHz				
Temperature (°C)	Power Supply (VDC)	Frequency Error (Hz)	Frequency Error (ppm)	Limit (ppm)
50	3.7	2	0.0012	2.5
40		-1	-0.0006	2.5
30		1	0.0006	2.5
20		4	0.0023	2.5
10		-1	-0.0006	2.5
0		-3	-0.0017	2.5
-10		-2	-0.0012	2.5
-20		7	0.0040	2.5
-30		4	0.0023	2.5
20	3.2	-4	-0.0023	2.5
20	4.1	-3	-0.0017	2.5

Test Frequency:1732.5MHz 16QAM 3MHz				
Temperature (°C)	Power Supply (VDC)	Frequency Error (Hz)	Frequency Error (ppm)	Limit (ppm)
50	3.7	9	0.0052	2.5
40		9	0.0052	2.5
30		-6	-0.0035	2.5
20		2	0.0012	2.5
10		4	0.0023	2.5
0		11	0.0063	2.5
-10		0	0.0000	2.5
-20		9	0.0052	2.5
-30		-2	-0.0012	2.5
20	3.2	3	0.0017	2.5
20	4.1	2	0.0012	2.5

LTE Band 4

Test Frequency:1732.5MHz QPSK 5MHz				
Temperature (°C)	Power Supply (VDC)	Frequency Error (Hz)	Frequency Error (ppm)	Limit (ppm)
50	3.7	-3	-0.0017	2.5
40		-7	-0.0040	2.5
30		2	0.0012	2.5
20		2	0.0012	2.5
10		-6	-0.0035	2.5
0		-6	-0.0035	2.5
-10		-7	-0.0040	2.5
-20		-2	-0.0012	2.5
-30		-2	-0.0012	2.5
20		3.2	5	0.0029
20	4.1	10	0.0058	2.5

Test Frequency:1732.5MHz 16QAM 5MHz				
Temperature (°C)	Power Supply (VDC)	Frequency Error (Hz)	Frequency Error (ppm)	Limit (ppm)
50	3.7	0	0.0000	2.5
40		9	0.0052	2.5
30		9	0.0052	2.5
20		5	0.0029	2.5
10		4	0.0023	2.5
0		6	0.0035	2.5
-10		6	0.0035	2.5
-20		5	0.0029	2.5
-30		9	0.0052	2.5
20		3.2	-2	-0.0012
20	4.1	12	0.0069	2.5

LTE Band 4

Test Frequency:1732.5MHz QPSK 10MHz				
Temperature (°C)	Power Supply (VDC)	Frequency Error (Hz)	Frequency Error (ppm)	Limit (ppm)
50	3.7	-6	-0.0035	2.5
40		-3	-0.0017	2.5
30		-4	-0.0023	2.5
20		3	0.0017	2.5
10		7	0.0040	2.5
0		-2	-0.0012	2.5
-10		3	0.0017	2.5
-20		-2	-0.0012	2.5
-30		5	0.0029	2.5
20	3.2	-1	-0.0006	2.5
20	4.1	0	0.0000	2.5

Test Frequency:1732.5MHz 16QAM 10MHz				
Temperature (°C)	Power Supply (VDC)	Frequency Error (Hz)	Frequency Error (ppm)	Limit (ppm)
50	3.7	11	0.0063	2.5
40		2	0.0012	2.5
30		11	0.0063	2.5
20		3	0.0017	2.5
10		2	0.0012	2.5
0		-1	-0.0006	2.5
-10		12	0.0069	2.5
-20		-5	-0.0029	2.5
-30		11	0.0063	2.5
20	3.2	-4	-0.0023	2.5
20	4.1	8	0.0046	2.5

LTE Band 4

Test Frequency:1732.5MHz QPSK 15MHz				
Temperature (°C)	Power Supply (VDC)	Frequency Error (Hz)	Frequency Error (ppm)	Limit (ppm)
50	3.7	1	0.0006	2.5
40		7	0.0040	2.5
30		1	0.0006	2.5
20		1	0.0006	2.5
10		-5	-0.0029	2.5
0		0	0.0000	2.5
-10		6	0.0035	2.5
-20		-2	-0.0012	2.5
-30		0	0.0000	2.5
20		3.2	4	0.0023
20	4.1	-4	-0.0023	2.5

Test Frequency:1732.5MHz 16QAM 15MHz				
Temperature (°C)	Power Supply (VDC)	Frequency Error (Hz)	Frequency Error (ppm)	Limit (ppm)
50	3.7	9	0.0052	2.5
40		6	0.0035	2.5
30		2	0.0012	2.5
20		4	0.0023	2.5
10		-3	-0.0017	2.5
0		13	0.0075	2.5
-10		10	0.0058	2.5
-20		7	0.0040	2.5
-30		1	0.0006	2.5
20		3.2	11	0.0063
20	4.1	-5	-0.0029	2.5

LTE Band 4

Test Frequency:1732.5MHz QPSK 20MHz				
Temperature (°C)	Power Supply (VDC)	Frequency Error (Hz)	Frequency Error (ppm)	Limit (ppm)
50	3.7	-1	-0.0006	2.5
40		-4	-0.0023	2.5
30		-8	-0.0046	2.5
20		-5	-0.0029	2.5
10		-6	-0.0035	2.5
0		-11	-0.0063	2.5
-10		-13	-0.0075	2.5
-20		-8	-0.0046	2.5
-30		1	0.0006	2.5
20	3.2	-5	-0.0029	2.5
20	4.1	-13	-0.0075	2.5

Test Frequency:1732.5MHz 16QAM 20MHz				
Temperature (°C)	Power Supply (VDC)	Frequency Error (Hz)	Frequency Error (ppm)	Limit (ppm)
50	3.7	3	0.0017	2.5
40		3	0.0017	2.5
30		-10	-0.0058	2.5
20		-4	-0.0023	2.5
10		-9	-0.0052	2.5
0		4	0.0023	2.5
-10		-4	-0.0023	2.5
-20		-3	-0.0017	2.5
-30		-13	-0.0075	2.5
20	3.2	-12	-0.0069	2.5
20	4.1	-3	-0.0017	2.5

LTE Band 5

Test Frequency:836.5MHz QPSK 1.4MHz				
Temperature (°C)	Power Supply (VDC)	Frequency Error (Hz)	Frequency Error (ppm)	Limit (ppm)
50	3.7	1	0.0012	2.5
40		10	0.0120	2.5
30		8	0.0096	2.5
20		8	0.0096	2.5
10		7	0.0084	2.5
0		4	0.0048	2.5
-10		14	0.0167	2.5
-20		13	0.0155	2.5
-30		16	0.0191	2.5
20		3.2	14	0.0167
20	4.1	1	0.0012	2.5

Test Frequency: 836.5MHz 16QAM 1.4MHz				
Temperature (°C)	Power Supply (VDC)	Frequency Error (Hz)	Frequency Error (ppm)	Limit (ppm)
50	3.7	5	0.0060	2.5
40		3	0.0036	2.5
30		15	0.0179	2.5
20		9	0.0108	2.5
10		1	0.0012	2.5
0		11	0.0132	2.5
-10		6	0.0072	2.5
-20		8	0.0096	2.5
-30		7	0.0084	2.5
20		3.2	13	0.0155
20	4.1	2	0.0024	2.5

LTE Band 5

Test Frequency: 836.5MHz QPSK 3MHz				
Temperature (°C)	Power Supply (VDC)	Frequency Error (Hz)	Frequency Error (ppm)	Limit (ppm)
50	3.7	2	0.0024	2.5
40		5	0.0060	2.5
30		-1	-0.0012	2.5
20		7	0.0084	2.5
10		16	0.0191	2.5
0		13	0.0155	2.5
-10		11	0.0132	2.5
-20		0	0.0000	2.5
-30		14	0.0167	2.5
20	3.2	3	0.0036	2.5
20	4.1	12	0.0143	2.5

Test Frequency: 836.5MHz 16QAM 3MHz				
Temperature (°C)	Power Supply (VDC)	Frequency Error (Hz)	Frequency Error (ppm)	Limit (ppm)
50	3.7	9	0.0108	2.5
40		14	0.0167	2.5
30		3	0.0036	2.5
20		6	0.0072	2.5
10		-3	-0.0036	2.5
0		-2	-0.0024	2.5
-10		14	0.0167	2.5
-20		12	0.0143	2.5
-30		-3	-0.0036	2.5
20	3.2	9	0.0108	2.5
20	4.1	3	0.0036	2.5

LTE Band 5

Test Frequency: 836.5MHz QPSK 5MHz				
Temperature (°C)	Power Supply (VDC)	Frequency Error (Hz)	Frequency Error (ppm)	Limit (ppm)
50	3.7	12	0.0143	2.5
40		9	0.0108	2.5
30		18	0.0215	2.5
20		9	0.0108	2.5
10		13	0.0155	2.5
0		6	0.0072	2.5
-10		4	0.0048	2.5
-20		17	0.0203	2.5
-30		3	0.0036	2.5
20		3.2	4	0.0048
20	4.1	8	0.0096	2.5

Test Frequency: 836.5MHz 16QAM 5MHz				
Temperature (°C)	Power Supply (VDC)	Frequency Error (Hz)	Frequency Error (ppm)	Limit (ppm)
50	3.7	7	0.0084	2.5
40		6	0.0072	2.5
30		6	0.0072	2.5
20		7	0.0084	2.5
10		5	0.0060	2.5
0		0	0.0000	2.5
-10		-2	-0.0024	2.5
-20		-2	-0.0024	2.5
-30		10	0.0120	2.5
20		3.2	3	0.0036
20	4.1	5	0.0060	2.5

LTE Band 5

Test Frequency: 836.5MHz QPSK 10MHz				
Temperature (°C)	Power Supply (VDC)	Frequency Error (Hz)	Frequency Error (ppm)	Limit (ppm)
50	3.7	-3	-0.0036	2.5
40		-2	-0.0024	2.5
30		7	0.0084	2.5
20		5	0.0060	2.5
10		11	0.0132	2.5
0		13	0.0155	2.5
-10		5	0.0060	2.5
-20		3	0.0036	2.5
-30		7	0.0084	2.5
20	3.2	-3	-0.0036	2.5
20	4.1	8	0.0096	2.5

Test Frequency: 836.5MHz 16QAM 10MHz				
Temperature (°C)	Power Supply (VDC)	Frequency Error (Hz)	Frequency Error (ppm)	Limit (ppm)
50	3.7	5	0.0060	2.5
40		2	0.0024	2.5
30		12	0.0143	2.5
20		4	0.0048	2.5
10		6	0.0072	2.5
0		10	0.0120	2.5
-10		-3	-0.0036	2.5
-20		5	0.0060	2.5
-30		-2	-0.0024	2.5
20	3.2	8	0.0096	2.5
20	4.1	0	0.0000	2.5

LTE Band 7

Test Frequency:2535MHz QPSK 5MHz				
Temperature (°C)	Power Supply (VDC)	Frequency Error (Hz)	Frequency Error (ppm)	Limit (ppm)
50	3.7	4	0.0016	2.5
40		4	0.0016	2.5
30		12	0.0047	2.5
20		5	0.0020	2.5
10		7	0.0028	2.5
0		10	0.0039	2.5
-10		11	0.0043	2.5
-20		3	0.0012	2.5
-30		13	0.0051	2.5
20	3.2	1	0.0004	2.5
20	4.1	-2	-0.0008	2.5

Test Frequency:2535MHz 16QAM 5MHz				
Temperature (°C)	Power Supply (VDC)	Frequency Error (Hz)	Frequency Error (ppm)	Limit (ppm)
50	3.7	6	0.0024	2.5
40		4	0.0016	2.5
30		-6	-0.0024	2.5
20		3	0.0012	2.5
10		11	0.0043	2.5
0		-3	-0.0012	2.5
-10		-5	-0.0020	2.5
-20		4	0.0016	2.5
-30		8	0.0032	2.5
20	3.2	-1	-0.0004	2.5
20	4.1	-5	-0.0020	2.5

LTE Band 7

Test Frequency:2535MHz QPSK 10MHz				
Temperature (°C)	Power Supply (VDC)	Frequency Error (Hz)	Frequency Error (ppm)	Limit (ppm)
50	3.7	1	0.0004	2.5
40		7	0.0028	2.5
30		10	0.0039	2.5
20		1	0.0004	2.5
10		7	0.0028	2.5
0		7	0.0028	2.5
-10		5	0.0020	2.5
-20		-8	-0.0032	2.5
-30		-4	-0.0016	2.5
20		3.2	7	0.0028
20	4.1	-4	-0.0016	2.5

Test Frequency:2535MHz 16QAM 10MHz				
Temperature (°C)	Power Supply (VDC)	Frequency Error (Hz)	Frequency Error (ppm)	Limit (ppm)
50	3.7	4	0.0016	2.5
40		0	0.0000	2.5
30		-5	-0.0020	2.5
20		3	0.0012	2.5
10		11	0.0043	2.5
0		-5	-0.0020	2.5
-10		4	0.0016	2.5
-20		-4	-0.0016	2.5
-30		11	0.0043	2.5
20		3.2	-5	-0.0020
20	4.1	9	0.0036	2.5

LTE Band 7

Test Frequency:2535MHz QPSK 15MHz				
Temperature (°C)	Power Supply (VDC)	Frequency Error (Hz)	Frequency Error (ppm)	Limit (ppm)
50	3.7	4	0.0016	2.5
40		4	0.0016	2.5
30		0	0.0000	2.5
20		3	0.0012	2.5
10		4	0.0016	2.5
0		6	0.0024	2.5
-10		7	0.0028	2.5
-20		1	0.0004	2.5
-30		6	0.0024	2.5
20	3.2	-5	-0.0020	2.5
20	4.1	9	0.0036	2.5

Test Frequency:2535MHz 16QAM 15MHz				
Temperature (°C)	Power Supply (VDC)	Frequency Error (Hz)	Frequency Error (ppm)	Limit (ppm)
50	3.7	3	0.0012	2.5
40		8	0.0032	2.5
30		5	0.0020	2.5
20		6	0.0024	2.5
10		-1	-0.0004	2.5
0		13	0.0051	2.5
-10		6	0.0024	2.5
-20		-1	-0.0004	2.5
-30		12	0.0047	2.5
20	3.2	5	0.0020	2.5
20	4.1	14	0.0055	2.5

LTE Band 7

Test Frequency:2535MHz QPSK 20MHz				
Temperature (°C)	Power Supply (VDC)	Frequency Error (Hz)	Frequency Error (ppm)	Limit (ppm)
50	3.7	10	0.0039	2.5
40		-6	-0.0024	2.5
30		11	0.0043	2.5
20		3	0.0012	2.5
10		6	0.0024	2.5
0		-2	-0.0008	2.5
-10		12	0.0047	2.5
-20		9	0.0036	2.5
-30		4	0.0016	2.5
20	3.2	-5	-0.0020	2.5
20	4.1	10	0.0039	2.5

Test Frequency:2535MHz 16QAM 20MHz				
Temperature (°C)	Power Supply (VDC)	Frequency Error (Hz)	Frequency Error (ppm)	Limit (ppm)
50	3.7	6	0.0024	2.5
40		-5	-0.0020	2.5
30		-7	-0.0028	2.5
20		-2	-0.0008	2.5
10		0	0.0000	2.5
0		-1	-0.0004	2.5
-10		-3	-0.0012	2.5
-20		0	0.0000	2.5
-30		0	0.0000	2.5
20	3.2	-10	-0.0039	2.5
20	4.1	-1	-0.0004	2.5

LTE Band 17

Test Frequency: 710.0MHz QPSK 5MHz				
Temperature (°C)	Power Supply (VDC)	Frequency Error (Hz)	Frequency Error (ppm)	Limit (ppm)
50	3.7	3	0.0012	2.5
40		-6	-0.0024	2.5
30		5	0.0020	2.5
20		2	0.0008	2.5
10		7	0.0028	2.5
0		3	0.0012	2.5
-10		8	0.0032	2.5
-20		7	0.0028	2.5
-30		5	0.0020	2.5
20		3.2	3	0.0012
20	4.1	9	0.0036	2.5

Test Frequency: 710.0MHz 16QAM 5MHz				
Temperature (°C)	Power Supply (VDC)	Frequency Error (Hz)	Frequency Error (ppm)	Limit (ppm)
50	3.7	5	0.0020	2.5
40		1	0.0004	2.5
30		0	0.0000	2.5
20		5	0.0020	2.5
10		5	0.0020	2.5
0		0	0.0000	2.5
-10		1	0.0004	2.5
-20		0	0.0000	2.5
-30		1	0.0004	2.5
20		3.2	13	0.0051
20	4.1	-1	-0.0004	2.5

LTE Band 17

Test Frequency: 710.0MHz QPSK 10MHz				
Temperature (°C)	Power Supply (VDC)	Frequency Error (Hz)	Frequency Error (ppm)	Limit (ppm)
50	3.7	3	0.0012	2.5
40		10	0.0039	2.5
30		17	0.0067	2.5
20		8	0.0032	2.5
10		1	0.0004	2.5
0		1	0.0004	2.5
-10		15	0.0059	2.5
-20		14	0.0055	2.5
-30		7	0.0028	2.5
20	3.2	3	0.0012	2.5
20	4.1	1	0.0004	2.5

Test Frequency: 710.0MHz 16QAM 10MHz				
Temperature (°C)	Power Supply (VDC)	Frequency Error (Hz)	Frequency Error (ppm)	Limit (ppm)
50	3.7	7	0.0028	2.5
40		10	0.0039	2.5
30		3	0.0012	2.5
20		2	0.0008	2.5
10		1	0.0004	2.5
0		1	0.0004	2.5
-10		7	0.0028	2.5
-20		7	0.0028	2.5
-30		10	0.0039	2.5
20	3.2	5	0.0020	2.5
20	4.1	-5	-0.0020	2.5

LTE Band 41

Test Frequency:2593MHz QPSK 5MHz				
Temperature (°C)	Power Supply (VDC)	Frequency Error (Hz)	Frequency Error (ppm)	Limit (ppm)
50	3.7	-6	-0.0023	2.5
40		-10	-0.0039	2.5
30		-12	-0.0046	2.5
20		-4	-0.0015	2.5
10		-12	-0.0046	2.5
0		-11	-0.0042	2.5
-10		0	0.0000	2.5
-20		-8	-0.0031	2.5
-30		-6	-0.0023	2.5
20		3.2	-6	-0.0023
20	4.1	4	0.0015	2.5

Test Frequency:2593MHz 16QAM 5MHz				
Temperature (°C)	Power Supply (VDC)	Frequency Error (Hz)	Frequency Error (ppm)	Limit (ppm)
50	3.7	6	0.0024	2.5
40		4	0.0016	2.5
30		-6	-0.0024	2.5
20		3	0.0012	2.5
10		11	0.0043	2.5
0		-3	-0.0012	2.5
-10		-5	-0.0020	2.5
-20		4	0.0016	2.5
-30		8	0.0032	2.5
20		3.2	-1	-0.0004
20	4.1	-5	-0.0020	2.5

LTE Band 41

Test Frequency:2593MHz QPSK 10MHz				
Temperature (°C)	Power Supply (VDC)	Frequency Error (Hz)	Frequency Error (ppm)	Limit (ppm)
50	3.7	1	0.0004	2.5
40		7	0.0028	2.5
30		10	0.0039	2.5
20		1	0.0004	2.5
10		7	0.0028	2.5
0		7	0.0028	2.5
-10		5	0.0020	2.5
-20		-8	-0.0032	2.5
-30		-4	-0.0016	2.5
20	3.2	7	0.0028	2.5
20	4.1	-4	-0.0016	2.5

Test Frequency:2593MHz 16QAM 10MHz				
Temperature (°C)	Power Supply (VDC)	Frequency Error (Hz)	Frequency Error (ppm)	Limit (ppm)
50	3.7	4	0.0016	2.5
40		0	0.0000	2.5
30		-5	-0.0020	2.5
20		3	0.0012	2.5
10		11	0.0043	2.5
0		-5	-0.0020	2.5
-10		4	0.0016	2.5
-20		-4	-0.0016	2.5
-30		11	0.0043	2.5
20	3.2	-5	-0.0020	2.5
20	4.1	9	0.0036	2.5

LTE Band 41

Test Frequency:2593MHz QPSK 15MHz				
Temperature (°C)	Power Supply (VDC)	Frequency Error (Hz)	Frequency Error (ppm)	Limit (ppm)
50	3.7	4	0.0016	2.5
40		4	0.0016	2.5
30		0	0.0000	2.5
20		3	0.0012	2.5
10		4	0.0016	2.5
0		6	0.0024	2.5
-10		7	0.0028	2.5
-20		1	0.0004	2.5
-30		6	0.0024	2.5
20	3.2	-5	-0.0020	2.5
20	4.1	9	0.0036	2.5

Test Frequency:2593MHz 16QAM 15MHz				
Temperature (°C)	Power Supply (VDC)	Frequency Error (Hz)	Frequency Error (ppm)	Limit (ppm)
50	3.7	3	0.0012	2.5
40		8	0.0032	2.5
30		5	0.0020	2.5
20		6	0.0024	2.5
10		-1	-0.0004	2.5
0		13	0.0051	2.5
-10		6	0.0024	2.5
-20		-1	-0.0004	2.5
-30		12	0.0047	2.5
20	3.2	5	0.0020	2.5
20	4.1	14	0.0055	2.5

LTE Band 41

Test Frequency:2593MHz QPSK 20MHz				
Temperature (°C)	Power Supply (VDC)	Frequency Error (Hz)	Frequency Error (ppm)	Limit (ppm)
50	3.7	10	0.0039	2.5
40		-6	-0.0024	2.5
30		11	0.0043	2.5
20		3	0.0012	2.5
10		6	0.0024	2.5
0		-2	-0.0008	2.5
-10		12	0.0047	2.5
-20		9	0.0036	2.5
-30		4	0.0016	2.5
20	3.2	-5	-0.0020	2.5
20	4.1	10	0.0039	2.5

Test Frequency:2593MHz 16QAM 20MHz				
Temperature (°C)	Power Supply (VDC)	Frequency Error (Hz)	Frequency Error (ppm)	Limit (ppm)
50	3.7	6	0.0024	2.5
40		-5	-0.0020	2.5
30		-7	-0.0028	2.5
20		-2	-0.0008	2.5
10		0	0.0000	2.5
0		-1	-0.0004	2.5
-10		-3	-0.0012	2.5
-20		0	0.0000	2.5
-30		0	0.0000	2.5
20	3.2	-10	-0.0039	2.5
20	4.1	-1	-0.0004	2.5

15 RF Exposure

Remark: refer to SAR test report: WTS17S0681755E.

