

# APPENDIX REPORT

Project No.	SHT2207038201EW	Radio Specification	WIFI 2.4G
Test sample No.	YPHT22070382008	Model No.	CPE-0001
Start test date	2022-07-20	Finish date	2022-08-05
Temperature	25.7℃	Humidity	46%
Test Engineer	Xiaoxiao Li	Auditor	Xiaodong Zhao

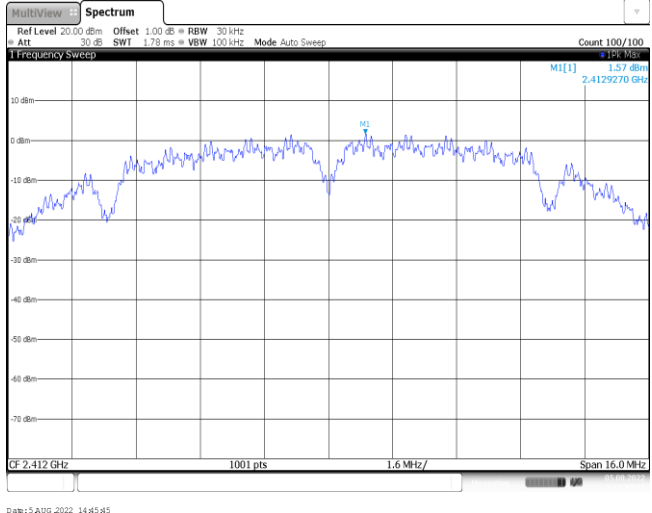
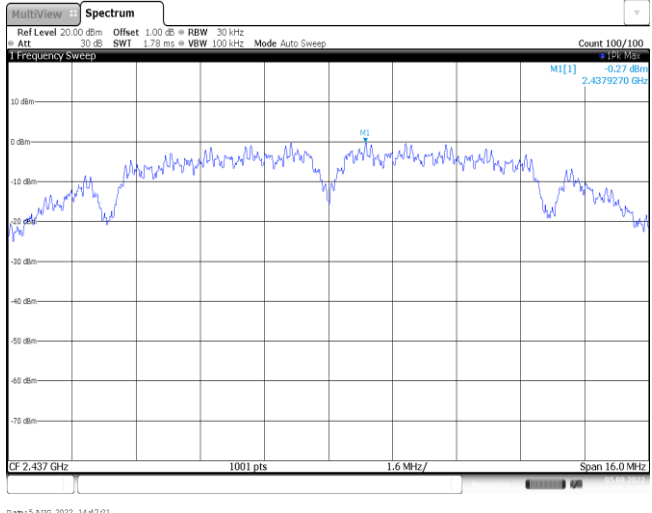
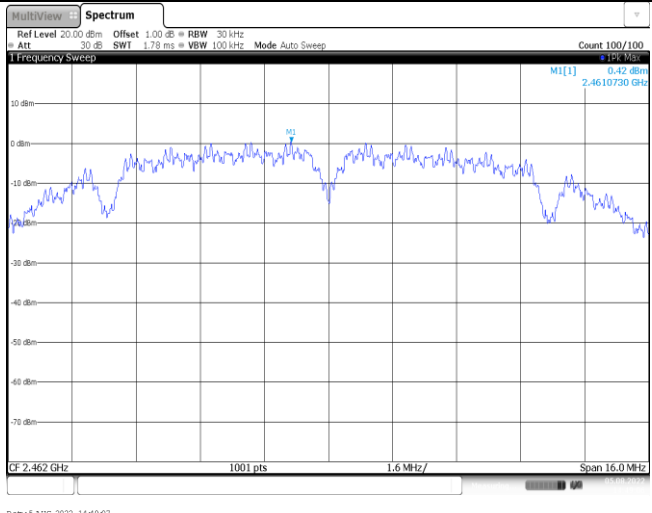
Appendix clause	Test item	Result
A	Conducted Peak Output Power	PASS
B	Power Spectral Density	PASS
C	6 dB Bandwidth	PASS
D	99% Occupied Bandwidth	PASS
E	Duty Cycle	PASS
F	Band edge and Spurious Emissions(coducted)	PASS

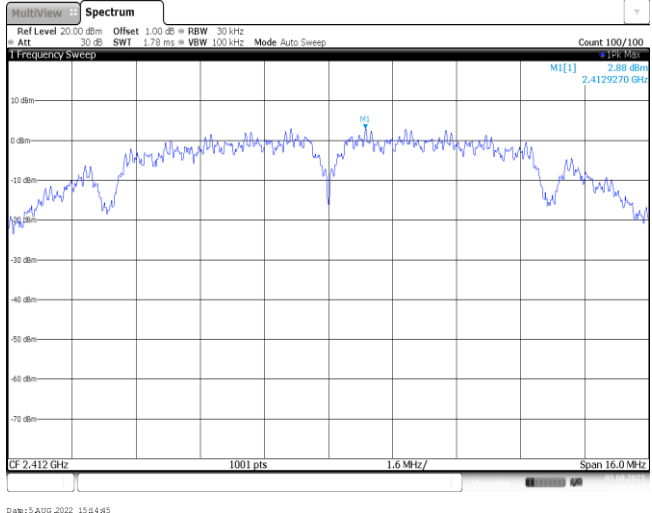
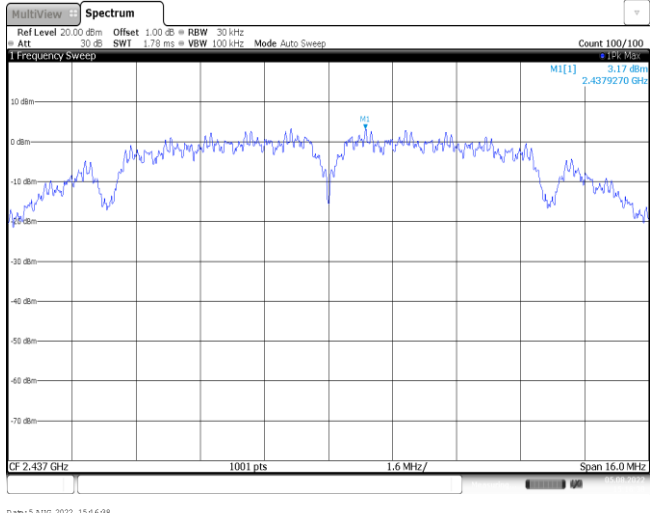
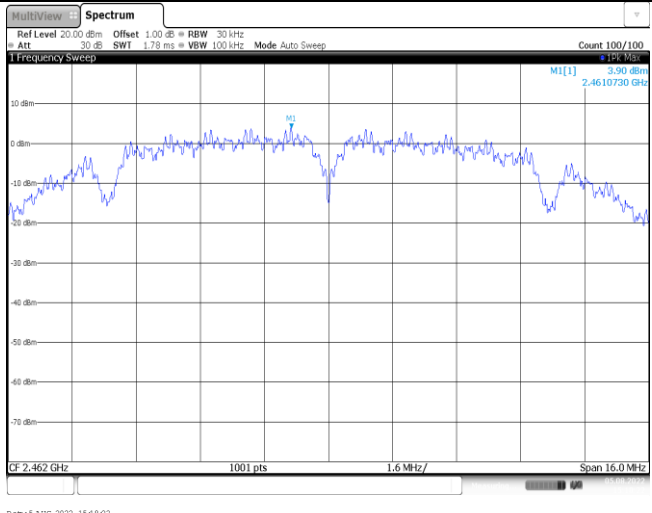
**Appendix A: Conducted Peak Output Power**

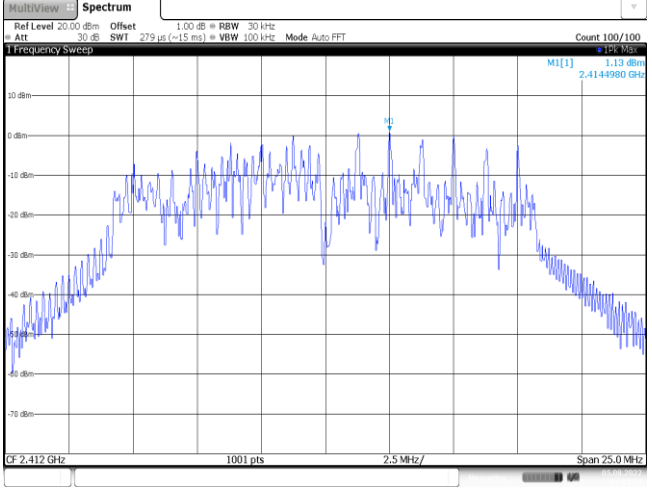
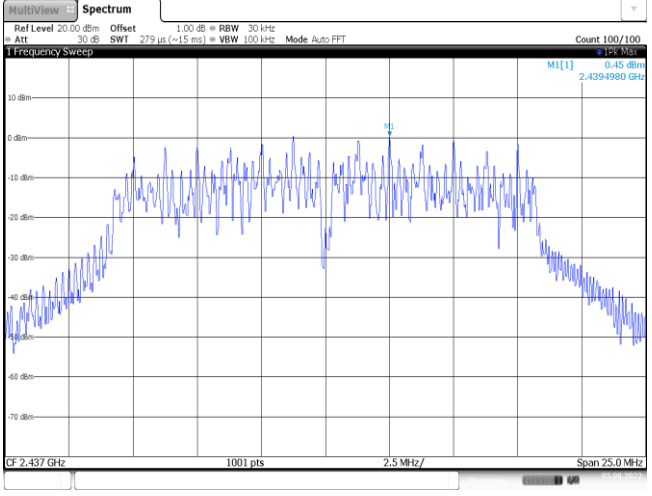
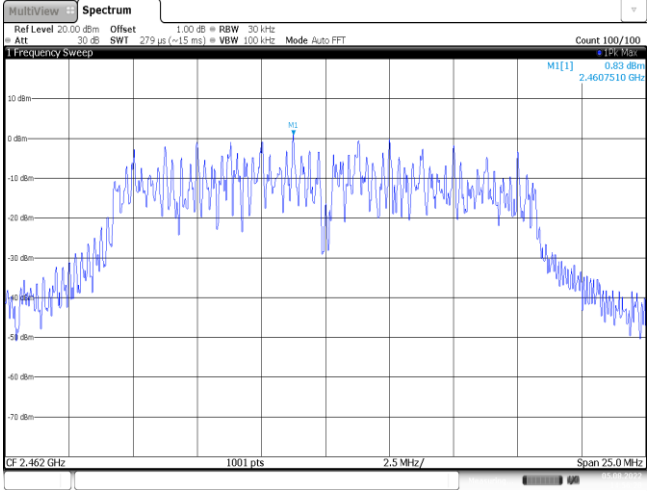
Type	Channel	Peak Output power (dBm)			Average Output power (dBm)			Limit (dBm)	Result
		Antenna 0	Antenna 1	Total	Antenna 0	Antenna 1	Total		
802.11b	01	19.56	20.71	-	17.02	18.15	-	≤30.00	Pass
	06	18.20	21.11	-	15.66	18.55	-		
	11	18.87	21.52	-	16.30	19.01	-		
802.11g	01	22.68	22.11	-	20.55	19.88	-	≤30.00	Pass
	06	22.09	22.68	-	19.94	20.51	-		
	11	22.34	23.00	-	20.18	20.85	-		
802.11n (HT20)	01	18.91	18.40	21.67	16.45	16.08	19.28	≤30.00	Pass
	06	18.25	18.88	21.62	15.74	16.58	19.19		
	11	18.68	19.43	22.07	16.17	17.11	19.68		
802.11n (HT40)	03	18.03	18.65	21.37	15.40	16.11	18.78	≤30.00	Pass
	06	18.10	18.74	21.42	15.43	16.21	18.85		
	09	18.82	19.20	22.01	16.22	17.34	19.83		

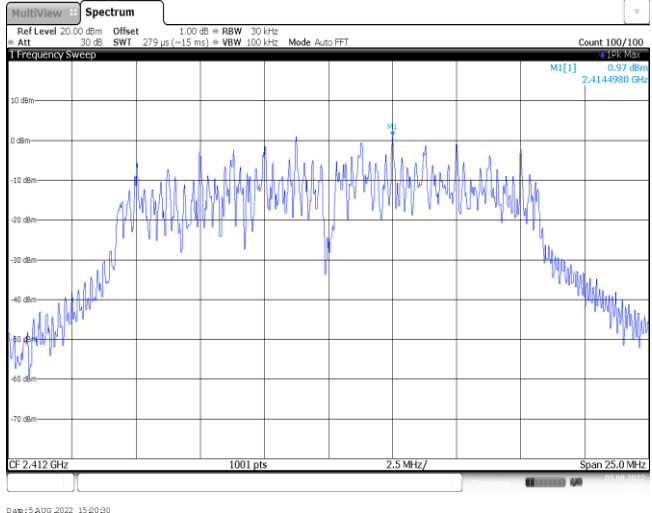
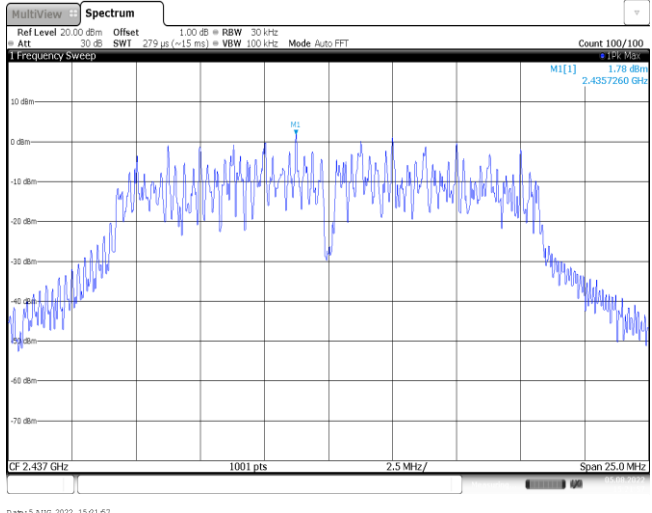
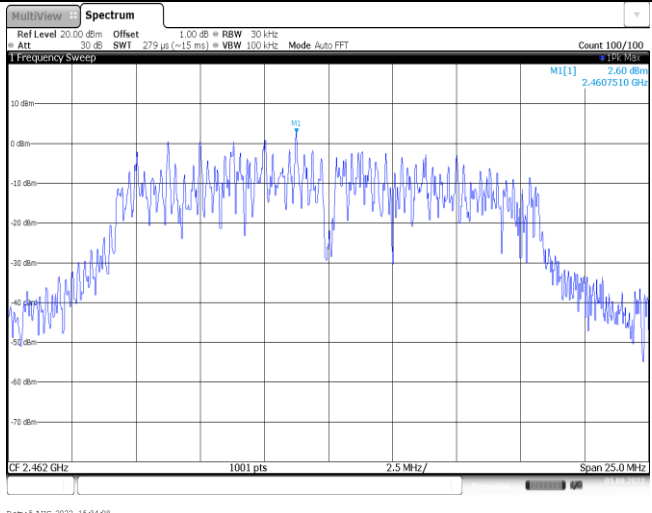
**Appendix B: Power Spectral Density**

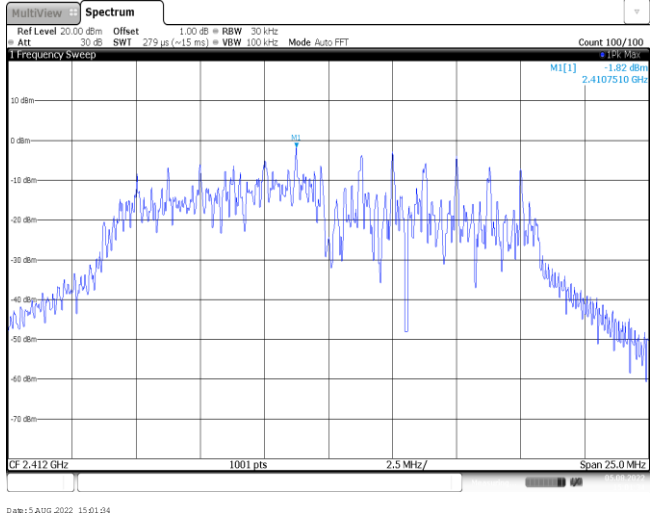
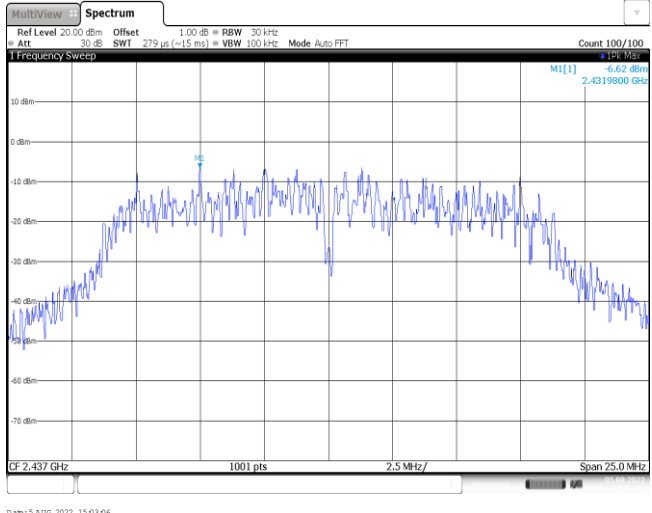
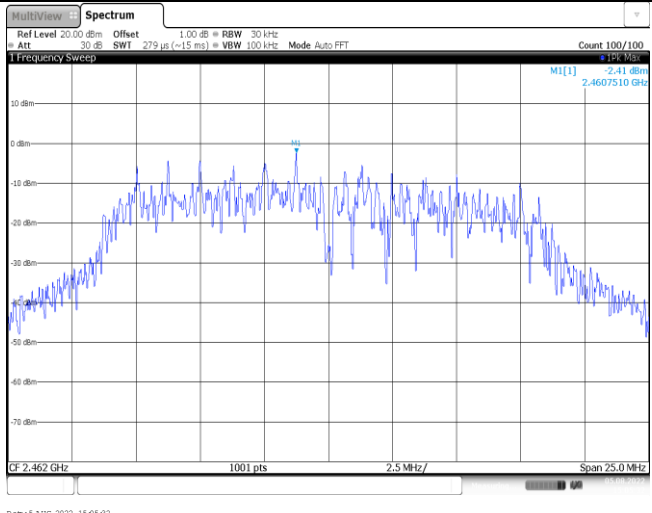
Type	Channel	Power Spectral Density (dBm/30KHz)		Total Power Spectral Density (dBm/30KHz)	Limit (dBm/3KHz)	Result
		Antenna 0	Antenna 1			
802.11b	01	1.57	2.88	-	≤8.00	Pass
	06	-0.27	3.17	-		
	11	0.42	3.90	-		
802.11g	01	1.13	0.97	-	≤8.00	Pass
	06	0.45	1.78	-		
	11	0.83	2.60	-		
802.11n(HT20)	01	-1.82	-4.88	0.39	≤8.00	Pass
	06	-6.62	-3.63	-1.31		
	11	-2.41	-2.14	0.74		
802.11n(HT40)	03	-7.11	-5.15	-3.01	≤8.00	Pass
	06	-6.17	-5.46	-2.79		
	09	-4.76	-6.67	-2.60		

802.11 b		Antenna 0
CH01	 <p>Ref Level 20.00 dBm Offset 1.00 dB RBW 30 kHz = ATT 30 dB SWF 1.70 ms VBW 100 kHz Mode Auto Sweep Count 100/100 M1[1] 1.57 dBm 2.4129270 GHz CF 2.412 GHz 1001 pts 1.6 MHz/ Span 16.0 MHz Date: 5/2/06 2022 14:45:45</p>	
CH06	 <p>Ref Level 20.00 dBm Offset 1.00 dB RBW 30 kHz = ATT 30 dB SWF 1.70 ms VBW 100 kHz Mode Auto Sweep Count 100/100 M1[1] -0.27 dBm 2.4379270 GHz CF 2.437 GHz 1001 pts 1.6 MHz/ Span 16.0 MHz Date: 5/2/06 2022 14:47:21</p>	
CH11	 <p>Ref Level 20.00 dBm Offset 1.00 dB RBW 30 kHz = ATT 30 dB SWF 1.70 ms VBW 100 kHz Mode Auto Sweep Count 100/100 M1[1] 0.42 dBm 2.4610730 GHz CF 2.462 GHz 1001 pts 1.6 MHz/ Span 16.0 MHz Date: 5/2/06 2022 14:49:57</p>	

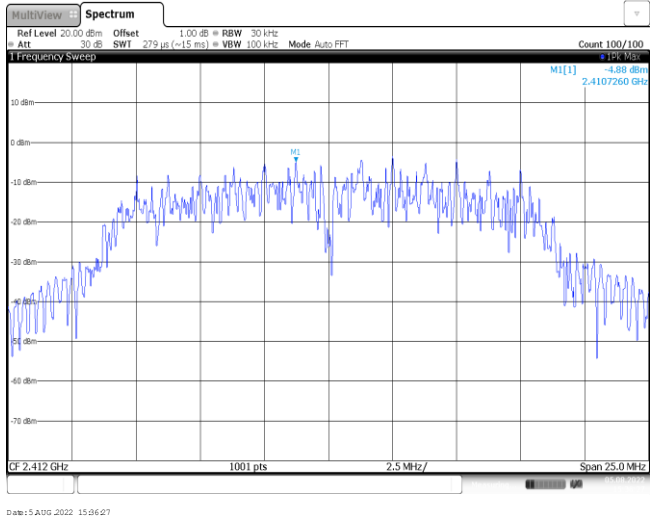
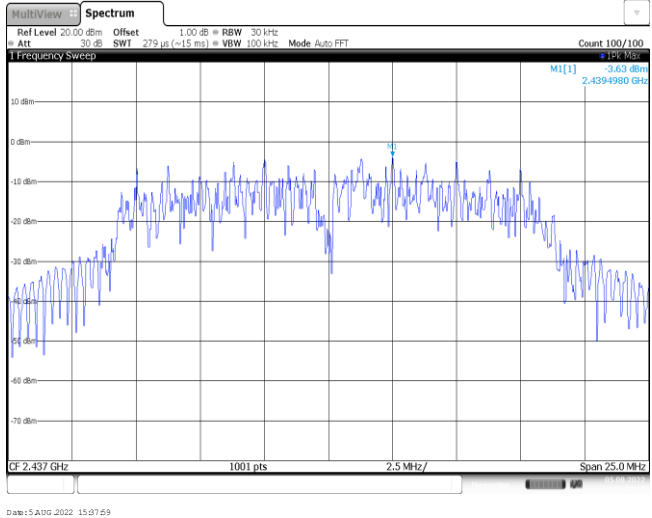
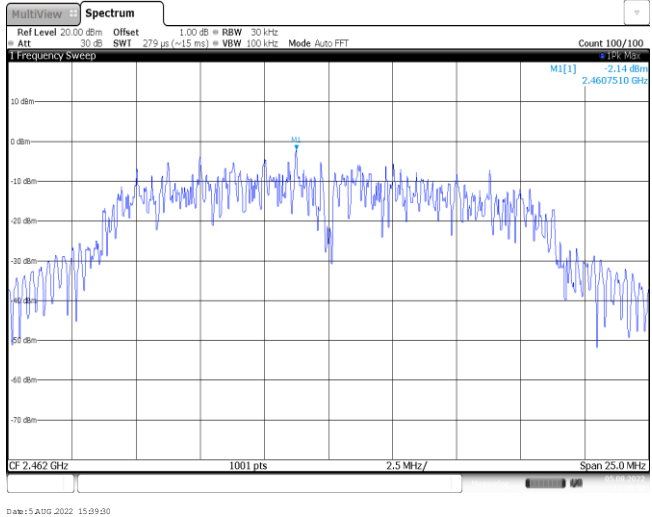
802.11 b		Antenna 1
CH01		
CH06		
CH11		

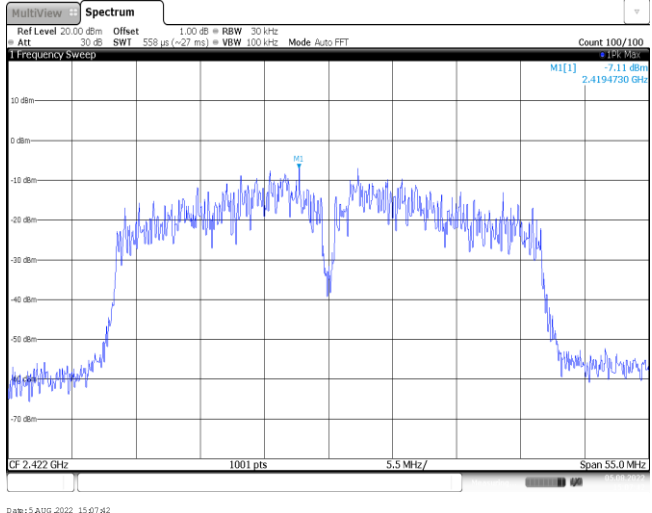
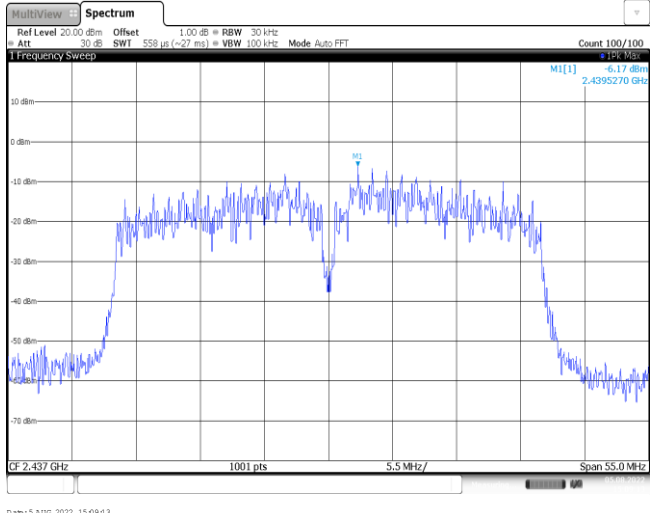
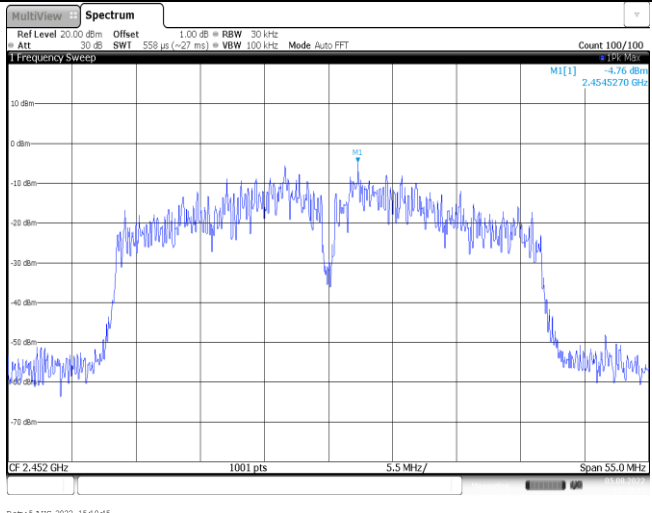
802.11 g	Antenna 0
CH01	 <p>MultiView Spectrum Ref Level 20.00 dBm Offset 1.00 dB RBW 30 kHz Count 100/100 Att 30 dB SWF 279 μs (~15 ms) YBW 100 kHz Mode Auto FFT 1 Frequency Sweep M1[1] 1.13 dBm 2.414980 GHz CF 2.412 GHz 1001 pts 2.5 MHz/ Span 25.0 MHz Date: 5/20/2022 14:23:23</p>
CH06	 <p>MultiView Spectrum Ref Level 20.00 dBm Offset 1.00 dB RBW 30 kHz Count 100/100 Att 30 dB SWF 279 μs (~15 ms) YBW 100 kHz Mode Auto FFT 1 Frequency Sweep M1[1] 0.45 dBm 2.4394980 GHz CF 2.437 GHz 1001 pts 2.5 MHz/ Span 25.0 MHz Date: 5/20/2022 14:24:57</p>
CH11	 <p>MultiView Spectrum Ref Level 20.00 dBm Offset 1.00 dB RBW 30 kHz Count 100/100 Att 30 dB SWF 279 μs (~15 ms) YBW 100 kHz Mode Auto FFT 1 Frequency Sweep M1[1] 0.83 dBm 2.4607510 GHz CF 2.462 GHz 1001 pts 2.5 MHz/ Span 25.0 MHz Date: 5/20/2022 14:26:28</p>

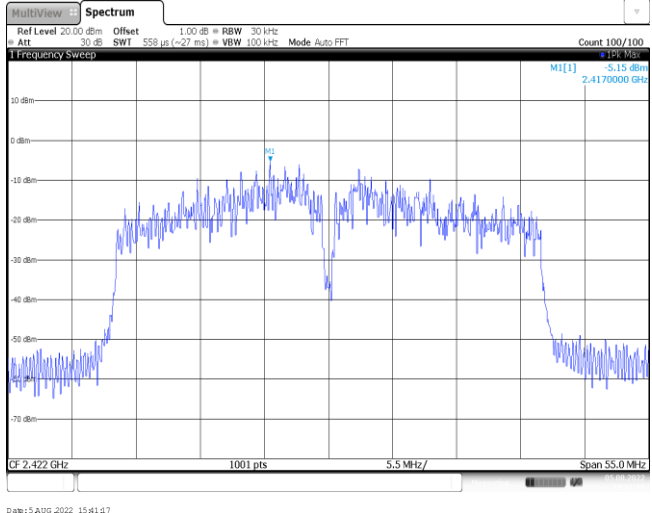
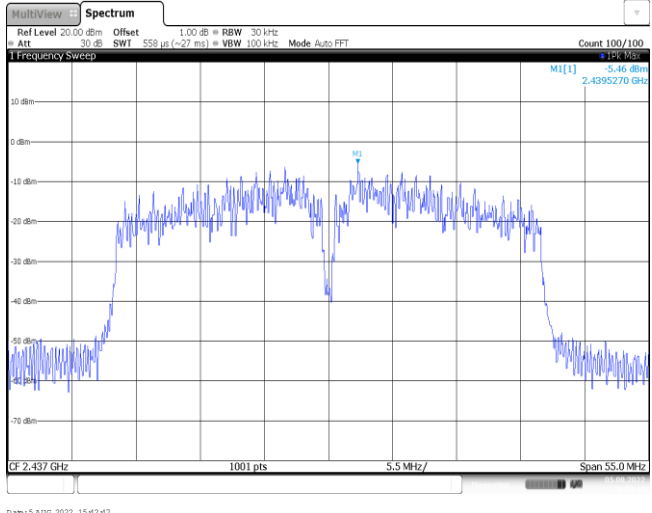
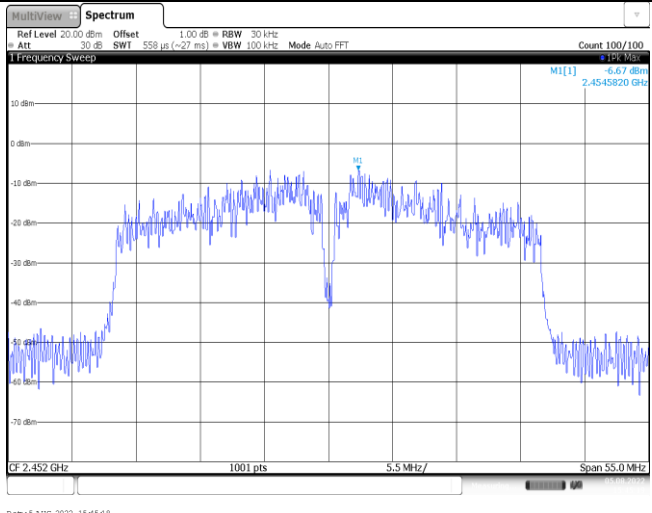
802.11 g		Antenna 1
CH01	 <p>MultiView Spectrum Ref Level 20.00 dBm Offset 1.00 dB RBW 30 kHz Count 100/100 Att 30 dB SWF 279 μs (~15 ms) VBW 100 kHz Mode Auto FFT 1 Frequency Sweep M1[1] 0.97 dBm 2.414980 GHz CF 2.412 GHz 1001 pts 2.5 MHz/ Span 25.0 MHz Date: 5/20/2022 15:20:00</p>	
CH06	 <p>MultiView Spectrum Ref Level 20.00 dBm Offset 1.00 dB RBW 30 kHz Count 100/100 Att 30 dB SWF 279 μs (~15 ms) VBW 100 kHz Mode Auto FFT 1 Frequency Sweep M1[1] 1.78 dBm 2.4357260 GHz CF 2.437 GHz 1001 pts 2.5 MHz/ Span 25.0 MHz Date: 5/20/2022 15:21:57</p>	
CH11	 <p>MultiView Spectrum Ref Level 20.00 dBm Offset 1.00 dB RBW 30 kHz Count 100/100 Att 30 dB SWF 279 μs (~15 ms) VBW 100 kHz Mode Auto FFT 1 Frequency Sweep M1[1] 2.60 dBm 2.4607510 GHz CF 2.462 GHz 1001 pts 2.5 MHz/ Span 25.0 MHz Date: 5/20/2022 15:24:08</p>	

802.11 n(H20)		Antenna 0
CH01	 <p>The spectrum plot for CH01 shows a signal centered at 2.412 GHz. The peak level is -1.82 dBm. The plot includes a frequency sweep from 2.407510 GHz to 2.417510 GHz with a span of 25.0 MHz. The resolution bandwidth (RBW) is 30 kHz and the video bandwidth (VBW) is 100 kHz. The reference level is 20.00 dBm and the attenuation is 30 dB. The date and time are 5/2/06/2022 15:01:04.</p>	
CH06	 <p>The spectrum plot for CH06 shows a signal centered at 2.437 GHz. The peak level is -6.62 dBm. The plot includes a frequency sweep from 2.431800 GHz to 2.442800 GHz with a span of 25.0 MHz. The resolution bandwidth (RBW) is 30 kHz and the video bandwidth (VBW) is 100 kHz. The reference level is 20.00 dBm and the attenuation is 30 dB. The date and time are 5/2/06/2022 15:03:06.</p>	
CH11	 <p>The spectrum plot for CH11 shows a signal centered at 2.462 GHz. The peak level is -2.41 dBm. The plot includes a frequency sweep from 2.457510 GHz to 2.467510 GHz with a span of 25.0 MHz. The resolution bandwidth (RBW) is 30 kHz and the video bandwidth (VBW) is 100 kHz. The reference level is 20.00 dBm and the attenuation is 30 dB. The date and time are 5/2/06/2022 15:05:02.</p>	



802.11 n(H20)		Antenna 1
CH01	 <p>MultiView Spectrum Ref Level 20.00 dBm Offset 1.00 dB RBW 30 kHz Count 100/100 Att 30 dB SWF 279 μs (~15 ms) YBW 100 kHz Mode Auto FFT 1 Frequency Sweep M1[1] -4.88 dBm 2.4107260 GHz CF 2.412 GHz 1001 pts 2.5 MHz/ Span 25.0 MHz Date: 5/20/2022 15:06:27</p>	
CH06	 <p>MultiView Spectrum Ref Level 20.00 dBm Offset 1.00 dB RBW 30 kHz Count 100/100 Att 30 dB SWF 279 μs (~15 ms) YBW 100 kHz Mode Auto FFT 1 Frequency Sweep M1[1] -3.63 dBm 2.4394980 GHz CF 2.437 GHz 1001 pts 2.5 MHz/ Span 25.0 MHz Date: 5/20/2022 15:07:59</p>	
CH11	 <p>MultiView Spectrum Ref Level 20.00 dBm Offset 1.00 dB RBW 30 kHz Count 100/100 Att 30 dB SWF 279 μs (~15 ms) YBW 100 kHz Mode Auto FFT 1 Frequency Sweep M1[1] -2.14 dBm 2.4607510 GHz CF 2.462 GHz 1001 pts 2.5 MHz/ Span 25.0 MHz Date: 5/20/2022 15:09:00</p>	

802.11 n(H40)		Antenna 0
CH03		
CH06		
CH09		

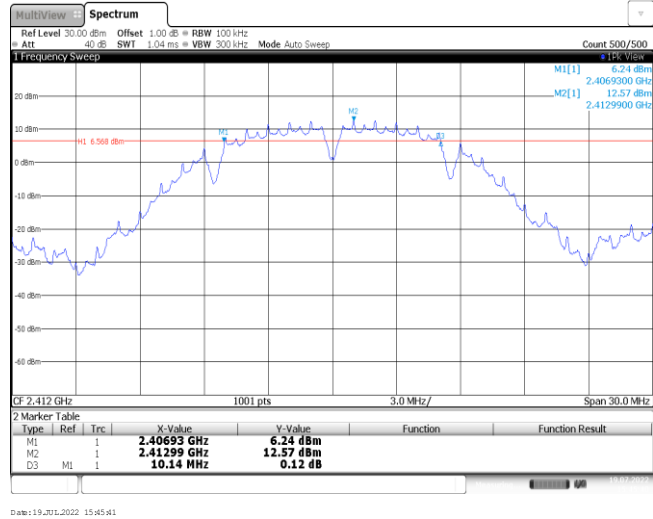
802.11 n(H40)		Antenna 1
CH03		
CH06		
CH09		

**Appendix C: 6dB Bandwidth**

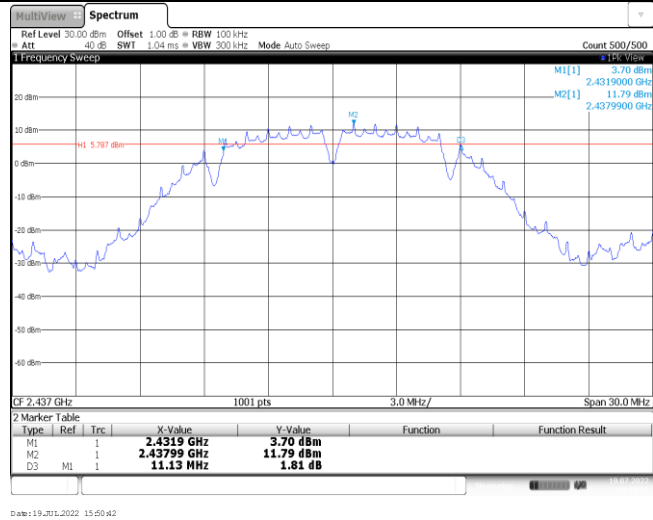
Type	Channel	6dB Bandwidth (MHz)	Limit (kHz)	Result
802.11b	01	10.14	≥500	Pass
	06	11.13		
	11	10.17		
802.11g	01	13.92	≥500	Pass
	06	15.15		
	11	15.18		
802.11n(HT20)	01	13.89	≥500	Pass
	06	15.15		
	11	15.15		
802.11n(HT40)	03	22.74	≥500	Pass
	06	25.20		
	09	20.16		

802.11 b

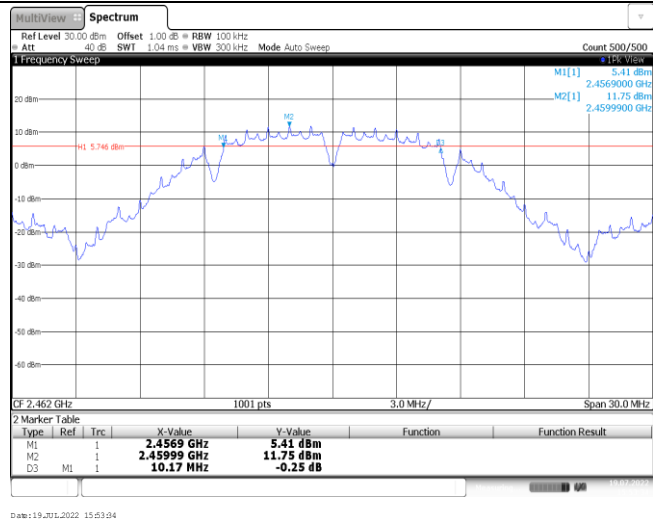
CH01



CH06

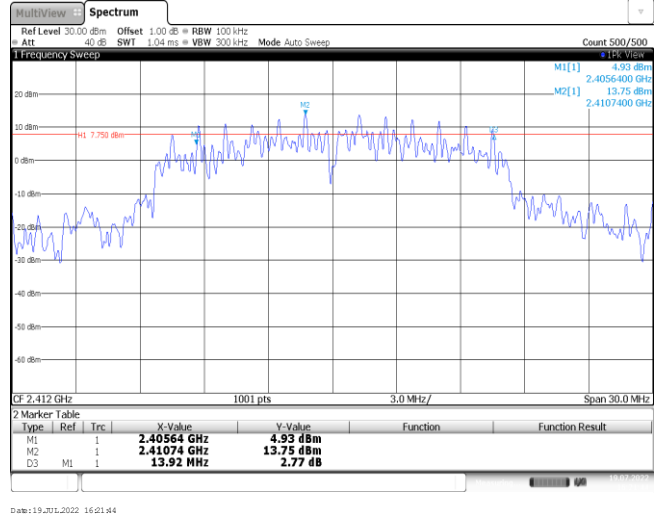


CH11

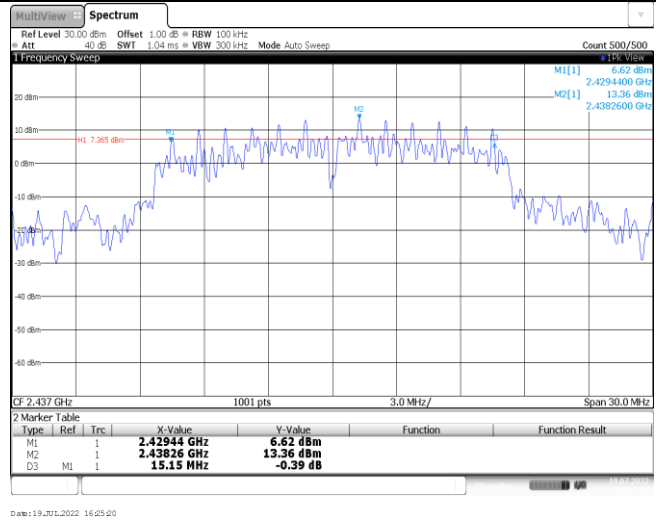


802.11 g

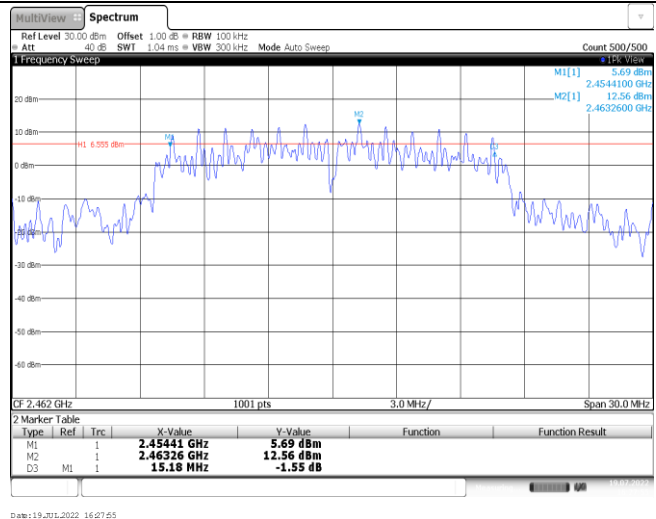
CH01



CH06

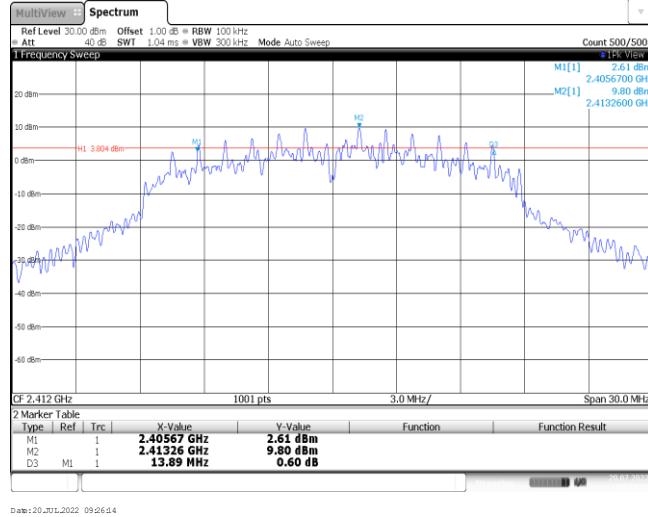


CH11

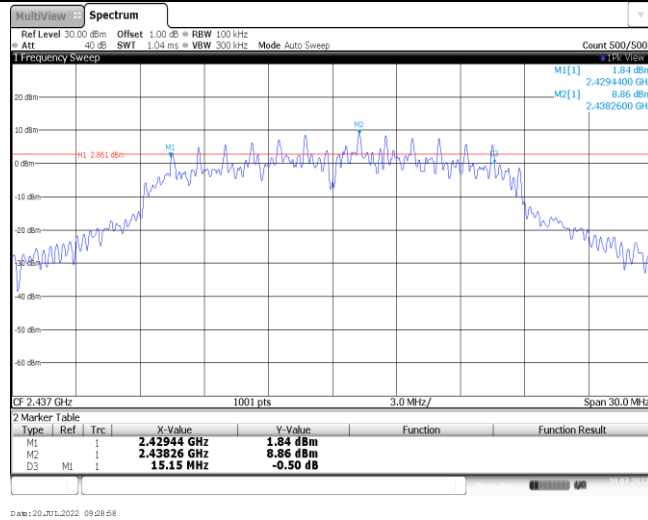


802.11n(HT20)

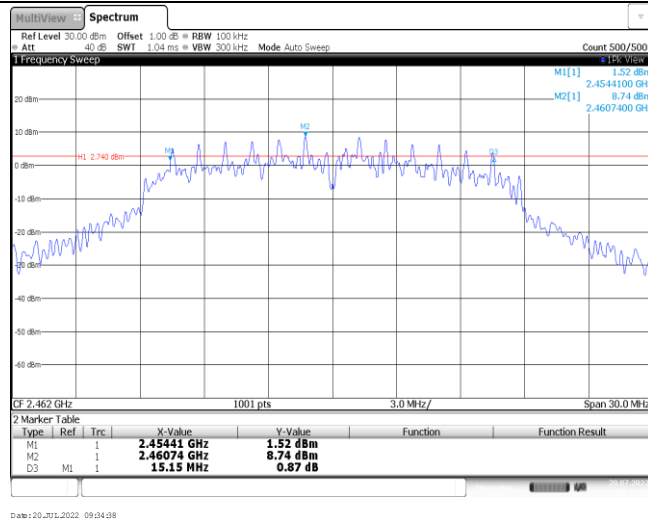
CH01



CH06

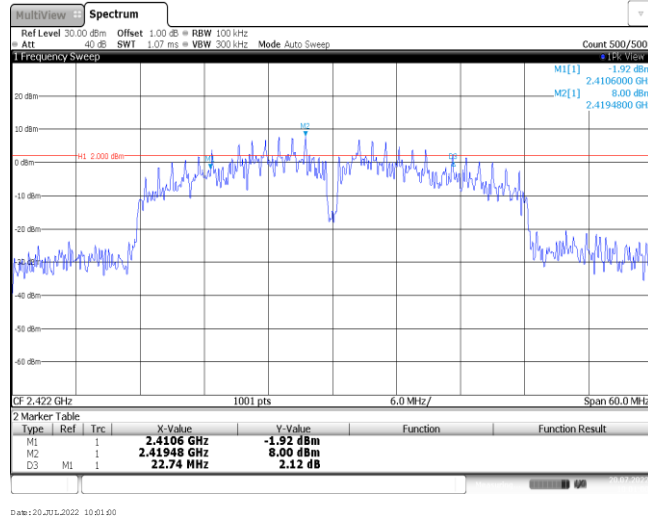


CH11

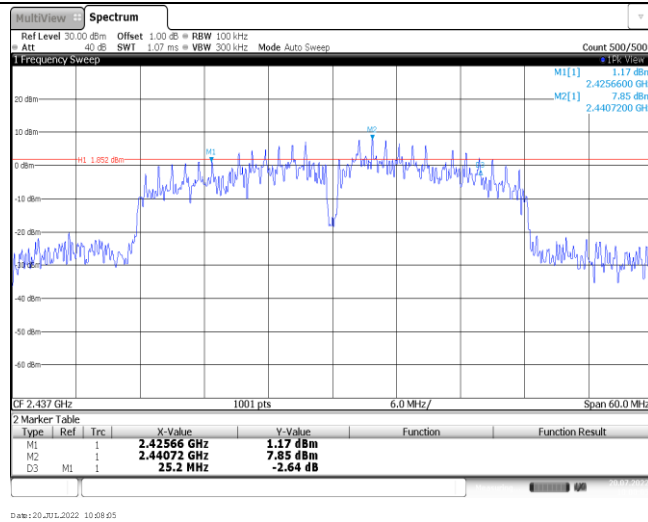


**802.11n(HT40)**

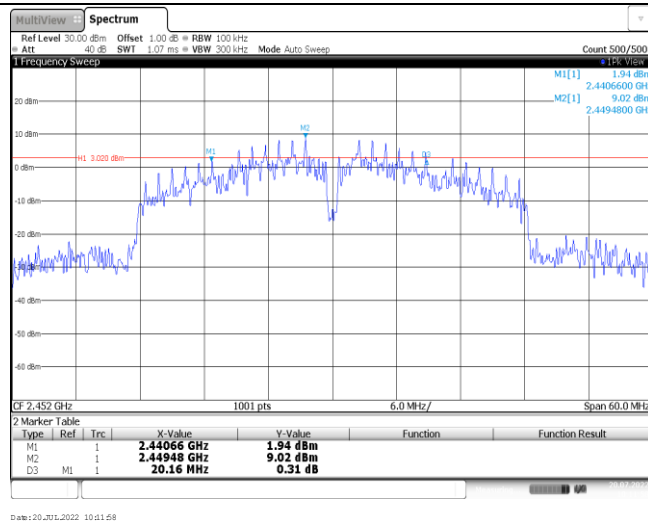
CH03



CH06



CH09



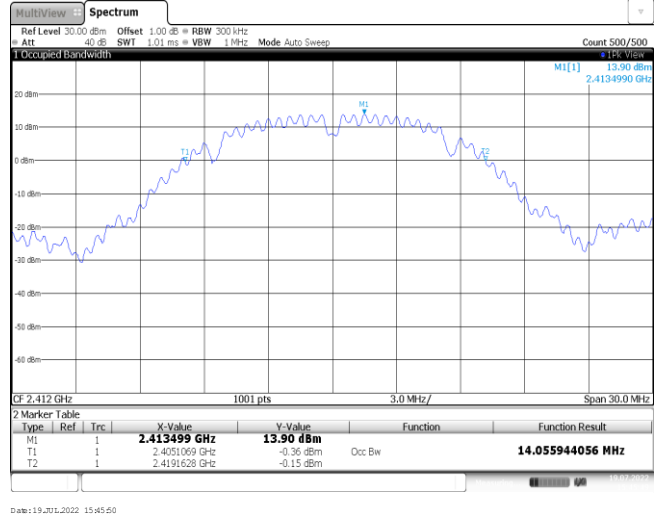


**Appendix D: 99% Occupied Bandwidth**

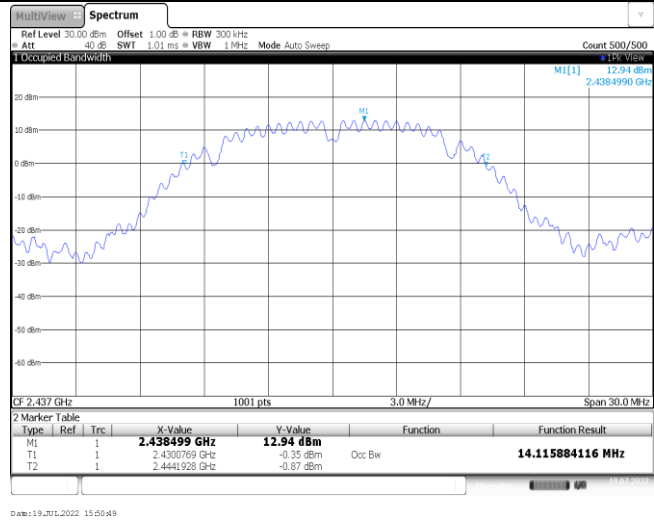
Type	Channel	99% Bandwidth (MHz)	Limit (kHz)	Result
802.11b	01	14.06	-	Pass
	06	14.12		
	11	14.93		
802.11g	01	16.54	-	Pass
	06	17.23		
	11	18.04		
802.11n(HT20)	01	17.62	-	Pass
	06	18.43		
	11	18.70		
802.11n(HT40)	03	34.77	-	Pass
	06	35.31		
	09	34.41		

**802.11 b**

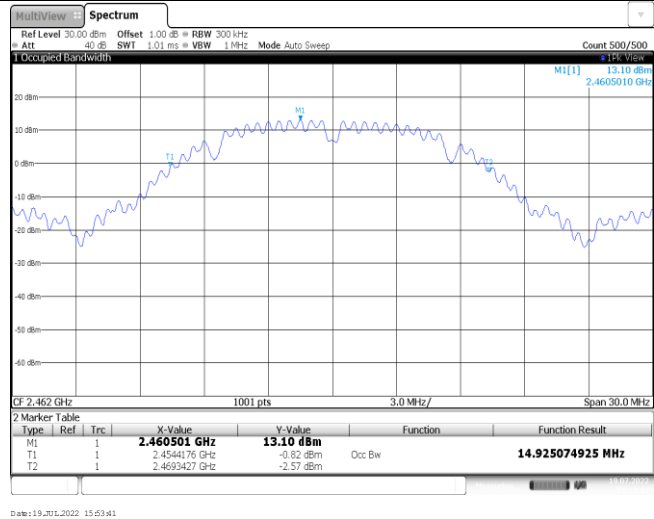
CH01



CH06

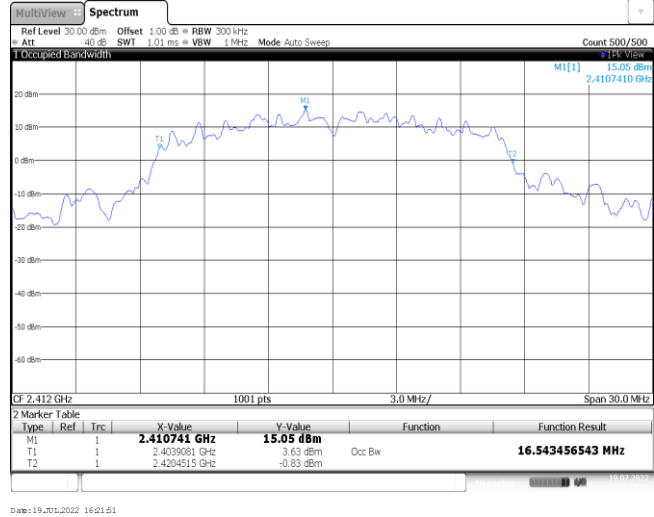


CH11

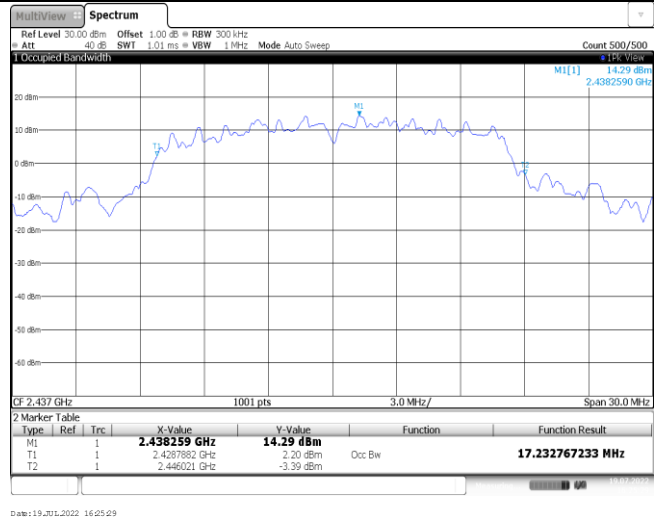


**802.11 g**

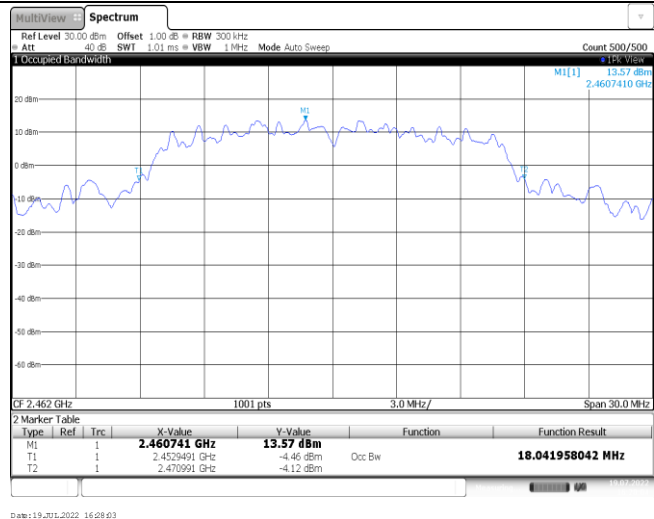
CH01



CH06

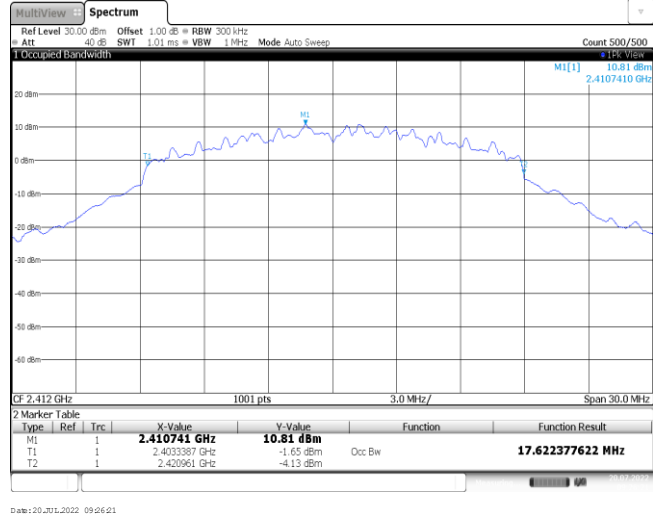


CH11

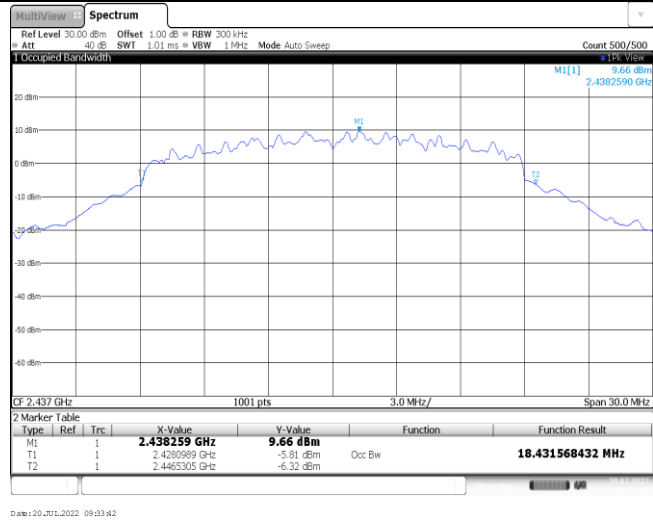


802.11n(HT20)

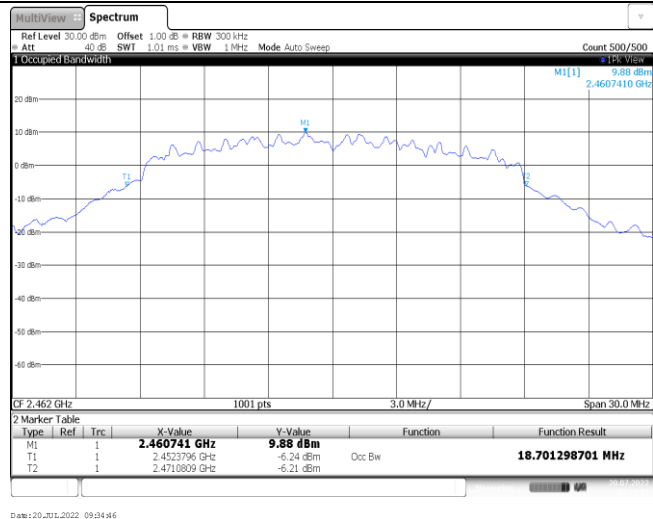
CH01



CH06

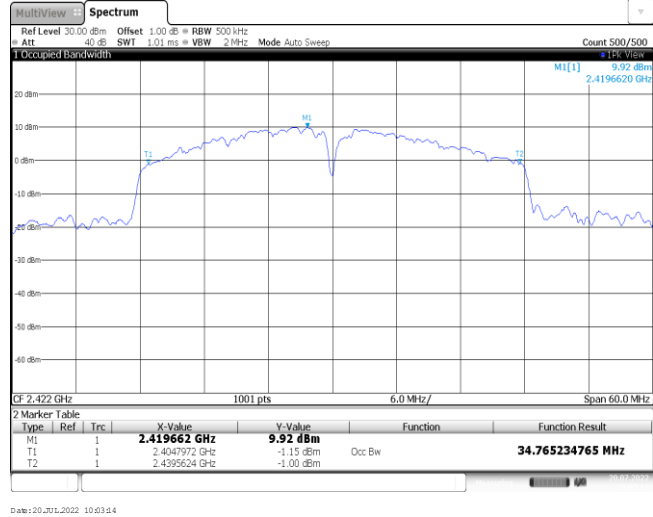


CH11

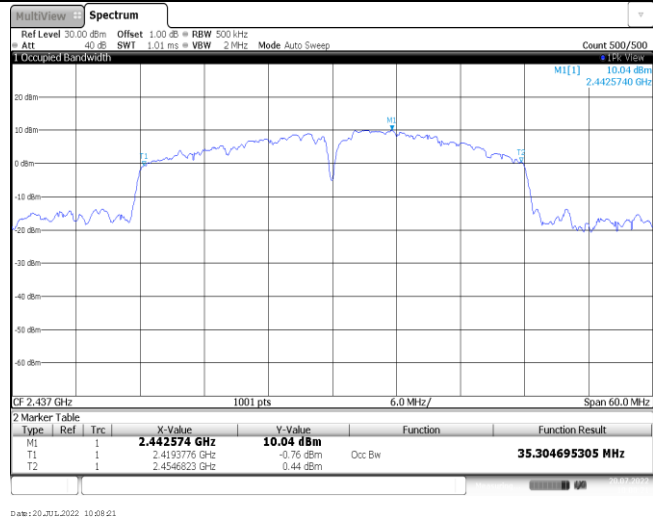


**802.11n(HT40)**

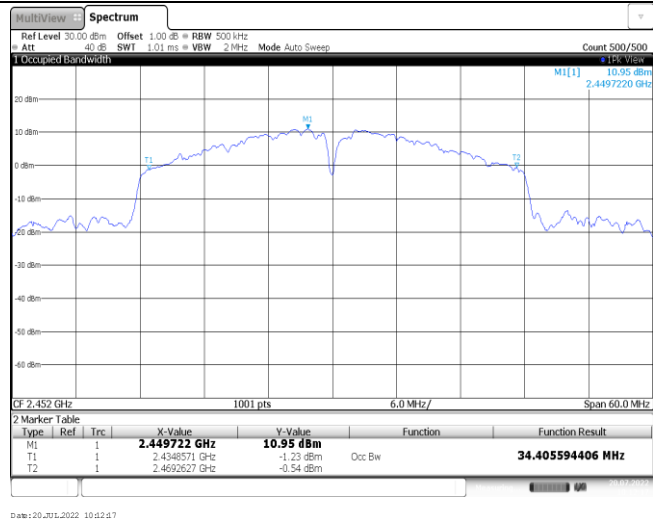
CH03



CH06

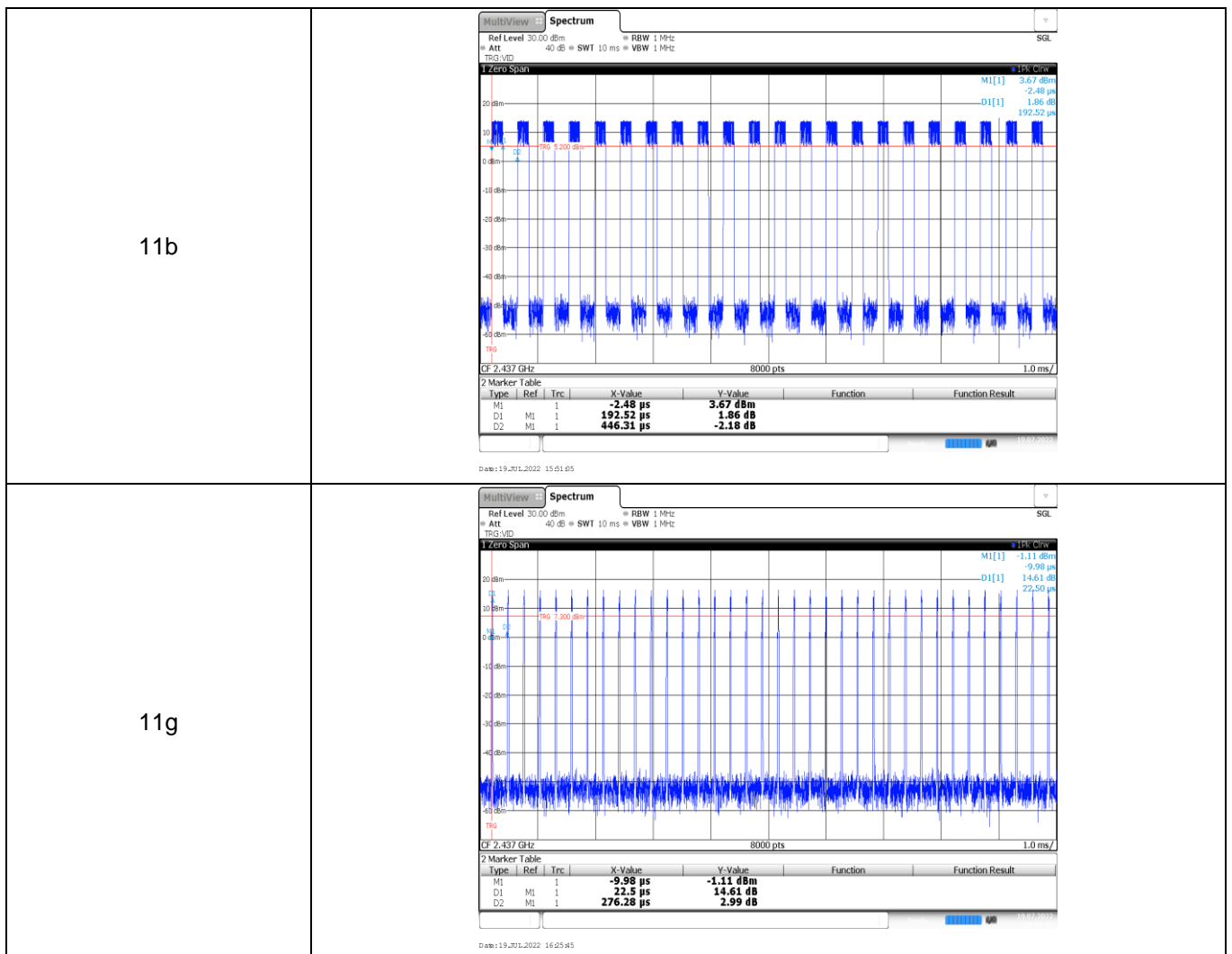


CH09

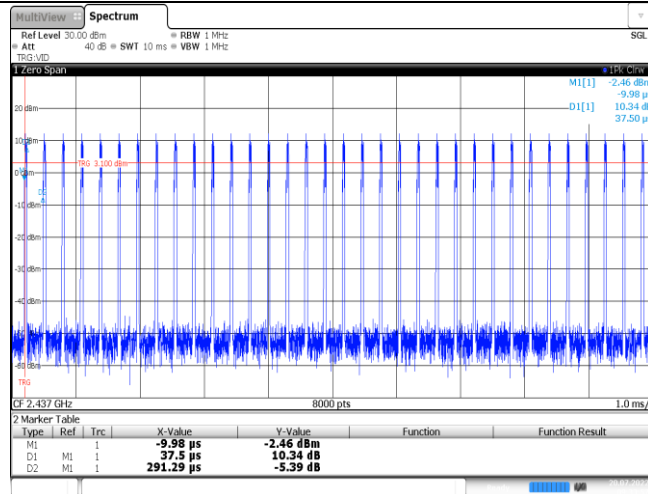


### Appendix E: Duty Cycle

Modulation Type	Test Frequency (MHz)	T <sub>on time</sub> for single burst (ms)	T <sub>period</sub> (ms)	Duty cycle	1/T <sub>on time</sub> (kHz)
11b	2437	0.19	0.45	0.19	0.45
11g	2437	0.02	0.28	0.02	0.28
11n20	2437	0.04	0.29	0.04	0.29
11n40	2437	0.04	0.29	0.04	0.29

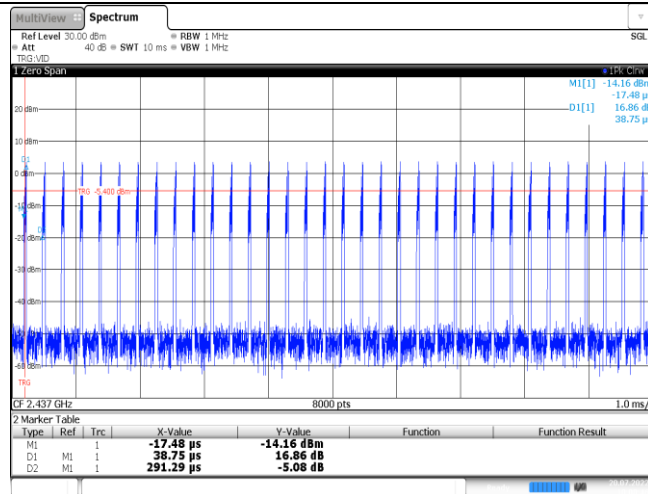


11n20



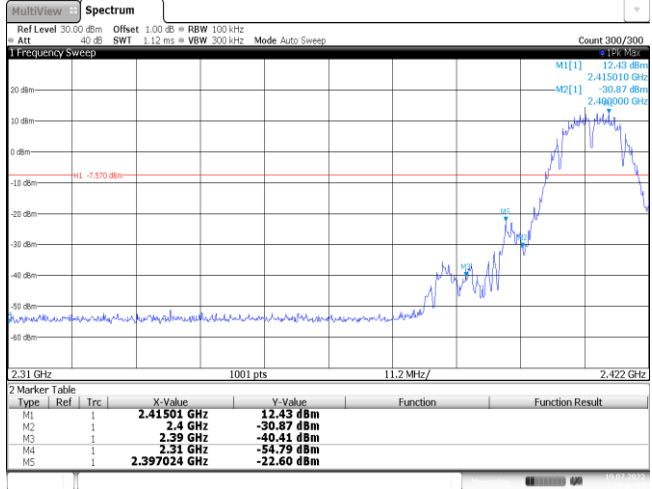
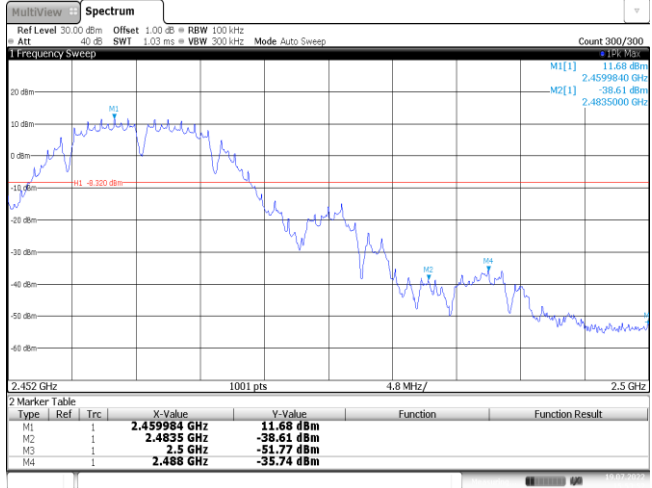
Date: 20.JUL.2022 09:33:58

11n40

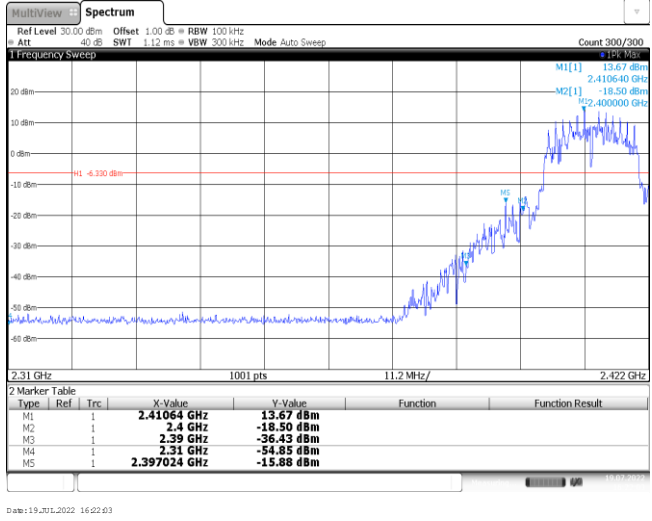
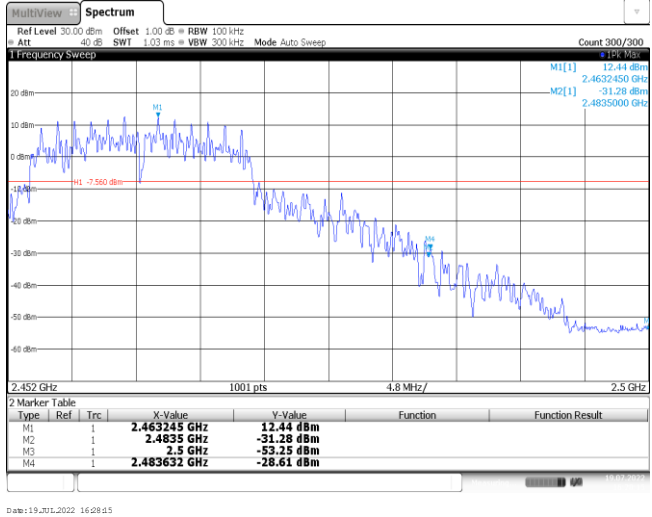


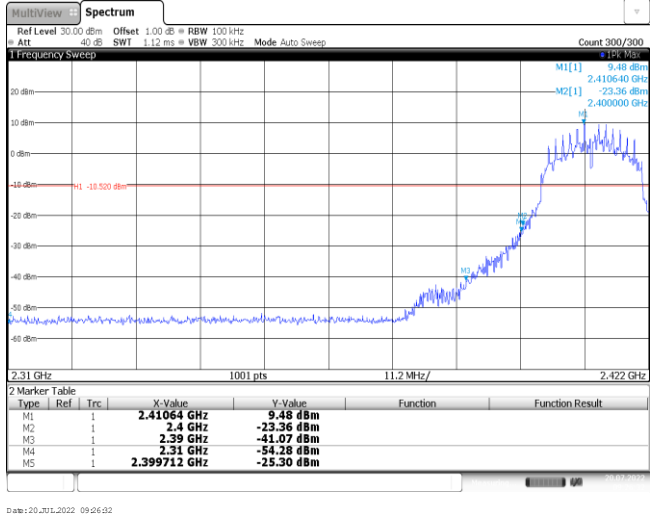
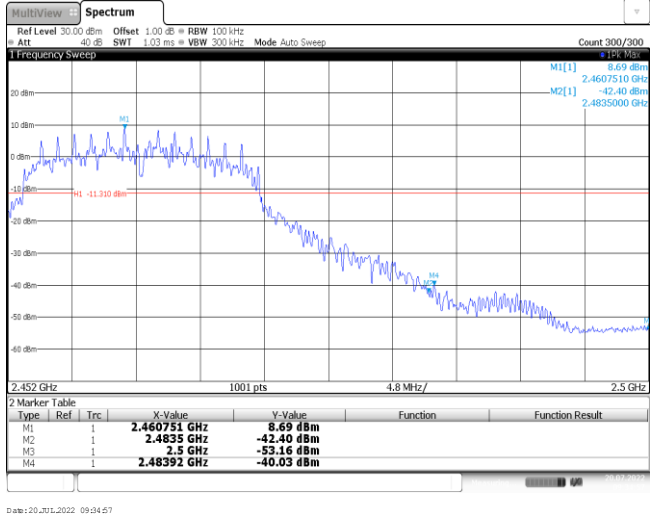
Date: 20.JUL.2022 10:58:53

### Appendix F: Band Edge and Spurious Emissions (Conducted)

Test Item:	Bandedge	802.11 b	Antenna 0																																										
CH01	 <p><b>2 Marker Table</b></p> <table border="1"> <thead> <tr> <th>Type</th> <th>Ref</th> <th>Trc</th> <th>X-Value</th> <th>Y-Value</th> <th>Function</th> <th>Function Result</th> </tr> </thead> <tbody> <tr> <td>M1</td> <td>1</td> <td></td> <td>2.41501 GHz</td> <td>12.43 dBm</td> <td></td> <td></td> </tr> <tr> <td>M2</td> <td>1</td> <td></td> <td>2.4 GHz</td> <td>-30.87 dBm</td> <td></td> <td></td> </tr> <tr> <td>M3</td> <td>1</td> <td></td> <td>2.39 GHz</td> <td>-40.41 dBm</td> <td></td> <td></td> </tr> <tr> <td>M4</td> <td>1</td> <td></td> <td>2.31 GHz</td> <td>-54.75 dBm</td> <td></td> <td></td> </tr> <tr> <td>M5</td> <td>1</td> <td></td> <td>2.397024 GHz</td> <td>-22.60 dBm</td> <td></td> <td></td> </tr> </tbody> </table> <p>Date: 19_JUL_2022 15:46:02</p>			Type	Ref	Trc	X-Value	Y-Value	Function	Function Result	M1	1		2.41501 GHz	12.43 dBm			M2	1		2.4 GHz	-30.87 dBm			M3	1		2.39 GHz	-40.41 dBm			M4	1		2.31 GHz	-54.75 dBm			M5	1		2.397024 GHz	-22.60 dBm		
Type	Ref	Trc	X-Value	Y-Value	Function	Function Result																																							
M1	1		2.41501 GHz	12.43 dBm																																									
M2	1		2.4 GHz	-30.87 dBm																																									
M3	1		2.39 GHz	-40.41 dBm																																									
M4	1		2.31 GHz	-54.75 dBm																																									
M5	1		2.397024 GHz	-22.60 dBm																																									
CH11	 <p><b>2 Marker Table</b></p> <table border="1"> <thead> <tr> <th>Type</th> <th>Ref</th> <th>Trc</th> <th>X-Value</th> <th>Y-Value</th> <th>Function</th> <th>Function Result</th> </tr> </thead> <tbody> <tr> <td>M1</td> <td>1</td> <td></td> <td>2.459984 GHz</td> <td>11.68 dBm</td> <td></td> <td></td> </tr> <tr> <td>M2</td> <td>1</td> <td></td> <td>2.4835 GHz</td> <td>-38.61 dBm</td> <td></td> <td></td> </tr> <tr> <td>M3</td> <td>1</td> <td></td> <td>2.5 GHz</td> <td>-51.77 dBm</td> <td></td> <td></td> </tr> <tr> <td>M4</td> <td>1</td> <td></td> <td>2.488 GHz</td> <td>-35.74 dBm</td> <td></td> <td></td> </tr> </tbody> </table> <p>Date: 19_JUL_2022 15:53:52</p>			Type	Ref	Trc	X-Value	Y-Value	Function	Function Result	M1	1		2.459984 GHz	11.68 dBm			M2	1		2.4835 GHz	-38.61 dBm			M3	1		2.5 GHz	-51.77 dBm			M4	1		2.488 GHz	-35.74 dBm									
Type	Ref	Trc	X-Value	Y-Value	Function	Function Result																																							
M1	1		2.459984 GHz	11.68 dBm																																									
M2	1		2.4835 GHz	-38.61 dBm																																									
M3	1		2.5 GHz	-51.77 dBm																																									
M4	1		2.488 GHz	-35.74 dBm																																									



Test Item:	Bandedge	802.11 g	Antenna 0																																										
CH01	 <p>2 Marker Table</p> <table border="1"> <thead> <tr> <th>Type</th> <th>Ref</th> <th>Trc</th> <th>X-Value</th> <th>Y-Value</th> <th>Function</th> <th>Function Result</th> </tr> </thead> <tbody> <tr> <td>M1</td> <td>1</td> <td></td> <td>2.41064 GHz</td> <td>13.67 dBm</td> <td></td> <td></td> </tr> <tr> <td>M2</td> <td>1</td> <td></td> <td>2.4 GHz</td> <td>-18.50 dBm</td> <td></td> <td></td> </tr> <tr> <td>M3</td> <td>1</td> <td></td> <td>2.39 GHz</td> <td>-36.43 dBm</td> <td></td> <td></td> </tr> <tr> <td>M4</td> <td>1</td> <td></td> <td>2.31 GHz</td> <td>-54.85 dBm</td> <td></td> <td></td> </tr> <tr> <td>M5</td> <td>1</td> <td></td> <td>2.397024 GHz</td> <td>-15.88 dBm</td> <td></td> <td></td> </tr> </tbody> </table> <p>Date:19.10.2022 16:22:03</p>			Type	Ref	Trc	X-Value	Y-Value	Function	Function Result	M1	1		2.41064 GHz	13.67 dBm			M2	1		2.4 GHz	-18.50 dBm			M3	1		2.39 GHz	-36.43 dBm			M4	1		2.31 GHz	-54.85 dBm			M5	1		2.397024 GHz	-15.88 dBm		
Type	Ref	Trc	X-Value	Y-Value	Function	Function Result																																							
M1	1		2.41064 GHz	13.67 dBm																																									
M2	1		2.4 GHz	-18.50 dBm																																									
M3	1		2.39 GHz	-36.43 dBm																																									
M4	1		2.31 GHz	-54.85 dBm																																									
M5	1		2.397024 GHz	-15.88 dBm																																									
CH11	 <p>2 Marker Table</p> <table border="1"> <thead> <tr> <th>Type</th> <th>Ref</th> <th>Trc</th> <th>X-Value</th> <th>Y-Value</th> <th>Function</th> <th>Function Result</th> </tr> </thead> <tbody> <tr> <td>M1</td> <td>1</td> <td></td> <td>2.463245 GHz</td> <td>12.44 dBm</td> <td></td> <td></td> </tr> <tr> <td>M2</td> <td>1</td> <td></td> <td>2.4835 GHz</td> <td>-31.28 dBm</td> <td></td> <td></td> </tr> <tr> <td>M3</td> <td>1</td> <td></td> <td>2.5 GHz</td> <td>-53.25 dBm</td> <td></td> <td></td> </tr> <tr> <td>M4</td> <td>1</td> <td></td> <td>2.483632 GHz</td> <td>-28.61 dBm</td> <td></td> <td></td> </tr> </tbody> </table> <p>Date:19.10.2022 16:28:15</p>			Type	Ref	Trc	X-Value	Y-Value	Function	Function Result	M1	1		2.463245 GHz	12.44 dBm			M2	1		2.4835 GHz	-31.28 dBm			M3	1		2.5 GHz	-53.25 dBm			M4	1		2.483632 GHz	-28.61 dBm									
Type	Ref	Trc	X-Value	Y-Value	Function	Function Result																																							
M1	1		2.463245 GHz	12.44 dBm																																									
M2	1		2.4835 GHz	-31.28 dBm																																									
M3	1		2.5 GHz	-53.25 dBm																																									
M4	1		2.483632 GHz	-28.61 dBm																																									

Test Item:	Bandedge	802.11 n(HT20)	Antenna 0																																										
CH01	 <p><b>2 Marker Table</b></p> <table border="1"> <thead> <tr> <th>Type</th> <th>Ref</th> <th>Trc</th> <th>X-Value</th> <th>Y-Value</th> <th>Function</th> <th>Function Result</th> </tr> </thead> <tbody> <tr> <td>M1</td> <td>1</td> <td></td> <td>2.41064 GHz</td> <td>9.48 dBm</td> <td></td> <td></td> </tr> <tr> <td>M2</td> <td>1</td> <td></td> <td>2.4 GHz</td> <td>-23.36 dBm</td> <td></td> <td></td> </tr> <tr> <td>M3</td> <td>1</td> <td></td> <td>2.39 GHz</td> <td>-41.07 dBm</td> <td></td> <td></td> </tr> <tr> <td>M4</td> <td>1</td> <td></td> <td>2.31 GHz</td> <td>-54.28 dBm</td> <td></td> <td></td> </tr> <tr> <td>M5</td> <td>1</td> <td></td> <td>2.399712 GHz</td> <td>-25.30 dBm</td> <td></td> <td></td> </tr> </tbody> </table> <p>Date: 20.10.1.2022 09:26:02</p>			Type	Ref	Trc	X-Value	Y-Value	Function	Function Result	M1	1		2.41064 GHz	9.48 dBm			M2	1		2.4 GHz	-23.36 dBm			M3	1		2.39 GHz	-41.07 dBm			M4	1		2.31 GHz	-54.28 dBm			M5	1		2.399712 GHz	-25.30 dBm		
Type	Ref	Trc	X-Value	Y-Value	Function	Function Result																																							
M1	1		2.41064 GHz	9.48 dBm																																									
M2	1		2.4 GHz	-23.36 dBm																																									
M3	1		2.39 GHz	-41.07 dBm																																									
M4	1		2.31 GHz	-54.28 dBm																																									
M5	1		2.399712 GHz	-25.30 dBm																																									
CH11	 <p><b>2 Marker Table</b></p> <table border="1"> <thead> <tr> <th>Type</th> <th>Ref</th> <th>Trc</th> <th>X-Value</th> <th>Y-Value</th> <th>Function</th> <th>Function Result</th> </tr> </thead> <tbody> <tr> <td>M1</td> <td>1</td> <td></td> <td>2.460751 GHz</td> <td>8.69 dBm</td> <td></td> <td></td> </tr> <tr> <td>M2</td> <td>1</td> <td></td> <td>2.4835 GHz</td> <td>-42.40 dBm</td> <td></td> <td></td> </tr> <tr> <td>M3</td> <td>1</td> <td></td> <td>2.5 GHz</td> <td>-53.16 dBm</td> <td></td> <td></td> </tr> <tr> <td>M4</td> <td>1</td> <td></td> <td>2.48392 GHz</td> <td>-40.03 dBm</td> <td></td> <td></td> </tr> </tbody> </table> <p>Date: 20.10.1.2022 09:34:57</p>			Type	Ref	Trc	X-Value	Y-Value	Function	Function Result	M1	1		2.460751 GHz	8.69 dBm			M2	1		2.4835 GHz	-42.40 dBm			M3	1		2.5 GHz	-53.16 dBm			M4	1		2.48392 GHz	-40.03 dBm									
Type	Ref	Trc	X-Value	Y-Value	Function	Function Result																																							
M1	1		2.460751 GHz	8.69 dBm																																									
M2	1		2.4835 GHz	-42.40 dBm																																									
M3	1		2.5 GHz	-53.16 dBm																																									
M4	1		2.48392 GHz	-40.03 dBm																																									

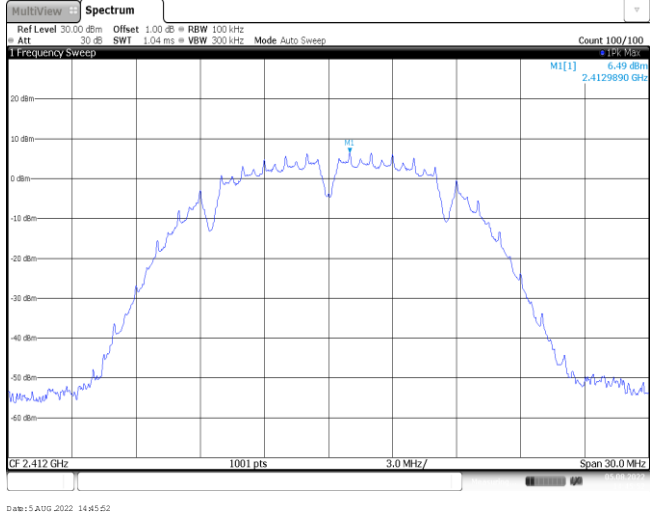
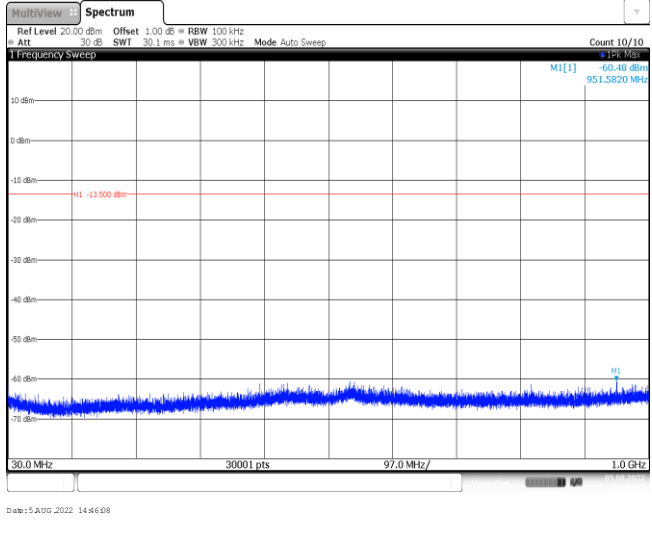
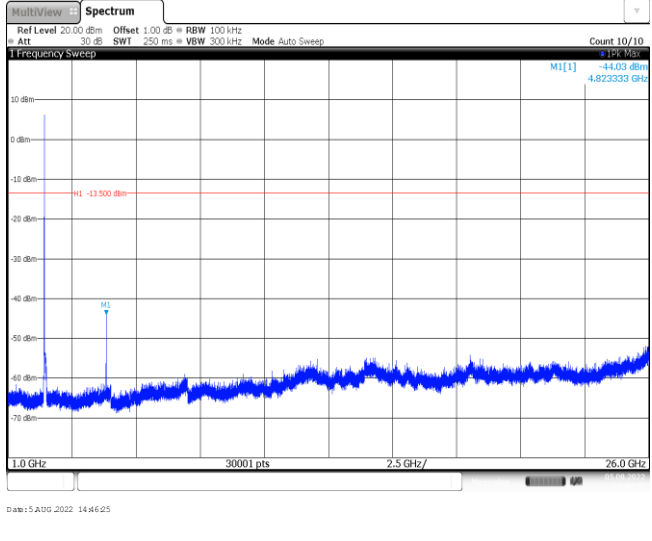
Test Item:	Bandedge	802.11 n(HT40)	Antenna 0																																										
CH03	<p>2 Marker Table</p> <table border="1"> <thead> <tr> <th>Type</th> <th>Ref</th> <th>Trc</th> <th>X-Value</th> <th>Y-Value</th> <th>Function</th> <th>Function Result</th> </tr> </thead> <tbody> <tr> <td>M1</td> <td>1</td> <td></td> <td>2.41938 GHz</td> <td>7.94 dBm</td> <td></td> <td></td> </tr> <tr> <td>M2</td> <td>1</td> <td></td> <td>2.4 GHz</td> <td>-29.01 dBm</td> <td></td> <td></td> </tr> <tr> <td>M3</td> <td>1</td> <td></td> <td>2.39 GHz</td> <td>-36.64 dBm</td> <td></td> <td></td> </tr> <tr> <td>M4</td> <td>1</td> <td></td> <td>2.31 GHz</td> <td>-54.47 dBm</td> <td></td> <td></td> </tr> <tr> <td>M5</td> <td>1</td> <td></td> <td>2.397384 GHz</td> <td>-24.07 dBm</td> <td></td> <td></td> </tr> </tbody> </table> <p>Date: 20.10.1.2022 10:03:06</p>			Type	Ref	Trc	X-Value	Y-Value	Function	Function Result	M1	1		2.41938 GHz	7.94 dBm			M2	1		2.4 GHz	-29.01 dBm			M3	1		2.39 GHz	-36.64 dBm			M4	1		2.31 GHz	-54.47 dBm			M5	1		2.397384 GHz	-24.07 dBm		
Type	Ref	Trc	X-Value	Y-Value	Function	Function Result																																							
M1	1		2.41938 GHz	7.94 dBm																																									
M2	1		2.4 GHz	-29.01 dBm																																									
M3	1		2.39 GHz	-36.64 dBm																																									
M4	1		2.31 GHz	-54.47 dBm																																									
M5	1		2.397384 GHz	-24.07 dBm																																									
CH09	<p>2 Marker Table</p> <table border="1"> <thead> <tr> <th>Type</th> <th>Ref</th> <th>Trc</th> <th>X-Value</th> <th>Y-Value</th> <th>Function</th> <th>Function Result</th> </tr> </thead> <tbody> <tr> <td>M1</td> <td>1</td> <td></td> <td>2.449493 GHz</td> <td>8.99 dBm</td> <td></td> <td></td> </tr> <tr> <td>M2</td> <td>1</td> <td></td> <td>2.4835 GHz</td> <td>-30.64 dBm</td> <td></td> <td></td> </tr> <tr> <td>M3</td> <td>1</td> <td></td> <td>2.5 GHz</td> <td>-54.43 dBm</td> <td></td> <td></td> </tr> <tr> <td>M4</td> <td>1</td> <td></td> <td>2.484496 GHz</td> <td>-28.52 dBm</td> <td></td> <td></td> </tr> </tbody> </table> <p>Date: 20.10.1.2022 10:12:05</p>			Type	Ref	Trc	X-Value	Y-Value	Function	Function Result	M1	1		2.449493 GHz	8.99 dBm			M2	1		2.4835 GHz	-30.64 dBm			M3	1		2.5 GHz	-54.43 dBm			M4	1		2.484496 GHz	-28.52 dBm									
Type	Ref	Trc	X-Value	Y-Value	Function	Function Result																																							
M1	1		2.449493 GHz	8.99 dBm																																									
M2	1		2.4835 GHz	-30.64 dBm																																									
M3	1		2.5 GHz	-54.43 dBm																																									
M4	1		2.484496 GHz	-28.52 dBm																																									

Test Item:	Bandedge	802.11 b	Antenna 1																																										
CH01	<p><b>2 Marker Table</b></p> <table border="1"> <thead> <tr> <th>Type</th> <th>Ref</th> <th>Trc</th> <th>X-Value</th> <th>Y-Value</th> <th>Function</th> <th>Function Result</th> </tr> </thead> <tbody> <tr> <td>M1</td> <td>1</td> <td></td> <td>2.41064 GHz</td> <td>13.40 dBm</td> <td></td> <td></td> </tr> <tr> <td>M2</td> <td>1</td> <td></td> <td>2.4 GHz</td> <td>-18.81 dBm</td> <td></td> <td></td> </tr> <tr> <td>M3</td> <td>1</td> <td></td> <td>2.39 GHz</td> <td>-34.54 dBm</td> <td></td> <td></td> </tr> <tr> <td>M4</td> <td>1</td> <td></td> <td>2.31 GHz</td> <td>-55.13 dBm</td> <td></td> <td></td> </tr> <tr> <td>M5</td> <td>1</td> <td></td> <td>2.399488 GHz</td> <td>-14.60 dBm</td> <td></td> <td></td> </tr> </tbody> </table> <p>Date: 19.10.2022 16:40:54</p>			Type	Ref	Trc	X-Value	Y-Value	Function	Function Result	M1	1		2.41064 GHz	13.40 dBm			M2	1		2.4 GHz	-18.81 dBm			M3	1		2.39 GHz	-34.54 dBm			M4	1		2.31 GHz	-55.13 dBm			M5	1		2.399488 GHz	-14.60 dBm		
Type	Ref	Trc	X-Value	Y-Value	Function	Function Result																																							
M1	1		2.41064 GHz	13.40 dBm																																									
M2	1		2.4 GHz	-18.81 dBm																																									
M3	1		2.39 GHz	-34.54 dBm																																									
M4	1		2.31 GHz	-55.13 dBm																																									
M5	1		2.399488 GHz	-14.60 dBm																																									
CH11	<p><b>2 Marker Table</b></p> <table border="1"> <thead> <tr> <th>Type</th> <th>Ref</th> <th>Trc</th> <th>X-Value</th> <th>Y-Value</th> <th>Function</th> <th>Function Result</th> </tr> </thead> <tbody> <tr> <td>M1</td> <td>1</td> <td></td> <td>2.460751 GHz</td> <td>12.37 dBm</td> <td></td> <td></td> </tr> <tr> <td>M2</td> <td>1</td> <td></td> <td>2.4835 GHz</td> <td>-29.94 dBm</td> <td></td> <td></td> </tr> <tr> <td>M3</td> <td>1</td> <td></td> <td>2.5 GHz</td> <td>-53.75 dBm</td> <td></td> <td></td> </tr> <tr> <td>M4</td> <td>1</td> <td></td> <td>2.483632 GHz</td> <td>-26.48 dBm</td> <td></td> <td></td> </tr> </tbody> </table> <p>Date: 19.10.2022 16:47:51</p>			Type	Ref	Trc	X-Value	Y-Value	Function	Function Result	M1	1		2.460751 GHz	12.37 dBm			M2	1		2.4835 GHz	-29.94 dBm			M3	1		2.5 GHz	-53.75 dBm			M4	1		2.483632 GHz	-26.48 dBm									
Type	Ref	Trc	X-Value	Y-Value	Function	Function Result																																							
M1	1		2.460751 GHz	12.37 dBm																																									
M2	1		2.4835 GHz	-29.94 dBm																																									
M3	1		2.5 GHz	-53.75 dBm																																									
M4	1		2.483632 GHz	-26.48 dBm																																									

Test Item:	Bandedge	802.11 g	Antenna 1																																										
CH01	<p>2 Marker Table</p> <table border="1"> <thead> <tr> <th>Type</th> <th>Ref</th> <th>Trc</th> <th>X-Value</th> <th>Y-Value</th> <th>Function</th> <th>Function Result</th> </tr> </thead> <tbody> <tr> <td>M1</td> <td>1</td> <td></td> <td>2.41064 GHz</td> <td>5.22 dBm</td> <td></td> <td></td> </tr> <tr> <td>M2</td> <td>1</td> <td></td> <td>2.4 GHz</td> <td>-41.74 dBm</td> <td></td> <td></td> </tr> <tr> <td>M3</td> <td>1</td> <td></td> <td>2.39 GHz</td> <td>-52.49 dBm</td> <td></td> <td></td> </tr> <tr> <td>M4</td> <td>1</td> <td></td> <td>2.31 GHz</td> <td>-54.34 dBm</td> <td></td> <td></td> </tr> <tr> <td>M5</td> <td>1</td> <td></td> <td>2.399712 GHz</td> <td>-40.27 dBm</td> <td></td> <td></td> </tr> </tbody> </table> <p>Date: 19.10.2022 16:31:66</p>			Type	Ref	Trc	X-Value	Y-Value	Function	Function Result	M1	1		2.41064 GHz	5.22 dBm			M2	1		2.4 GHz	-41.74 dBm			M3	1		2.39 GHz	-52.49 dBm			M4	1		2.31 GHz	-54.34 dBm			M5	1		2.399712 GHz	-40.27 dBm		
Type	Ref	Trc	X-Value	Y-Value	Function	Function Result																																							
M1	1		2.41064 GHz	5.22 dBm																																									
M2	1		2.4 GHz	-41.74 dBm																																									
M3	1		2.39 GHz	-52.49 dBm																																									
M4	1		2.31 GHz	-54.34 dBm																																									
M5	1		2.399712 GHz	-40.27 dBm																																									
CH11	<p>2 Marker Table</p> <table border="1"> <thead> <tr> <th>Type</th> <th>Ref</th> <th>Trc</th> <th>X-Value</th> <th>Y-Value</th> <th>Function</th> <th>Function Result</th> </tr> </thead> <tbody> <tr> <td>M1</td> <td>1</td> <td></td> <td>2.460751 GHz</td> <td>6.63 dBm</td> <td></td> <td></td> </tr> <tr> <td>M2</td> <td>1</td> <td></td> <td>2.4835 GHz</td> <td>-50.19 dBm</td> <td></td> <td></td> </tr> <tr> <td>M3</td> <td>1</td> <td></td> <td>2.5 GHz</td> <td>-53.85 dBm</td> <td></td> <td></td> </tr> <tr> <td>M4</td> <td>1</td> <td></td> <td>2.48824 GHz</td> <td>-48.39 dBm</td> <td></td> <td></td> </tr> </tbody> </table> <p>Date: 19.10.2022 16:36:85</p>			Type	Ref	Trc	X-Value	Y-Value	Function	Function Result	M1	1		2.460751 GHz	6.63 dBm			M2	1		2.4835 GHz	-50.19 dBm			M3	1		2.5 GHz	-53.85 dBm			M4	1		2.48824 GHz	-48.39 dBm									
Type	Ref	Trc	X-Value	Y-Value	Function	Function Result																																							
M1	1		2.460751 GHz	6.63 dBm																																									
M2	1		2.4835 GHz	-50.19 dBm																																									
M3	1		2.5 GHz	-53.85 dBm																																									
M4	1		2.48824 GHz	-48.39 dBm																																									

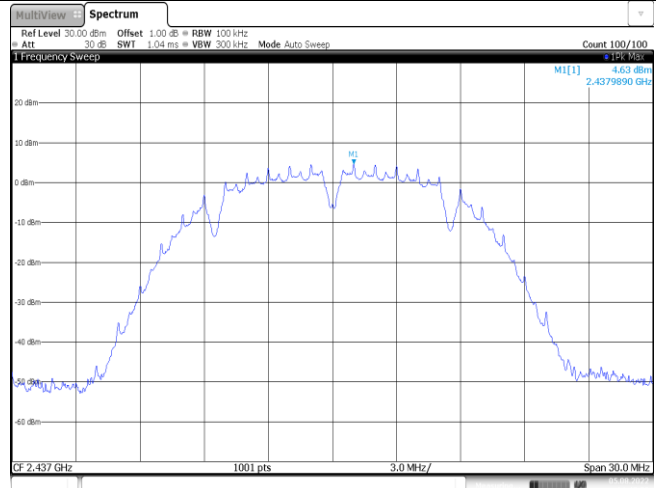
Test Item:	Bandedge	802.11 n(HT20)	Antenna 1																																										
CH01	<p>2 Marker Table</p> <table border="1"> <thead> <tr> <th>Type</th> <th>Ref</th> <th>Trc</th> <th>X-Value</th> <th>Y-Value</th> <th>Function</th> <th>Function Result</th> </tr> </thead> <tbody> <tr> <td>M1</td> <td>1</td> <td></td> <td>2.41064 GHz</td> <td>8.76 dBm</td> <td></td> <td></td> </tr> <tr> <td>M2</td> <td>1</td> <td></td> <td>2.4 GHz</td> <td>-21.07 dBm</td> <td></td> <td></td> </tr> <tr> <td>M3</td> <td>1</td> <td></td> <td>2.39 GHz</td> <td>-37.46 dBm</td> <td></td> <td></td> </tr> <tr> <td>M4</td> <td>1</td> <td></td> <td>2.31 GHz</td> <td>-54.56 dBm</td> <td></td> <td></td> </tr> <tr> <td>M5</td> <td>1</td> <td></td> <td>2.399824 GHz</td> <td>-22.17 dBm</td> <td></td> <td></td> </tr> </tbody> </table> <p>Date: 20.10.1.2022 09:17:05</p>			Type	Ref	Trc	X-Value	Y-Value	Function	Function Result	M1	1		2.41064 GHz	8.76 dBm			M2	1		2.4 GHz	-21.07 dBm			M3	1		2.39 GHz	-37.46 dBm			M4	1		2.31 GHz	-54.56 dBm			M5	1		2.399824 GHz	-22.17 dBm		
Type	Ref	Trc	X-Value	Y-Value	Function	Function Result																																							
M1	1		2.41064 GHz	8.76 dBm																																									
M2	1		2.4 GHz	-21.07 dBm																																									
M3	1		2.39 GHz	-37.46 dBm																																									
M4	1		2.31 GHz	-54.56 dBm																																									
M5	1		2.399824 GHz	-22.17 dBm																																									
CH11	<p>2 Marker Table</p> <table border="1"> <thead> <tr> <th>Type</th> <th>Ref</th> <th>Trc</th> <th>X-Value</th> <th>Y-Value</th> <th>Function</th> <th>Function Result</th> </tr> </thead> <tbody> <tr> <td>M1</td> <td>1</td> <td></td> <td>2.460751 GHz</td> <td>9.35 dBm</td> <td></td> <td></td> </tr> <tr> <td>M2</td> <td>1</td> <td></td> <td>2.4835 GHz</td> <td>-40.64 dBm</td> <td></td> <td></td> </tr> <tr> <td>M3</td> <td>1</td> <td></td> <td>2.5 GHz</td> <td>-53.81 dBm</td> <td></td> <td></td> </tr> <tr> <td>M4</td> <td>1</td> <td></td> <td>2.487952 GHz</td> <td>-39.71 dBm</td> <td></td> <td></td> </tr> </tbody> </table> <p>Date: 20.10.1.2022 09:40:46</p>			Type	Ref	Trc	X-Value	Y-Value	Function	Function Result	M1	1		2.460751 GHz	9.35 dBm			M2	1		2.4835 GHz	-40.64 dBm			M3	1		2.5 GHz	-53.81 dBm			M4	1		2.487952 GHz	-39.71 dBm									
Type	Ref	Trc	X-Value	Y-Value	Function	Function Result																																							
M1	1		2.460751 GHz	9.35 dBm																																									
M2	1		2.4835 GHz	-40.64 dBm																																									
M3	1		2.5 GHz	-53.81 dBm																																									
M4	1		2.487952 GHz	-39.71 dBm																																									

Test Item:	Bandedge	802.11 n(HT40)	Antenna 1																																										
CH03	<p>2.31 GHz 1001 pts 13.2 MHz/ 2.442 GHz</p> <table border="1"> <thead> <tr> <th>Type</th> <th>Ref</th> <th>Trc</th> <th>X-Value</th> <th>Y-Value</th> <th>Function</th> <th>Function Result</th> </tr> </thead> <tbody> <tr> <td>M1</td> <td>1</td> <td></td> <td>2.41938 GHz</td> <td>8.29 dBm</td> <td></td> <td></td> </tr> <tr> <td>M2</td> <td>1</td> <td></td> <td>2.4 GHz</td> <td>-27.21 dBm</td> <td></td> <td></td> </tr> <tr> <td>M3</td> <td>1</td> <td></td> <td>2.39 GHz</td> <td>-36.06 dBm</td> <td></td> <td></td> </tr> <tr> <td>M4</td> <td>1</td> <td></td> <td>2.31 GHz</td> <td>-54.01 dBm</td> <td></td> <td></td> </tr> <tr> <td>M5</td> <td>1</td> <td></td> <td>2.39448 GHz</td> <td>-23.03 dBm</td> <td></td> <td></td> </tr> </tbody> </table> <p>Date: 20.10.1.2022 10:05:07</p>			Type	Ref	Trc	X-Value	Y-Value	Function	Function Result	M1	1		2.41938 GHz	8.29 dBm			M2	1		2.4 GHz	-27.21 dBm			M3	1		2.39 GHz	-36.06 dBm			M4	1		2.31 GHz	-54.01 dBm			M5	1		2.39448 GHz	-23.03 dBm		
Type	Ref	Trc	X-Value	Y-Value	Function	Function Result																																							
M1	1		2.41938 GHz	8.29 dBm																																									
M2	1		2.4 GHz	-27.21 dBm																																									
M3	1		2.39 GHz	-36.06 dBm																																									
M4	1		2.31 GHz	-54.01 dBm																																									
M5	1		2.39448 GHz	-23.03 dBm																																									
CH09	<p>2.432 GHz 1001 pts 6.8 MHz/ 2.5 GHz</p> <table border="1"> <thead> <tr> <th>Type</th> <th>Ref</th> <th>Trc</th> <th>X-Value</th> <th>Y-Value</th> <th>Function</th> <th>Function Result</th> </tr> </thead> <tbody> <tr> <td>M1</td> <td>1</td> <td></td> <td>2.454519 GHz</td> <td>9.09 dBm</td> <td></td> <td></td> </tr> <tr> <td>M2</td> <td>1</td> <td></td> <td>2.4835 GHz</td> <td>-27.26 dBm</td> <td></td> <td></td> </tr> <tr> <td>M3</td> <td>1</td> <td></td> <td>2.5 GHz</td> <td>-54.57 dBm</td> <td></td> <td></td> </tr> <tr> <td>M4</td> <td>1</td> <td></td> <td>2.484496 GHz</td> <td>-25.49 dBm</td> <td></td> <td></td> </tr> </tbody> </table> <p>Date: 20.10.1.2022 10:03:51</p>			Type	Ref	Trc	X-Value	Y-Value	Function	Function Result	M1	1		2.454519 GHz	9.09 dBm			M2	1		2.4835 GHz	-27.26 dBm			M3	1		2.5 GHz	-54.57 dBm			M4	1		2.484496 GHz	-25.49 dBm									
Type	Ref	Trc	X-Value	Y-Value	Function	Function Result																																							
M1	1		2.454519 GHz	9.09 dBm																																									
M2	1		2.4835 GHz	-27.26 dBm																																									
M3	1		2.5 GHz	-54.57 dBm																																									
M4	1		2.484496 GHz	-25.49 dBm																																									

Test Item:	SE	802.11 b	Antenna 0
Reference level CH01	 <p>The spectrum plot shows a signal centered at 2.412 GHz. The peak level is 6.49 dBm. The plot includes parameters: Ref Level 30.00 dBm, Offset 1.00 dB, RBW 100 kHz, Att 30 dB, SWI 1.04 ms, VBW 300 kHz, Mode Auto Sweep, Count 100/100, 1PK Mag, MI[1] 6.49 dBm, 2.4129890 GHz, Span 30.0 MHz, 1001 pts, 3.0 MHz/.</p>		
CH01	 <p>The spectrum plot shows a signal centered at 951.5820 MHz. The peak level is -60.48 dBm. The plot includes parameters: Ref Level 20.00 dBm, Offset 1.00 dB, RBW 100 kHz, Att 30 dB, SWI 30.1 ms, VBW 300 kHz, Mode Auto Sweep, Count 10/10, 1PK Mag, MI[1] -60.48 dBm, 951.5820 MHz, Span 30.0 MHz, 30001 pts, 97.0 MHz/.</p>		
	 <p>The spectrum plot shows a signal centered at 4.823333 GHz. The peak level is -44.03 dBm. The plot includes parameters: Ref Level 20.00 dBm, Offset 1.00 dB, RBW 100 kHz, Att 30 dB, SWI 250 ms, VBW 300 kHz, Mode Auto Sweep, Count 10/10, 1PK Mag, MI[1] -44.03 dBm, 4.823333 GHz, Span 1.0 GHz, 30001 pts, 2.5 GHz/.</p>		

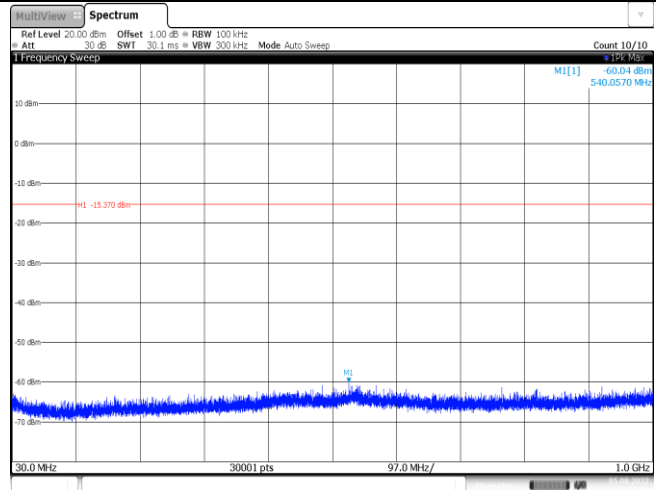


Reference level CH06

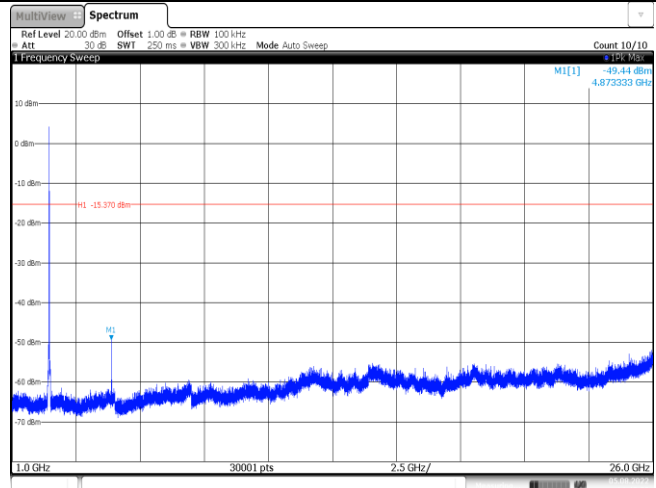


Date: 5.AUG.2022 14:47:28

CH06

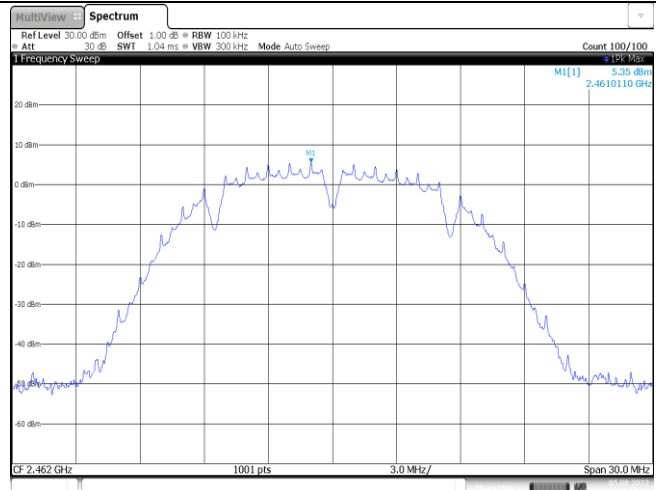


Date: 5.AUG.2022 14:47:44

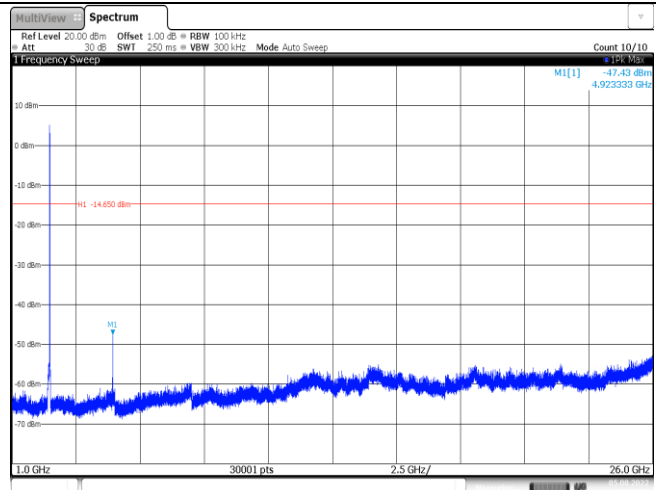
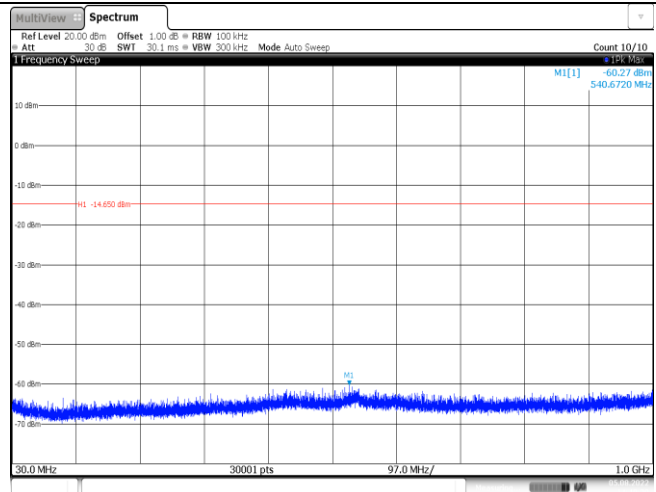


Date: 5.AUG.2022 14:48:00

Reference level CH11

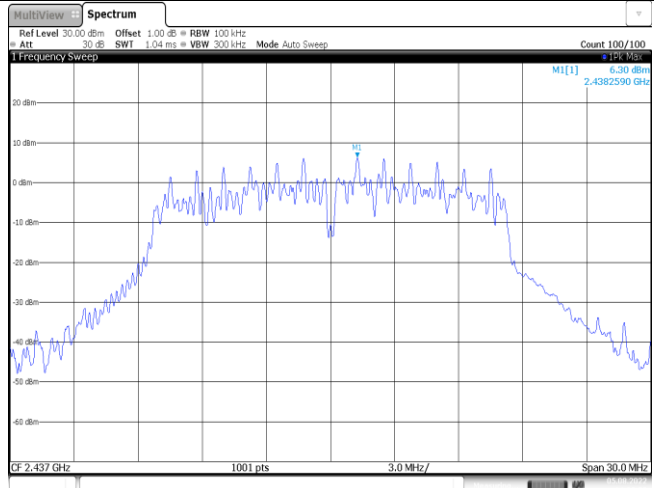


CH11



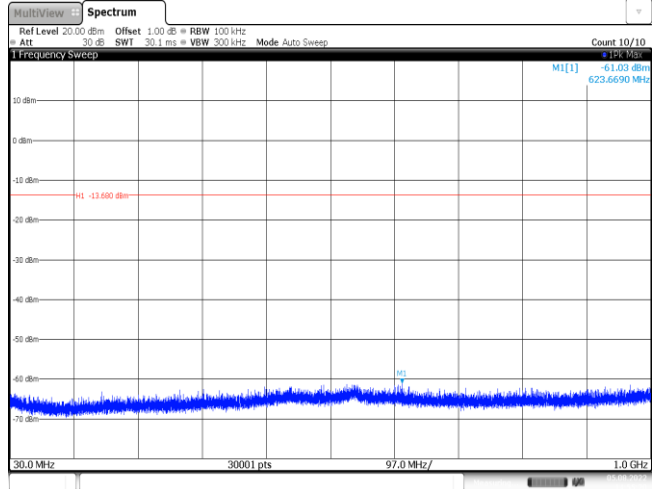
Test Item:	SE	802.11 g	Antenna 0
Reference level CH01			
CH01			

Reference level CH06

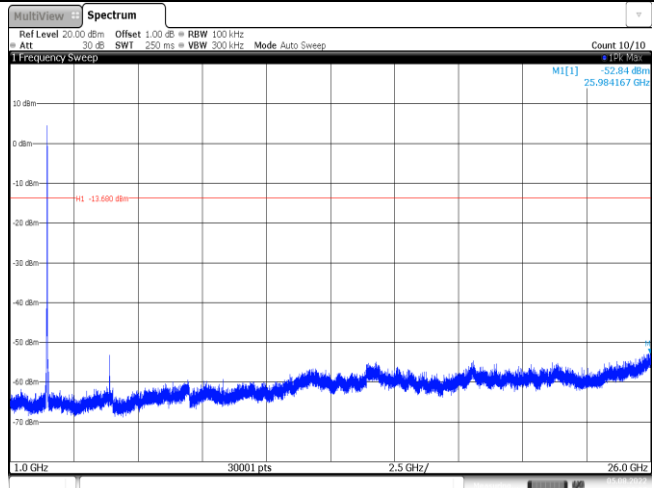


Date: 5.AUG.2022 14:55:04

CH06

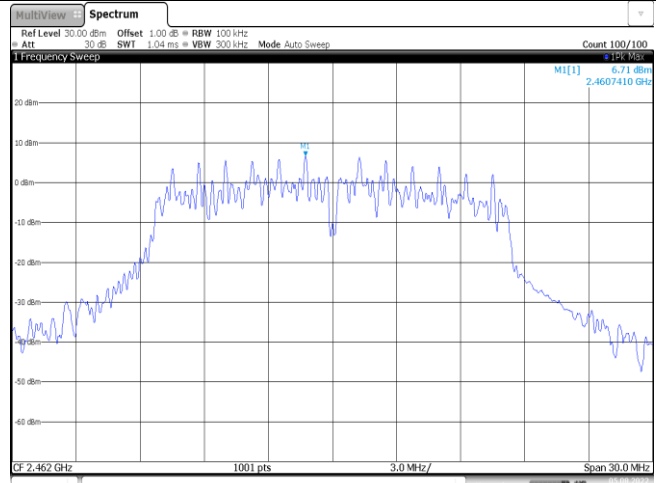


Date: 5.AUG.2022 14:55:20

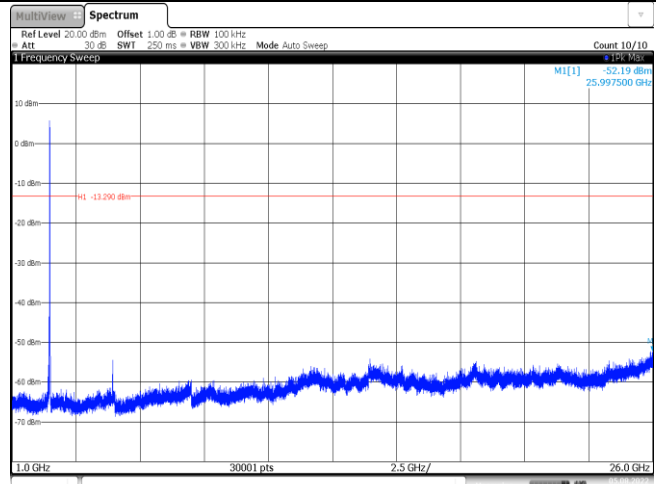
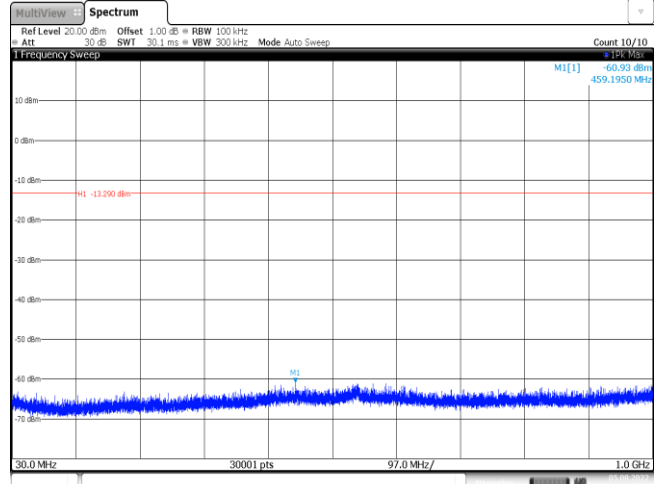


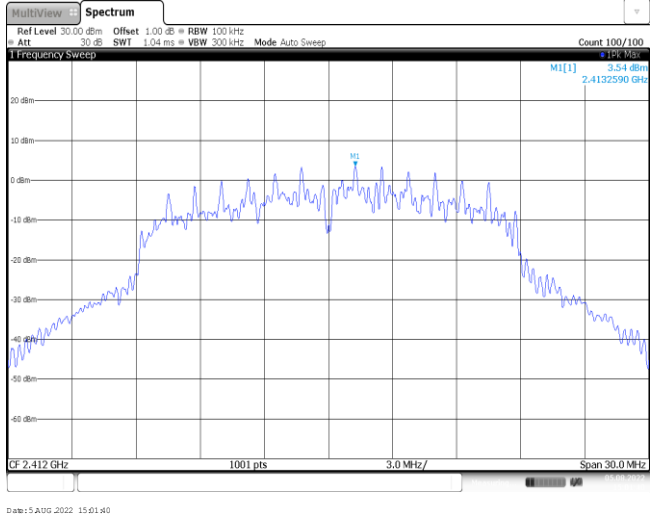
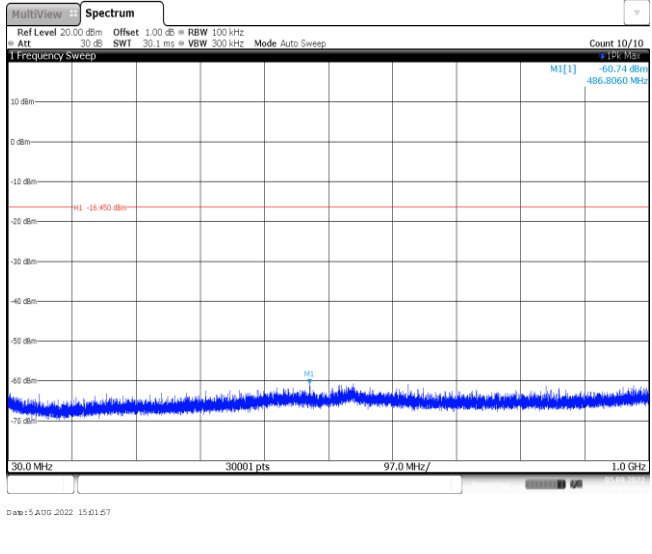
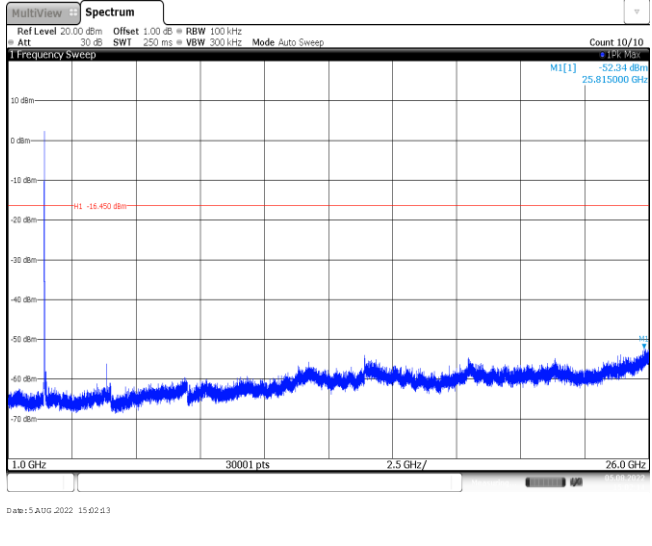
Date: 5.AUG.2022 14:55:06

Reference level CH11

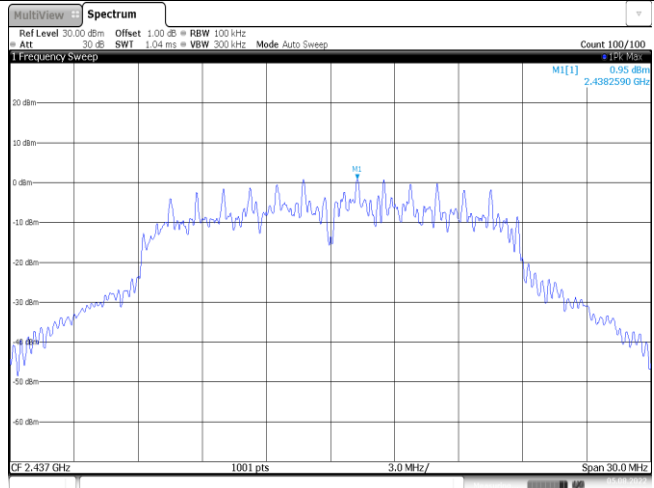


CH11

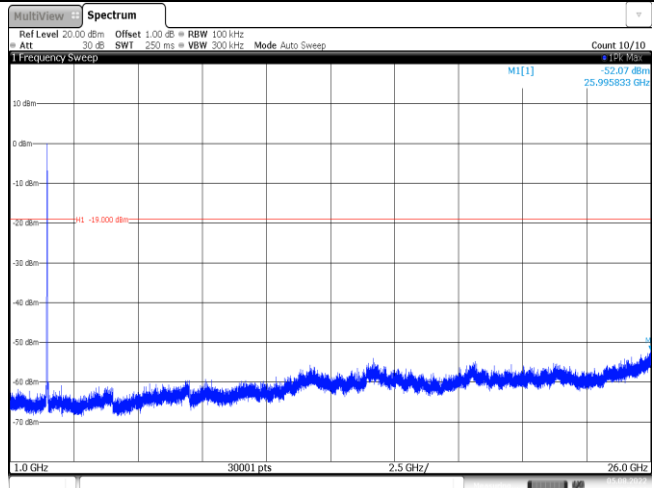
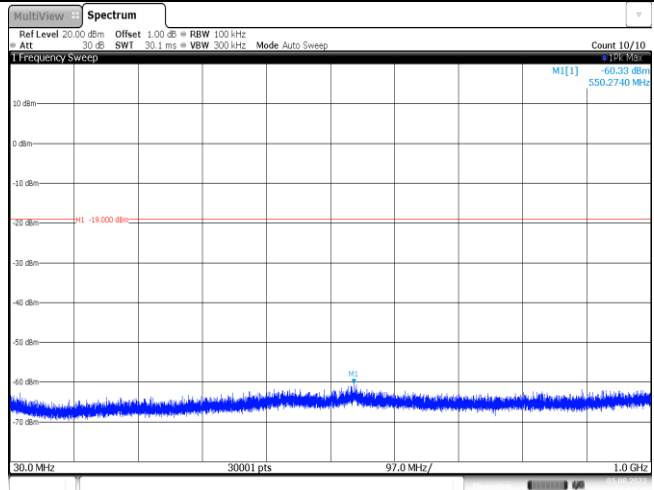


Test Item:	SE	802.11 n(HT20)	Antenna 0
Reference level CH01			
CH01			
			

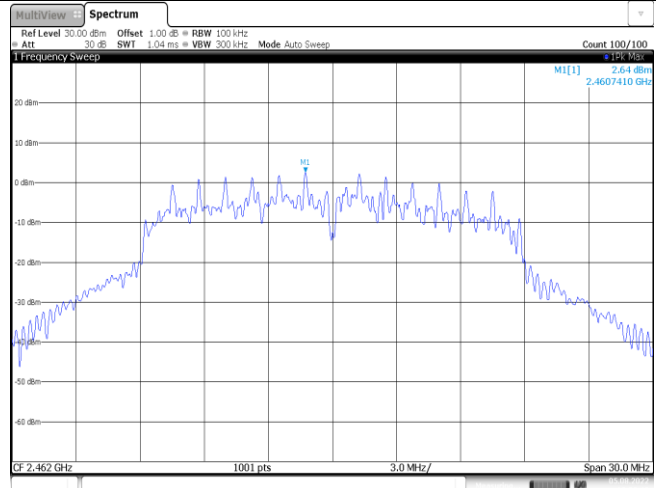
Reference level CH06



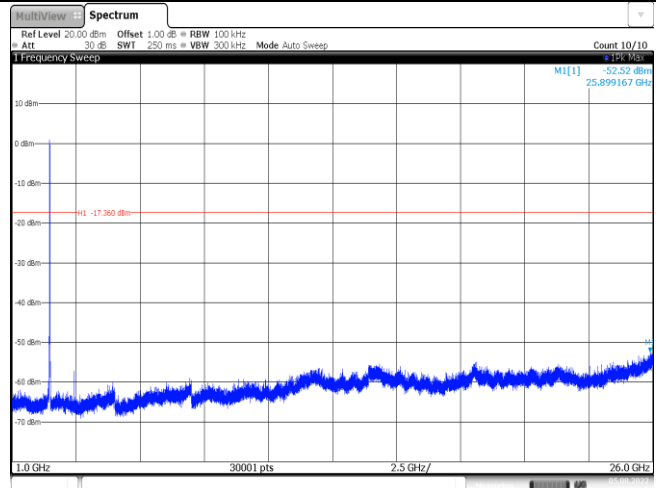
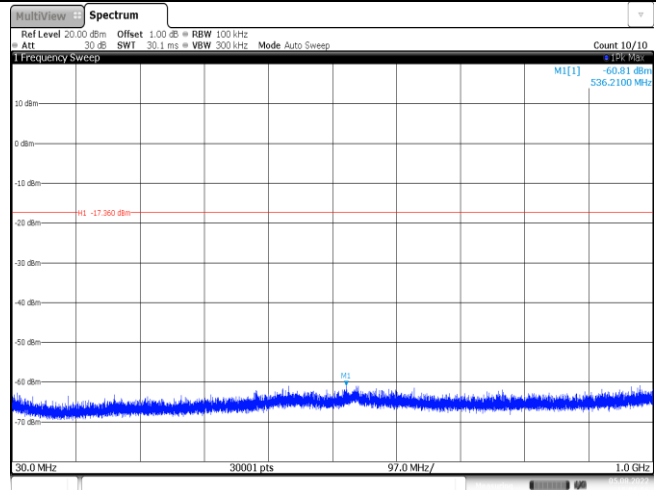
CH06



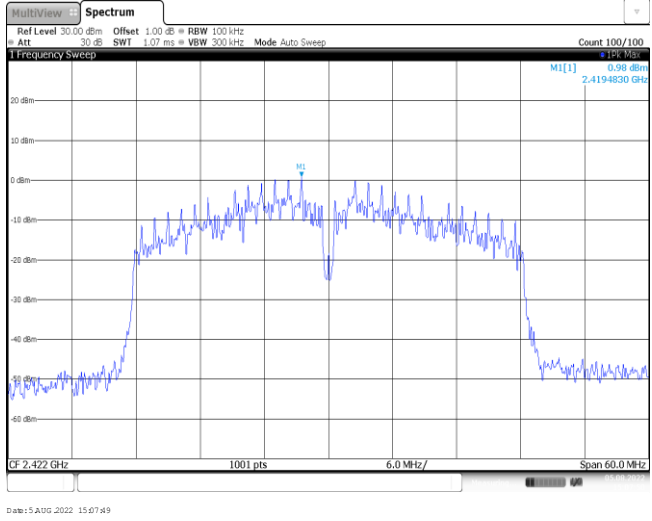
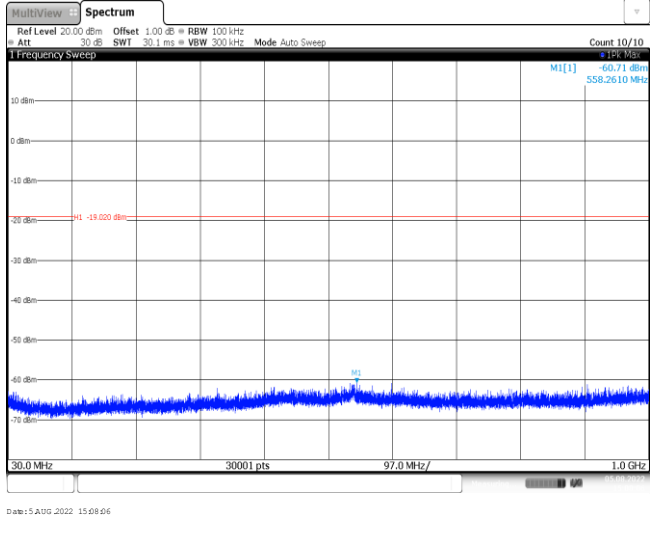
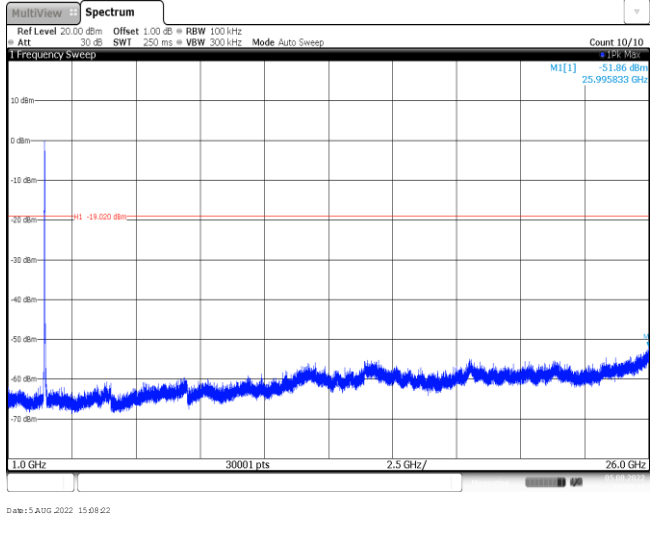
Reference level CH11



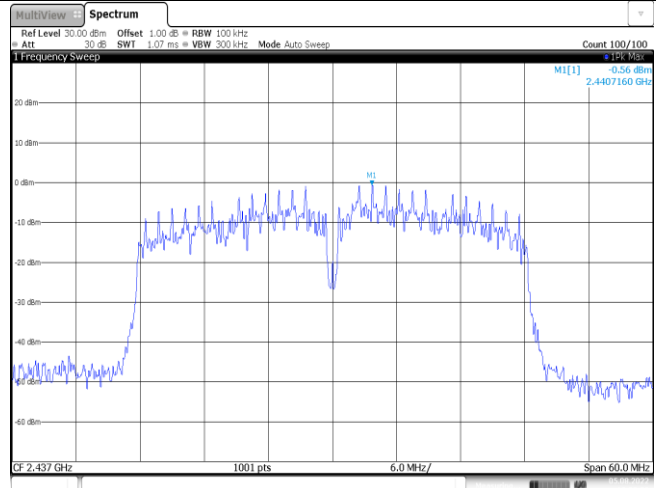
CH11



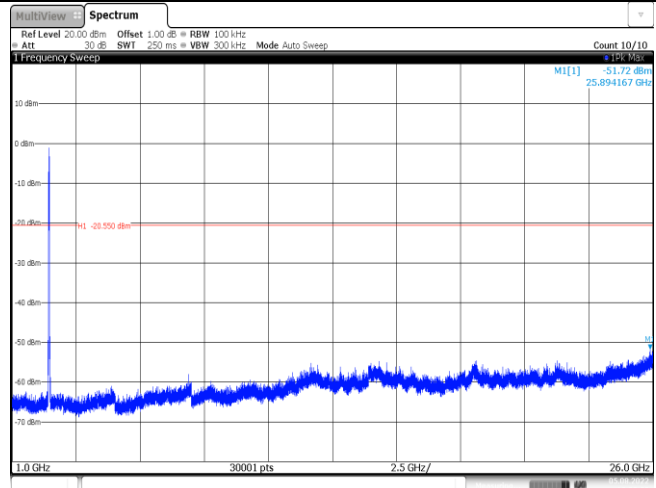
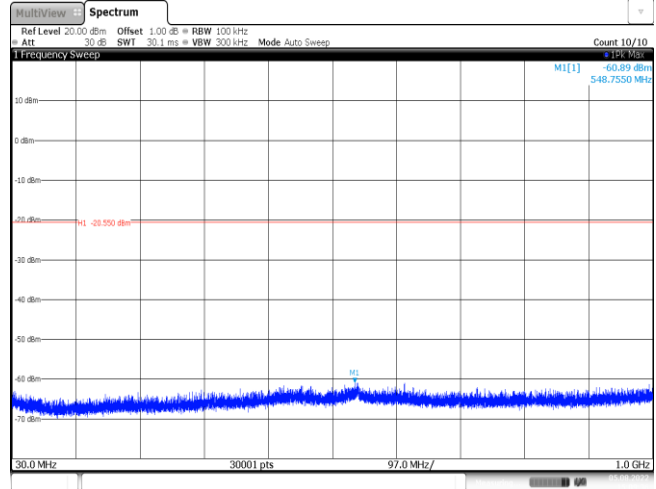


Test Item:	SE	802.11 n(HT40)	Antenna 0
Reference level CH03	 <p>The spectrum plot shows a signal centered around 2.4 GHz. The y-axis represents power in dBm, ranging from -60 to 20. The x-axis represents frequency in GHz, ranging from 2.422 to 2.482. A peak is observed at 2.4194830 GHz with a power level of 0.98 dBm. The plot includes parameters: Ref Level 30.00 dBm, Offset 1.00 dB, RBW 100 kHz, Count 100/100, and Date: 5 AUG 2022 15:07:49.</p>		
CH03	 <p>The spectrum plot shows a signal centered around 558.2610 MHz. The y-axis represents power in dBm, ranging from -70 to 10. The x-axis represents frequency in MHz, ranging from 558.2610 to 558.2610. A peak is observed at 558.2610 MHz with a power level of -60.71 dBm. The plot includes parameters: Ref Level 20.00 dBm, Offset 1.00 dB, RBW 100 kHz, Count 10/10, and Date: 5 AUG 2022 15:08:06.</p>		
	 <p>The spectrum plot shows a signal centered around 25.995833 GHz. The y-axis represents power in dBm, ranging from -70 to 10. The x-axis represents frequency in GHz, ranging from 25.995833 to 25.995833. A peak is observed at 25.995833 GHz with a power level of -51.86 dBm. The plot includes parameters: Ref Level 20.00 dBm, Offset 1.00 dB, RBW 100 kHz, Count 10/10, and Date: 5 AUG 2022 15:08:02.</p>		

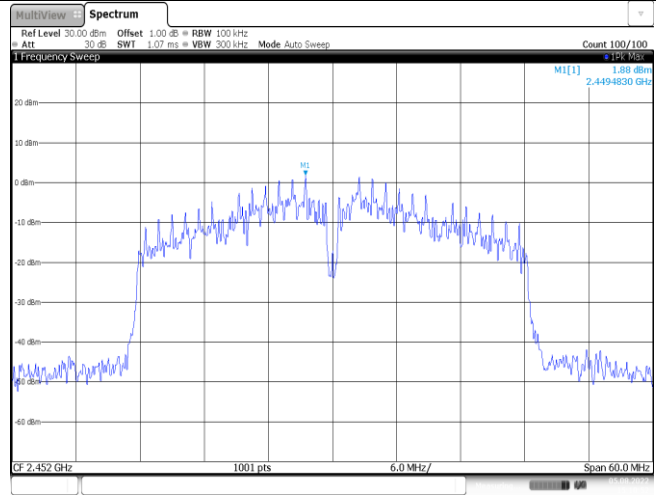
Reference level CH06



CH06

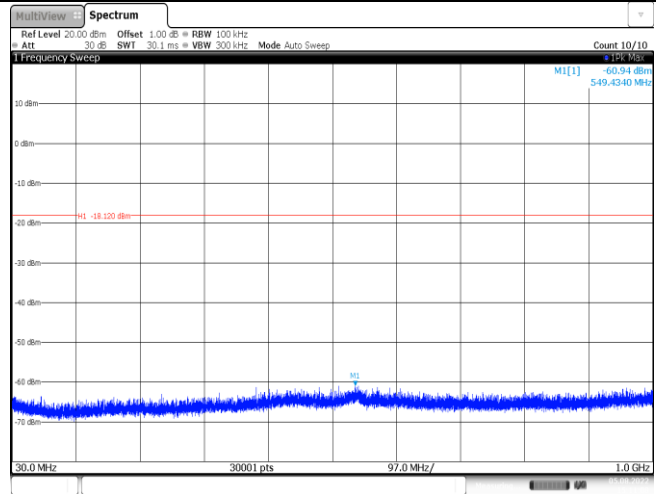


Reference level CH09

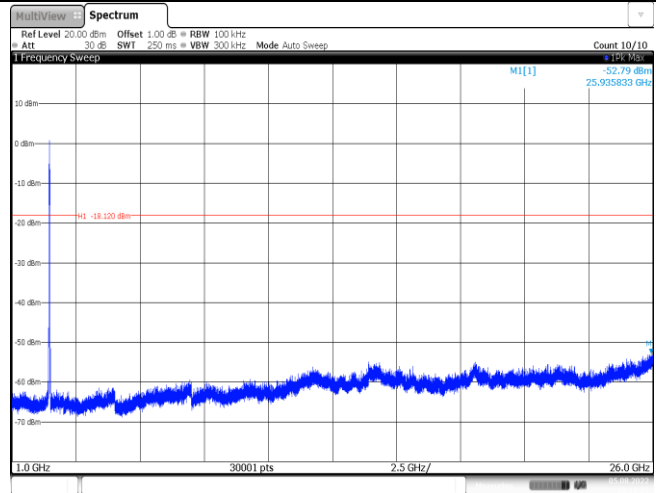


Date: 5.AUG.2022 15:10:52

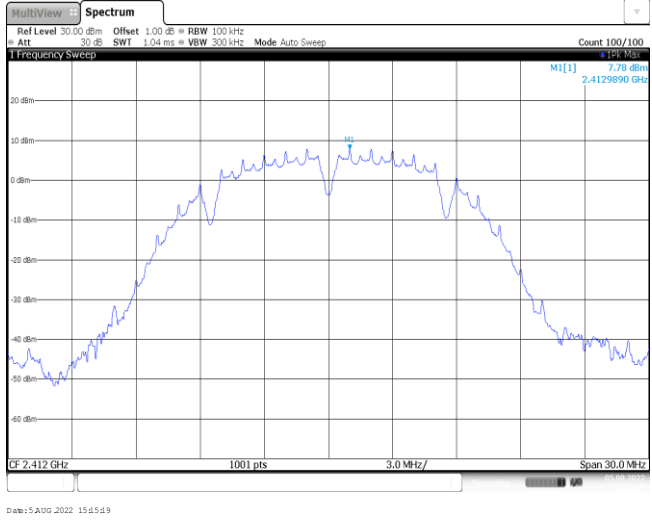
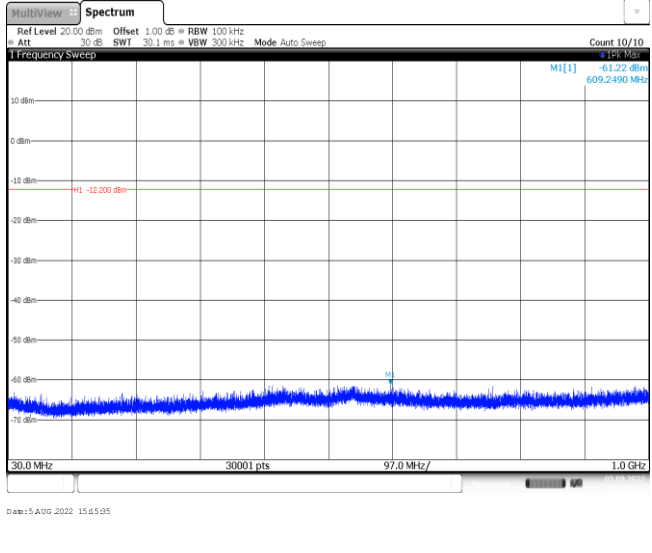
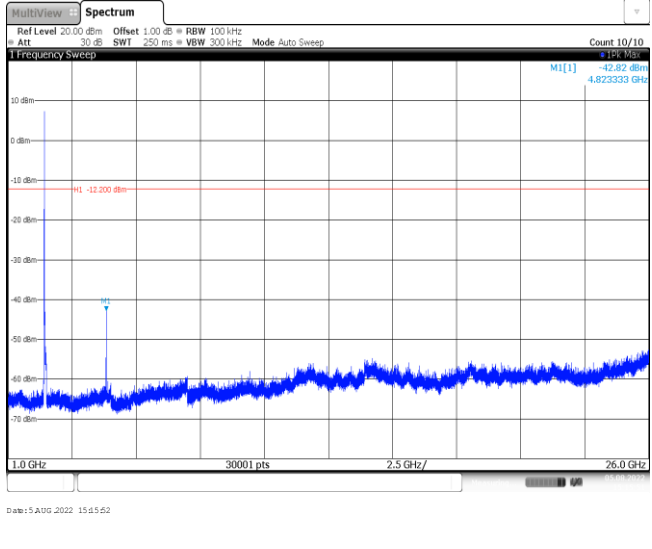
CH09



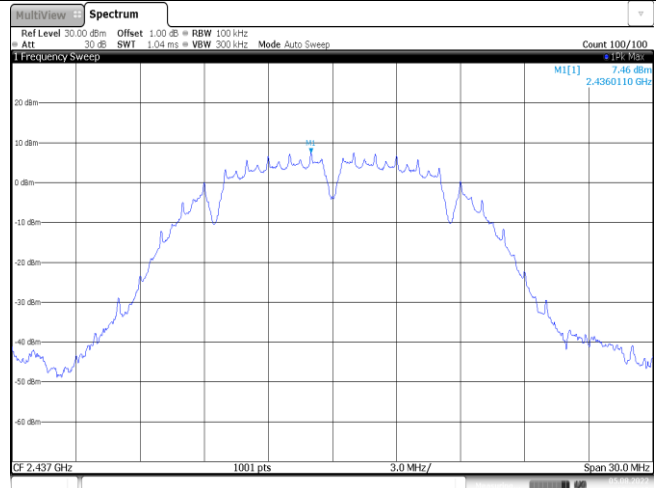
Date: 5.AUG.2022 15:11:08



Date: 5.AUG.2022 15:11:25

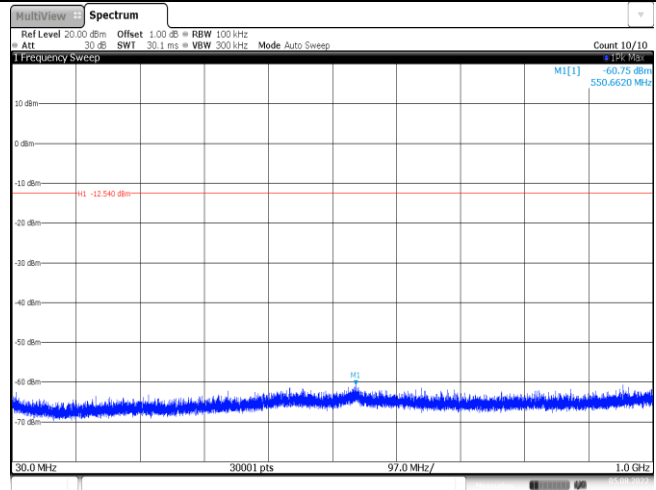
Test Item:	SE	802.11 b	Antenna 1
Reference level CH01	 <p>The spectrum plot shows a signal centered at 2.412 GHz. The peak level is 7.78 dBm. The plot includes parameters: Ref Level 30.00 dBm, Offset 1.00 dB, RBW 100 kHz, Count 100/100, and Span 30.0 MHz.</p>		
CH01	 <p>The spectrum plot shows a signal centered at 609.2490 MHz. The peak level is -61.22 dBm. The plot includes parameters: Ref Level 20.00 dBm, Offset 1.00 dB, RBW 100 kHz, Count 10/10, and Span 30.0 MHz.</p>		
	 <p>The spectrum plot shows a signal centered at 4.823333 GHz. The peak level is -42.82 dBm. The plot includes parameters: Ref Level 20.00 dBm, Offset 1.00 dB, RBW 100 kHz, Count 10/10, and Span 26.0 GHz.</p>		

Reference level CH06

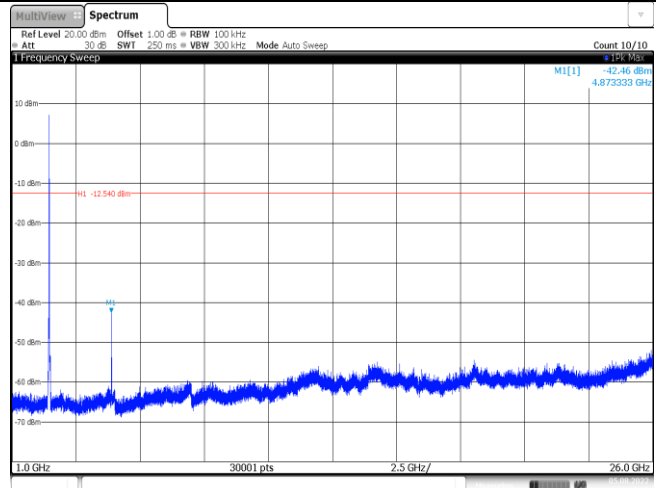


Date: 5.AUG.2022 15:16:45

CH06

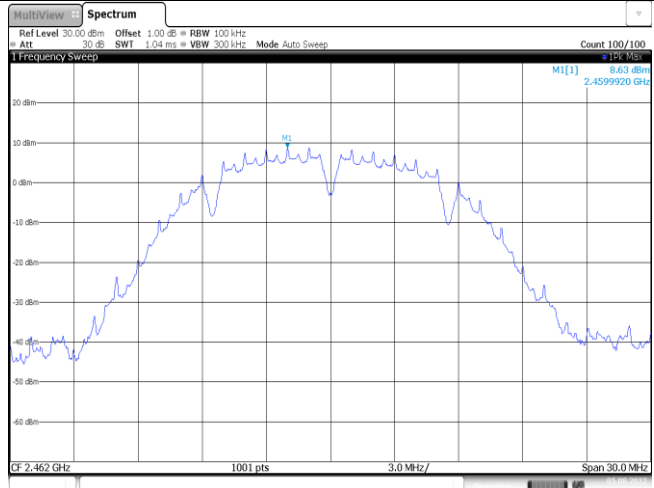


Date: 5.AUG.2022 15:17:01



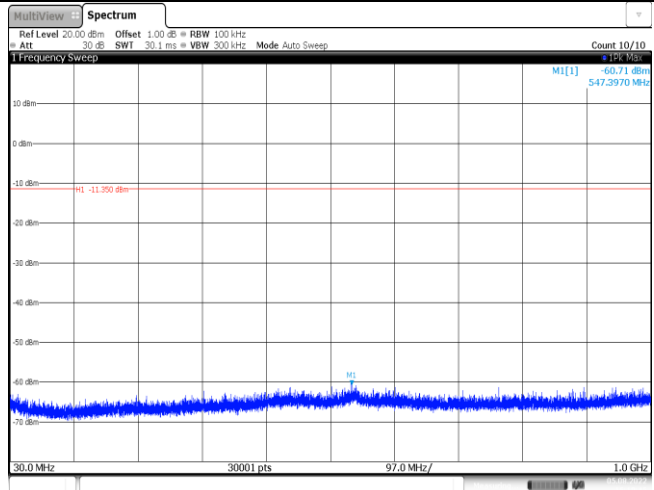
Date: 5.AUG.2022 15:17:18

Reference level CH11

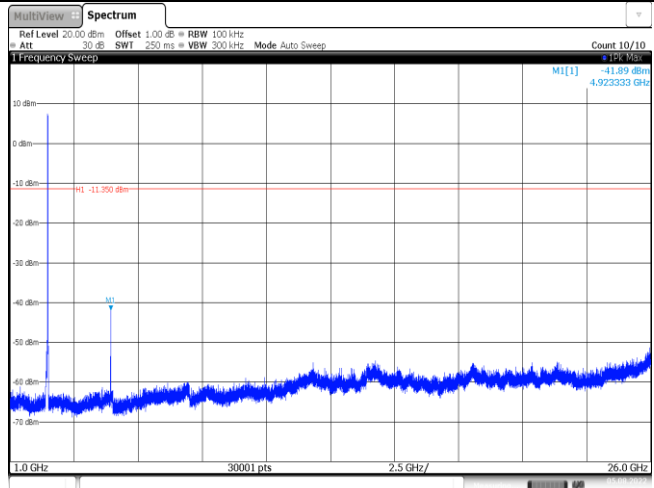


Date: 5.AUG.2022 15:18:28

CH11



Date: 5.AUG.2022 15:18:45



Date: 5.AUG.2022 15:19:01