





EXHIBIT 2 - EUT EXTERNAL PHOTOGRAPHS

<p>EUT View 1</p>	 <p>This photograph shows the external components of the EUT. On the left is a white, rectangular device with a hinged lid. To its right is a black power adapter with a white power cord. A black ruler is placed vertically to the left of the device for scale. The entire scene is set against a blue background.</p>
<p>EUT View 2</p>	 <p>This photograph provides a closer view of the white rectangular device. The hinged lid is open, revealing a grey, oval-shaped component inside. A black ruler is placed vertically to the left of the device for scale. The background is blue.</p>


EUT View 3




EUT View 4



EUT View 5



EUT View 6



EUT View 7

