

PHOTOGRAPHS OF THE TEST CONFIGURATION

Conducted Emission Test
Test Mode A



Conducted Emission Test
Test Mode B





Conducted Emission Test
Test Mode C





Conducted Emission Test
Test Mode D





Radiated Emission Test (9kHz ~ 30MHz)
Test Mode A




Radiated Emission Test (9kHz ~ 30MHz)
Test Mode B





Radiated Emission Test (9kHz ~ 30MHz)
Test Mode C





Radiated Emission Test (9kHz ~ 30MHz)
Test Mode D





Radiated Emission Test (30MHz ~ 1GHz)
Test Mode A



Radiated Emission Test (30MHz ~ 1GHz)
Test Mode B



Radiated Emission Test (30MHz ~ 1GHz)
Test Mode C



Radiated Emission Test (30MHz ~ 1GHz)
Test Mode D

