



PHOTOGRAPHS OF THE TEST CONFIGURATION


For 326.5kHz – EUT + StudioDock
E-Field and H-Field (Left) (Charging Mode)




E-Field and H-Field (Right) (Charging Mode)




E-Field and H-Field (Top) (Charging Mode)




E-Field and H-Field (Bottom) (Charging Mode)



E-Field and H-Field (Z-axis Above: 15cm) (Charging Mode)




E-Field and H-Field (Z-axis Above: 20cm) (Charging Mode)




E-Field and H-Field (Left) (Standby Mode)




E-Field and H-Field (Right) (Standby Mode)




E-Field and H-Field (Top) (Standby Mode)




E-Field and H-Field (Bottom) (Standby Mode)




E-Field and H-Field (Z-axis_Above: 15cm) (Standby Mode)




E-Field and H-Field (Z-axis_Above: 20cm) (Standby Mode)




For 326.5kHz – EUT only
E-Field and H-Field (Left) (Charging Mode)




E-Field and H-Field (Right) (Charging Mode)




E-Field and H-Field (Top) (Charging Mode)




E-Field and H-Field (Bottom) (Charging Mode)




E-Field and H-Field (Z-axis_Above) (Charging Mode)




E-Field and H-Field (Left) (Standby Mode)




E-Field and H-Field (Right) (Standby Mode)



E-Field and H-Field (Top) (Standby Mode)



E-Field and H-Field (Bottom) (Standby Mode)



E-Field and H-Field (Z-axis Above) (Standby Mode)

