

TECHNICAL REPORT



Report No.: TW2101181E
File Reference No.: 2021-01-23

Applicant: ACCO Brands, Inc.

Product: Mouse for Life Wireless Three-Button Mouse/ ValuMouse™
Wireless 3BTN Mouse/ ValuMouse


Model No.: M01520-M

Brand Name: Kensington

Test Standards: FCC Part 15.249

Test Result:

It is herewith confirmed and found to comply with the requirements set up by ANSI C63.10&FCC Part 15 Subpart C, Paragraph 15.249 regulations for the evaluation of electromagnetic compatibility



Dated: January 23, 2021

Results appearing herein relate only to the sample tested

The technical reports is issued errors and omissions exempt and is subject to withdrawal at

SHENZHEN TIMEWAY TESTING LABORATORIES

**Zone C, 1st Floor, Block B, Jun Xiang Da Building, Zhongshan Park Road West,
Tong Le Village, Nanshan District, Shenzhen, China**

Tel (755) 83448688, Fax (755) 83442996, E-Mail:info@timeway-lab.com



Special Statement:

The testing quality ability of our laboratory meet with "Quality Law of People's Republic of China" Clause 19.

The testing quality system of our laboratory meet with ISO/IEC-17025 requirements, which is approved by CNAS. This approval result is accepted by MRA of APLAC.

Our test facility is recognized, certified, or accredited by the following organizations:

CNAS-LAB Code: L2292

The EMC Laboratory has been assessed and in compliance with CNAS-CL01 accreditation criteria for testing Laboratories (identical to ISO/IEC 17025:2005 General Requirements) for the Competence of testing Laboratories.

FCC-Registration No.: 744189

The EMC Laboratory has been registered and fully described in a report filed with the (FCC) Federal Communications commission. The acceptance letter from the FCC is maintained in our files. Registration No.: 744189.

Industry Canada (IC) —Registration No.:5205A

The EMC Laboratory has been registered by Certification and Engineering Bureau of Industry Canada for radio equipment testing with Registration No.: 5205A.

A2LA (Certification Number:5013.01)

The EMC Laboratory has been accredited by the American Association for Laboratory Accreditation (A2LA). Certification Number:5013.01

The report refers only to the sample tested and does not apply to the bulk.

This report is issued in confidence to the client and it will be strictly treated as such by the SHENZHEN TIMEWAY TESTING LABORATORIES. It may not be reproduced rather in its entirety or in part and it may not be used for adverting. The client to whom the report is issued may, however, show or send it . or a certified copy there of prepared by the SHENZHEN TIMEWAY TESTING LABORATORIES. to his customer. Supplier or others persons directly concerned. SHENZHEN TIMEWAY TESTING LABORATORIES. will not, without the consent of the client enter into any discussion of correspondence with any third party concerning the contents of the report.

In the event of the improper use of the report. The SHENZHEN TIMEWAY TESTING LABORATORIES. reserves the rights to withdraw it and to adopt any other remedies which may be appropriate.



Test Report Conclusion
Content

1.0	General Details	4
1.1	Test Lab Details.....	4
1.2	Applicant Details.....	4
1.3	Description of EUT	4
1.4	Submitted Sample.....	5
1.5	Test Duration.....	5
1.6	Test Uncertainty.....	5
1.7	Test By.....	5
2.0	List of Measurement Equipment	6
3.0	Technical Details	7
4.0	EUT Modification	7
5.0	Power Line Conducted Emission Test	8
5.1	Schematics of the Test.....	8
5.2	Test Method and Test Procedure.....	8
5.3	Configuration of the EUT.....	8
5.4	EUT Operating Condition.....	9
5.5	Conducted Emission Limit.....	9
5.6	Test Result.....	9
6.0	Radiated Emission test	10
6.1	Test Method and Test Procedure.....	10
6.2	Configuration of the EUT.....	11
6.3	EUT Operation Condition.....	11
6.4	Radiated Emission Limit.....	11
6.5	Test Result.....	13
7.0	Band Edge	24
7.1	Test Method and Test Procedure.....	24
7.2	Radiated Test Setup.....	24
7.3	Configuration of the EUT.....	24
7.4	EUT Operating Condition.....	24
7.5	Band Edge Limit.....	24
7.6	Band Edge Test Result.....	25
8.0	Antenna Requirement	29
9.0	20dB bandwidth measurement	30
10.0	FCC ID Label	33
11.0	Photo of Test Setup and EUT View	34

The report refers only to the sample tested and does not apply to the bulk.

This report is issued in confidence to the client and it will be strictly treated as such by the SHENZHEN TIMEWAY TESTING LABORATORIES. It may not be reproduced rather in its entirety or in part and it may not be used for adverting. The client to whom the report is issued may, however, show or send it, or a certified copy thereof prepared by the SHENZHEN TIMEWAY TESTING LABORATORIES, to his customer, supplier or other persons directly concerned. SHENZHEN TIMEWAY TESTING LABORATORIES, will not, without the consent of the client enter into any discussion of correspondence with any third party concerning the contents of the report.

In the event of the improper use of the report, the SHENZHEN TIMEWAY TESTING LABORATORIES, reserves the rights to withdraw it and to adopt any other remedies which may be appropriate.



1.0 General Details

1.1 Test Lab Details

Name : SHENZHEN TIMEWAY TESTING LABORATORIES.
Address: Zone C, 1st Floor, Block B, Jun Xiang Da Building, Zhongshan Park Road West, Tong Le Village, Nanshan District, Shenzhen, China
Telephone: (755) 83448688
Fax: (755) 83442996
Site on File with the Federal Communications Commission – United States
Registration Number: 744189
For 3m Anechoic Chamber
Site Listed with Industry Canada of Ottawa, Canada
Registration Number: IC: 5205A
For 3m Anechoic Chamber

1.2 Applicant Details

Applicant: ACCO Brands, Inc.
Address: 1500 Fashion Island Blvd., 3rd Floor, San Mateo, CA 94404, USA
Telephone: 886-2-8797-1618
Fax: 886-2-8797-6616

1.3 Description of EUT

Product: Mouse for Life Wireless Three-Button Mouse/ ValuMouse™ Wireless 3BTN Mouse/ ValuMouse
Manufacturer: ACCO Brands, Inc.
Address: 1500 Fashion Island Blvd., 3rd Floor, San Mateo, CA 94404, USA
Brand Name: Kensington
Model Number: M01520-M
Additional Model Name N/A
Rating: DC1.5V, 25mA, 1pcs AA battery
Modulation Type: GFSK
Operation Frequency 2405-2475MHz
Channel List:

Channel	1	2	3	4	5	6	7	8
Frequency (MHz)	2405	2411	2417	2451	2457	2463	2469	2475

Software Version: V2.1-MX8650
Hardware Version: W8201-SMD
Serial No.: A2126A000001



Antenna Designation PCB antenna with gain 1.8dBi Max (Get from the antenna specification provided by the manufacturer)

1.4 Submitted Sample
1 Sample

1.5 Test Duration
2021-01-21 to 2021-01-23

1.6 Test Uncertainty
Conducted Emissions Uncertainty =3.6dB
Radiated Emissions below 1GHz Uncertainty =4.7dB
Radiated Emissions above 1GHz Uncertainty =6.0dB
Conducted Power Uncertainty =6.0dB
Occupied Channel Bandwidth Uncertainty =5%
Conducted Emissions Uncertainty =3.6dB
Note: The measurement uncertainty is for coverage factor of k=2 and a level of confidence of 95%.

1.7 Test Engineer

The sample tested by





2.0 Test Equipment					
Instrument Type	Manufacturer	Model	Serial No.	Date of Cal.	Due Date
ESPI Test Receiver	R&S	ESPI 3	100379	2020-06-23	2021-06-22
LISN	R&S	EZH3-Z5	100294	2020-06-23	2021-06-22
LISN	R&S	EZH3-Z5	100253	2020-06-23	2021-06-22
Impuls-Begrenzer	R&S	ESH3-Z2	100281	2020-06-23	2021-06-22
Loop Antenna	EMCO	6507	00078608	2018-06-25	2021-06-24
Spectrum	R&S	FSIQ26	100292	2020-06-23	2021-06-22
Horn Antenna	A-INFO	LB-180400-KF	J211060660	2020-06-23	2021-06-22
Horn Antenna	R&S	BBHA 9120D	9120D-631	2018-07-09	2021-07-08
Power meter	Anritsu	ML2487A	6K00003613	2020-06-23	2021-06-22
Power sensor	Anritsu	MA2491A	32263	2020-06-23	2021-06-22
Bilog Antenna	Schwarebeck	VULB9163	9163/340	2018-07-04	2021-07-03
9*6*6 Anechoic	--	--	N/A	2020-07-06	2021-07-05
EMI Test Receiver	RS	ESVB	826156/011	2020-06-23	2021-06-22
EMI Test Receiver	RS	ESH3	860904/006	2020-06-23	2021-06-22
Spectrum	HP/Agilent	ESA-L1500A	US37451154	2020-06-23	2021-06-22
Spectrum	HP/Agilent	E4407B	MY50441392	2020-06-23	2021-06-22
Spectrum	RS	FSP	1164.4391.38	2021-01-16	2022-01-15
RF Cable	Zhengdi	ZT26-NJ-NJ-8 M/FA	--	2020-06-23	2021-06-22
RF Cable	Zhengdi	7m	--	2020-06-23	2021-06-22
RF Switch	EM	EMSW18	060391	2020-06-23	2021-06-22
Pre-Amplifier	Schwarebeck	BBV9743	#218	2020-06-23	2021-06-22
Pre-Amplifier	HP/Agilent	8449B	3008A00160	2020-06-23	2021-06-22
LISN	SCHAFFNER	NNB42	00012	2021-01-06	2022-01-05

2.2 Automation Test Software

For Conducted Emission Test

Name	Version
EZ-EMC	Ver.EMC-CON 3A1.1

For Radiated Emissions

Name	Version
EMI Test Software BL410-EV18.91	V18.905
EMI Test Software BL410-EV18.806 High Frequency	V18.06

The report refers only to the sample tested and does not apply to the bulk.

This report is issued in confidence to the client and it will be strictly treated as such by the SHENZHEN TIMEWAY TESTING LABORATORIES. It may not be reproduced rather in its entirety or in part and it may not be used for advertising. The client to whom the report is issued may, however, show or send it, or a certified copy thereof prepared by the SHENZHEN TIMEWAY TESTING LABORATORIES, to his customer, supplier or other persons directly concerned. SHENZHEN TIMEWAY TESTING LABORATORIES, will not, without the consent of the client enter into any discussion of correspondence with any third party concerning the contents of the report.

In the event of the improper use of the report, the SHENZHEN TIMEWAY TESTING LABORATORIES, reserves the rights to withdraw it and to adopt any other remedies which may be appropriate.



3.0 Technical Details

3.1 Summary of test results

The EUT has been tested according to the following specifications:			
Standard	Test Type	Result	Notes
FCC Part 15, Paragraph 15.207	Conducted Emission Test	N/A	Complies
FCC Part 15 Subpart C Paragraph 15.249(a) & 15.249(b) Limit	Field Strength of Fundamental	PASS	Complies
FCC Part 15, Paragraph 15.209	Radiated Emission Test	PASS	Complies
FCC Part 15 Subpart C Paragraph 15.249(d) Limit	Band Edge Test	PASS	Complies

3.2 Test Standards

FCC Part 15 Subpart C, Paragraph 15.249 , ANSI C63.4 :2014 and ANSI C63.10 :2013

4.0 EUT Modification

No modification by SHENZHEN TIMEWAY TESTING LABORATORIES

The report refers only to the sample tested and does not apply to the bulk.

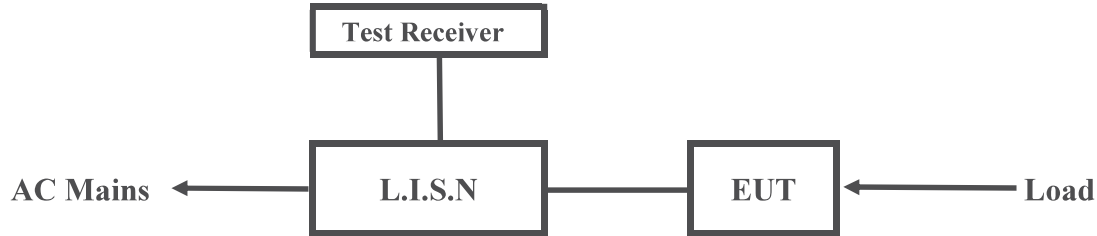
This report is issued in confidence to the client and it will be strictly treated as such by the SHENZHEN TIMEWAY TESTING LABORATORIES. It may not be reproduced rather in its entirety or in part and it may not be used for adverting. The client to whom the report is issued may, however, show or send it . or a certified copy there of prepared by the SHENZHEN TIMEWAY TESTING LABORATORIES. to his customer. Supplier or others persons directly concerned. SHENZHEN TIMEWAY TESTING LABORATORIES. will not, without the consent of the client enter into any discussion of correspondence with any third party concerning the contents of the report.

In the event of the improper use of the report. The SHENZHEN TIMEWAY TESTING LABORATORIES. reserves the rights to withdraw it and to adopt any other remedies which may be appropriate.



5. Power Line Conducted Emission Test

5.1 Schematics of the test

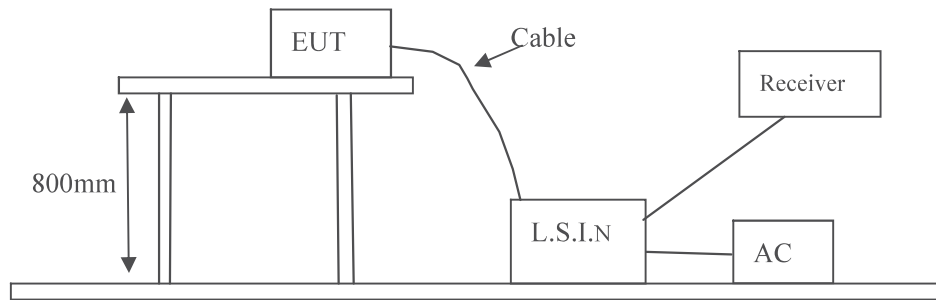


EUT: Equipment Under Test

5.2 Test Method and test Procedure

The EUT was tested according to ANSI C63.10-2013. The Frequency spectrum From 0.15MHz to 30MHz was investigated. The LISN used was 50ohm/50uH as specified by section 5.1 of ANSI C63.10–2013.

Block diagram of Test setup



5.3 Configuration of The EUT

The EUT was configured according to ANSI C63.10-2013. All interface ports were connected to the appropriate peripherals. All peripherals and cables are listed below.

One channels are provided to the EUT

A. EUT

Device	Manufacturer	Model	FCC ID
Mouse for Life Wireless Three-Button Mouse/ ValuMouse™ Wireless 3BTN Mouse/ ValuMouse	ACCO Brands, Inc.	M01520-M	GV3M01520-M

The report refers only to the sample tested and does not apply to the bulk.

This report is issued in confidence to the client and it will be strictly treated as such by the SHENZHEN TIMEWAY TESTING LABORATORIES. It may not be reproduced rather in its entirety or in part and it may not be used for adverting. The client to whom the report is issued may, however, show or send it . or a certified copy there of prepared by the SHENZHEN TIMEWAY TESTING LABORATORIES. to his customer. Supplier or others persons directly concerned. SHENZHEN TIMEWAY TESTING LABORATORIES. will not, without the consent of the client enter into any discussion of correspondence with any third party concerning the contents of the report.

In the event of the improper use of the report. The SHENZHEN TIMEWAY TESTING LABORATORIES. reserves the rights to withdraw it and to adopt any other remedies which may be appropriate.



B. Internal Device

Device	Manufacturer	Model	FCC ID/SDOC
N/A			

C. Peripherals

Device	Manufacturer	Model	Rating
N/A			

5.4 EUT Operating Condition

Operating condition is according to ANSI C63.10-2013

A Setup the EUT and simulators as shown on follow

B Enable AF signal and confirm EUT active to normal condition

5.5 Power line conducted Emission Limit according to Paragraph 15.207

Frequency (MHz)	Limits (dB μ V)	
	Quasi-peak Level	Average Level
0.15 ~ 0.50	66.0~56.0*	56.0~46.0*
0.50 ~ 5.00	56.0	46.0
5.00 ~ 30.00	60.0	50.0

- Notes:
- *Decreasing linearly with logarithm of frequency.
 - The tighter limit shall apply at the transition frequencies

5.6 Test Results:

N/A

The frequency spectrum from 0.15MHz to 30MHz was investigated. All reading are quasi-peak values with a resolution bandwidth of 9kHz.

Note: EUT powered by AA battery, this test item not applicable.

The report refers only to the sample tested and does not apply to the bulk.

This report is issued in confidence to the client and it will be strictly treated as such by the SHENZHEN TIMEWAY TESTING LABORATORIES. It may not be reproduced rather in its entirety or in part and it may not be used for adverting. The client to whom the report is issued may, however, show or send it . or a certified copy there of prepared by the SHENZHEN TIMEWAY TESTING LABORATORIES. to his customer. Supplier or others persons directly concerned. SHENZHEN TIMEWAY TESTING LABORATORIES. will not, without the consent of the client enter into any discussion of correspondence with any third party concerning the contents of the report.

In the event of the improper use of the report. The SHENZHEN TIMEWAY TESTING LABORATORIES. reserves the rights to withdraw it and to adopt any other remedies which may be appropriate.

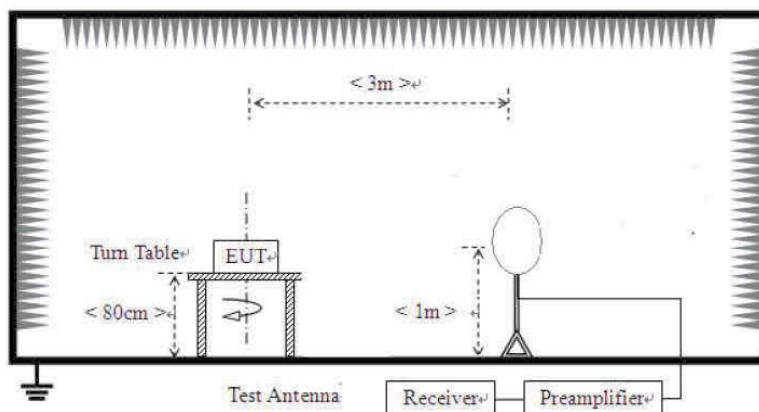
6 Radiated Emission Test

6.1 Test Method and test Procedure:

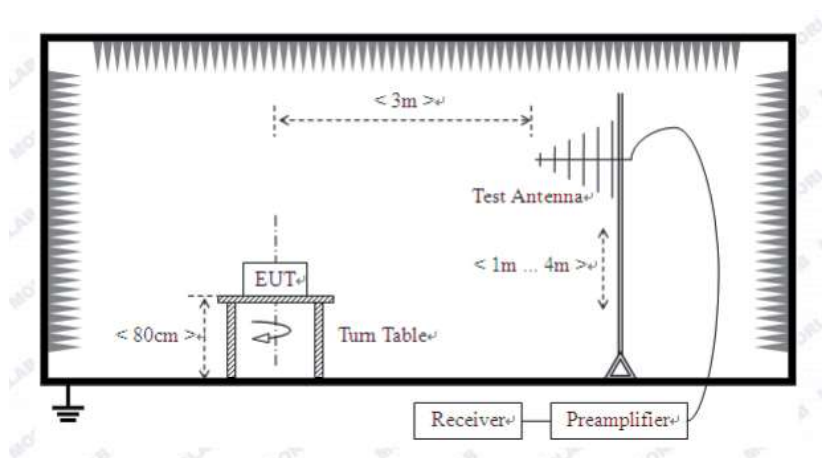
- (1) The EUT was tested according to ANSI C63.10-2013. The radiated test was performed at Timeway EMC Laboratory. This site is on file with the FCC laboratory division, Registration No. 744189
- (2) The EUT, peripherals were put on the turntable which table size is 1 m x 1.5 m, table high 0.8 m. All set up is according to ANSI C63.10-2013.
- (3) The frequency spectrum from 30 MHz to 25 GHz was investigated. All readings from 30 MHz to 1 GHz are quasi-peak values with a resolution bandwidth of 120 kHz. All readings are above 1 GHz, peak values with a resolution bandwidth of 1 MHz (Note: for Fundamental frequency radiated emission measurement, RBW=3MHz, VBW=10MHz). Measurements were made at 3 meters.
- (4) The antenna high is varied from 1 m to 4 m high to find the maximum emission for each frequency.
- (5) The antenna polarization: Vertical polarization and Horizontal polarization.

Block diagram of Test setup

For radiated emissions from 9kHz to 30MHz



For radiated emissions from 30MHz to 1GHz



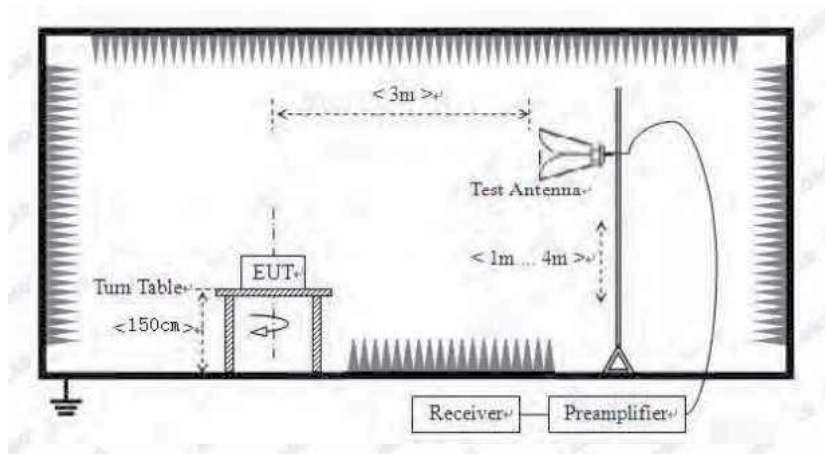
The report refers only to the sample tested and does not apply to the bulk.

This report is issued in confidence to the client and it will be strictly treated as such by the SHENZHEN TIMEWAY TESTING LABORATORIES. It may not be reproduced rather in its entirety or in part and it may not be used for advertizing. The client to whom the report is issued may, however, show or send it . or a certified copy there of prepared by the SHENZHEN TIMEWAY TESTING LABORATORIES. to his customer. Supplier or others persons directly concerned. SHENZHEN TIMEWAY TESTING LABORATORIES. will not, without the consent of the client enter into any discussion of correspondence with any third party concerning the contents of the report.

In the event of the improper use of the report. The SHENZHEN TIMEWAY TESTING LABORATORIES. reserves the rights to withdraw it and to adopt any other remedies which may be appropriate.



For radiated emissions above 1GHz



6.2 Configuration of The EUT

Same as section 5.3 of this report

6.3 EUT Operating Condition

Same as section 5.4 of this report.

6.4 Radiated Emission Limit

All emission from a digital device, including any network of conductors and apparatus connected thereto, shall not exceed the level of field strength specified below:

A FCC Part 15 Subpart C Paragraph 15.249(a) Limit

Fundamental Frequency (MHz)	Field Strength of Fundamental (3m)		Field Strength of Harmonics (3m)		
	mV/m	dBuV/m	uV/m	dBuV/m	
2400-2483.5	50	94 (Average) 114 (Peak)	500	54 (Average)	74 (Peak)

- Note:
1. RF Field Strength (dBuV) = 20 log RF Voltage (uV)
 2. Distance refers to the distance in meters between the measuring instrument antenna and the closed point of any part of the device or system.
 3. The emission limit in this paragraph is based on measurement instrumentation employing an average detector.

The report refers only to the sample tested and does not apply to the bulk.

This report is issued in confidence to the client and it will be strictly treated as such by the SHENZHEN TIMEWAY TESTING LABORATORIES. It may not be reproduced rather in its entirety or in part and it may not be used for adverting. The client to whom the report is issued may, however, show or send it . or a certified copy there of prepared by the SHENZHEN TIMEWAY TESTING LABORATORIES. to his customer. Supplier or others persons directly concerned. SHENZHEN TIMEWAY TESTING LABORATORIES. will not, without the consent of the client enter into any discussion of correspondence with any third party concerning the contents of the report.

In the event of the improper use of the report. The SHENZHEN TIMEWAY TESTING LABORATORIES. reserves the rights to withdraw it and to adopt any other remedies which may be appropriate.



B. Frequencies in restricted band are complied to limit on Paragraph 15.209.

Frequency Range (MHz)	Distance (m)	Field strength (dB μ V/m)
30-88	3	40.0
88-216	3	43.5
216-960	3	46.0
Above 960	3	54.0

- Note:
1. RF Voltage (dBuV) = 20 log RF Voltage (uV)
 2. In the Above Table, the tighter limit applies at the band edges.
 3. Distance refers to the distance in meters between the measuring instrument antenna and the EUT
 4. All scanning using PK detector. And the final emission level was get using QP detector for frequency range from 30-1000MHz.As to 1G-25G, the final emission level got using PK. For fundamental measurement, PK detector used.
 5. For radiated emissions below 30MHz, it was the floor noise.
 6. New battery was used during tests.

The report refers only to the sample tested and does not apply to the bulk.

This report is issued in confidence to the client and it will be strictly treated as such by the SHENZHEN TIMEWAY TESTING LABORATORIES. It may not be reproduced rather in its entirety or in part and it may not be used for adverting. The client to whom the report is issued may, however, show or send it . or a certified copy there of prepared by the SHENZHEN TIMEWAY TESTING LABORATORIES. to his customer. Supplier or others persons directly concerned. SHENZHEN TIMEWAY TESTING LABORATORIES. will not, without the consent of the client enter into any discussion of correspondence with any third party concerning the contents of the report.

In the event of the improper use of the report. The SHENZHEN TIMEWAY TESTING LABORATORIES. reserves the rights to withdraw it and to adopt any other remedies which may be appropriate.



6.5 Test result

A Fundamental & Harmonics Radiated Emission Data

Product:	Mouse for Life Wireless Three-Button Mouse/ ValuMouse™ Wireless 3BTN Mouse/ ValuMouse	Test Mode:	Keep transmitting-Low Channel
Test Item:	Fundamental Radiated Emission Data	Temperature:	25°C
Test Voltage:	DC1.5V	Humidity:	56%
Test Result:	Pass		

Frequency (MHz)	Emission PK/AV (dBuV/m)	Horiz / Vert	Limits PK/AV (dBuV/m)	Margin (dB)
2405	96.25 (PK)/ 86.37(AV)	H	114/94	-17.75/-7.63
2405	85.81 (PK)	V	114/94	-8.19
4810	50.36(PK)	H	74/54	-3.64
4810	48.58(PK)	V	74/54	-5.42
7215	--	H/V	74/54	--
9620	--	H/V	74/54	--
12025	--	H/V	74/54	--
14430	--	H/V	74/54	--
16835	--	H/V	74/54	--
19240	--	H/V	74/54	--
21645	--	H/V	74/54	--
24050	--	H/V	74/54	--

- Note:
- (1) PK= Peak, AV= Average
 - (2) Emission Level = Reading Level + Antenna Factor + Cable Loss - Pre-Amplifier
 - (3)Margin=Emission-Limits
 - (4)According to section 15.35(b), the peak limit is 20dB higher than the average limit
 - (5) For test purpose, keep EUT continuous transmitting
 - (6) The PK emission level less than the AV limit. No necessary to record the AV emission level.

The report refers only to the sample tested and does not apply to the bulk.
This report is issued in confidence to the client and it will be strictly treated as such by the SHENZHEN TIMEWAY TESTING LABORATORIES. It may not be reproduced rather in its entirety or in part and it may not be used for adverting. The client to whom the report is issued may, however, show or send it . or a certified copy there of prepared by the SHENZHEN TIMEWAY TESTING LABORATORIES. to his customer. Supplier or others persons directly concerned. SHENZHEN TIMEWAY TESTING LABORATORIES. will not, without the consent of the client enter into any discussion of correspondence with any third party concerning the contents of the report.
In the event of the improper use of the report. The SHENZHEN TIMEWAY TESTING LABORATORIES. reserves the rights to withdraw it and to adopt any other remedies which may be appropriate.



Product:	Mouse for Life Wireless Three-Button Mouse/ ValuMouse™ Wireless 3BTN Mouse/ ValuMouse	Test Mode:	Keep transmitting-Middle Channel
Test Item:	Fundamental Radiated Emission Data	Temperature:	25°C
Test Voltage:	DC1.5V	Humidity:	56%
Test Result:	Pass		

Frequency (MHz)	Emission PK/AV (dBuV/m)	Horiz / Vert	Limits PK/AV (dBuV/m)	Margin (dB)
2451	93.88 (PK)/ 84.12(AV)	H	114/94	-20.12/-9.88
2451	84.99 (PK)	V	114/94	-9.01
4902	49.99 (PK)	H	74/54	-4.01
4902	49.37(PK)	V	74/54	-4.63
7353	--	H/V	74/54	--
9804	--	H/V	74/54	--
12255	--	H/V	74/54	--
14706	--	H/V	74/54	--
17157	--	H/V	74/54	--
19608	--	H/V	74/54	--
22059	--	H/V	74/54	--
24510	--	H/V	74/54	--

- Note:
- (1) PK= Peak, AV= Average
 - (2) Emission Level = Reading Level + Antenna Factor + Cable Loss - Pre-Amplifier
 - (3)Margin=Emission-Limits
 - (4)According to section 15.35(b), the peak limit is 20dB higher than the average limit
 - (5) For test purpose, keep EUT continuous transmitting
 - (6) The PK emission level less than the AV limit. No necessary to record the AV emission level.

The report refers only to the sample tested and does not apply to the bulk.
 This report is issued in confidence to the client and it will be strictly treated as such by the SHENZHEN TIMEWAY TESTING LABORATORIES. It may not be reproduced rather in its entirety or in part and it may not be used for adverting. The client to whom the report is issued may, however, show or send it . or a certified copy there of prepared by the SHENZHEN TIMEWAY TESTING LABORATORIES. to his customer. Supplier or others persons directly concerned. SHENZHEN TIMEWAY TESTING LABORATORIES. will not, without the consent of the client enter into any discussion of correspondence with any third party concerning the contents of the report.
 In the event of the improper use of the report. The SHENZHEN TIMEWAY TESTING LABORATORIES. reserves the rights to withdraw it and to adopt any other remedies which may be appropriate.



Product:	Mouse for Life Wireless Three-Button Mouse/ ValuMouse™ Wireless 3BTN Mouse/ ValuMouse	Test Mode:	Keep transmitting-High Channel
Test Item:	Fundamental Radiated Emission Data	Temperature:	25°C
Test Voltage:	DC1.5V	Humidity:	56%
Test Result:	Pass		

Frequency (MHz)	Emission PK/AV (dBuV/m)	Horiz / Vert	Limits PK/AV (dBuV/m)	Margin (dB)
2475	93.18 (PK)/ 83.65(AV)	H	114/94	-20.82/-10.35
2475	85.72 (PK)	V	114/94	-5.28
4950	49.10(PK)	H	74/54	-4.90
4950	49.58(PK)	V	74/54	-4.42
7425	--	H	74/54	--
7425	--	V	74/54	--
9900	--	H/V	74/54	--
12375	--	H/V	74/54	--
14850	--	H/V	74/54	--
17325	--	H/V	74/54	--
19800	--	H/V	74/54	--
22275	--	H/V	74/54	--
24750	--	H/V	74/54	--

- Note:
- (1) PK= Peak, AV= Average
 - (2) Emission Level = Reading Level + Antenna Factor + Cable Loss - Pre-Amplifier
 - (3)Margin=Emission-Limits
 - (4)According to section 15.35(b), the peak limit is 20dB higher than the average limit
 - (5) For test purpose, keep EUT continuous transmitting
 - (6) The PK emission level less than the AV limit. No necessary to record the AV emission level.

The report refers only to the sample tested and does not apply to the bulk.

This report is issued in confidence to the client and it will be strictly treated as such by the SHENZHEN TIMEWAY TESTING LABORATORIES. It may not be reproduced rather in its entirety or in part and it may not be used for adverting. The client to whom the report is issued may, however, show or send it . or a certified copy there of prepared by the SHENZHEN TIMEWAY TESTING LABORATORIES. to his customer. Supplier or others persons directly concerned. SHENZHEN TIMEWAY TESTING LABORATORIES. will not, without the consent of the client enter into any discussion of correspondence with any third party concerning the contents of the report.

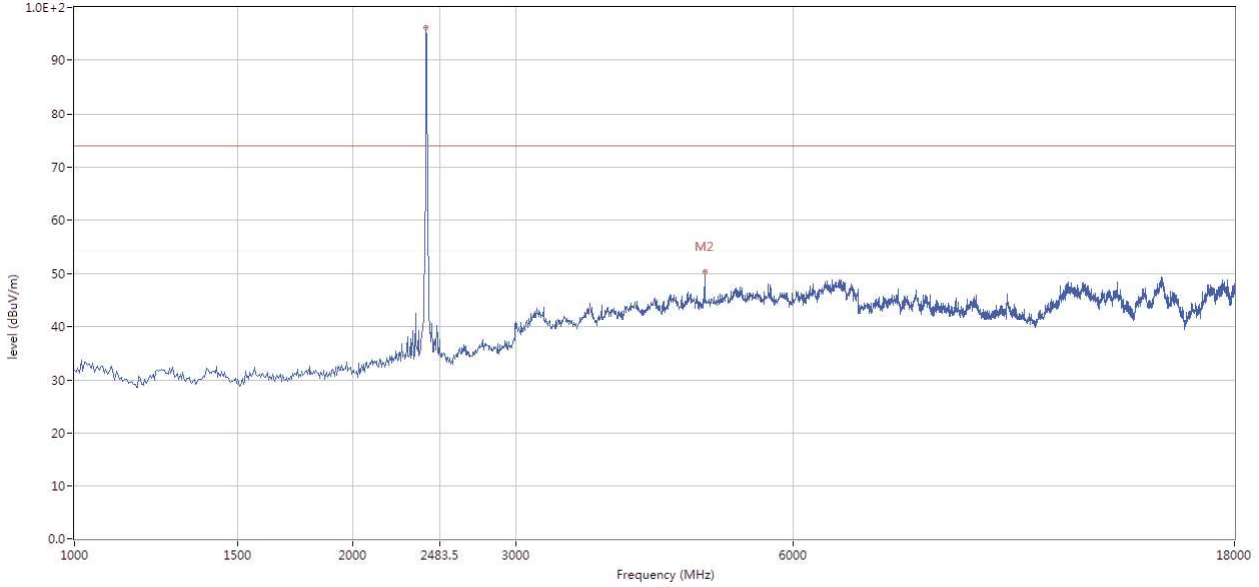
In the event of the improper use of the report. The SHENZHEN TIMEWAY TESTING LABORATORIES. reserves the rights to withdraw it and to adopt any other remedies which may be appropriate.



Please refer to the following test plots for details: Low Channel

Horizontal

FCC Part 15C Class B 1GHz-18GHz -2



No.	Frequency (MHz)	Results (dBuV/m)	Factor (dB)	Limit (dBuV/m)	Over Limit (dB)	Detector	Table (o)	Height (cm)	ANT	Verdict
1	2404.500	96.25	-3.57	114.0	-17.75	Peak	315.00	100	Horizontal	Pass
1*	2404.500	86.37	-3.57	94.0	-7.63	AV	315.00	100	Horizontal	Pass
2	4808.000	50.36	3.13	74.0	-23.64	Peak	89.00	100	Horizontal	Pass

The report refers only to the sample tested and does not apply to the bulk.

This report is issued in confidence to the client and it will be strictly treated as such by the SHENZHEN TIMEWAY TESTING LABORATORIES. It may not be reproduced rather in its entirety or in part and it may not be used for adverting. The client to whom the report is issued may, however, show or send it . or a certified copy there of prepared by the SHENZHEN TIMEWAY TESTING LABORATORIES. to his customer. Supplier or others persons directly concerned. SHENZHEN TIMEWAY TESTING LABORATORIES. will not, without the consent of the client enter into any discussion of correspondence with any third party concerning the contents of the report.

In the event of the improper use of the report. The SHENZHEN TIMEWAY TESTING LABORATORIES. reserves the rights to withdraw it and to adopt any other remedies which may be appropriate.