


PHOTOGRAPHS OF THE TEST CONFIGURATION

For 127.7kHz

E-Field and H-Field (Left) (Charging Mode)




E-Field and H-Field (Right) (Charging Mode)




E-Field and H-Field (Top) (Charging Mode)




E-Field and H-Field (Bottom) (Charging Mode)




E-Field and H-Field (Z-axis_Above: 15cm) (Charging Mode)




E-Field and H-Field (Z-axis_Above: 20cm) (Charging Mode)




For 133.0kHz
E-Field and H-Field (Left) (Charging Mode)




E-Field and H-Field (Right) (Charging Mode)




E-Field and H-Field (Top) (Charging Mode)




E-Field and H-Field (Bottom) (Charging Mode)




E-Field and H-Field (Z-axis Above: 15cm) (Charging Mode)




E-Field and H-Field (Z-axis Above: 20cm) (Charging Mode)




For 127.7kHz + 133.0kHz + 326.5kHz
E-Field and H-Field (Left) (Charging Mode)




E-Field and H-Field (Right) (Charging Mode)




E-Field and H-Field (Top) (Charging Mode)




E-Field and H-Field (Bottom) (Charging Mode)




E-Field and H-Field (Z-axis Above: 15cm) (Charging Mode)




E-Field and H-Field (Z-axis Above: 20cm) (Charging Mode)




E-Field and H-Field (Left) (Standby Mode)




E-Field and H-Field (Right) (Standby Mode)



E-Field and H-Field (Top) (Standby Mode)



E-Field and H-Field (Bottom) (Standby Mode)



E-Field and H-Field (Z-axis_Above: 15cm) (Standby Mode)



E-Field and H-Field (Z-axis_Above: 20cm) (Standby Mode)

