

Technical Support

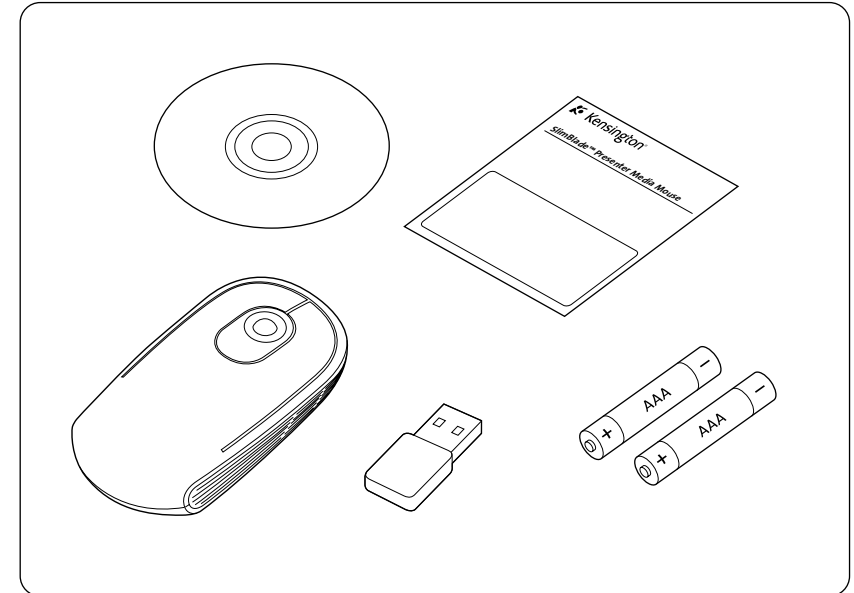
België / Belgique	02 275 0684
Canada	1 800 268 3447
Denmark	35 25 87 62
Deutschland	0211 6579 1159
España	91 662 38 33
Finland	09 2290 6004
France	01 70 20 00 41
Hungary	20 9430 612
Ireland	01 601 1163
Italia	02 4827 1154
México	55 15 00 57 00
Nederland	053 482 9868
Norway	22 70 82 01
Österreich	01 790 855 701
Portugal	800 831 438
Schweiz / Suisse	01 730 3830
Sweden	08 5792 9009
United Kingdom	0207 949 0119
United States	1 800 535 4242
International Toll	+31 53 484 9135



SlimBlade™ Presenter Media Mouse

INSTRUCTION GUIDE

Contents



For technical support visit
Pour tout support technique
veuillez visiter
www.kensington.com



The Kensington Promise™



Kensington Computer Products Group
A Division of ACCO Brands
333 Twin Dolphin Drive, Sixth floor
Redwood Shores, CA 94065

Designed in California, U.S.A. by Kensington
Made in China

ACCO Brands Europe
Oxford Road
Aylesbury
Bucks, HP21 8SZ
United Kingdom

Patents Pending

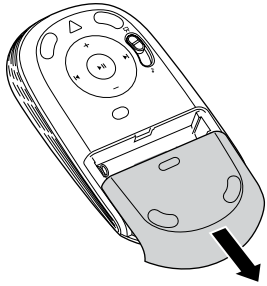
ACCO Canada Inc.
5 Precidio Court
Brampton
Ontario
L6S 6B7
Canada

ACCO Australia
Level 2, 8 Lord St
Botany NSW 2019
PO Box 311
Rosebery NSW 1445
Australia

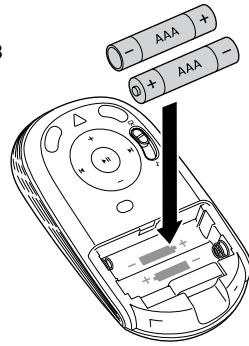
www.kensington.com

1 Install batteries

A

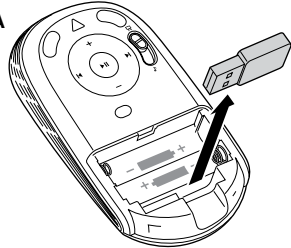


B

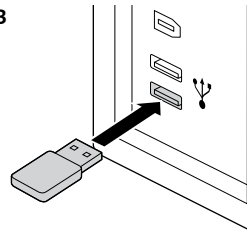


2 Plug in the USB receiver

A

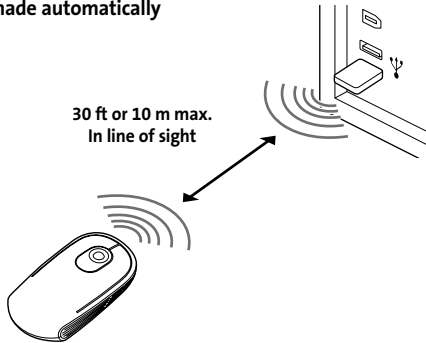


B



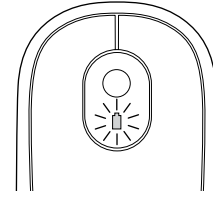
The wireless connection is made automatically

30 ft or 10 m max.
In line of sight



No direct line of sight required

Battery indicator

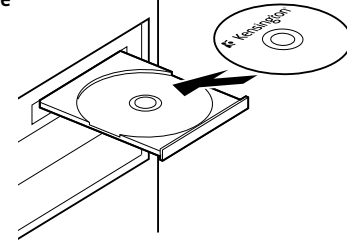


Once batteries are installed and a wireless connection is made, the green LED will stay solid for 5 seconds at start up. If there is connection but the battery is weak, the LED will flash red for 5 seconds. If the battery gets weak in the middle of use, the LED will also flash red.

LED will also light up when the Receiver is removed from the mouse to start up.

Note: Please use fresh non-rechargeable alkaline batteries. We recommend that you use same brand of batteries.

3 Install the Driver Software



For PC Users - this driver will allow you to have 4 way tilt scroll control

For Mac Users - this driver will allow you to use the D-Pad under the mouse to control iTunes

Jogball Functionality

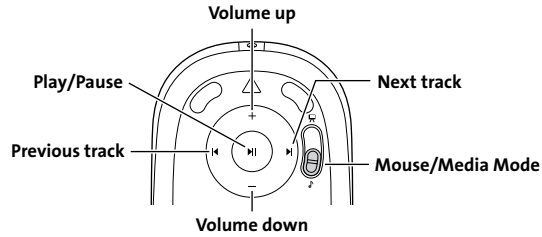
This is a 2 Button Mouse with a jogball for 360 degrees scroll (Driver is required for this functionality). Rolling this jogball scrolls the document on screen. The Mouse shuts down when the dongle is stored inside it.

Mouse/Media Mode and Presenter Mode Functionality

The switch to the right of the D-pad toggles between Mouse/Media Mode and Presenter Mode.

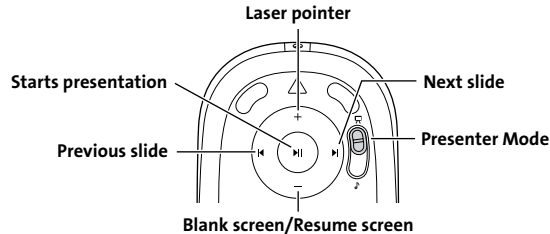
Mouse/Media Mode

To use as a mouse or media controller, keep switch in down position, indicated by musical note 🎵.

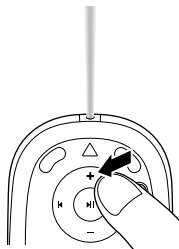


Presenter Mode

To use in Presenter Mode to control a slide presentation, keep switch in up position, indicated by presentation screen icon 🖥️.



To activate the laser pointer, press +.



Common Troubleshooting Steps

1. Un-plug and re-plug the receiver.
2. Install fresh batteries in the mouse
3. Test the device on another port or computer.
4. Some surfaces may “trick” the sensor, such as reflective surfaces like glass or mirrors. As a result this product will not work well on glass or mirror surfaces. The sensor should perform well on all other surfaces.

IMPORTANT: Computer User Health Information

In recent years, medical attention on occupational injuries has identified normal, seemingly harmless activities as a potential cause of a wide range of problems collectively known as Repetitive Stress Injuries (RSI) or Cumulative Trauma Disorders (CTD). It is now recognized that any repetitive motion may contribute to these health problems. As a computer user, you might also be at risk.

By paying attention to the way you perform your work, use your computer and phone, play sports, and work around the house, you can identify the behaviors that may be putting you at risk. If you experience pain, swelling, numbness, or weakness in your wrists or hands (especially during sleep), see your physician immediately. These symptoms could mean that you are developing a repetitive stress injury that requires prompt medical attention. For more detailed information, consult your doctor.

Technical Support

Technical support is available to all registered users of Kensington products. There is no charge for technical support except the cost of the phone call, and long distance charges where applicable. Technical Support Contact information can be found on the back page of this manual.

Technical Support Tips

- You may find the answer to your problem in the Frequently Asked Questions (FAQ) section of the Support area on the Kensington Website: www.support.kensington.com.
- Call from a phone where you have access to your computer
- Be prepared to provide the following information:
 - Name, address, and telephone number
 - The name of the Kensington product
 - Make and model of your computer
 - Your system software and version
 - Symptoms of the problem and what led to them

CLASS 1 AND CLASS 2 LASER SAFETY STATEMENT:

This device complies with international standard IEC 60825-1: 2001-08, class 1 and class 2 laser products and also Comply with 21 CFR 1040.10 and 1040.11 except for deviation pursuant to Laser Notice No. 50 dated 7/2001. Operating temperature: between 0 ° C (32° F) to 40° C (104° F).

CAUTION: This device has no serviceable parts. Use of controls or adjustments or performance of procedures other than those specified herein may result in hazardous radiation exposure.

CLASS 1 LASER DEVICES (INVISIBLE LASER)



1. Emission of a parallel beam of infrared user-invisible light, which is safe under reasonably foreseeable conditions of operation
2. Maximum power of 716 microwatts CW, wavelength range 832-865 nanometers
3. Class 1 laser beam is emitted from the bottom of the device
4. **CAUTION:** While the Class 1 laser in this product is safe under normal use, the laser beam (which is invisible to the human eye) should not be pointed at anyone's eyes.

CLASS 2 LASER DEVICES

1. Emission of a parallel beam of visible light
2. Maximum Power of 1 milliwatt CW, wavelength range 650±20 nanometers
3. Class 2 laser beam is emitted from the front of the device
4. Class 2 laser Safety Caution:

- Do not stare into beam
- Do not shine a laser pointer at anyone. Laser pointers are designed to illuminate inanimate objects
- Do not allow minors to use a pointer unsupervised. Laser pointers are not toys
- Do not point a laser pointer at a mirror-like (reflective) surface. A reflected beam can act like a direct beam on the eye
- Do not disassemble the device
- Do not use the device outside of its specified operating temperature range

SAFETY AND USAGE GUIDELINES

1. In the absence of proper operation and if customer initiated troubleshooting is unsuccessful, switch off device and call Kensington technical support. www.kensington.com.
2. Do not disassemble product or expose it to liquid, humidity, moisture or temperatures outside the specified operating ranges of 0° C (32° F) to 40° C (104° F).
3. If your product is exposed to out of range temperatures, switch it off and allow temperature to return to the normal operating range.

FIVE-YEAR LIMITED WARRANTY

KENSINGTON COMPUTER PRODUCTS GROUP ("KENSINGTON") warrants this product against defects in material and workmanship under normal use and service for five years from the original date of purchase. KENSINGTON, at its option, shall repair or replace the defective unit covered by this warranty. Please retain the dated sales receipt as evidence of the date of purchase. You will need it for any warranty service. In order to keep this limited warranty in effect, the product must have been handled and used as prescribed in the instructions accompanying this warranty. This limited warranty does not cover any damage due to accident, misuse, abuse or negligence. This limited warranty is valid only if the product is used with the equipment specified on the product box. Please check product box for details or call KENSINGTON technical support.

DISCLAIMER OF WARRANTY

EXCEPT FOR THE LIMITED WARRANTY PROVIDED HEREIN, TO THE EXTENT PERMITTED BY LAW, KENSINGTON DISCLAIMS ALL WARRANTIES, EXPRESS OR IMPLIED, INCLUDING ALL WARRANTIES OF MERCHANTABILITY AND/OR FITNESS FOR A PARTICULAR PURPOSE. TO THE EXTENT THAT ANY IMPLIED WARRANTIES MAY NONETHELESS EXIST BY OPERATION OF LAW, ANY SUCH WARRANTIES ARE LIMITED TO FOUR YEARS. SOME STATES/PROVINCES DO NOT ALLOW LIMITATIONS ON HOW LONG AN IMPLIED WARRANTY LASTS, SO THE ABOVE LIMITATIONS MAY NOT APPLY TO YOU.

LIMITATION OF LIABILITY

REPAIR OR REPLACEMENT OF THIS PRODUCT, AS PROVIDED HEREIN, IS YOUR EXCLUSIVE REMEDY. KENSINGTON SHALL NOT BE LIABLE FOR ANY SPECIAL, INCIDENTAL OR CONSEQUENTIAL DAMAGES, INCLUDING, BUT NOT LIMITED TO, LOST REVENUES, LOST PROFITS, LOSS OF USE OF SOFTWARE, LOSS OR RECOVERY OF DATA, RENTAL OF REPLACEMENT EQUIPMENT, DOWNTIME, DAMAGE TO PROPERTY, AND THIRD-PARTY CLAIMS, ARISING OUT OF ANY THEORY OF RECOVERY, INCLUDING WARRANTY, CONTRACT, STATUTORY OR TORT. NOTWITHSTANDING THE TERM OF ANY LIMITED WARRANTY OR ANY WARRANTY IMPLIED BY LAW, OR IN THE EVENT THAT ANY LIMITED WARRANTY FAILS OF ITS ESSENTIAL PURPOSE, IN NO EVENT WILL KENSINGTON'S ENTIRE LIABILITY EXCEED THE PURCHASE PRICE OF THIS PRODUCT. SOME STATES/COUNTIES DO NOT ALLOW THE EXCLUSION OR LIMITATION OF INCIDENTAL OR CONSEQUENTIAL DAMAGES, SO THE ABOVE LIMITATION OR EXCLUSION MAY NOT APPLY TO YOU. THIS WARRANTY GIVES YOU SPECIFIC LEGAL RIGHTS AND YOU MAY ALSO HAVE OTHER RIGHTS THAT VARY FROM STATE TO STATE AND PROVINCE TO PROVINCE.

RF TECHNICAL SPECIFICATIONS

Operating Frequencies: 2.402 GHz~2.474GHz

FCC RADIATION EXPOSURE STATEMENT

This equipment complies with FCC radiation exposure limits set forth for an uncontrolled environment. End users must follow the specific operating instructions for satisfying RF exposure compliance. This transmitter must not be co-located or operating in conjunction with any other antenna or transmitter.

FEDERAL COMMUNICATIONS COMMISSION RADIO FREQUENCY INTERFERENCE STATEMENT

Note: This device has been tested and found to comply with the limits for a Class B digital device, pursuant to Part 15 of the FCC Rules. These limits are designed to provide reasonable protection against harmful interference in a residential installation. This equipment generates, uses and can radiate radio frequency energy and, if not installed and used in accordance with the instructions, may cause harmful interference to radio communications.

However, there is no guarantee that interference will not occur in a particular installation. If this equipment causes harmful interference to radio or television reception, which can be determined by turning the equipment off and on, the user is encouraged to try to correct the interference by one or more of the following measures:

- Reorient or relocate the receiving antenna.
- Increase the separation between the equipment and receiver.
- Connect the equipment into an outlet on a circuit different from that to which the receiver is connected.
- Consult the dealer or an experienced radio/TV technician for help.

MODIFICATIONS: Modifications not expressly approved by Kensington may void the user's authority to operate the device under FCC regulations and must not be made.

SHIELDED CABLES: In order to meet FCC requirements, all connections to equipment using a Kensington input device should be made using only the shielded cables.

FCC DECLARATION OF CONFORMITY COMPLIANCE STATEMENT

This product complies with Part 15 of the FCC Rules. Operation is subject to two conditions: (1) This device may not cause harmful interference, and, (2) this device must accept any interference received, including interference that may cause undesired operation. As defined in Section 2.909 of the FCC Rules, the responsible party for this device is Kensington Computer Products Group, 333 Twin Dolphin Drive, Redwood Shores, CA 94065, USA.

INDUSTRY CANADA CONFORMITY

This device has been tested and found to comply with the limits specified in RSS-210. Operation is subject to the following two conditions: (1) This device may not cause interference, and (2) This device must accept any interference, including interference that may cause undesired operation of the device.

This Class [B] digital apparatus complies with Canadian ICES-003.

CE DECLARATION OF CONFORMITY

Kensington declares that this product is in compliance with the essential requirements and other relevant provisions of applicable EC directives.

For Europe, a copy of the Declaration of Conformity for this product may be obtained by clicking on the *Compliance Documentation* link at www.support.kensington.com.

THE FOLLOWING INFORMATION IS ONLY FOR EU-MEMBER STATES:



The use of the symbol indicates that this product may not be treated as household waste. By ensuring this product is disposed of correctly, you will help prevent potential negative consequences for the environment and human health, which could otherwise be caused by inappropriate waste handling of this product. For more detailed information about recycling of this product, please contact your local city office, your household waste disposal service or the shop where you purchased the product.

Kensington and ACCO are registered trademarks of ACCO Brands. SlimBlade is a trademark of ACCO Brands. The Kensington Promise is a service mark of ACCO Brands. Mac OS is a registered trademark of Apple, Inc. Windows Vista and Windows are either trademarks or registered trademarks of Microsoft Corporation. All other trademarks are the property of their respective owners.

© 2007 Kensington Computer Products Group, a division of ACCO Brands. Any unauthorized copying, duplicating, or other reproduction of the contents hereof is prohibited without written consent from Kensington Computer Products Group.

All rights reserved. 5/07