

ZippyUum

SCANCASE



USER MANUAL

Works with



Android

Models ZYGS004, ZYGS004-M
Updated: June 23, 2021

TABLE OF CONTENTS

About	3
Support	4
Features	5
Laser Safety	6
Compatible Devices	7
Installation & Removal	9
Installing the App	12
Pairing	13
LED Indicator	15
Surface & Internal Temp	17
Troubleshooting	18
Scanning Barcodes	21
Accuracy Check	23
Cleaning	25
Reset Procedure	27
Distance to Spot	28
Technical Specs	30
IP Rating	34
Warranty	37
Certifications	38
FCC Compliance	39
IC Warning	40

ABOUT

Scancase is an ultra-smart case that turns your phone into a powerful all-in-one device for infrared and probe temperature taking and barcode scanning.

Scancase's probe arm is compatible with standard K-type thermocouple connector probes.

An internal battery charged with a standard USB-C connector powers the case and also boosts your phone's battery.

Scancase models ZYGS003 and ZYGS003-M are compatible with iOS devices only.

Scancase models ZYGS004 and ZYGS004-M are compatible with Android devices only.

APPROVED USES

All models are food-grade, but only models ZYGS003-M and ZYGS004-M are rated for taking a person's forehead temperature scan.

SUPPORT

ZippyYum offers free support for our hardware and apps.

ONLINE RESOURCES

If you need help with your Scancase, please visit www.zippyyum.com for support resources including a knowledge base.

IN-APP RESOURCES

You can also access the knowledge base in the Help & Support area from the main menu of any ZippyYum app.

CONTACT US

To reach our support team, please use the Help & Support area from the main menu of any ZippyYum app.

You can also email us at support@zippyyum.com or live chat with us on our website.

FEATURES

Rotating arm

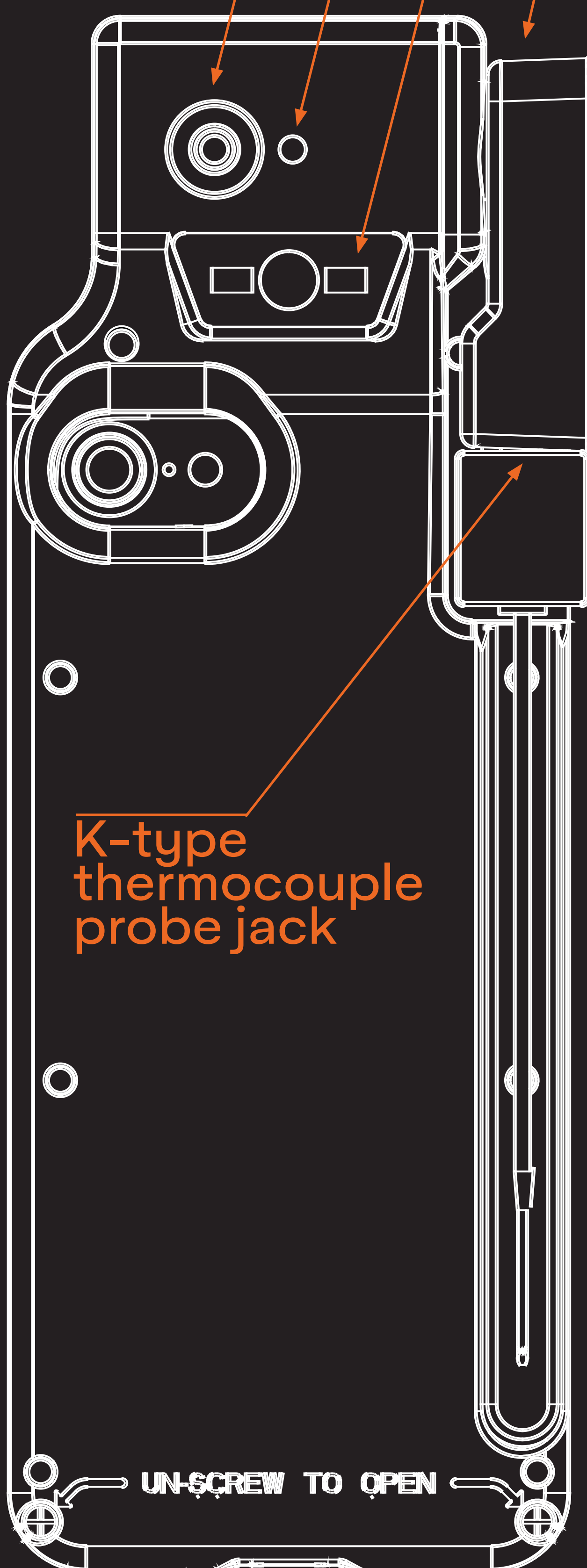

Barcode scanner

Laser indicator

Infrared sensor

LED indicator

Reset button



K-type thermocouple probe jack

UN-SCREW TO OPEN

USB-C charging port

LASER SAFETY

The ZippyYum Scancase contains a laser compliant with FDA 21 CFR 1040.10, subchapter J. Refer to the technical specifications for additional details. Every device is tested for compliance with Class II laser power limitation.

⚠ WARNING! 

The laser is activated whenever taking an infrared temperature.

Avoid directly exposing eyes to Scancase's laser as this may result in eye damage.


Never point the laser at another person. When using model ZYGS003-M or ZYGS004-M to take a person's forehead temperature the app will automatically disable the laser.

Always keep Scancase out of the reach of children and avoid indirect eye exposure via reflective surfaces such as glass and mirrors.

If Scancase is damaged, always perform an accuracy check prior to using Scancase for critical temperatures.

COMPATIBLE DEVICES

Scancase models ZYGS003 and ZYGS003-M are compatible with the iPhone SE, iPhone 8, and iPhone 7.



iPhone SE
iPhone 8
iPhone 7

Scancase models ZYGS004 and ZYGS004-M are compatible with the UMIDIGI A3X Android phone only.



android

UMIDIGI A3X

See page 41 for iPhone and Android device FCC and IC ID information.

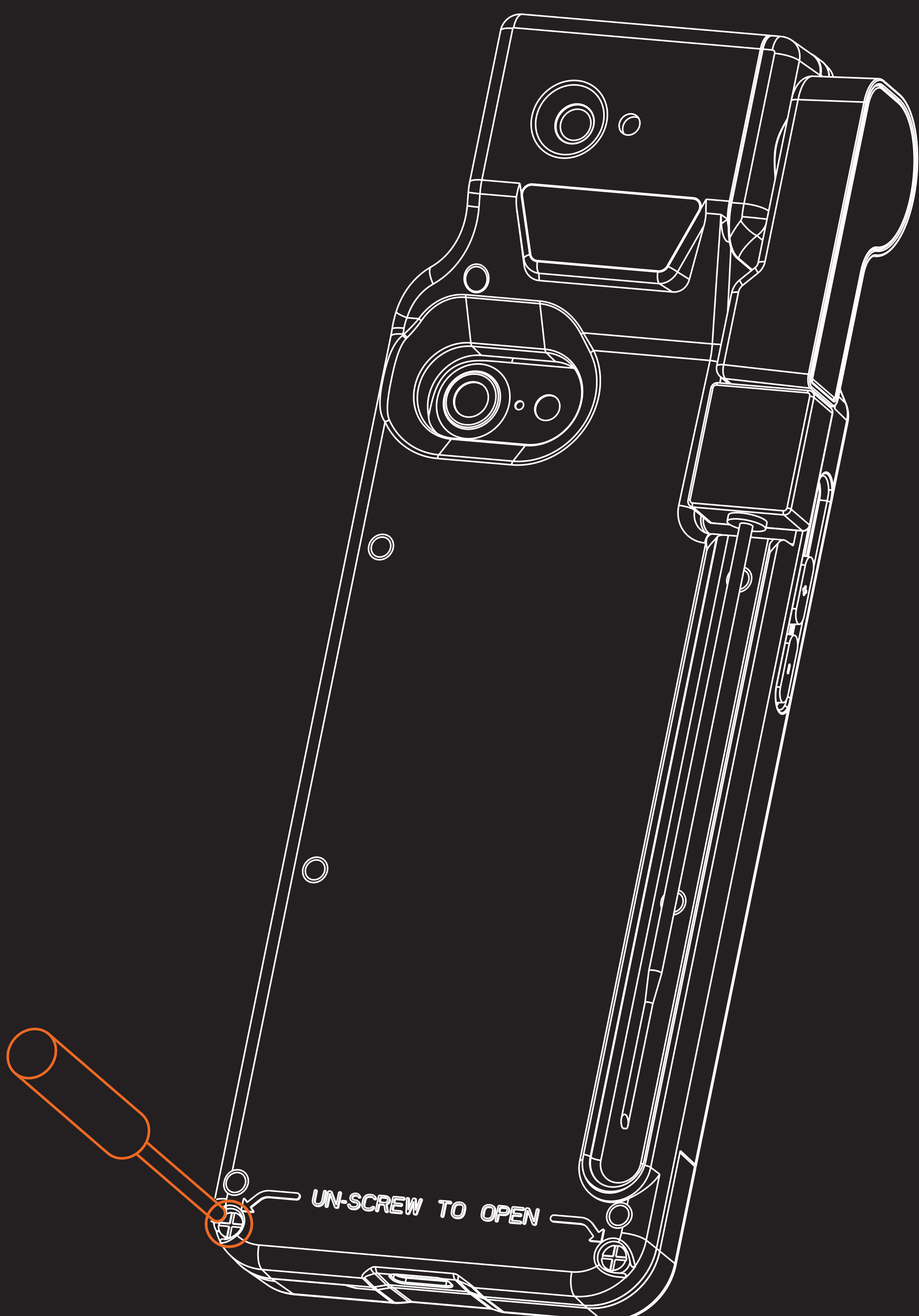
01. SETUP

INSTALLATION & REMOVAL

Scancase may be shipped with or without a phone pre-installed.


You can install or remove a compatible phone by following these steps.

Use the included screwdriver to unscrew the 2 screws located on the lower, rear panel of the case.



INSTALLATION & REMOVAL


Next, slide the bottom part of Scancase down gently to separate it from the top section of the case.



INSTALLATION & REMOVAL

If removing a phone, gently unplug the connector then slide the phone out of Scancase.


If installing a phone, slide it into Scancase and gently plug Scancase's connector into your phone.



INSTALLING THE APP

Your ZippyYum Scancase must be paired with the GoVentory or GoTemp app on an iOS or Android device before being used.

To install the app(s), tap below or visit: www.zippyyum.com/apps



TAP TO INSTALL

Once the GoVentory or GoTemp app is installed, log into the app using your login credentials.

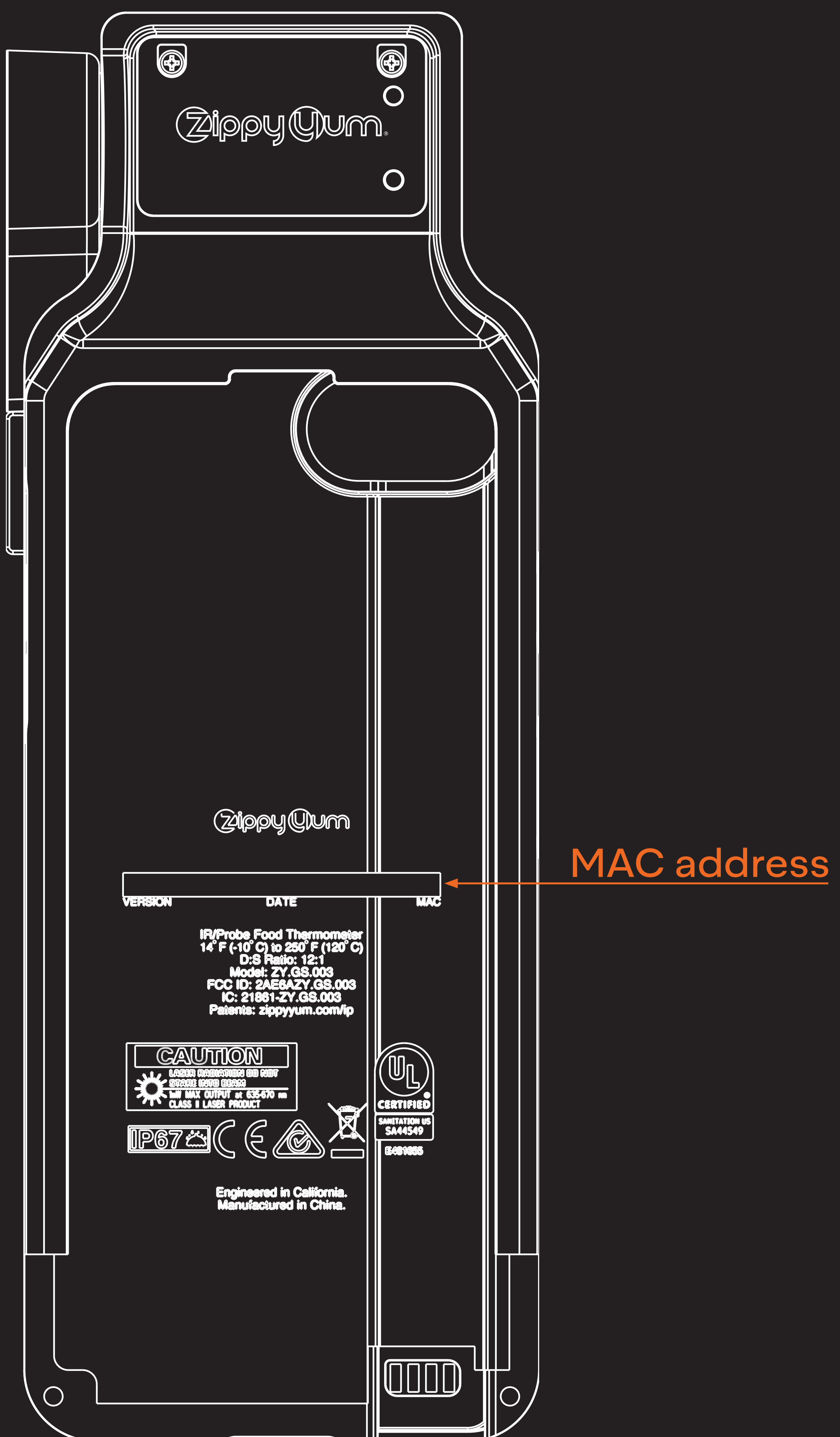
Now you're ready to pair.

PAIRING



PRO TIP

Your scancase's unique identifier, also known as its MAC address, is printed on the back of the device as shown below. You may need it during pairing.



PAIRING

The GoVentory and GoTemp apps will automatically connect to your scancase if only one scancase is detected.

If there are multiple cases, you'll see a list of options.

Available scancases will show as "SCANCASE_##" with ## being the last two digits of its MAC address.

The LED indicator will blink once a scancase is selected.

The ZippyYum Scancase will pair automatically or prompt you for a pairing code. If prompted, enter code '123456' in the app.


Bluetooth Pairing Request

"SCANCASE" would like to pair with your device. Enter the pairing code in your scancase's user guide.

Cancel	Pair
--------	------


LED INDICATOR

Scancase has an LED indicator to show battery information and pairing connectivity status to its iOS device.




INDICATOR OFF

Power off, sleep mode, or dead battery




RED LED

Battery critically low, should be charged




ORANGE LED

Battery charging, continue charging



GREEN LED

Battery charged, ready to use



IF FLASHING

Connected to iPhone



IF SOLID OR LED OFF

Not connected to iPhone

02. TAKING TEMPS

SURFACE & INTERNAL TEMP

Scancase's infrared thermometer measures surface temperature. Make sure to mix items prior to taking an infrared temperature to get an accurate reading.

When internal temperatures are more critical for items like meat cooking on a grill, use Scancase's built-in probe to take an internal probe temperature.

Cold Holding Example: Use your free, gloved hand to mix or move the top layer of veggies in a food pan to get the internal temperature using infrared.

Hot Holding Example: Use a spoon to mix hot items like soups prior to taking their temperature using infrared.

Cooking Example: Use Scancase's built-in probe to check burger patties on a grill.

TROUBLESHOOTING

If your temperatures seem off, please follow these troubleshooting steps prior to contacting our support team.

Start by thoroughly cleaning Scancase following the steps outlined in this guide. A dirty infrared lens is the most common cause of inaccurate infrared temperatures.

If multiple items are temping out-of-range, verify your equipment is turned on and set to the proper temperature.

If taking infrared temperatures, verify proper steps are being taken to take internal temperatures by following the instructions on the previous page.

When contacting ZippyYum support be prepared to identify why you believe Scancase is not functioning (like using another thermometer to verify the temperature, etc.)

TROUBLESHOOTING

Make sure food is not covered, Scancase can't measure through glass or plastic.

Steam, dust, smoke, and vapor can obstruct Scancase's sensors.

Avoid high humidity environments with condensation when using infrared.

Avoid measuring reflective surfaces (like aluminum wrapping) unless a matte surface is on top (like a label).


When a sudden change of temperature occurs (like walking into a freezer), Scancase may need to be preconditioned for up to 15 minutes for accurate temperatures.

Avoid angling Scancase for infrared temperatures. Keep Scancase perpendicular to the measured surface for best results.

03. SCANNING BARCODES

SCANNING BARCODES

Scancase emits a laser to indicate where it is scanning. Make sure the laser completely crosses through the entire barcode for proper scanning. Scancase cannot be submerged during scanning.



For best results, keep Scancase between 2" to 5" (5 cm to 12 cm) away from the barcode while scanning.

Scancase can scan when slightly angled from the barcode surface, but keeping Scancase perpendicular to the barcode will allow for more consistent scanning.

04.

SERVICE & CLEANING

ACCURACY CHECK

QUICK ACCURACY CHECK

To quickly check Scancase's infrared thermometer, fill a cup with ice and add enough cold water just to fill in the gaps between the ice.

Let the ice water sit for 2 minutes, then stir thoroughly.

Hold Scancase about 6" to 8" directly above the ice and take an infrared temperature.

Make sure Scancase is pointed straight down and not angled, otherwise you may be taking the cup's temperature instead of the ice water.

Scancase should read about 32.0°F or 0°C. If Scancase is more than 4°F or 2°C out-of-range, please contact ZippyYum support.

ACCURACY CHECK

REMINDER!

The only way to check the accuracy of an IR thermometer is to verify it against a known temperature. Using a probe-based thermometer will produce different results and should not be used to check Scancase's IR accuracy.

COMPLETE ACCURACY CHECK

For a more detailed accuracy check procedure for both hot and cold temperatures, please visit the ZippyYum knowledge base.

You can access the knowledge base in the Help & Support area from the main menu of any ZippyYum app.

If you need further assistance with performing an accuracy check please contact our team by emailing support@zippyyum.com or live chat with us on our website.

CLEANING

Scancase's sensors should always be kept free of dirt, dust, moisture, smoke, and debris.

WARNING!

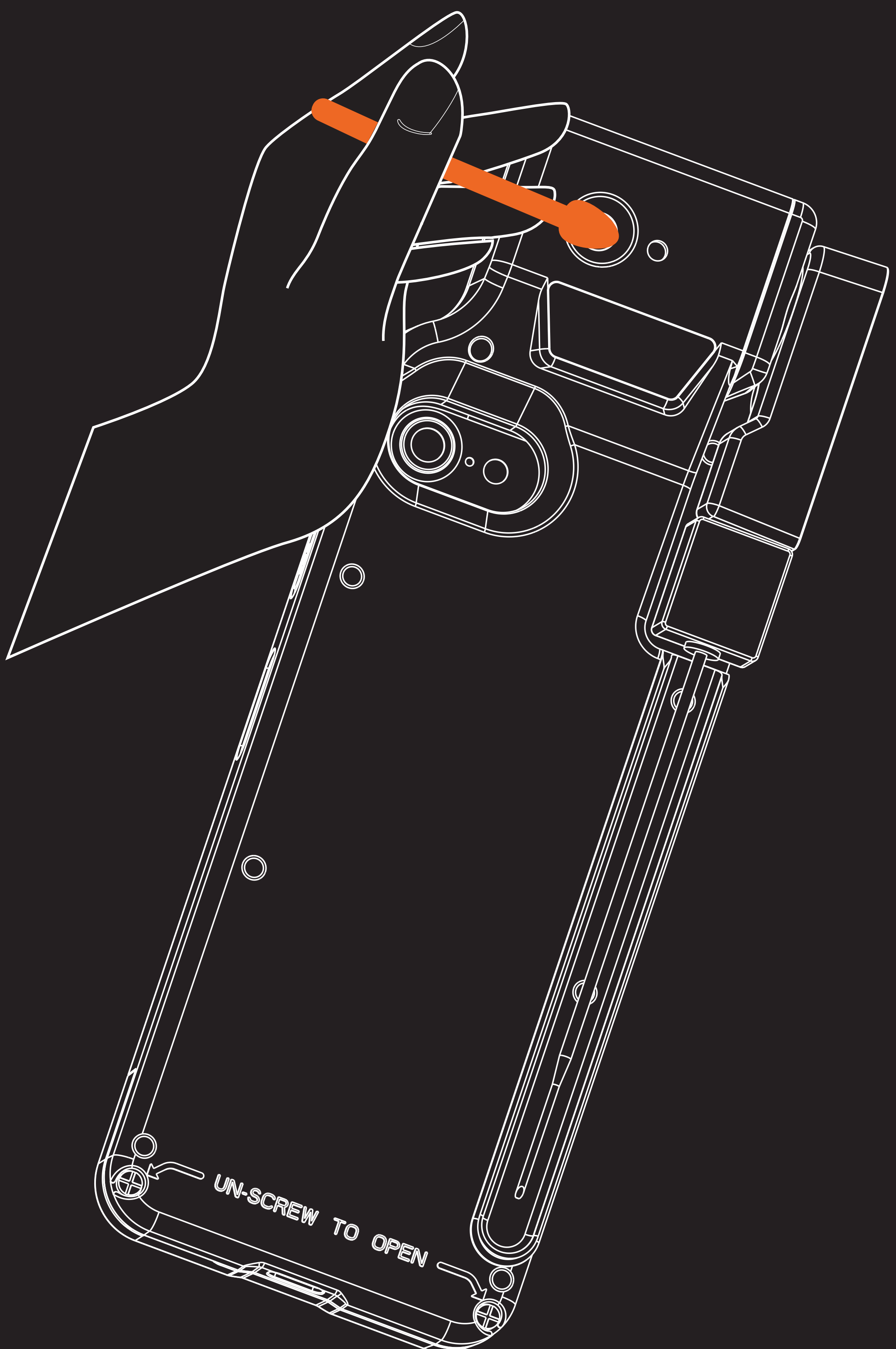
Do not submerge Scancase or wash in a dishwasher.

To clean the barcode scanner or body of Scancase, moisten a cloth with a water-based mild detergent and wipe the device.

CLEANING

A dirty infrared lens is the most common cause of inaccurate infrared temperatures.

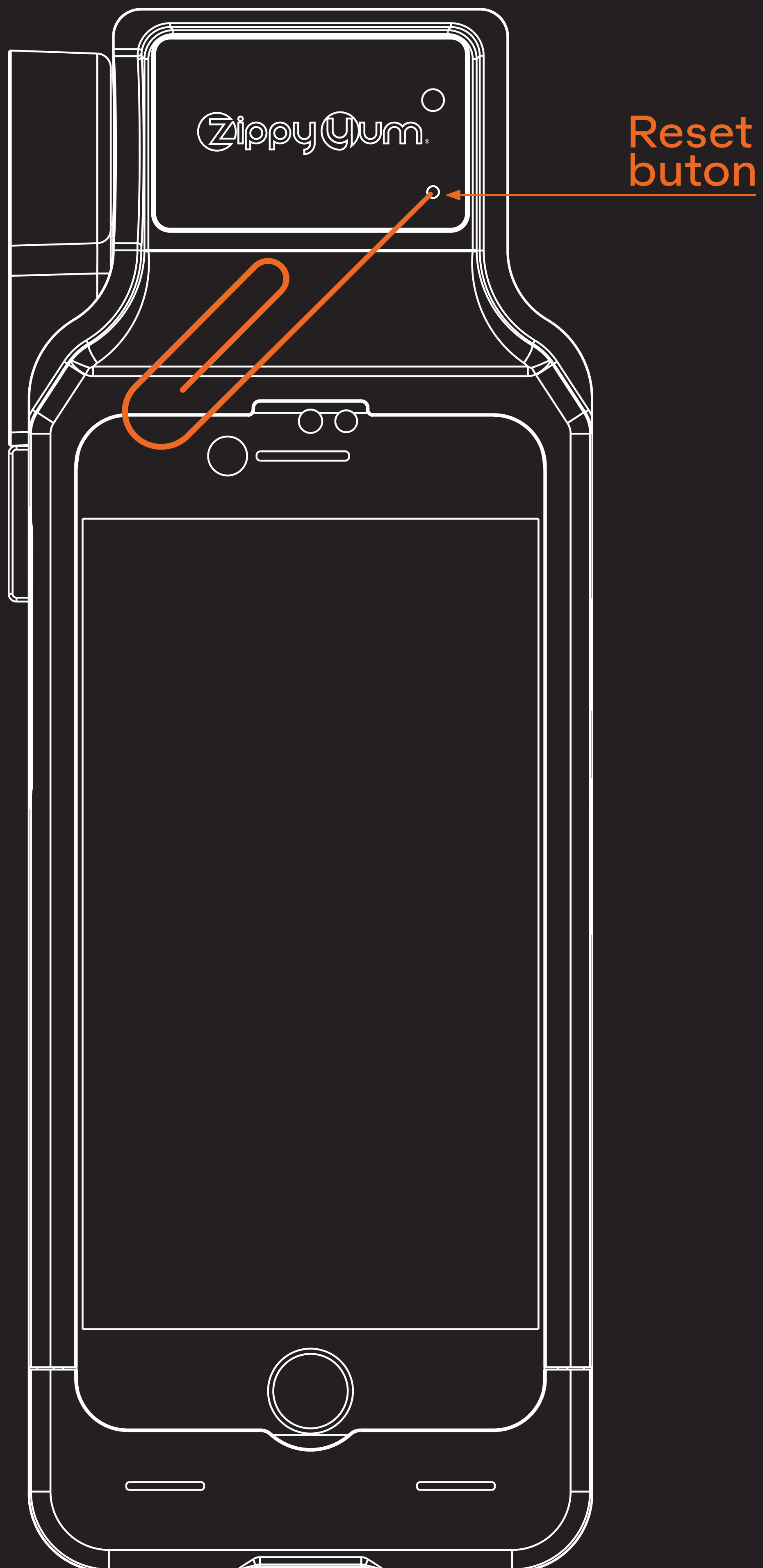
To clean the infrared lens, lightly moisten a cotton swab with water and insert and swirl it in the lens opening to clean any debris. Repeat with a clean cotton swab until it comes out clean. Finish with a dry cotton swab to dry the lens.



RESET PROCEDURE

To reset Scancase, use a thin pin like a paperclip to press the reset button located on the top area on the front of Scancase.

Scancase will blink orange 5 times to confirm the reset.



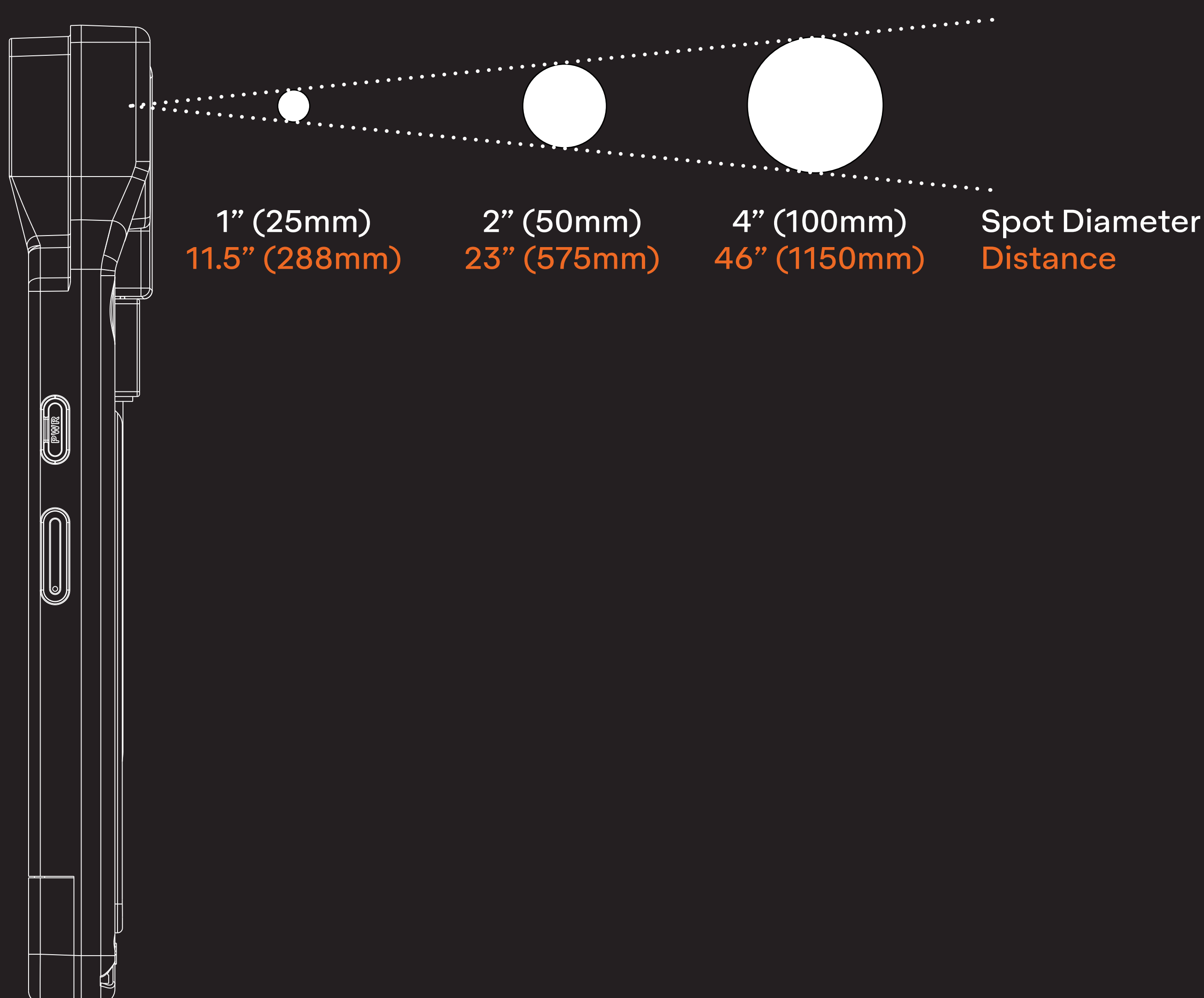
DISTANCE TO SPOT

The field of view (distance-to-spot) is the area where temperature is being measured via infrared.

The distance you hold Scancase away from the product determines the dimensions of this area.

The further away from the product, the larger the area being measured. The laser helps indicate where Scancase is measuring.

Hold Scancase about 6" away from the item you want to measure for accurate temperatures.



05. TECHNICAL SPECS

TECHNICAL SPECS

OPERATING CONDITIONS

Storage Temp	14°F to 113°F -10°C to 45°C
Operating Temp	50°F to 104°F 10°C to 40°C
Humidity	10% to 90%
Charging Current	RH≤1,000mA MODELS: ZYGS003, ZYGS003-M RH≤1,500mA MODELS: ZYGS004, ZYGS004-M
Charging Voltage	5V
Bluetooth Power	<0 dBm

BATTERY

Capacity	2,000 mAh MODELS: ZYGS003, ZYGS003-M 4,000 mAh MODELS: ZYGS004, ZYGS004-M
Voltage	3.7V
Standby Time	400 hours MODELS: ZYGS003, ZYGS003-M 600 hours MODELS: ZYGS004, ZYGS004-M
Measuring Time	200 hours MODELS: ZYGS003, ZYGS003-M 350 hours MODELS: ZYGS004, ZYGS004-M

LASER

Peak Wavelength	650 nm
Optical Power	<1 mW

TECHNICAL SPECS

OTHER

Temperature Unit	°F and °C
IR Measurement Range	-94°F to 716°F -70°C to 380°C
Probe Measurement Range	-454°F to 2500°F -270°C to 1372°C

Actual probe measurement may be limited by the range of the probe. Please refer to your probe's documentation prior to use. Never use a probe to measure items outside the listed temperature range.

Repeatability	Within accuracy
Response Time	1 second
Probe Resolution	0.25°F or 0.25°C
Probe Accuracy at Room Temp (77°F or 25°C) IR	±2°F or ±1°C when object is 14°F to 392°F
Resolution	0.1°F or 0.1°C

OTHER

Electromagnetic Interference	Protected
Electrostatic Discharge	Protected

TECHNICAL SPECS

THERMOMETER

IR Accuracy at Room Temp (77°F or 25°C)	$\pm 2^{\circ}\text{F}$ or $\pm 1^{\circ}\text{C}$ when object is 32°F to 140°F
	$\pm 4^{\circ}\text{F}$ or $\pm 2^{\circ}\text{C}$ when object is <32°F or >140°F
IR Emissivity	0.95 (preset, but adjustable)
IR Measurement Distance	1" to 12" 2.5 cm to 30cm
Distance-to-Spot	12:1

BARCODE SCANNER

Sensor Type	Image
Scanning Speed	1/60th second
Field of View	Diagonal 54°Level 45°Vertical
Precision	36°2D \geq 7.5 mil 1D \geq 5mil
Ambient Light	Max 100,000 lux
Tilt Angle	360°

TECHNICAL SPECS

BARCODE SCANNER

Incline Angle	Up to 65°
Pitch Angle	Up to 60°
Depth of Field Code 128 10 Mil 18 bytes Paper Code	60 to 200 mm
Depth of Field Code 128 18 bytes Phone Code	60 to 200 mm
Depth of Field QR 10 mil 160 bytes Paper Code	40 to 120 mm
Depth of Field DM 15 mil 100 bytes Paper Code	50 to 140 mm
Depth of Field QR 18 bytes Phone Code	50 to 250 mm

IP RATING

IP67 

Scancase is rated IP67 (maximum depth of 1 meter up to 30 minutes) under IEC standard 60529.

This rating is for the Scancase case only.

Please refer to the owner's manual for your compatible iOS device for its waterproof rating.

Complete protection is not guaranteed under all conditions.

Read this guide for proper use of Scancase. Malfunctions due to improper handling by the user are not covered under warranty.

06.

**WARRANTY
& LEGAL**

WARRANTY

ZippyYum warrants Scancase, at the time of its sale by ZippyYum, is free of defects in material, workmanship, and component failures under normal and proper use for a period of one (1) year from date of delivery.

This warranty applies worldwide.

ZippyYum's only obligation is to correct such defects by repair or replacement, at its option, if within the warranty period and the product is returned prepaid by the customer.

There are no other or implied warranties of any kind, including merchantability and fitness for a particular purpose.

ZippyYum is not liable for incidental, indirect, special, or consequential damages, including without limitation, damage to or loss of use of, any equipment, lost sales or profits, or delay...

WARRANTY

... or failure to perform this warranty obligation.

ZippyYum's liability on any claim for damages arising in connection with the manufacture, sale, installation, delivery, or use of Scancase shall never exceed the purchase price of the product.

The remedies provided herein are the exclusive remedies under this warranty, whether based on contract, tort, or otherwise.

In line with ZippyYum's policy of continuous development, ZippyYum reserves the right to alter any specifications without notice.

CERTIFICATIONS

Scancase conforms to the following standards:

UL LISTED FOR UL2333

Infrared Thermometers - E1481655

UL EPH CLASSIFIED FOR ANSI/NSF 2

Food Service Equipment - SA44549

FCC CFR47 PART 15 SECTION 15.247:2014

FCC ID: GU6ZYGS003 (iOS), GU6ZYGS004 (Android)

INDUSTRY CANADA RSS-247

IC: 1502A-ZYGS003 (iOS), 1502A-ZYGS004 (Android)

EUROPEAN UNION DIRECTIVES

1999/5/EC Radio & Telecommunications Terminal Equipment (R&TTE) Directive

2014/35/EU - Low Voltage (LVD) Directive

2014/30/EU - Electromagnetic Compatibility (EMC) Directive

2011/65/EU - EU Restriction of Hazardous Substances (RoHS) Directive

2012/19/EU - Waste Electrical and Electronic Equipment (WEEE) Directive

ACME (AUSTRALIA) STANDARDS

AS/NZS 4268:2012+ A1:2013

EN 61000-6-1:2007

EN 61000-6-3:2007 +A1:2011

EN 61000-3-2:2014

EN 61000-3-3:2013



Industrie
Canada

Industry
Canada

FCC COMPLIANCE

This device complies with Part 15 of the FCC rules and Industry Canada license-exempt RSS standard(s). Operation is subject to the following two conditions: (1) this device may not cause harmful interference, and (2) this device must accept any interference received, including interference that may cause undesired operation.

The manufacturer is not responsible for any radio or TV interference caused by unauthorized modifications or change to this equipment. Such modifications or change could void the user's authority to operate the equipment.

This equipment has been tested and found to comply with the limits for a Class B digital device, pursuant to part 15 of the FCC Rules. These limits are designed to provide reasonable protection against harmful interference in a residential installation. This equipment generates, uses and can radiate radio frequency energy and, if not installed and used in accordance with the instructions, may cause harmful interference to radio communications. However, there is no guarantee that interference will not occur in a particular installation. If this equipment does cause harmful interference to radio or television reception, which can be determined by turning the equipment off and on, the user is encouraged to try to correct the interference by one or more of the following measures:

- Reorient or relocate the receiving antenna.
- Increase the separation between the equipment and receiver.
- Connect the equipment into an outlet on a circuit different from that to which the receiver is connected.
- Consult the dealer or an experienced radio/TV technician for help.

The device has been evaluated to meet general RF exposure requirements.

IC WARNING

This device complies with Industry Canada license-exempt RSS standard(s). Operation is subject to the following two conditions:

1. This device may not cause interference.
2. This device must accept any interference, including interference that may cause undesired operation of the device.

Le présent appareil est conforme aux CNR d'Industrie Canada applicables aux appareils radio exempts de licence. L'exploitation est autorisée aux deux conditions suivantes:

1. l'appareil ne doit pas produire de brouillage
2. l'utilisateur de l'appareil doit accepter tout brouillage radioélectrique subi, même si le brouillage est susceptible d'en compromettre le fonctionnement.

The device has been evaluated to meet general RF exposure requirements.

L'appareil a été évalué pour répondre aux exigences générales d'exposition aux RF.

OTHER

The following device models are compatible with Scancase:

iPhone SE	FCC ID	IC ID
A2275	BCG-E3500A	579C-E3500A
A2296	BCG-E3501A	579C-E3501A
A2297	BCG-E3500A	579C-E3500A
A2298	BCG-E3500A	579C-E3500A

iPhone 8	FCC-ID	IC-ID
A1863	BCG-E3159A	579C-E3159A
A1905	BCG-E3172A	579C-E3172A
A1906	BCG-E3171A	579C-E3171A
A1907	BCG-E3159A	579C-E3159A

iPhone 7	FCC-ID	IC-ID
A1660	BCG-E3085A	579C-E3085A
A1778	BCG-E3091A	579C-E3091A
A1779	BCG-E3086A	579C-E3086A
A1780	BCG-E3085A	579C-E3085A

Android	FCC-ID	IC-ID
A3X	2ARUAA3PRO	26074-SXP32