

APPENDIX 3: Photographs of test setup

Conducted Emission




Radiated Spurious Emission


Front



Rear (below 1 GHz)




Rear (above 1 GHz)




Pre-check of Worst Case Position


X-axis



Y-axis



Z-axis



End of Report