



APPENDIX 3: Photographs of test setup

Radiated Spurious Emission


Front



Rear (below 1 GHz)




Rear (above 1 GHz)




Worst Case Position


Large
X-axis




Small
X-axis




Y-axis




Y-axis



Z-axis



Z-axis



End of Report