


## APPENDIX 1: Photographs of EUT and SAR test setup

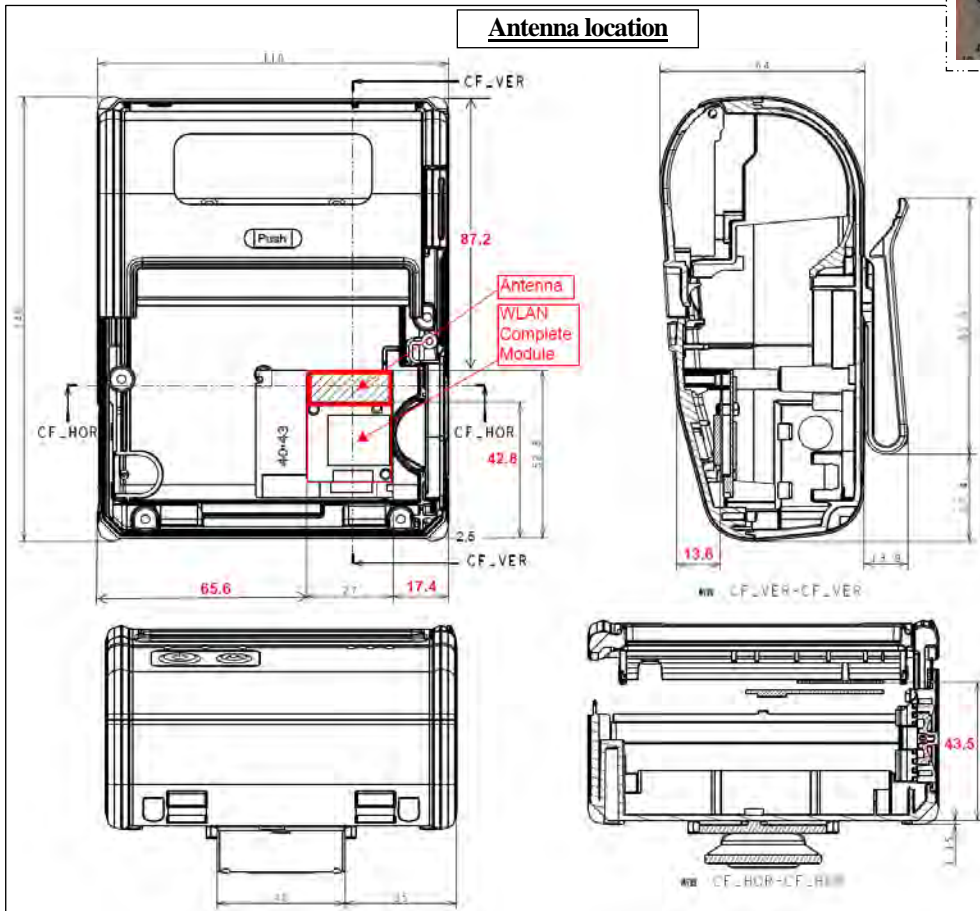

### Appendix 1-1: Photograph of Platform and antenna position

#### 1) M292C: Platform ID#2



**Appendix 1-1: Photograph of Platform and antenna position (cont'd)**

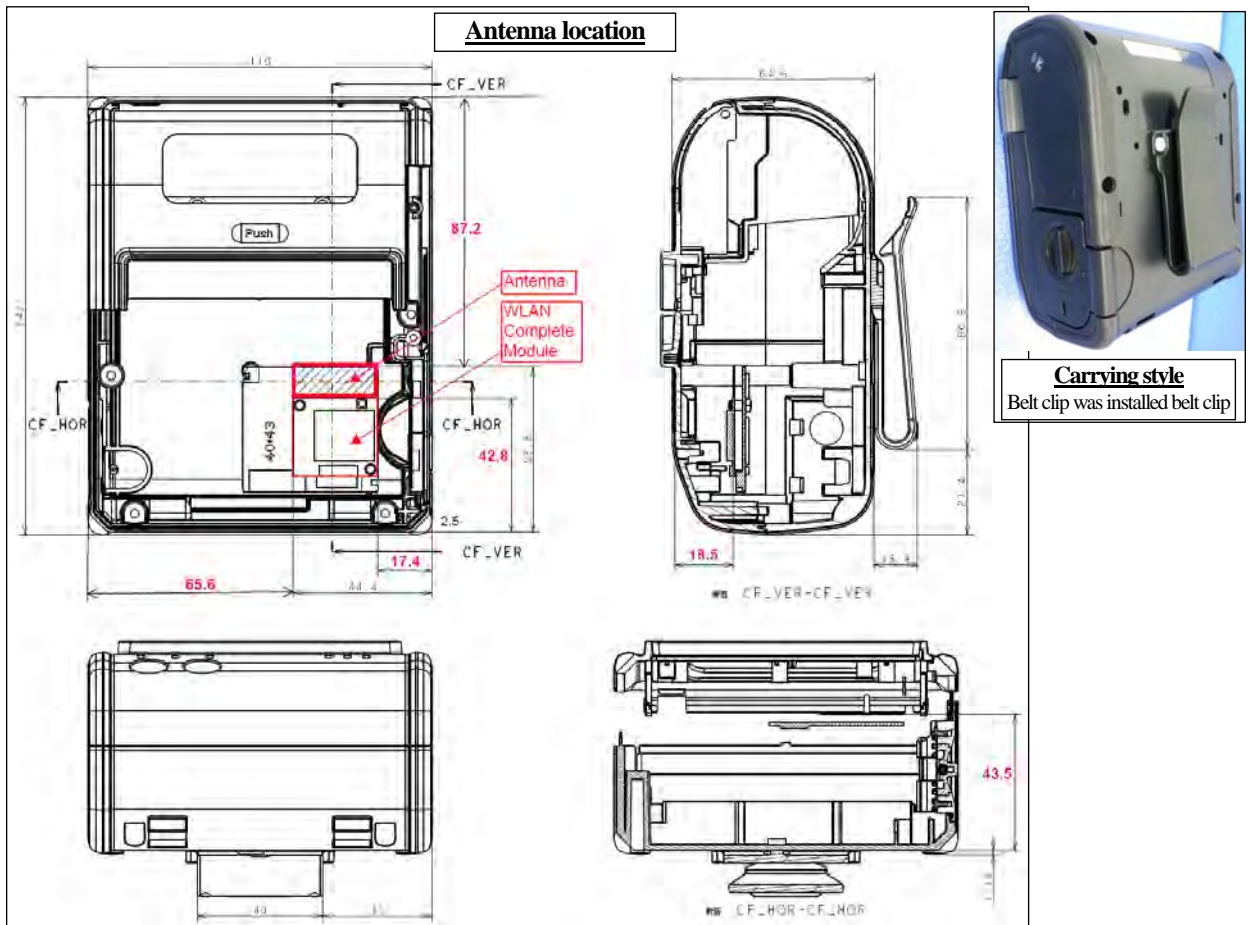

**2) M316A: Platform ID#3**






**Appendix 1-1: Photograph of Platform and antenna position (cont'd)**

**3) M316C: Platform ID#4**



**Appendix 1-2: EUT and support equipment**

**1) M292C: Platform ID#2**



**Description of EUT and Support Equipment**

No.	Item	Model number	Serial number	Manufacturer	Remark
A	WLAN Complete Module	VRL4149-0601F	B109126	SMK Corporation	EUT. (FCC ID: GT3FC016)
B	Thermal Printer	M292C	TFCF000296	SEIKO EPSON CORP.	EUT's platform
C	Rechargeable Li-ion Battery Pack (*: Accessory of printer: M292C)	D161A	2014-08-04SZNA00924	SEIKO EPSON CORP.	DC7.2V, typ.1950mAh, 14Wh
D	Jig A	PC8903T-X002	-	SMK Corporation	Support equipment.
E	Jig B	FC8903T-07E	-	SMK Corporation	Support equipment.
F	Jig C	FC9003T-5G-01	-	SMK Corporation	Support equipment.
G	AC Adaptor	US318-05-	903-0066439	UNIFIVE Co., LTD.	Support equipment.
H	Laptop PC (UL control#: KRE-17)	PP10L	CN-0H2049-48643-541-2264	DELL	Support equipment.
I	AC Adaptor (for Laptop PC)	(M/N)PA-1650-05D	CN-05U092-71615-543-6ABB	DELL	Support equipment.


**List of cables used**

No.	Name	Length (m)	Shield
①	Ribbon cable	0.1	Unshielded
②	Ribbon cable	0.1	Unshielded
③	RS232C serial cable	3	Shielded
④	LAN cable (Cat.6, Cross)	1.5	Unshielded

No.	Name	Length (m)	Shield
⑤	DC cable (AC adaptor)	1.8	Unshielded
⑥	DC cable (AC adaptor)	1.8	Unshielded
⑦	AC cable (AC adaptor)	0.9	Unshielded

**Appendix 1-2: EUT and support equipment (cont'd)**

**2) M316A: Platform ID#3**



**Description of EUT and Support Equipment**

No.	Item	Model number	Serial number	Manufacturer	Remark
A	WLAN Complete Module	VRL4149-0601F	B109126	SMK Corporation	EUT. (FCC ID: GT3FC016)
B	Thermal Printer	M316A	TTCF002078	SEIKO EPSON CORP.	EUT's platform
C	Rechargeable Li-ion Battery Pack (*: Accessory of printer: M316A)	D161A	2014-08-04SZNA00924	SEIKO EPSON CORP.	DC7.2V, typ.1950mAh, 14Wh
D	Jig A	PC8903T-X002	-	SMK Corporation	Support equipment.
E	Jig B	FC8903T-07E	-	SMK Corporation	Support equipment.
F	Jig C	FC9003T-5G-01	-	SMK Corporation	Support equipment.
G	AC Adaptor	US318-05-	903-0066439	UNIFIVE Co., LTD.	Support equipment.
H	Laptop PC (UL control#: KRE-17)	PP10L	CN-0H2049-48643-541-2264	DELL	Support equipment.
I	AC Adaptor (for Laptop PC)	(M/N) PA-1650-05D	CN-05U092-71615-543-6ABB	DELL	Support equipment.

**List of cables used**


No.	Name	Length (m)	Shield
①	Ribbon cable	0.1	Unshielded
②	Ribbon cable	0.1	Unshielded
③	RS232C serial cable	3	Shielded
④	LAN cable (Cat.6, Cross)	1.5	Unshielded

No.	Name	Length (m)	Shield
⑤	DC cable (AC adaptor)	1.8	Unshielded
⑥	DC cable (AC adaptor)	1.8	Unshielded
⑦	AC cable (AC adaptor)	0.9	Unshielded



**Appendix 1-2: EUT and support equipment (cont'd)**

**3) M316C: Platform ID#4**



**Description of EUT and Support Equipment**








No.	Item	Model number	Serial number	Manufacturer	Remark
A	WLAN Complete Module	VRL4149-0601F	B109126	SMK Corporation	EUT. (FCC ID: GT3FC016)
B	Thermal Printer	M316C	ECCN904763	SEIKO EPSON CORP.	EUT's platform
C	Rechargeable Li-ion Battery Pack (*: Accessory of printer: M316C)	D161A	2014-08-04SZNA00924	SEIKO EPSON CORP.	DC7.2V, typ.1950mAh, 14Wh
D	Jig A	PC8903T-X002	-	SMK Corporation	Support equipment.
E	Jig B	FC8903T-07E	-	SMK Corporation	Support equipment.
F	Jig C	FC9003T-5G-01	-	SMK Corporation	Support equipment.
G	AC Adaptor	US318-05-	903-0066439	UNIFIVE Co., LTD.	Support equipment.
H	Laptop PC (UL control#: KRE-17)	PP10L	CN-0H2049-48643-541-2264	DELL	Support equipment.
I	AC Adaptor (for Laptop PC)	(M/N) PA-1650-05D	CN-05U092-71615-543-6ABB	DELL	Support equipment.

**List of cables used**

No.	Name	Length (m)	Shield
①	Ribbon cable	0.1	Unshielded
②	Ribbon cable	0.1	Unshielded
③	RS232C serial cable	3	Shielded
④	LAN cable (Cat.6, Cross)	1.5	Unshielded

No.	Name	Length (m)	Shield
⑤	DC cable (AC adaptor)	1.8	Unshielded
⑥	DC cable (AC adaptor)	1.8	Unshielded
⑦	AC cable (AC adaptor)	0.9	Unshielded

**Appendix 1-3: Photograph of test setup**

Position	Setup photographs: M292C (Platform ID#2)			
Front (Touch)				
				
				
	Top-front (Touch)			
				



**Appendix 1-3: Photograph of test setup (cont'd)**

Position	Setup photographs: M316A (Platform ID#3)		
Top-front (Touch)			
			
Top-center (Touch)			
			
Right (Touch)			
			



**Appendix 1-3: Photograph of test setup (cont'd)**

Position	Setup photographs: M316C (Platform ID#4)		
Right (Touch)			
Top-front (Touch)			
Top-center (Touch)			