


APPENDIX 3: Photographs of test setup

Conducted Emission

DC 3.3 V Line




DC 1.8 V Line




Radiated Spurious Emission


Front view



Rear view (below 1GHz)




Rear view (above 1GHz)




Pre-check of the worst position


X-axis



Y-axis



Z-axis



End of Report