
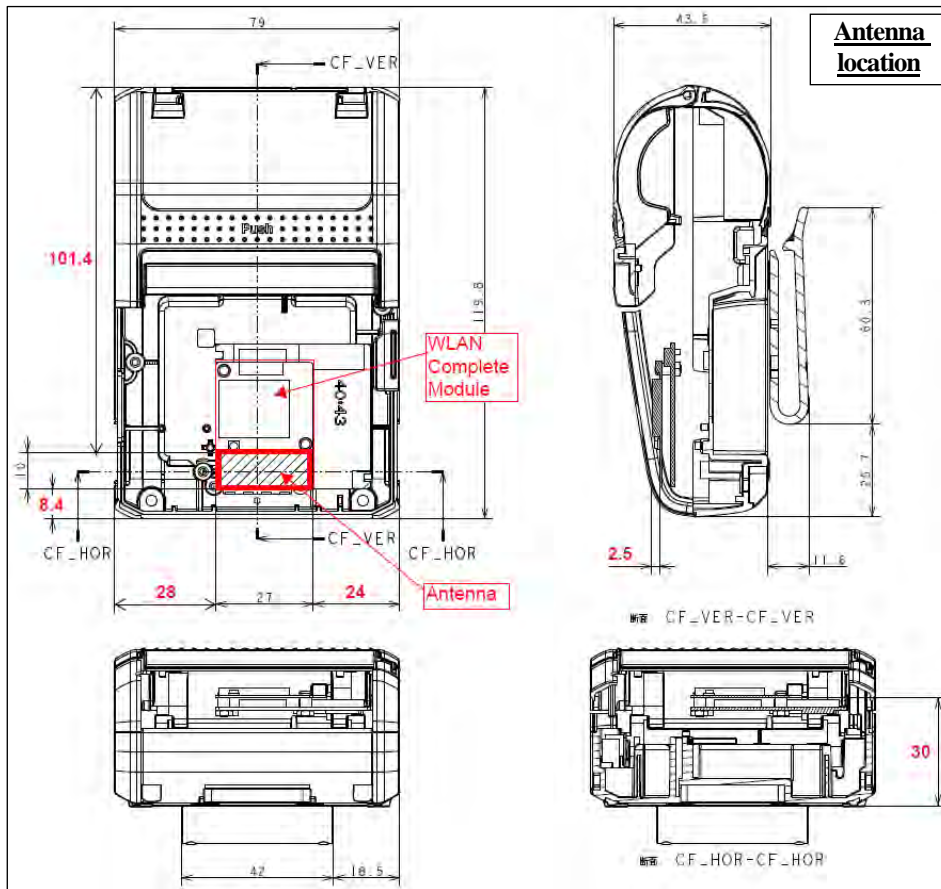


APPENDIX 1: Photographs of EUT and SAR test setup


Appendix 1-1: Photograph of Platform and antenna position



Carrying style
Belt clip was installed belt clip



Appendix 1-2: EUT and support equipment



Description of EUT and Support Equipment

No.	Item	Model number	Serial number	Manufacturer	Remark
A	WLAN Complete Module	VRL4149-0601F	B109126	SMK Corporation	EUT. (FCC ID: GT3FC016)
B	Thermal printer	M327A	VMPF000507	SEIKO EPSON CORP.	EUT's platform
C	Rechargeable Li-ion Battery Pack (DC 7.2 V, typ. 1240 mAh, 8.5 Wh)	D171A	2014-12-02BTMA	SEIKO EPSON CORP.	Accessory of printer: M327A.
D	Jig A	PC8903T-X002	-	SMK Corporation	Support equipment.
E	Jig B	FC8903T-07E	-	SMK Corporation	Support equipment.
F	Jig C	FC9003T-5G-01	-	SMK Corporation	Support equipment.
G	AC Adaptor	US318-05-	903-0066439	UNIFIVE Co., LTD.	Support equipment.
H	Laptop PC (UL control#: KRE-17)	PP10L	CN-0H2049-48643-541-2264	DELL	Support equipment.
I	AC Adaptor (for Laptop PC)	(M/N) PA-1650-05D	CN-05U092-71615-543-6ABB	DELL	Support equipment.

List of cables used

No.	Name	Length (m)	Shield
①	Ribbon cable	0.1	Unshielded
②	Ribbon cable	0.1	Unshielded
③	RS232C serial cable	3	Shielded
④	LAN cable (Cat.6, Cross)	1.5	Unshielded

No.	Name	Length (m)	Shield
⑤	DC cable (AC adaptor)	1.8	Unshielded
⑥	DC cable (AC adaptor)	1.8	Unshielded
⑦	AC cable (AC adaptor)	0.9	Unshielded

Appendix 1-3: Photograph of test setup

Position	Setup photographs (2.4 GHz band)		
Top-front (Gap: 5mm)			
			
Front (Touch)			
			
			

Appendix 1-3: Photograph of test setup (cont'd)

Position	Setup photographs (5 GHz band)		
Top-front (Gap: 5mm)			
			
Front (Touch)			
			
			