

APPENDIX 3: Photographs of test setup

Conducted emission

(DC 3.3V line)




(fornt)


(DC 1.8V line)



(front)



(rear)



(rear)

UL Japan, Inc. Shonan EMC Lab.


1-22-3 Megumigaoka, Hiratsuka-shi, Kanagawa-ken, 259-1220 JAPAN

Telephone : +81 463 50 6400


Facsimile : +81 463 50 6401

Radiated emission


(front)



(rear (below 1GHz))



(rear (above 1GHz))



UL Japan, Inc.

Shonan EMC Lab.

1-22-3 Megumigaoka, Hiratsuka-shi, Kanagawa-ken, 259-1220 JAPAN

Telephone : +81 463 50 6400

Facsimile : +81 463 50 6401


Pre-check of the worst position

(Module)

X-axis



Y-axis



Z-axis

