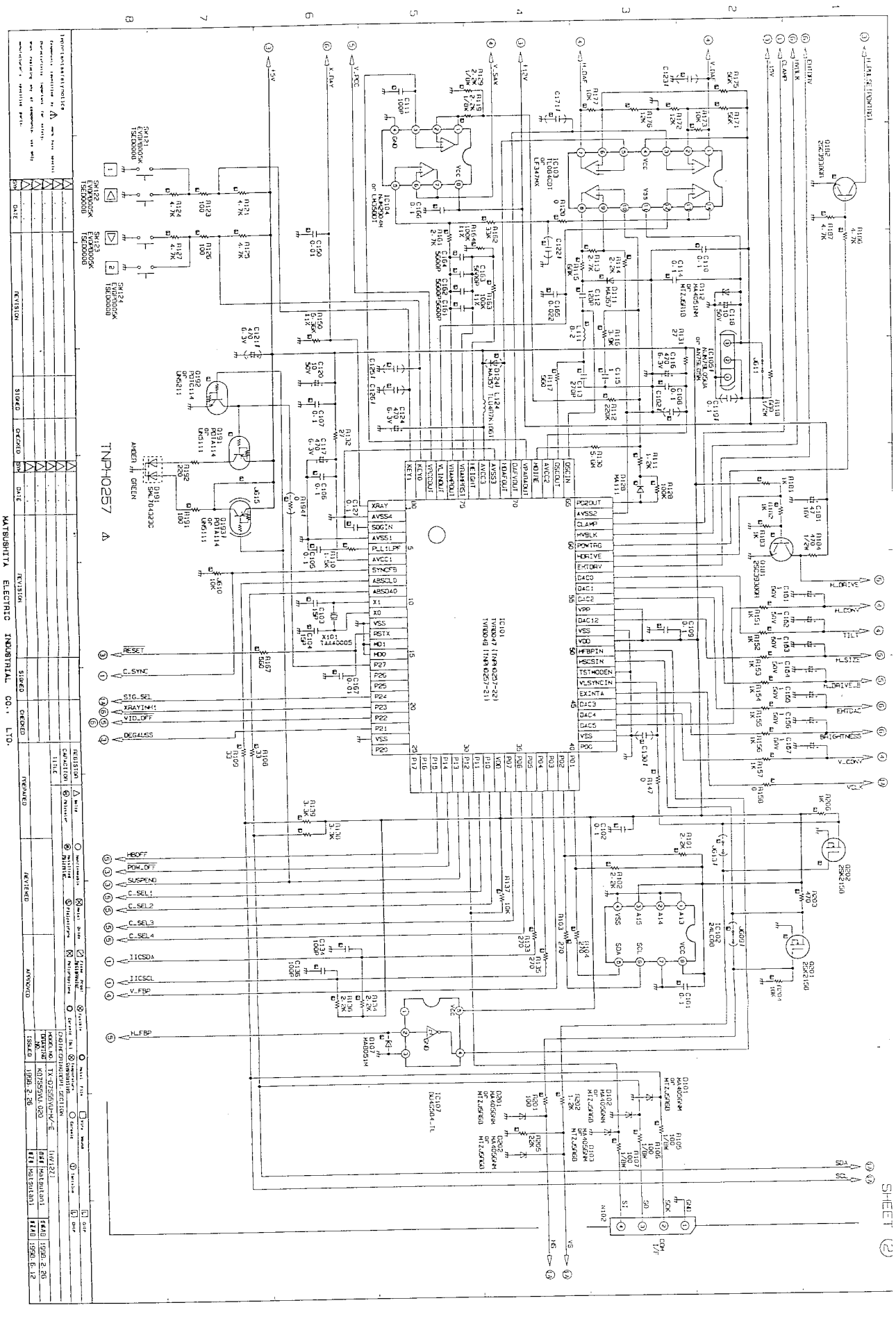


DATE: 1948.12.27
 DRAWN: J. J. BROWN
 CHECKED: J. J. BROWN
 APPROVED: J. J. BROWN

| NO. | REVISION | DATE | BY | REASON |
|-----|----------|------|----|--------|
| 1 | | | | |
| 2 | | | | |
| 3 | | | | |
| 4 | | | | |
| 5 | | | | |
| 6 | | | | |
| 7 | | | | |
| 8 | | | | |

STANDARD SYMBOLS:
 RESISTOR: [Symbol] VALUE
 CAPACITOR: [Symbol] VALUE
 VACUUM TUBE: [Symbol] TYPE
 TRANSFORMER: [Symbol] RATIO
 SPEAKER: [Symbol] SIZE
 ANTENNA: [Symbol] LENGTH
 GROUND: [Symbol] GND
 SHIELD: [Symbol] SHIELD

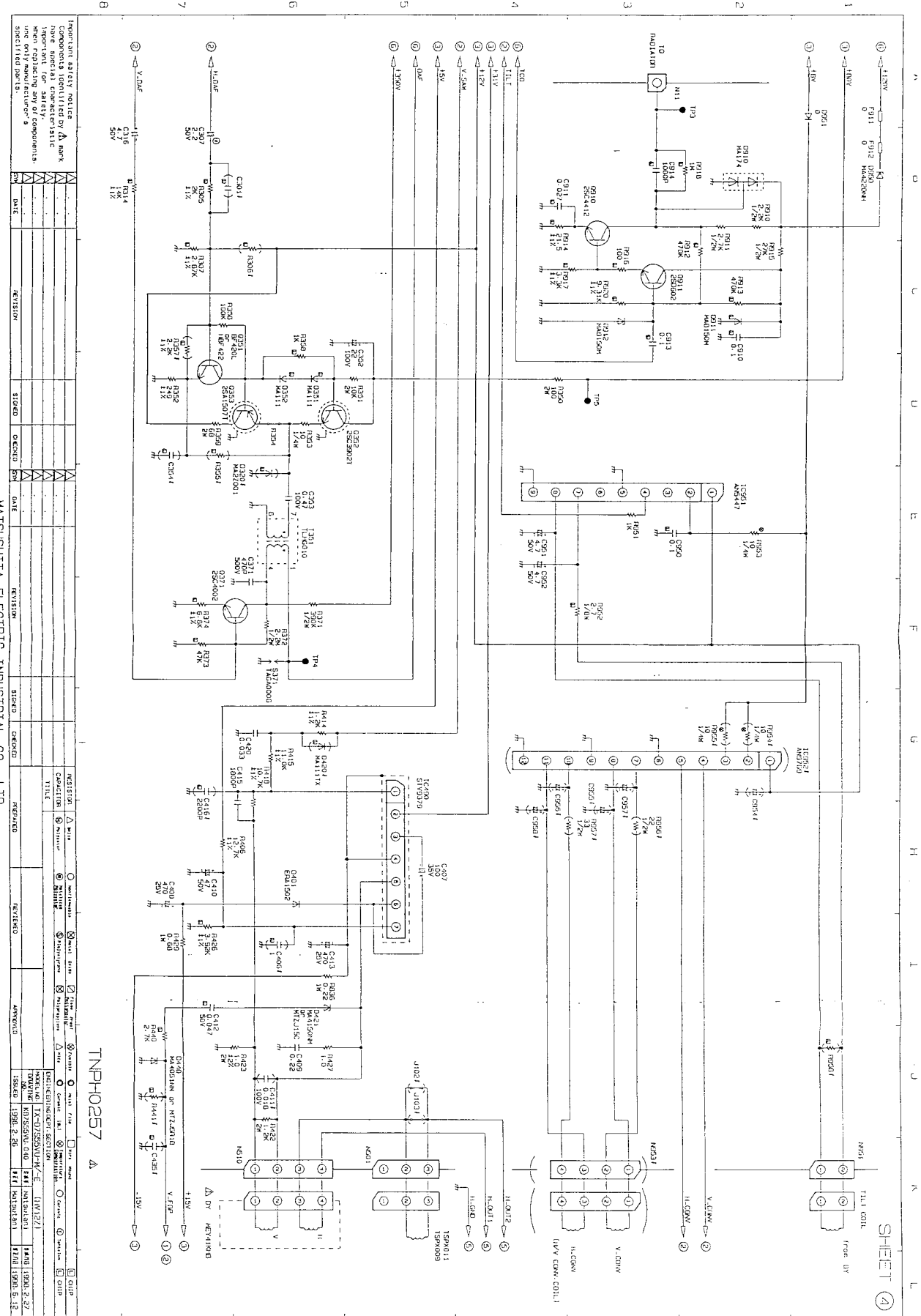


TNP40257 A

| REVISION | DATE | BY | CHKD | APP'D | DESCRIPTION |
|----------|------|----|------|-------|----------------|
| 1 | | | | | INITIAL DESIGN |
| 2 | | | | | REVISED |
| 3 | | | | | REVISED |
| 4 | | | | | REVISED |
| 5 | | | | | REVISED |
| 6 | | | | | REVISED |
| 7 | | | | | REVISED |
| 8 | | | | | REVISED |

MAZDAHITA ELECTRIC INDUSTRIAL CO., LTD.

DATE: 1988.12.25
 DRAWN: TX 0255947-E
 CHECKED: K0195941-003
 SCALE: 1/20
 1/20 (1988.12.25)

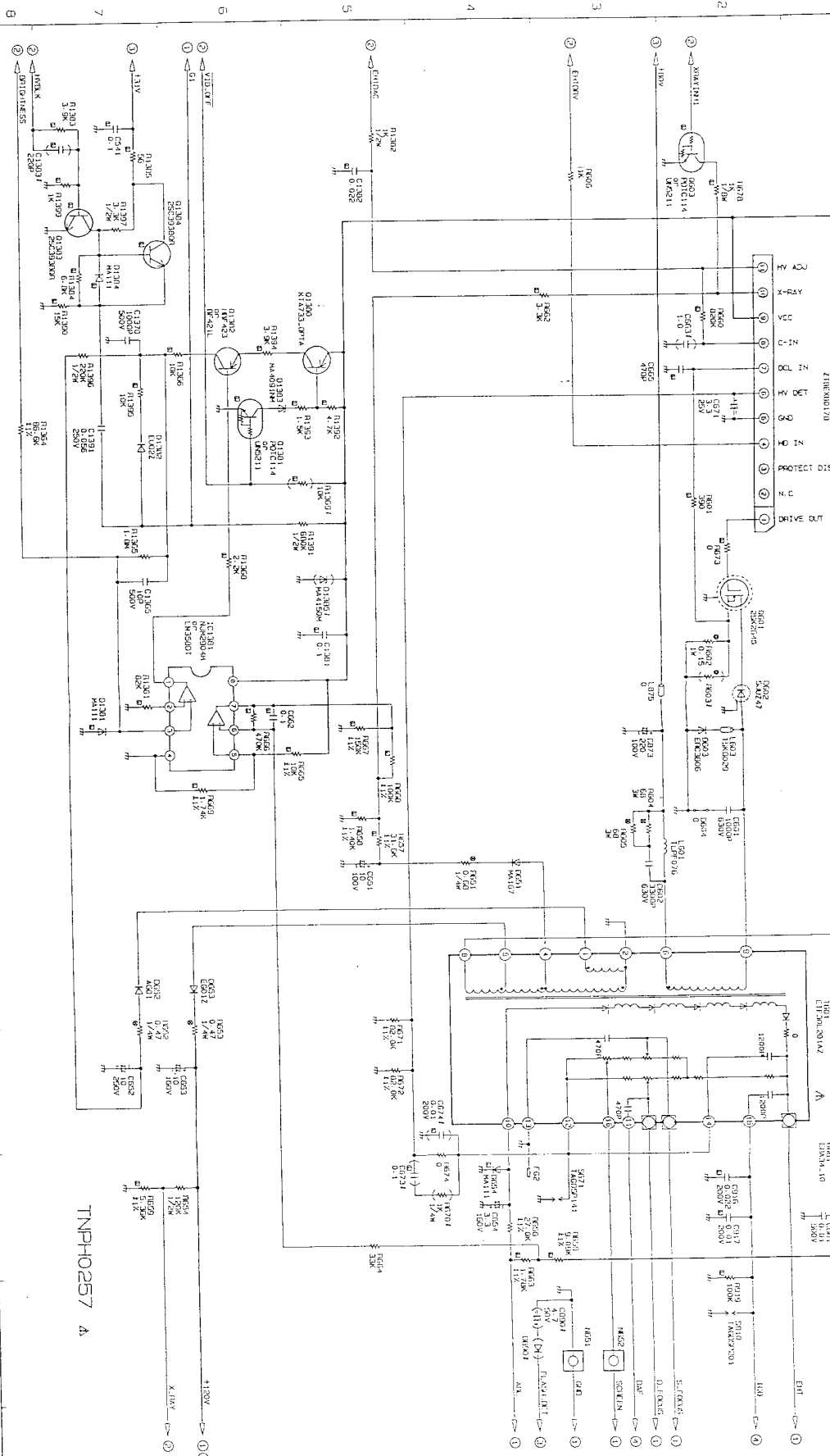


TNP10257 A

| REVISION | DATE | BY | CHKD | DESCRIPTION |
|----------|------------|-----|------|----------------|
| 1 | 1981.12.14 | 144 | | INITIAL DESIGN |
| 2 | 1982.1.20 | 144 | | REVISION |
| 3 | 1982.2.26 | 144 | | REVISION |
| 4 | 1982.5.12 | 144 | | REVISION |

Important safety notice: Components identified by a triangle symbol have special characteristics when replacing any of components use only manufacturer's specified parts.

MATSUSHITA ELECTRIC INDUSTRIAL CO., LTD.



Important safety notice
Components identified by Δ mark
have special characteristics
When replacing any of components,
use only manufacturer's
specified parts.

| REV. | DATE | REVISION | SIGNED | CHECKED | DATE | REVISION | SIGNED | CHECKED | DATE |
|------|------|----------|--------|---------|------|----------|--------|---------|------|
| | | | | | | | | | |

| REVISION | Δ | ① | ② | ③ | ④ | ⑤ | ⑥ | ⑦ | ⑧ | ⑨ | ⑩ |
|----------|---|---|---|---|---|---|---|---|---|---|---|
| | | | | | | | | | | | |

| DATE | REVISION | SIGNED | CHECKED | DATE | REVISION | SIGNED | CHECKED |
|------|----------|--------|---------|------|----------|--------|---------|
| | | | | | | | |

| DATE | REVISION | SIGNED | CHECKED | DATE | REVISION | SIGNED | CHECKED |
|------|----------|--------|---------|------|----------|--------|---------|
| | | | | | | | |

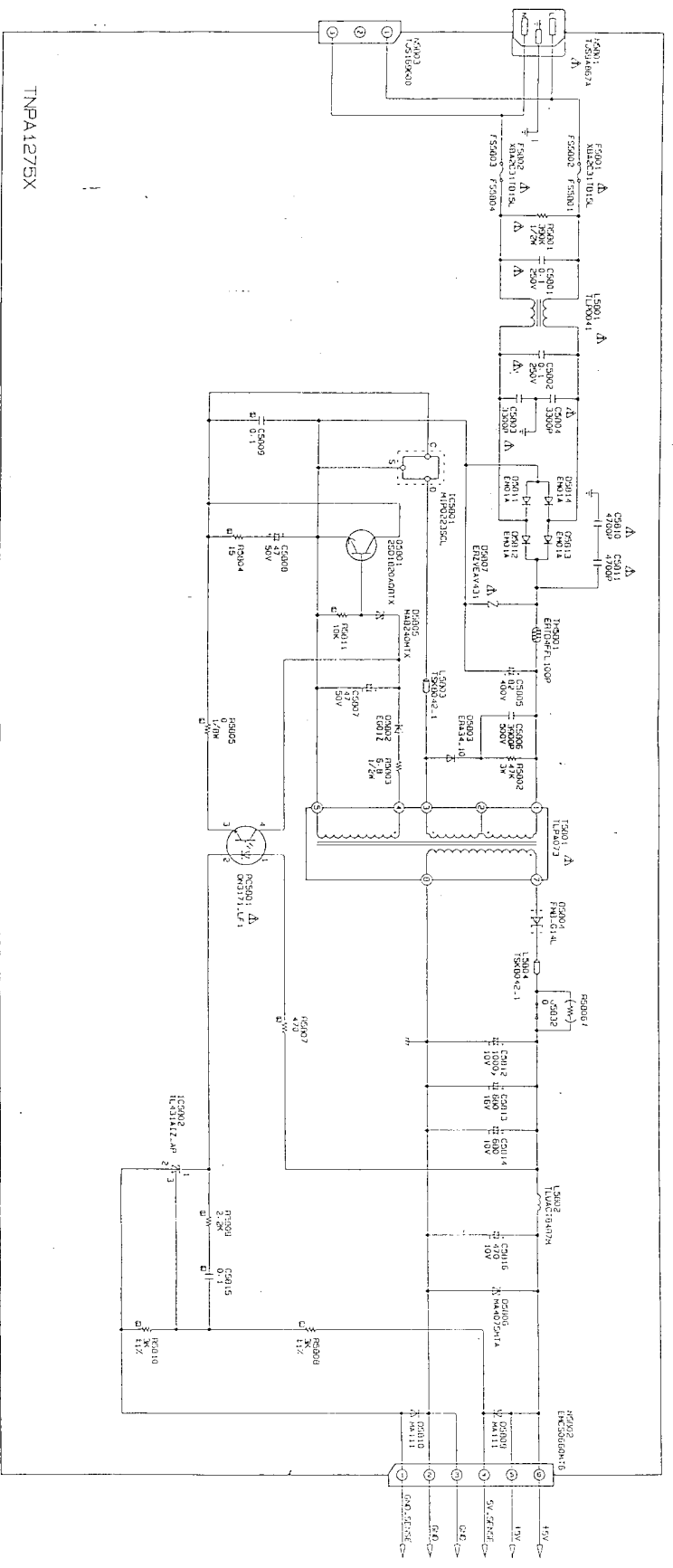
| DATE | REVISION | SIGNED | CHECKED | DATE | REVISION | SIGNED | CHECKED |
|------|----------|--------|---------|------|----------|--------|---------|
| | | | | | | | |

| DATE | REVISION | SIGNED | CHECKED | DATE | REVISION | SIGNED | CHECKED |
|------|----------|--------|---------|------|----------|--------|---------|
| | | | | | | | |

TNP10257 A

MATSUSHITA ELECTRIC INDUSTRIAL CO., LTD.

SCHEMATIC DIAGRAM FOR MODEL NO. : TY-L065A
TY-L064A



| NO. | DATE | REVISION | BY | CHKD | REASON | STATUS | APPROVED |
|-----|-----------|----------|----|------|--------|--------|----------|
| 1 | 1980.1.19 | | | | | | |
| 2 | 1980.2.26 | | | | | | |
| 3 | 1980.3.9 | | | | | | |
| 4 | 1980.5.26 | | | | | | |

MITSUBISHI ELECTRIC INDUSTRIAL CO., LTD.