

FCC REPORT

Applicant: ViewSonic Corporation

Address of Applicant: 381 Brea Canyon Road, Walnut, CA 91789, USA

Equipment Under Test (EUT)

Product Name: Tablet PC

Model No.: VS14140

FCC ID: GSS-VS14140

Applicable standards: FCC CFR Title 47 Part 15 Subpart C Section 15.247:2010

Date of sample receipt: 17 Jun., 2011

Date of Test: 17-28 Jun., 2011

Date of report issued: 29 Jun., 2011

Test Result : PASS *

* In the configuration tested, the EUT complied with the standards specified above.

Authorized Signature:



Robinson Lo
Laboratory Manager

This report details the results of the testing carried out on one sample. The results contained in this test report do not relate to other samples of the same product and does not permit the use of the GTS product certification mark. The manufacturer should ensure that all products in series production are in conformity with the product sample detailed in this report.

This report may only be reproduced and distributed in full. If the product in this report is used in any configuration other than that detailed in the report, the manufacturer must ensure the new system complies with all relevant standards. Any mention of GTS International Electrical Approvals or testing done by GTS International Electrical Approvals in connection with, distribution or use of the product described in this report must be approved by GTS International Electrical Approvals in writing.

This document cannot be reproduced except in full, without prior written approval of the Company. Any unauthorized alteration, forgery or falsification of the content or appearance of this document is unlawful and offenders may be prosecuted to the fullest extent of the law. Unless otherwise stated the results shown in this test report refer only to the sample(s) tested and such sample(s) are retained for 90 days only."

2 Version

| Version No. | Date | Description |
|-------------|------------|-------------|
| 00 | 2011-06-29 | Original |
| | | |
| | | |
| | | |
| | | |

Prepared By: Collin He Date: 2011-06-29
Project Engineer

Check By: Hans Hu Date: 2011-06-29
Reviewer

3 Contents

| | Page |
|---|-----------|
| 1 COVER PAGE | 1 |
| 2 VERSION | 2 |
| 3 CONTENTS | 3 |
| 4 TEST SUMMARY | 4 |
| 5 GENERAL INFORMATION | 5 |
| 5.1 CLIENT INFORMATION | 5 |
| 5.2 GENERAL DESCRIPTION OF E.U.T. | 5 |
| 5.3 TEST ENVIRONMENT AND MODE..... | 7 |
| 5.4 TEST FACILITY..... | 7 |
| 5.5 TEST LOCATION | 7 |
| 5.6 OTHER INFORMATION REQUESTED BY THE CUSTOMER | 7 |
| 5.7 TEST INSTRUMENTS LIST | 8 |
| 6 TEST RESULTS AND MEASUREMENT DATA | 9 |
| 6.1 ANTENNA REQUIREMENT: | 9 |
| 6.2 CONDUCTED EMISSIONS..... | 10 |
| 6.3 CONDUCTED PEAK OUTPUT POWER..... | 13 |
| 6.4 6dB OCCUPY BANDWIDTH..... | 19 |
| 6.5 POWER SPECTRAL DENSITY..... | 27 |
| 6.6 BAND EDGE..... | 35 |
| 6.6.1 <i>Conducted Emission Method</i> | 35 |
| 6.6.2 <i>Radiated Emission Method</i> | 40 |
| 6.7 SPURIOUS EMISSION | 46 |
| 6.7.1 <i>Conducted Emission Method</i> | 46 |
| 6.7.2 <i>Radiated Emission Method</i> | 59 |
| 7 TEST SETUP PHOTO | 70 |
| 8 EUT CONSTRUCTIONAL DETAILS | 71 |

4 Test Summary

| Test Item | Section in CFR 47 | Result |
|----------------------------------|-------------------|--------|
| Antenna requirement | 15.203/15.247 (c) | Pass |
| AC Power Line Conducted Emission | 15.207 | Pass |
| Conducted Peak Output Power | 15.247 (b)(3) | Pass |
| 6dB Occupied Bandwidth | 15.247 (a)(2) | Pass |
| Power Spectral Density | 15.247 (e) | Pass |
| Band Edge | 15.247(d) | Pass |
| Spurious Emission | 15.205/15.209 | Pass |

Remark:

- *Pass: The EUT complies with the essential requirements in the standard.*

5 General Information

5.1 Client Information

| | |
|--------------------------|--|
| Applicant: | ViewSonic Corporation |
| Address of Applicant: | 381 Brea Canyon Road, Walnut, CA 91789, USA |
| Manufacturer: | ViewSonic Corporation |
| Address of Manufacturer: | 381 Brea Canyon Road, Walnut, CA 91789, USA |
| Factory: | Topstar Overseas Electronics Co., Ltd. |
| Address of Factory: | 4—7/F, Building B, ChengChengFa Industrial Zone, Shenzhen export Processing Zone, PingShan new District, Shenzhen, China |

5.2 General Description of E.U.T.

| | |
|--|--|
| Product Name: | Tablet PC |
| Model No.: | VS14140 |
| Operation Frequency: | 2412MHz~2472MHz (802.11b/802.11g/802.11n(H20)) 2422MHz~2462MHz (802.11n(H40)) |
| Channel numbers: | 11 for 802.11b/802.11g/802.11(H20) 7 for 802.11(H40) |
| Channel separation: | 5MHz |
| Modulation technology: (IEEE 802.11b) | Direct Sequence Spread Spectrum (DSSS) |
| Modulation technology: (IEEE 802.11g/802.11n) | Orthogonal Frequency Division Multiplexing(OFDM) |
| Data speed (IEEE 802.11b): | 1Mbps, 2Mbps, 5.5Mbps, 11Mbps |
| Data speed (IEEE 802.11g): | 6Mbps, 9Mbps, 12Mbps, 18Mbps, 24Mbps, 36Mbps, 48Mbps,54Mbps |
| Data speed (IEEE 802.11n): | Up to 150Mbps |
| Antenna Type: | Integral |
| Antenna gain: | 2dBi (declare by Applicant) |
| Power supply: | Input: AC 100-240V 50/60Hz 0.7A Output: DC 12V 1.5A |

| Operation Frequency each of channel | | | | | |
|-------------------------------------|-----------|---------|-----------|---------|-----------|
| Channel | Frequency | Channel | Frequency | Channel | Frequency |
| 1 | 2412MHz | 5 | 2432MHz | 9 | 2452MHz |
| 2 | 2417MHz | 6 | 2437MHz | 10 | 2457MHz |
| 3 | 2422MHz | 7 | 2442MHz | 11 | 2462MHz |
| 4 | 2427MHz | 8 | 2447MHz | | |

Note:

In section 15.31(m), regards to the operating frequency range over 10 MHz, the Lowest frequency, the middle frequency, and the highest frequency of channel were selected to perform the test, and the selected channel see below:

802.11b/802.11g/802.11n(H20)

| Channel | Frequency |
|---------------------|-----------|
| The lowest channel | 2412MHz |
| The middle channel | 2442MHz |
| The Highest channel | 2462MHz |

802.11n(H40)

| Channel | Frequency |
|---------------------|-----------|
| The lowest channel | 2422MHz |
| The middle channel | 2442MHz |
| The Highest channel | 2452MHz |

5.3 Test environment and mode

| | |
|-------------------------------|---|
| Operating Environment: | |
| Temperature: | 24.0 °C |
| Humidity: | 54 % RH |
| Atmospheric Pressure: | 1010 mbar |
| Test mode: | |
| Operation mode | Keep the EUT in operating status with full load |

We have verified the construction and function in typical operation. All the test modes were carried out with the EUT in transmitting operation, which was shown in this test report and defined as follows:

Per-scan all kind of data rate in lowest channel, and found the follow list which it was worst case.

| Mode | Data rate |
|--------------|-----------|
| 802.11b | 1Mbps |
| 802.11g | 6Mbps |
| 802.11n(H20) | 6.5Mbps |
| 802.11n(H40) | 13.0Mbps |

Final Test Mode:

According to ANSI C63.4 standards, the test results are both the “worst case” and “worst setup” 1Mbps for 802.11b, 6Mbps for 802.11g, 6.5Mbps for 802.11n(H20), 13Mbps for 802.11n(H40)

5.4 Test Facility

The test facility is recognized, certified, or accredited by the following organizations:

- **FCC —Registration No.: 600491**

Global United Technology Services Co., Ltd., Shenzhen EMC Laboratory has been registered and fully described in a report filed with the (FCC) Federal Communications Commission. The acceptance letter from the FCC is maintained in files. Registration 600491, July 20, 2010.

- **Industry Canada (IC)**

The 3m Semi-anechoic chamber of Global United Technology Services Co., Ltd. has been Registered by Certification and Engineering Bureau of Industry Canada for radio equipment testing with Registration No.: 9079A-1.

5.5 Test Location

All tests were performed at:

Global United Technology Services Co., Ltd.

Address: 2nd Floor, Block No.2, Laodong Industrial Zone, Xixiang Road Baoan District, Shenzhen, China

Tel: 0755-27798480

Fax: 0755-27798960

5.6 Other Information Requested by the Customer

None.


5.7 Test Instruments list

| Radiated Emission: | | | | | | |
|--------------------|--------------------------------------|--------------------------------|-----------------------|---------------|---------------------|-------------------------|
| Item | Test Equipment | Manufacturer | Model No. | Inventory No. | Cal.Date (mm-dd-yy) | Cal.Due date (mm-dd-yy) |
| 1 | 3m Semi- Anechoic Chamber | ZhongYu Electron | 9.2(L)*6.2(W)* 6.4(H) | GTS201 | Mar. 30 2011 | Mar. 29 2012 |
| 2 | Control Room | ZhongYu Electron | 6.2(L)*2.5(W)* 2.4(H) | GTS202 | N/A | N/A |
| 3 | EMI Test Receiver | Rohde & Schwarz | ESU26 | GTS203 | Sept. 10 2010 | Sept. 09 2011 |
| 4 | BiConiLog Antenna | SCHWARZBECK MESS-ELEKTRONIK | VULB9163 | GTS204 | Feb. 26 2011 | Feb. 25 2012 |
| 5 | Double -ridged waveguide horn | SCHWARZBECK MESS-ELEKTRONIK | 9120D-829 | GTS205 | June 30 2010 | June 29 2011 |
| 6 | EMI Test Software | AUDIX | E3 | N/A | N/A | N/A |
| 7 | Coaxial Cable | GTS | N/A | GTS400 | Apr. 01 2011 | Mar. 31 2012 |
| 8 | Coaxial Cable | GTS | N/A | GTS401 | Apr. 01 2011 | Mar. 31 2012 |
| 9 | Coaxial cable | GTS | N/A | GTS402 | Apr. 01 2011 | Mar. 31 2012 |
| 10 | Coaxial Cable | GTS | N/A | GTS407 | Apr. 01 2011 | Mar. 31 2012 |
| 11 | Coaxial Cable | GTS | N/A | GTS408 | Apr. 01 2011 | Mar. 31 2012 |
| 12 | Amplifier(10KHz-5GHz) | Sonnoma Instrument | 305-1052 | GTS210 | Aug. 03 2010 | Aug. 02 2011 |
| 13 | Amplifier(2GHz-20GHz) | HP | 8349B | GTS231 | Aug. 03 2010 | Aug. 02 2011 |
| 14 | Universal radio communication tester | Rohde & Schwarz | CMU200 | GTS235 | May 11 2011 | May 10 2012 |
| 15 | Signal Generator | Rohde & Schwarz | SML03 | GTS236 | May 11 2011 | May 10 2012 |
| 16 | Temp. Humidity/Barometer | Oregon Scientific | BA-888 | GTS248 | May 11 2011 | May 10 2012 |
| 17 | D.C. Power Supply | Instek | PS-3030 | GTS232 | NA | NA |
| 18 | Splitter | Agilent | 11636B | GTS237 | May 11 2011 | May 10 2012 |

| Conducted Emission: | | | | | | |
|---------------------|-------------------|--------------------------------|----------------------|---------------|---------------------|-------------------------|
| Item | Test Equipment | Manufacturer | Model No. | Inventory No. | Cal.Date (mm-dd-yy) | Cal.Due date (mm-dd-yy) |
| 1 | Shielding Room | ZhongYu Electron | 7.0(L)x3.0(W)x3.0(H) | GTS252 | Apr. 10 2011 | Apr. 09 2012 |
| 2 | EMI Test Receiver | Rohde & Schwarz | ESCS30 | GTS223 | Sept. 14 2010 | Sept. 13 2011 |
| 3 | 10dB Pulse Limita | Rohde & Schwarz | N/A | GTS224 | Sept. 14 2010 | Sept. 13 2011 |
| 4 | LISN | SCHWARZBECK MESS-ELEKTRONIK | NSLK 8127 | GTS226 | Apr. 14 2011 | Apr. 13 2012 |
| 5 | Coaxial Cable | GTS | N/A | GTS227 | Apr. 01 2011 | Mar. 31 2012 |
| 6 | EMI Test Software | AUDIX | E3 | N/A | N/A | N/A |

6 Test results and Measurement Data

6.1 Antenna requirement:

| | |
|--|-------------------------------------|
| Standard requirement: | FCC Part15 C Section 15.203 /247(c) |
| <p><i>15.203 requirement:</i> <i>An intentional radiator shall be designed to ensure that no antenna other than that furnished by the responsible party shall be used with the device. The use of a permanently attached antenna or of an antenna that uses a unique coupling to the intentional radiator, the manufacturer may design the unit so that a broken antenna can be replaced by the user, but the use of a standard antenna jack or electrical connector is prohibited.</i></p> <p><i>15.247(c) (1)(i) requirement:</i> <i>(i) Systems operating in the 2400-2483.5 MHz band that is used exclusively for fixed. Point-to-point operations may employ transmitting antennas with directional gain greater than 6dBi provided the maximum conducted output power of the intentional radiator is reduced by 1 dB for every 3 dB that the directional gain of the antenna exceeds 6dBi.</i></p> | |
| E.U.T Antenna: | |
| <p><i>The antenna port is an inverted, unconventional port; the best case gain of the antenna is 2.0dBi.</i></p> | |
|  | |

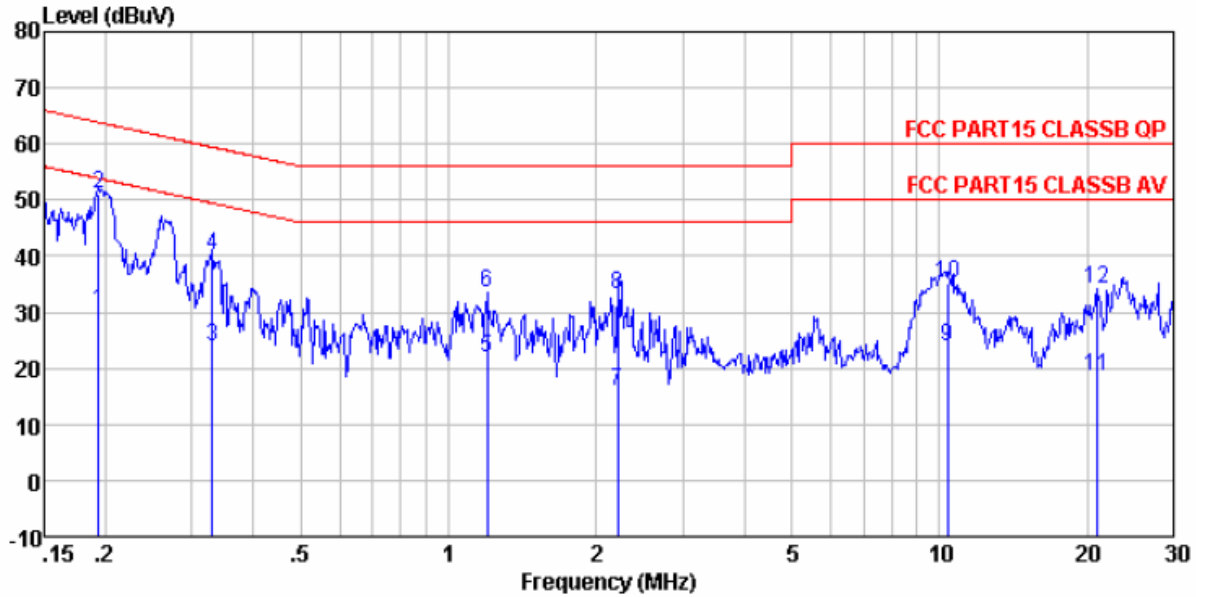
6.2 Conducted Emissions

| Test Requirement: | FCC Part15 C Section 15.207 | | | | | | | | | | | | | | |
|-----------------------|--|-----------------------|--------------|--|------------|---------|----------|-----------|-----------|-------|----|----|------|----|----|
| Test Method: | ANSI C63.4: 2003 | | | | | | | | | | | | | | |
| Test Frequency Range: | 150KHz to 30MHz | | | | | | | | | | | | | | |
| Class / Severity: | Class B | | | | | | | | | | | | | | |
| Receiver setup: | RBW=9KHz, VBW=30KHz | | | | | | | | | | | | | | |
| Limit: | <table border="1"> <thead> <tr> <th rowspan="2">Frequency range (MHz)</th> <th colspan="2">Limit (dBuV)</th> </tr> <tr> <th>Quasi-peak</th> <th>Average</th> </tr> </thead> <tbody> <tr> <td>0.15-0.5</td> <td>66 to 56*</td> <td>56 to 46*</td> </tr> <tr> <td>0.5-5</td> <td>56</td> <td>46</td> </tr> <tr> <td>5-30</td> <td>60</td> <td>50</td> </tr> </tbody> </table> <p>* Decreases with the logarithm of the frequency.</p> | Frequency range (MHz) | Limit (dBuV) | | Quasi-peak | Average | 0.15-0.5 | 66 to 56* | 56 to 46* | 0.5-5 | 56 | 46 | 5-30 | 60 | 50 |
| Frequency range (MHz) | Limit (dBuV) | | | | | | | | | | | | | | |
| | Quasi-peak | Average | | | | | | | | | | | | | |
| 0.15-0.5 | 66 to 56* | 56 to 46* | | | | | | | | | | | | | |
| 0.5-5 | 56 | 46 | | | | | | | | | | | | | |
| 5-30 | 60 | 50 | | | | | | | | | | | | | |
| Test procedure | <p>The E.U.T and simulators are connected to the main power through a line impedance stabilization network(L.I.S.N.). The provide a 50ohm/50uH coupling impedance for the measuring equipment. The peripheral devices are also connected to the main power through a LISN that provides a 50ohm/50uH coupling impedance with 50ohm termination. (Please refers to the block diagram of the test setup and photographs). Both sides of A.C. line are checked for maximum conducted interference. In order to find the maximum emission, the relative positions of equipment and all of the interface cables must be changed according to ANSI C63.4: 2003 on conducted measurement.</p> | | | | | | | | | | | | | | |
| Test setup: | <p><i>Remark</i> <i>E.U.T: Equipment Under Test</i> <i>LISN: Line Impedance Stabilization Network</i> <i>Test table height=0.8m</i></p> | | | | | | | | | | | | | | |
| Test Instruments: | Refer to section 5.7 for details | | | | | | | | | | | | | | |
| Test mode: | Refer to section 5.3 for details | | | | | | | | | | | | | | |
| Test results: | Pass | | | | | | | | | | | | | | |

Measurement Data

An initial pre-scan was performed on the live and neutral lines with peak detector. Quasi-Peak and Average measurement were performed at the frequencies with maximized peak emission were detected.

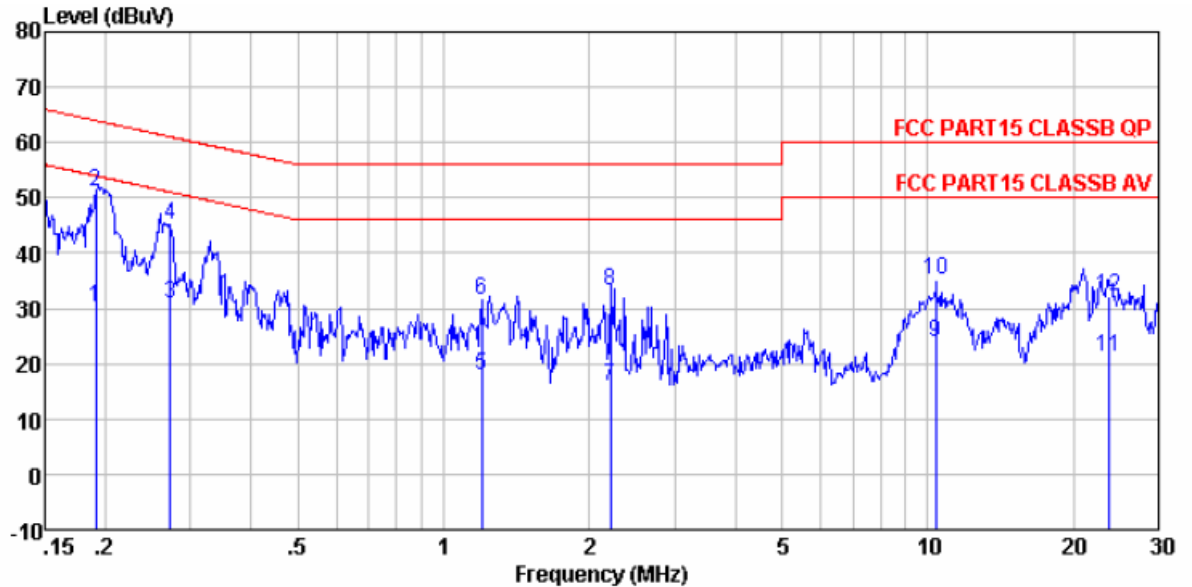
Live Line:



Condition : FCC PART15 CLASSB QP LISN(2011) LINE
 Job No. : 205IT
 Test Mode : Operation mode
 Test Engineer: Duke

| | Read Freq | LISN Level | Cable Factor | Cable Loss | Level | Limit Line | Over Limit | Remark |
|----|-----------|------------|--------------|------------|-------|------------|------------|---------|
| | MHz | dBuV | dB | dB | dBuV | dBuV | dB | |
| 1 | 0.193 | 29.41 | 0.66 | 0.10 | 30.17 | 53.89 | -23.72 | Average |
| 2 | 0.193 | 50.46 | 0.66 | 0.10 | 51.22 | 63.89 | -12.67 | QP |
| 3 | 0.330 | 23.01 | 0.60 | 0.10 | 23.71 | 49.44 | -25.73 | Average |
| 4 | 0.330 | 39.52 | 0.60 | 0.10 | 40.22 | 59.44 | -19.22 | QP |
| 5 | 1.197 | 21.20 | 0.46 | 0.10 | 21.76 | 46.00 | -24.24 | Average |
| 6 | 1.197 | 33.04 | 0.46 | 0.10 | 33.60 | 56.00 | -22.40 | QP |
| 7 | 2.213 | 15.43 | 0.39 | 0.10 | 15.92 | 46.00 | -30.08 | Average |
| 8 | 2.213 | 32.52 | 0.39 | 0.10 | 33.01 | 56.00 | -22.99 | QP |
| 9 | 10.397 | 23.30 | 0.22 | 0.20 | 23.72 | 50.00 | -26.28 | Average |
| 10 | 10.397 | 34.71 | 0.22 | 0.20 | 35.13 | 60.00 | -24.87 | QP |
| 11 | 20.924 | 18.36 | 0.14 | 0.21 | 18.71 | 50.00 | -31.29 | Average |
| 12 | 20.924 | 33.93 | 0.14 | 0.21 | 34.28 | 60.00 | -25.72 | QP |

Neutral Line:



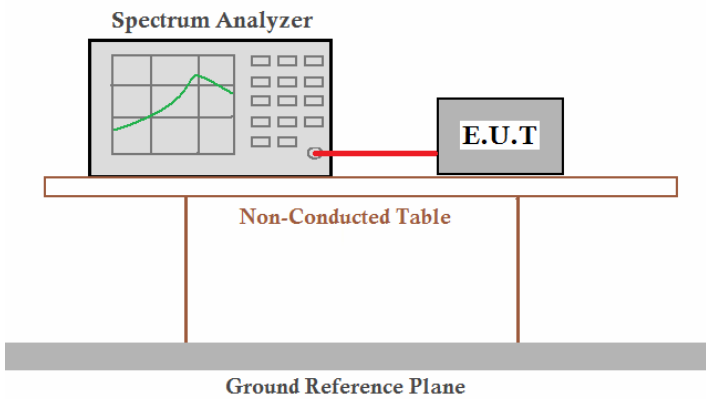
Condition : FCC PART15 CLASSB QP LISN(2011) NEUTRAL
 Job No. : 205IT
 Test Mode : Operation mode
 Test Engineer: Duke

| | Read | LISN | Cable | Limit | Over | | |
|------|--------|--------|-------|-------|-------|--------|----------------|
| Freq | Level | Factor | Loss | Line | Limit | Remark | |
| MHz | dBuV | dB | dB | dBuV | dB | | |
| 1 | 0.191 | 29.41 | 0.66 | 0.10 | 30.17 | 53.99 | -23.82 Average |
| 2 | 0.191 | 50.46 | 0.66 | 0.10 | 51.22 | 63.99 | -12.77 QP |
| 3 | 0.273 | 30.12 | 0.62 | 0.10 | 30.84 | 51.03 | -20.19 Average |
| 4 | 0.273 | 44.38 | 0.62 | 0.10 | 45.10 | 61.03 | -15.93 QP |
| 5 | 1.197 | 17.30 | 0.46 | 0.10 | 17.86 | 46.00 | -28.14 Average |
| 6 | 1.197 | 31.04 | 0.46 | 0.10 | 31.60 | 56.00 | -24.40 QP |
| 7 | 2.213 | 15.43 | 0.39 | 0.10 | 15.92 | 46.00 | -30.08 Average |
| 8 | 2.213 | 32.52 | 0.39 | 0.10 | 33.01 | 56.00 | -22.99 QP |
| 9 | 10.397 | 23.30 | 0.22 | 0.20 | 23.72 | 50.00 | -26.28 Average |
| 10 | 10.397 | 34.71 | 0.22 | 0.20 | 35.13 | 60.00 | -24.87 QP |
| 11 | 23.636 | 20.74 | 0.13 | 0.21 | 21.08 | 50.00 | -28.92 Average |
| 12 | 23.636 | 31.69 | 0.13 | 0.21 | 32.03 | 60.00 | -27.97 QP |

Notes:

1. The following Quasi-Peak and Average measurements were performed on the EUT:
2. Final Test Level = Receiver Reading + LISN Factor + Cable Loss.

6.3 Conducted Peak Output Power

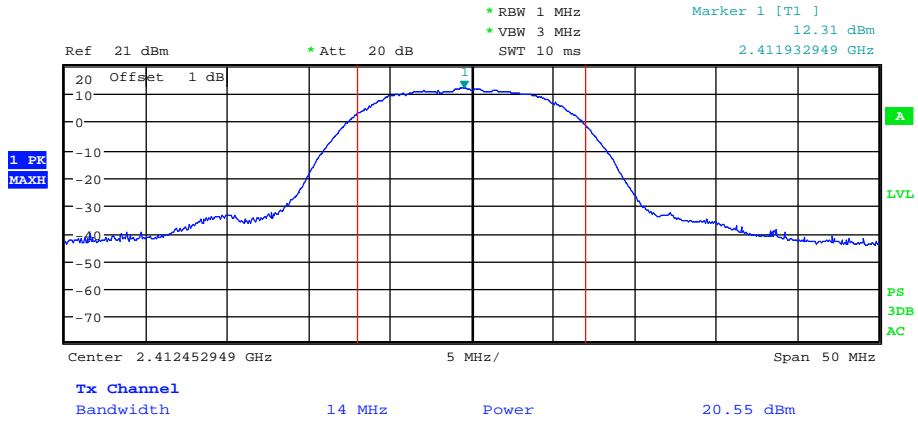
| | |
|-------------------|--|
| Test Requirement: | FCC Part15 C Section 15.247 (b)(3) |
| Test Method: | ANSI C63.4:2003 and KDB558074 |
| Limit: | 30dBm |
| Test setup: |  <p>The diagram illustrates the test setup. A Spectrum Analyzer is connected to an E.U.T. (Equipment Under Test) via a red cable. Both are placed on a Non-Conducted Table, which is supported by a Ground Reference Plane.</p> |
| Test Instruments: | Refer to section 5.7 for details |
| Test mode: | Refer to section 5.3 for details |
| Test results: | Pass |

Measurement Data

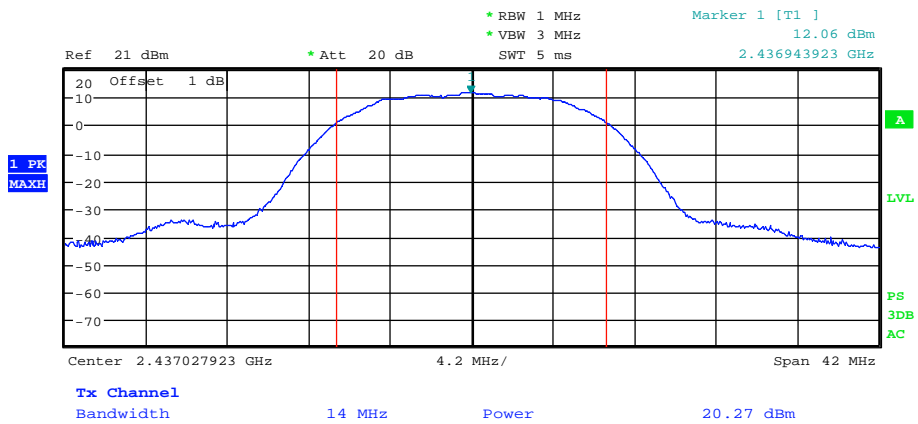
| 802.11b mode | | | |
|------------------|-------------------------|-------------|--------|
| Test channel | Peak Output Power (dBm) | Limit (dBm) | Result |
| Lowest | 20.55 | 30.00 | Pass |
| Middle | 20.27 | 30.00 | Pass |
| Highest | 20.09 | 30.00 | Pass |
| 802.11g mode | | | |
| Test channel | Peak Output Power (dBm) | Limit (dBm) | Result |
| Lowest | 20.46 | 30.00 | Pass |
| Middle | 20.39 | 30.00 | Pass |
| Highest | 20.51 | 30.00 | Pass |
| 802.11n-H20 mode | | | |
| Test channel | Peak Output Power (dBm) | Limit (dBm) | Result |
| Lowest | 18.79 | 30.00 | Pass |
| Middle | 18.51 | 30.00 | Pass |
| Highest | 18.40 | 30.00 | Pass |
| 802.11n-H40 mode | | | |
| Test channel | Peak Output Power (dBm) | Limit (dBm) | Result |
| Lowest | 16.35 | 30.00 | Pass |
| Middle | 16.50 | 30.00 | Pass |
| Highest | 16.57 | 30.00 | Pass |

Test plot as follows:

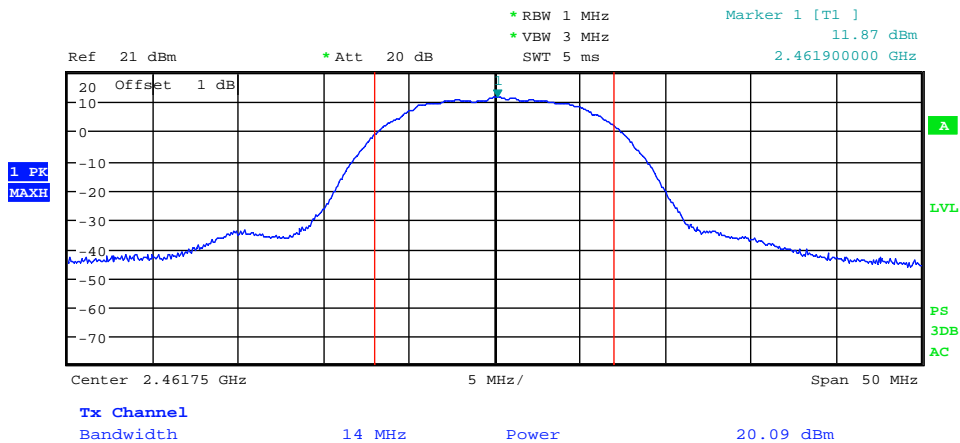
| | | | |
|------------|---------|---------------|--------|
| Test mode: | 802.11b | Test channel: | Lowest |
|------------|---------|---------------|--------|



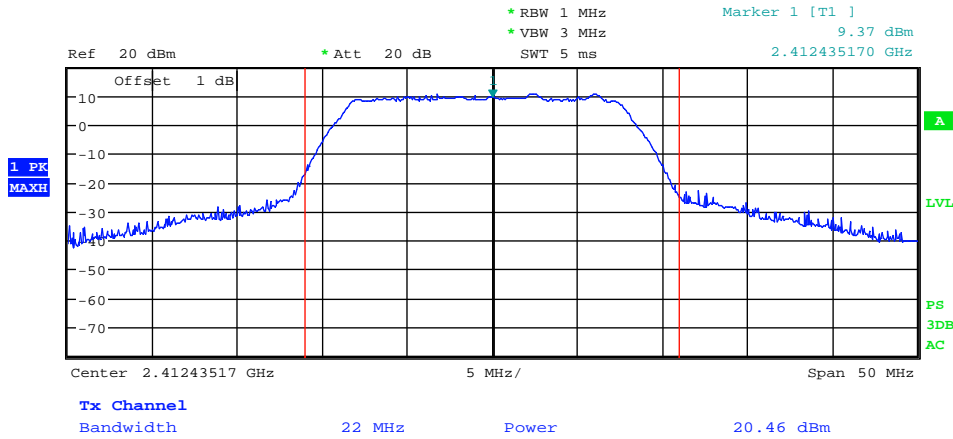
| | | | |
|------------|---------|---------------|--------|
| Test mode: | 802.11b | Test channel: | Middle |
|------------|---------|---------------|--------|



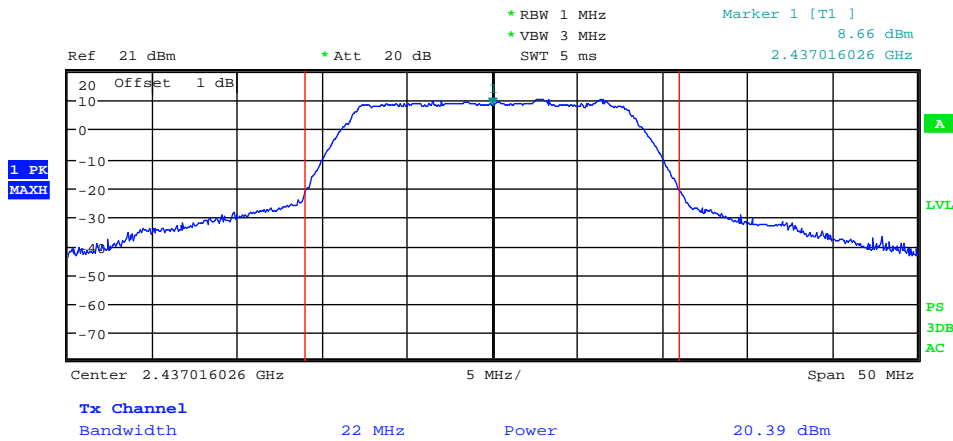
| | | | |
|------------|---------|---------------|---------|
| Test mode: | 802.11b | Test channel: | Highest |
|------------|---------|---------------|---------|



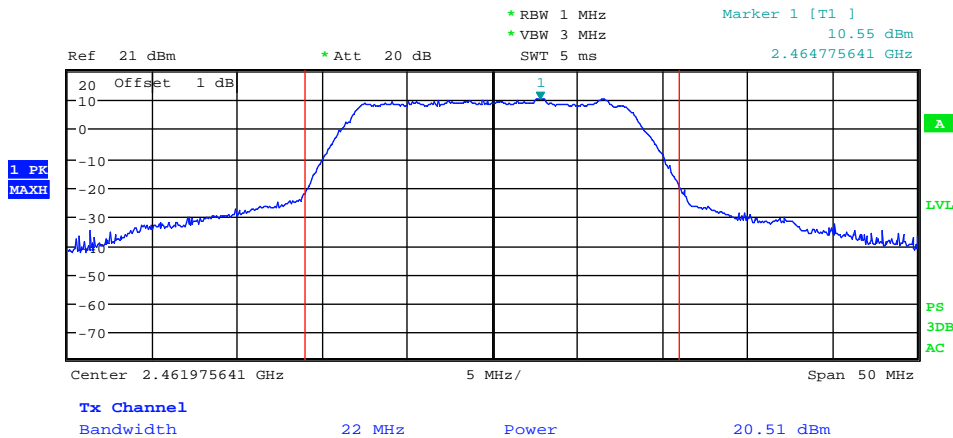
| | | | |
|------------|---------|---------------|--------|
| Test mode: | 802.11g | Test channel: | Lowest |
|------------|---------|---------------|--------|



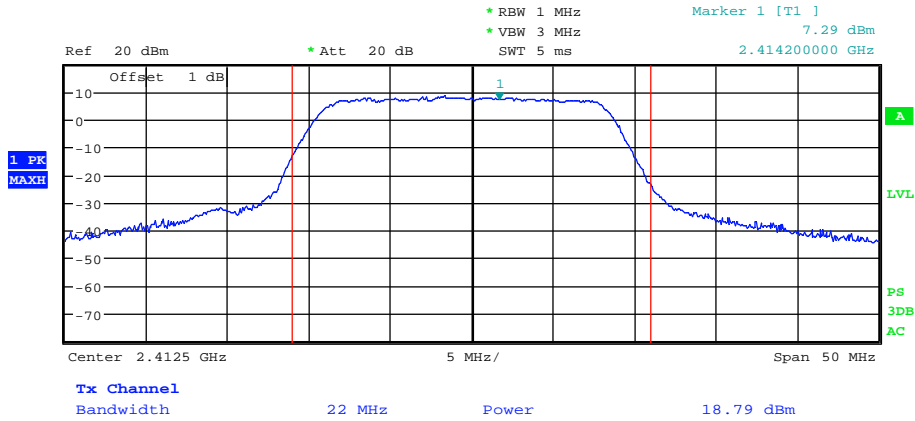
| | | | |
|------------|---------|---------------|--------|
| Test mode: | 802.11g | Test channel: | Middle |
|------------|---------|---------------|--------|



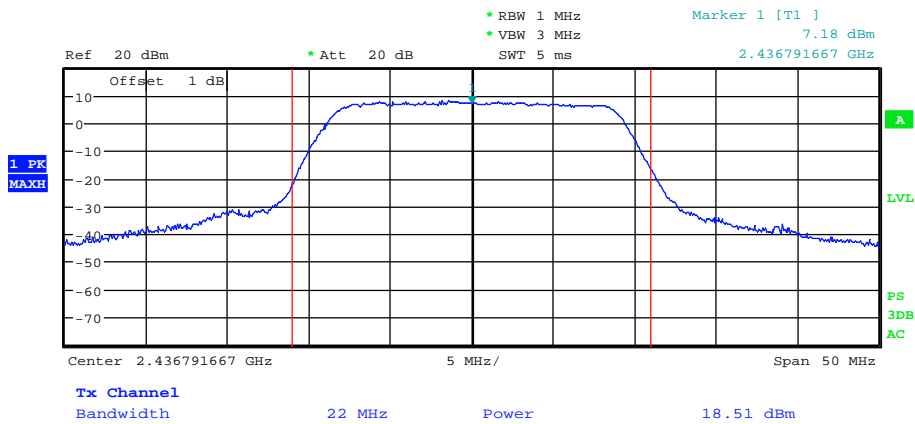
| | | | |
|------------|---------|---------------|---------|
| Test mode: | 802.11g | Test channel: | Highest |
|------------|---------|---------------|---------|



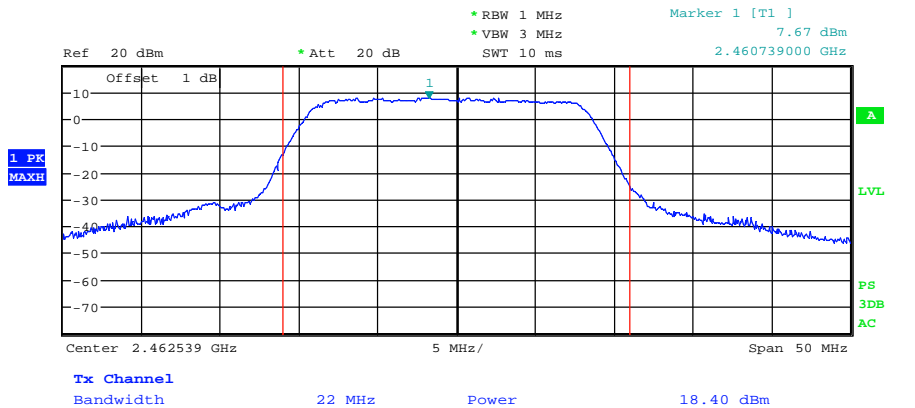
| | | | |
|------------|--------------|---------------|--------|
| Test mode: | 802.11n(H20) | Test channel: | Lowest |
|------------|--------------|---------------|--------|



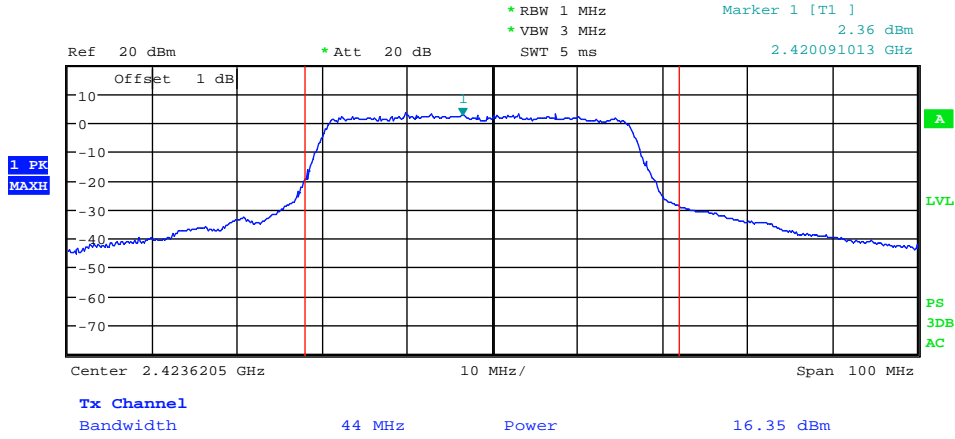
| | | | |
|------------|--------------|---------------|--------|
| Test mode: | 802.11n(H20) | Test channel: | Middle |
|------------|--------------|---------------|--------|



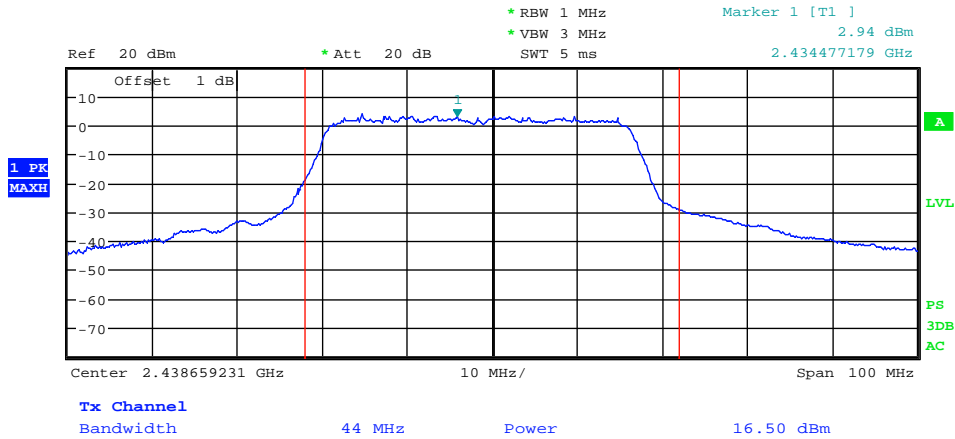
| | | | |
|------------|--------------|---------------|---------|
| Test mode: | 802.11n(H20) | Test channel: | Highest |
|------------|--------------|---------------|---------|



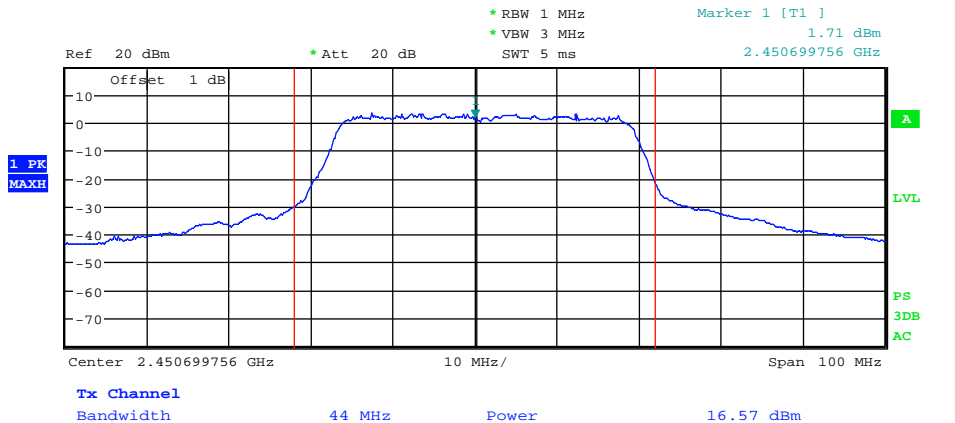
| | | | |
|------------|--------------|---------------|--------|
| Test mode: | 802.11n(H40) | Test channel: | Lowest |
|------------|--------------|---------------|--------|



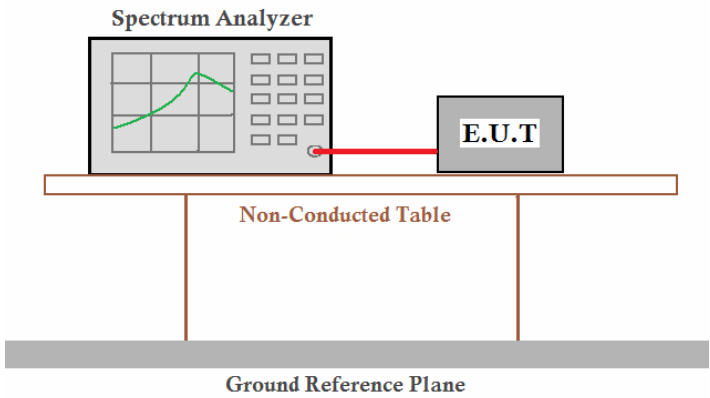
| | | | |
|------------|--------------|---------------|--------|
| Test mode: | 802.11n(H40) | Test channel: | Middle |
|------------|--------------|---------------|--------|



| | | | |
|------------|--------------|---------------|---------|
| Test mode: | 802.11n(H40) | Test channel: | Highest |
|------------|--------------|---------------|---------|



6.4 6dB Occupy Bandwidth

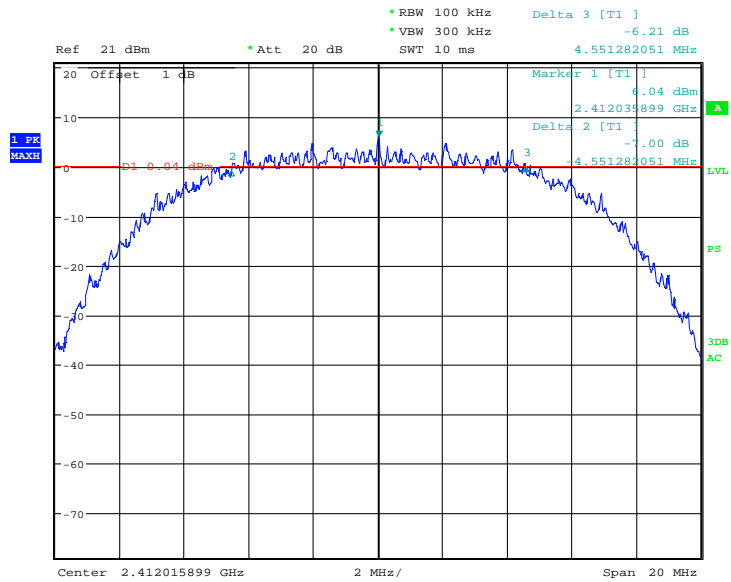
| | |
|-------------------|--|
| Test Requirement: | FCC Part15 C Section 15.247 (a)(2) |
| Test Method: | ANSI C63.4:2003 and KDB558074 |
| Limit: | >500KHz |
| Test setup: |  <p>The diagram illustrates the test setup. A Spectrum Analyzer is connected to an E.U.T. (Equipment Under Test) via a red cable. Both are placed on a Non-Conducted Table, which is supported by a Ground Reference Plane.</p> |
| Test Instruments: | Refer to section 5.7 for details |
| Test mode: | Refer to section 5.3 for details |
| Test results: | Pass |

Measurement Data

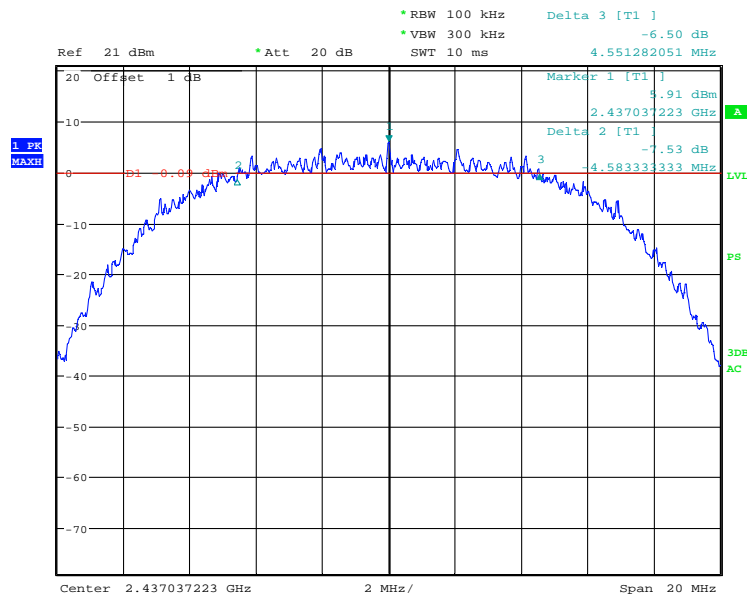
| 802.11b mode | | | |
|------------------|----------------------------|-------------|--------|
| Test channel | 6dB Occupy Bandwidth (MHz) | Limit (KHz) | Result |
| Lowest | 9.102 | >500 | Pass |
| Middle | 9.134 | >500 | Pass |
| Highest | 9.102 | >500 | Pass |
| 802.11g mode | | | |
| Test channel | 6dB Occupy Bandwidth (MHz) | Limit (KHz) | Result |
| Lowest | 16.410 | >500 | Pass |
| Middle | 16.410 | >500 | Pass |
| Highest | 16.442 | >500 | Pass |
| 802.11n-H20 mode | | | |
| Test channel | 6dB Occupy Bandwidth (MHz) | Limit (KHz) | Result |
| Lowest | 17.404 | >500 | Pass |
| Middle | 17.596 | >500 | Pass |
| Highest | 17.660 | >500 | Pass |
| 802.11n-H40 mode | | | |
| Test channel | 6dB Occupy Bandwidth (MHz) | Limit (KHz) | Result |
| Lowest | 35.803 | >500 | Pass |
| Middle | 36.058 | >500 | Pass |
| Highest | 35.898 | >500 | Pass |

Test plot as follows:

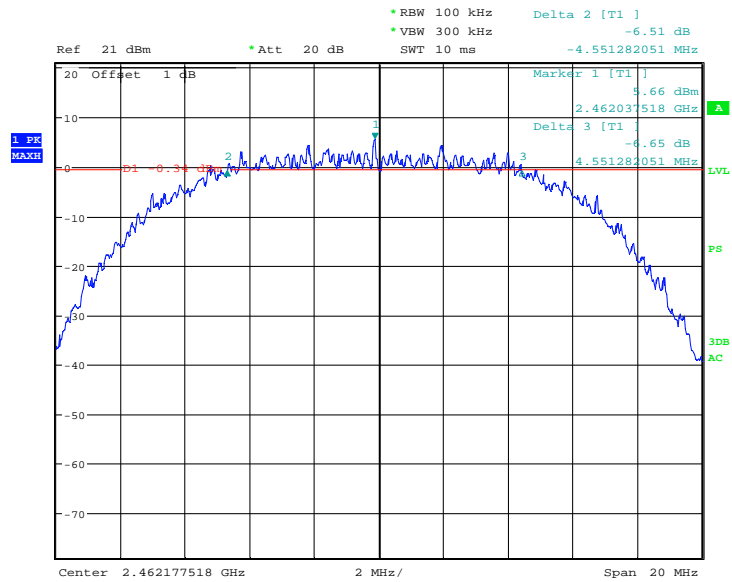
| | | | |
|------------|---------|---------------|--------|
| Test mode: | 802.11b | Test channel: | Lowest |
|------------|---------|---------------|--------|



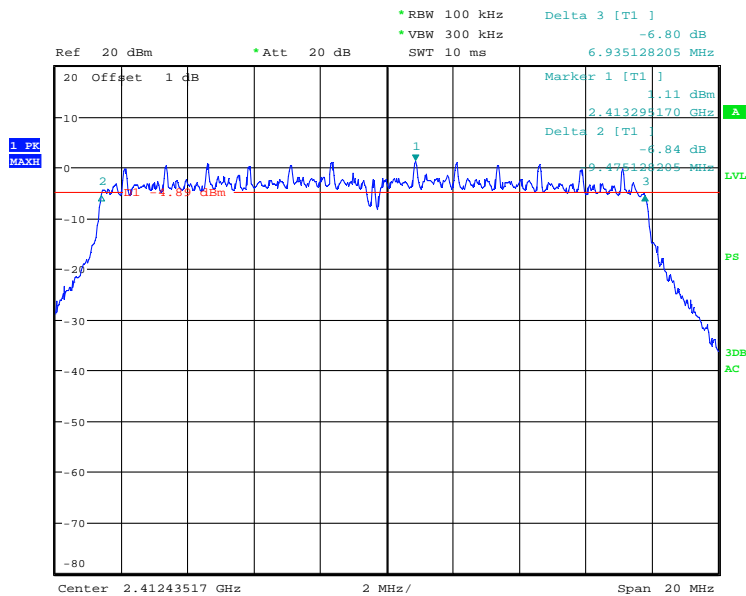
| | | | |
|------------|---------|---------------|--------|
| Test mode: | 802.11b | Test channel: | Middle |
|------------|---------|---------------|--------|



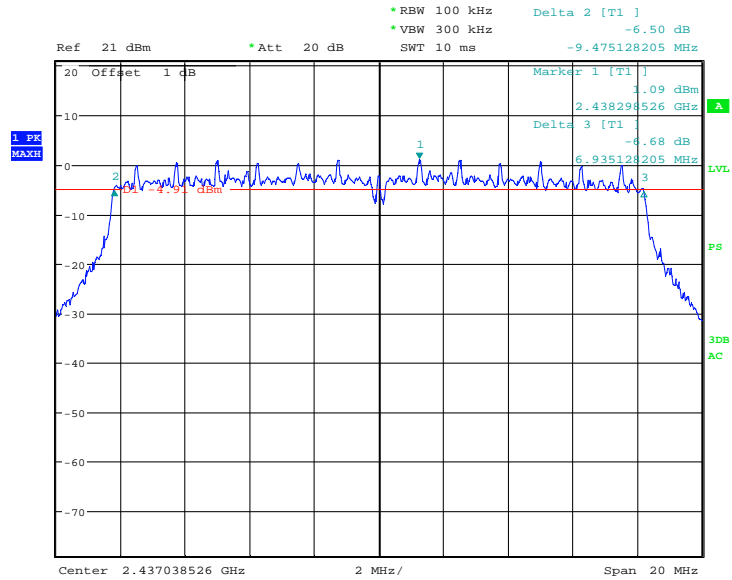
| | | | |
|------------|---------|---------------|---------|
| Test mode: | 802.11b | Test channel: | Highest |
|------------|---------|---------------|---------|



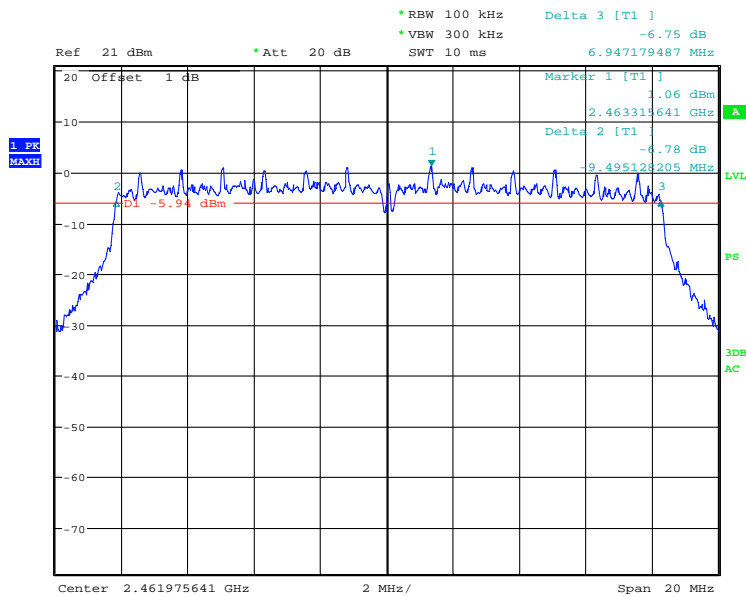
| | | | |
|------------|---------|---------------|--------|
| Test mode: | 802.11g | Test channel: | Lowest |
|------------|---------|---------------|--------|



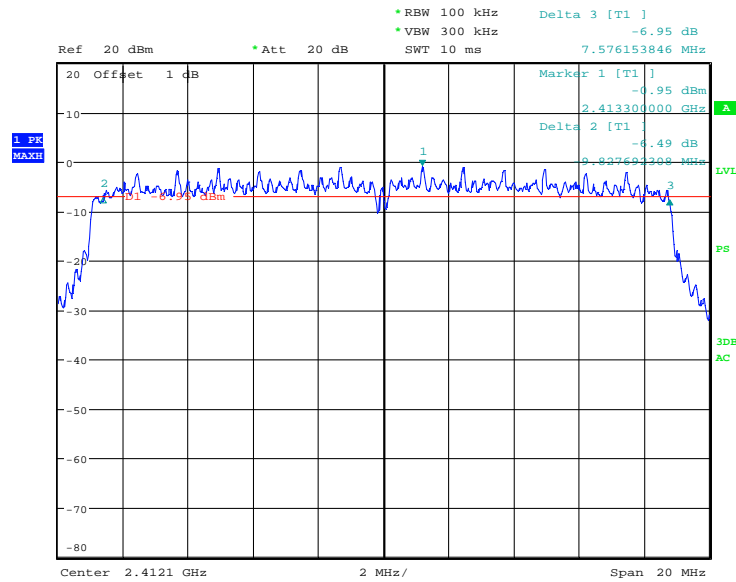
| | | | |
|------------|---------|---------------|--------|
| Test mode: | 802.11g | Test channel: | Middle |
|------------|---------|---------------|--------|



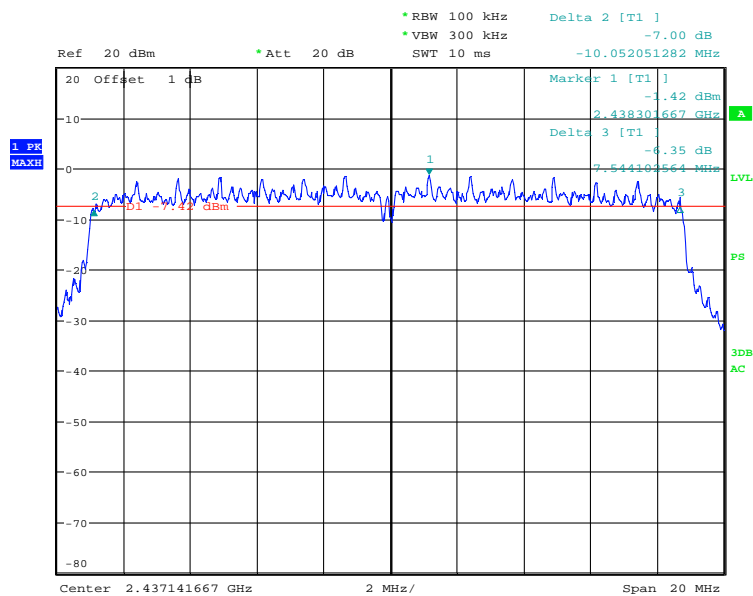
| | | | |
|------------|---------|---------------|---------|
| Test mode: | 802.11g | Test channel: | Highest |
|------------|---------|---------------|---------|



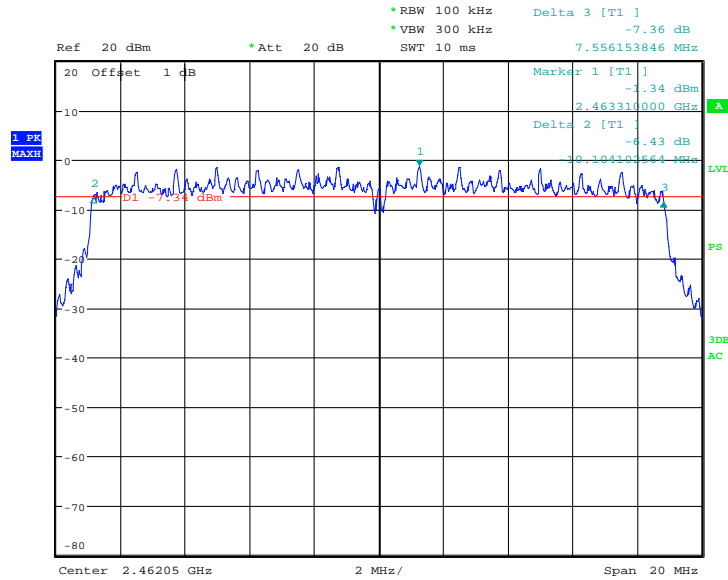
| | | | |
|------------|-------------|---------------|--------|
| Test mode: | 802.11n-H20 | Test channel: | Lowest |
|------------|-------------|---------------|--------|



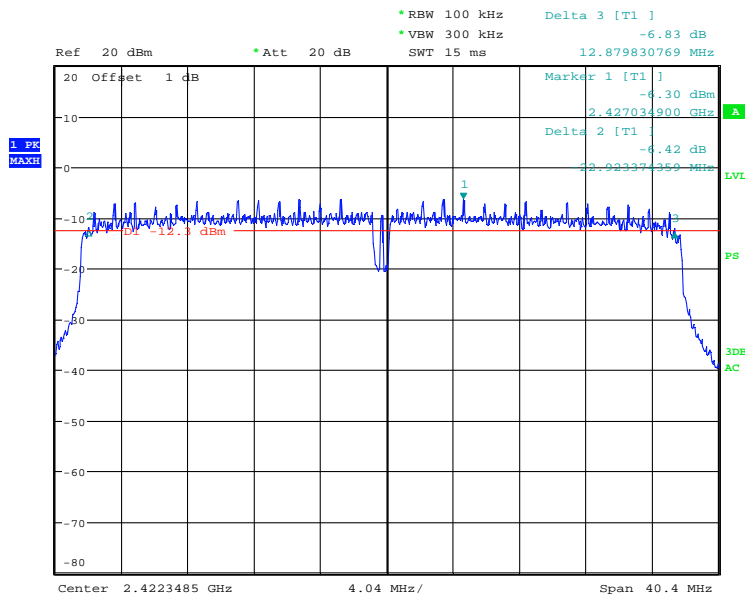
| | | | |
|------------|-------------|---------------|--------|
| Test mode: | 802.11n-H20 | Test channel: | Middle |
|------------|-------------|---------------|--------|



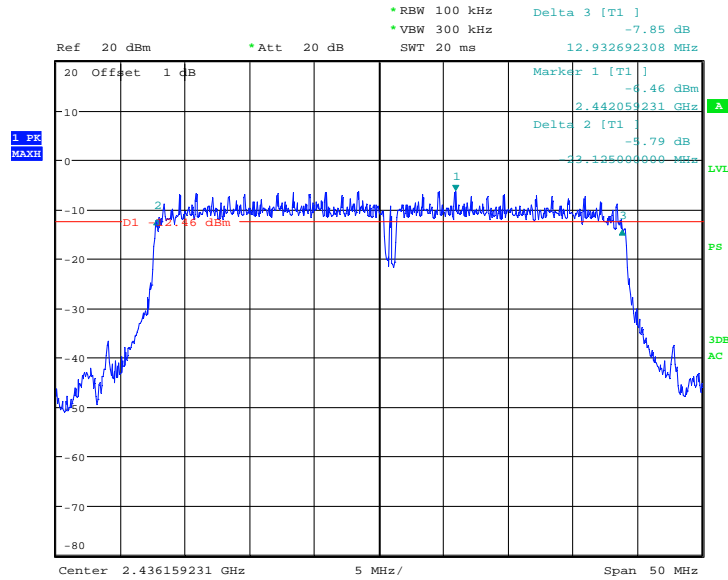
| | | | |
|------------|-------------|---------------|---------|
| Test mode: | 802.11n-H20 | Test channel: | Highest |
|------------|-------------|---------------|---------|



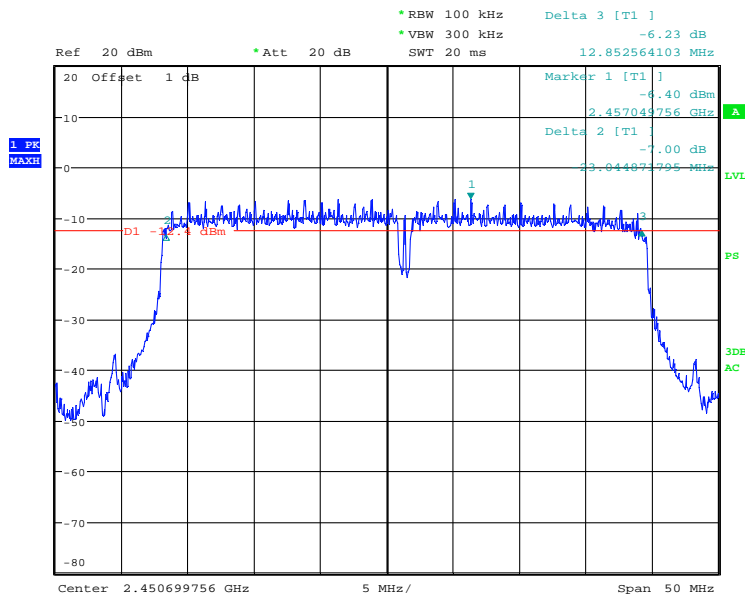
| | | | |
|------------|-------------|---------------|--------|
| Test mode: | 802.11n-H40 | Test channel: | Lowest |
|------------|-------------|---------------|--------|



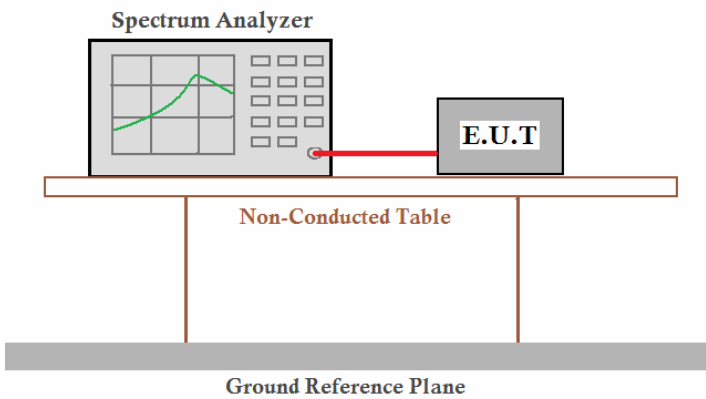
| | | | |
|------------|-------------|---------------|--------|
| Test mode: | 802.11n-H40 | Test channel: | Middle |
|------------|-------------|---------------|--------|



| | | | |
|------------|-------------|---------------|---------|
| Test mode: | 802.11n-H40 | Test channel: | Highest |
|------------|-------------|---------------|---------|



6.5 Power Spectral Density

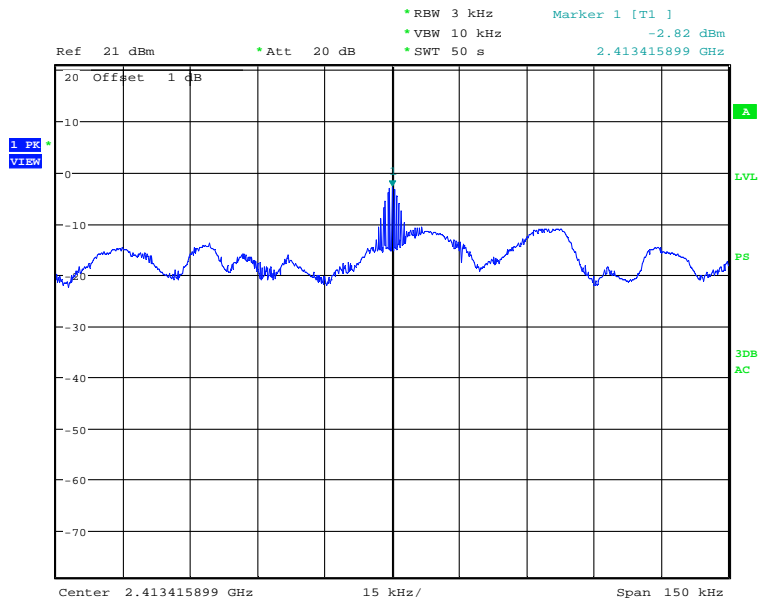
| | |
|-------------------|---|
| Test Requirement: | FCC Part15 C Section 15.247 (e) |
| Test Method: | ANSI C63.4:2003 and KDB558074 |
| Limit: | 8dBm |
| Test setup: |  <p>The diagram illustrates the test setup. A Spectrum Analyzer is connected to an E.U.T. (Equipment Under Test) via a red cable. Both the Spectrum Analyzer and the E.U.T. are placed on a Non-Conducted Table. The table is supported by a Ground Reference Plane.</p> |
| Test Instruments: | Refer to section 5.7 for details |
| Test mode: | Refer to section 5.3 for details |
| Test results: | Pass |

Measurement Data

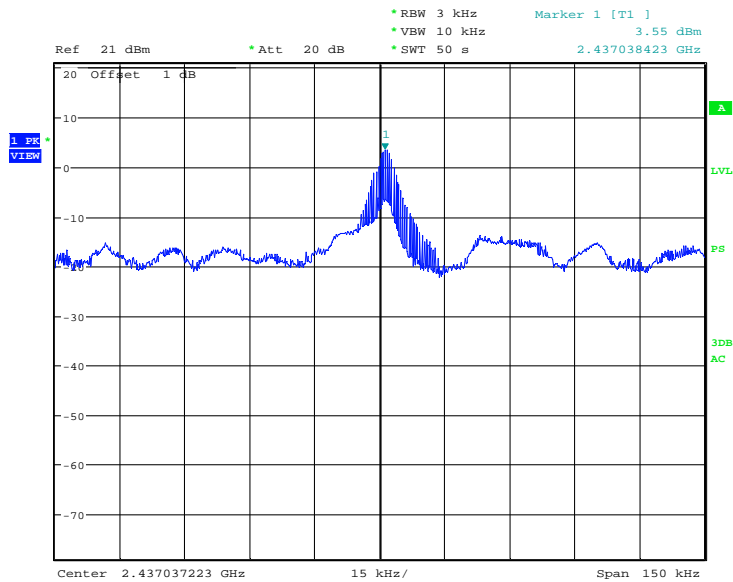
| 802.11b mode | | | |
|------------------|------------------------------|-------------|--------|
| Test channel | Power Spectral Density (dBm) | Limit (dBm) | Result |
| Lowest | -2.82 | 8.00 | Pass |
| Middle | 3.55 | 8.00 | Pass |
| Highest | 4.77 | 8.00 | Pass |
| 802.11g mode | | | |
| Test channel | Power Spectral Density (dBm) | Limit (dBm) | Result |
| Lowest | -7.29 | 8.00 | Pass |
| Middle | -6.88 | 8.00 | Pass |
| Highest | -6.60 | 8.00 | Pass |
| 802.11n-H20 mode | | | |
| Test channel | Power Spectral Density (dBm) | Limit (dBm) | Result |
| Lowest | -8.98 | 8.00 | Pass |
| Middle | -9.50 | 8.00 | Pass |
| Highest | -9.78 | 8.00 | Pass |
| 802.11n-H40 mode | | | |
| Test channel | Power Spectral Density (dBm) | Limit (dBm) | Result |
| Lowest | -13.77 | 8.00 | Pass |
| Middle | -18.61 | 8.00 | Pass |
| Highest | -18.79 | 8.00 | Pass |

Test plot as follows:

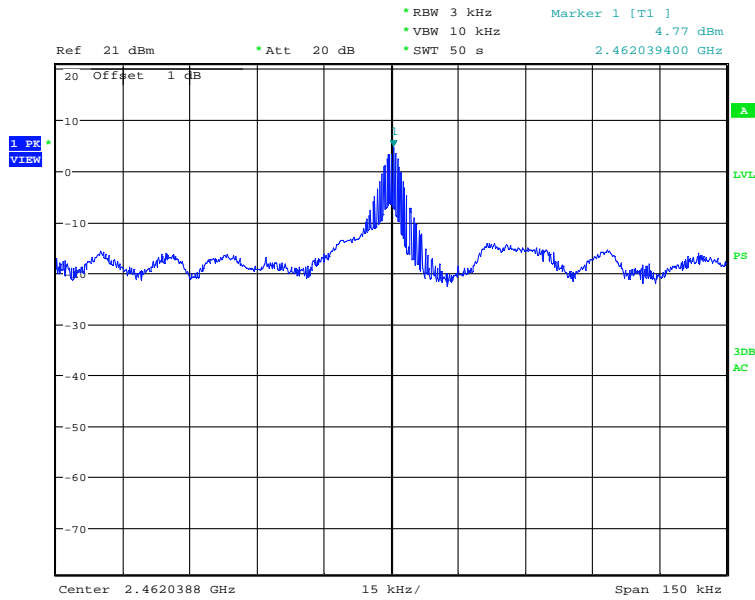
| | | | |
|------------|---------|---------------|--------|
| Test mode: | 802.11b | Test channel: | Lowest |
|------------|---------|---------------|--------|



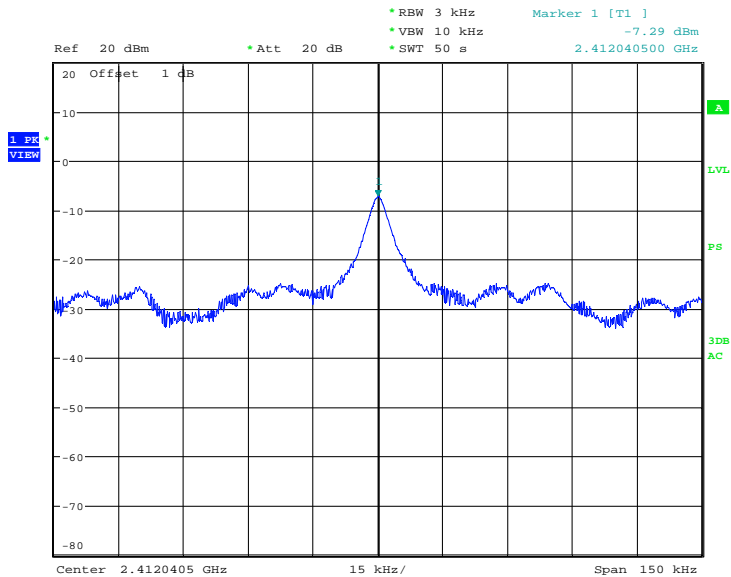
| | | | |
|------------|---------|---------------|--------|
| Test mode: | 802.11b | Test channel: | Middle |
|------------|---------|---------------|--------|



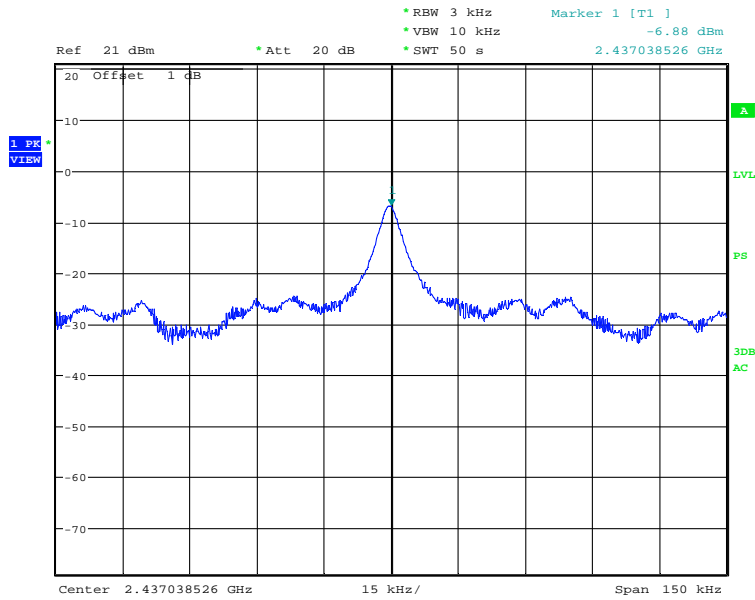
| | | | |
|------------|---------|---------------|---------|
| Test mode: | 802.11b | Test channel: | Highest |
|------------|---------|---------------|---------|



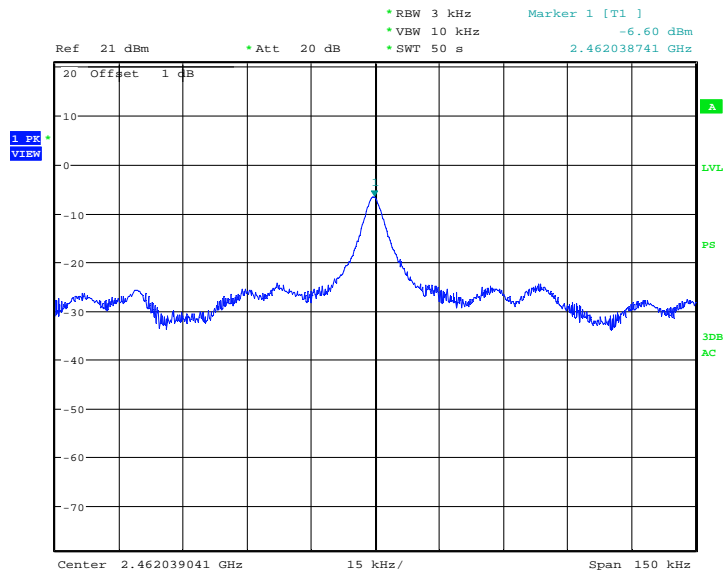
| | | | |
|------------|---------|---------------|--------|
| Test mode: | 802.11g | Test channel: | Lowest |
|------------|---------|---------------|--------|



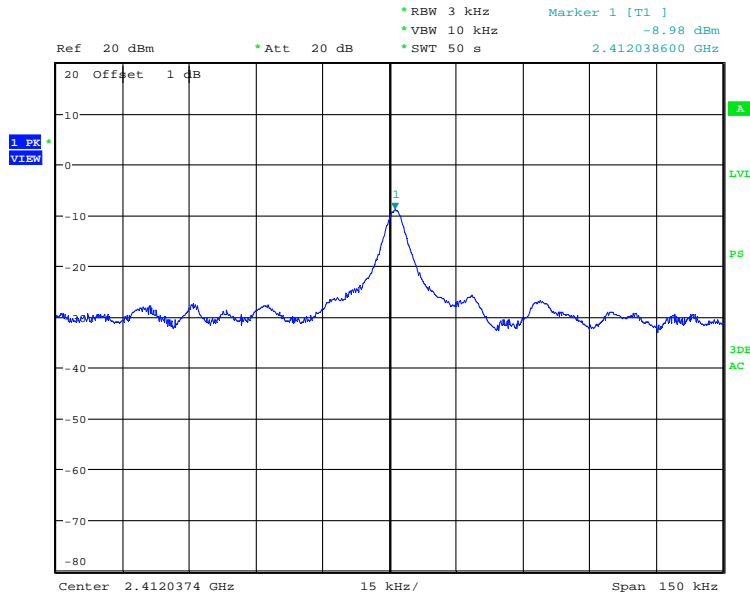
| | | | |
|------------|---------|---------------|--------|
| Test mode: | 802.11g | Test channel: | Middle |
|------------|---------|---------------|--------|



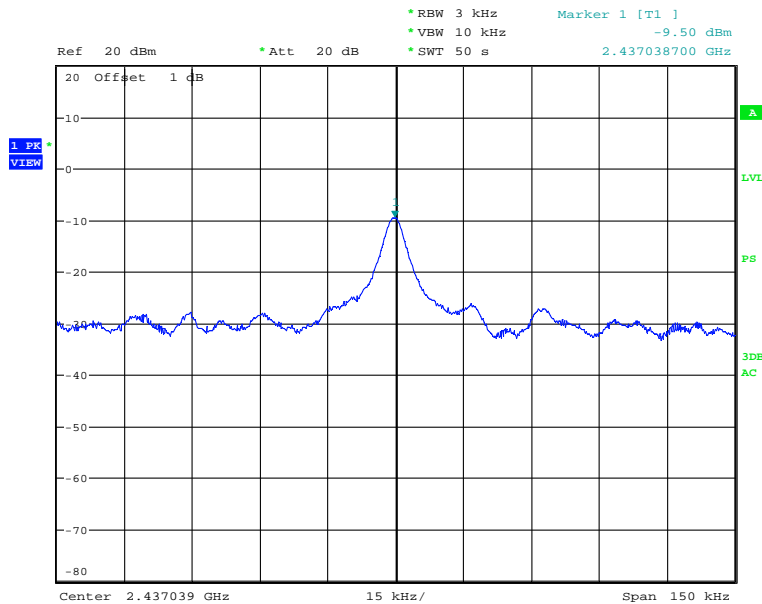
| | | | |
|------------|---------|---------------|---------|
| Test mode: | 802.11g | Test channel: | Highest |
|------------|---------|---------------|---------|



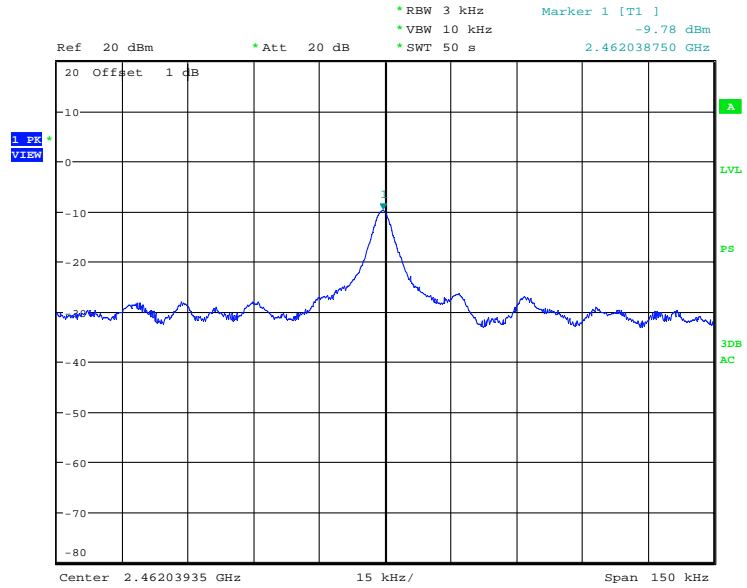
| | | | |
|------------|-------------|---------------|--------|
| Test mode: | 802.11n-H20 | Test channel: | Lowest |
|------------|-------------|---------------|--------|



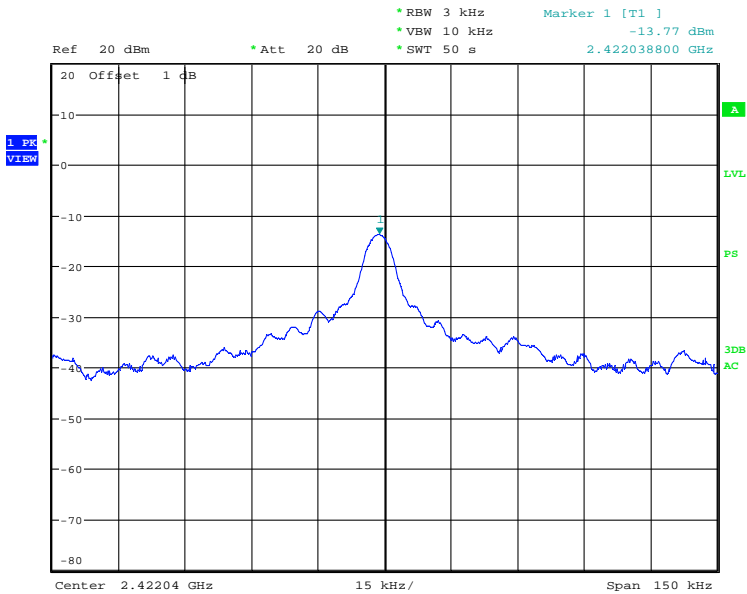
| | | | |
|------------|-------------|---------------|--------|
| Test mode: | 802.11n-H20 | Test channel: | Middle |
|------------|-------------|---------------|--------|



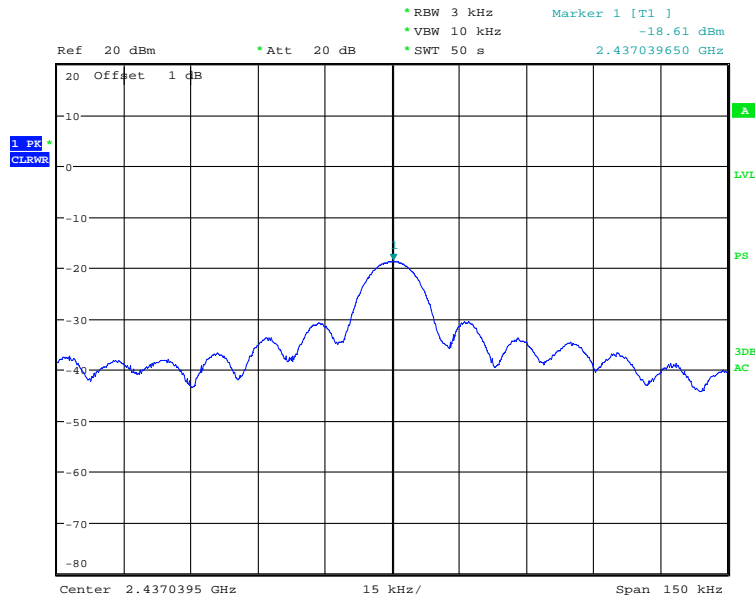
| | | | |
|------------|-------------|---------------|---------|
| Test mode: | 802.11n-H20 | Test channel: | Highest |
|------------|-------------|---------------|---------|



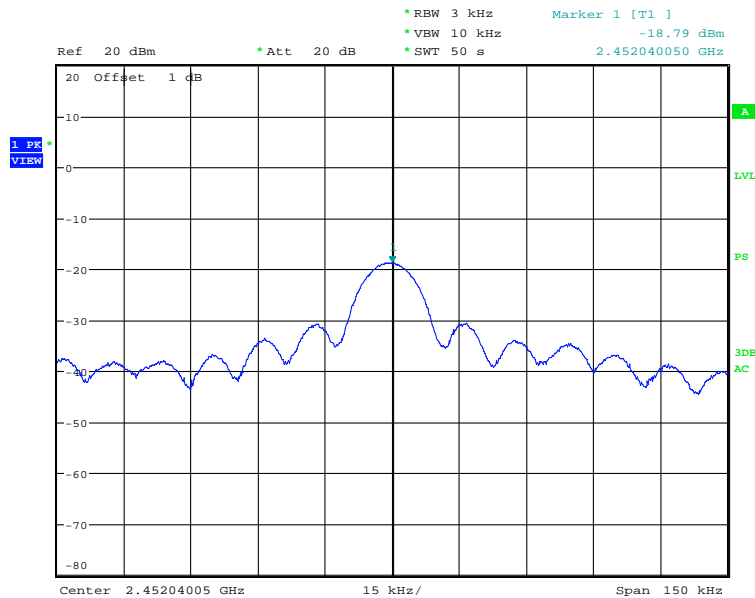
| | | | |
|------------|-------------|---------------|--------|
| Test mode: | 802.11n-H40 | Test channel: | Lowest |
|------------|-------------|---------------|--------|



| | | | |
|------------|-------------|---------------|--------|
| Test mode: | 802.11n-H40 | Test channel: | Middle |
|------------|-------------|---------------|--------|

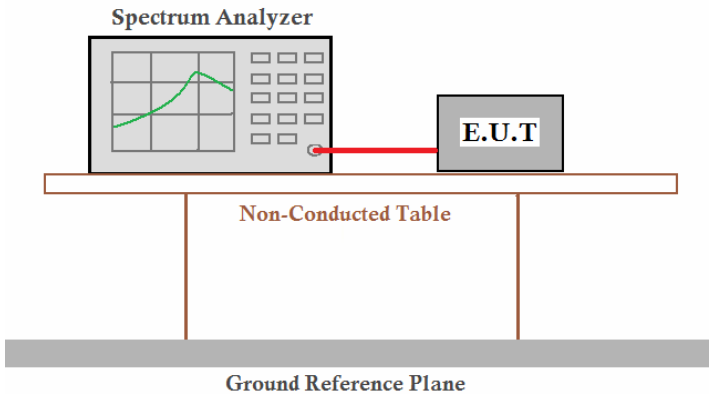


| | | | |
|------------|-------------|---------------|---------|
| Test mode: | 802.11n-H40 | Test channel: | Highest |
|------------|-------------|---------------|---------|



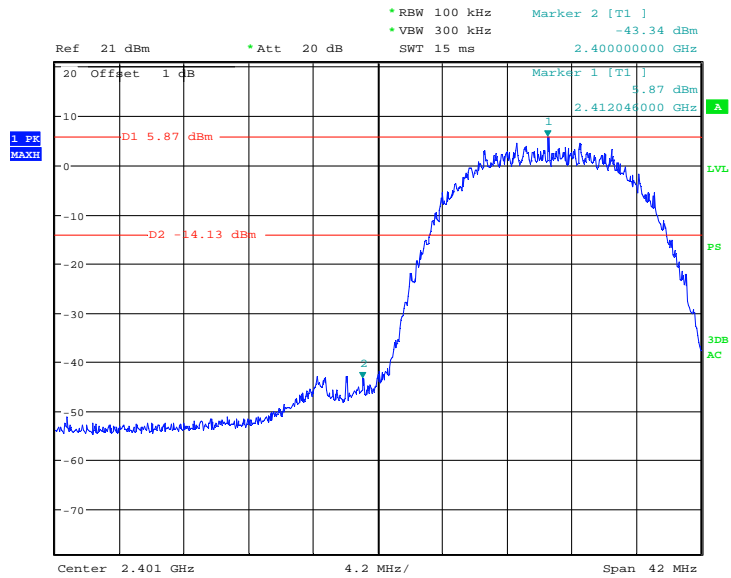
6.6 Band Edge

6.6.1 Conducted Emission Method

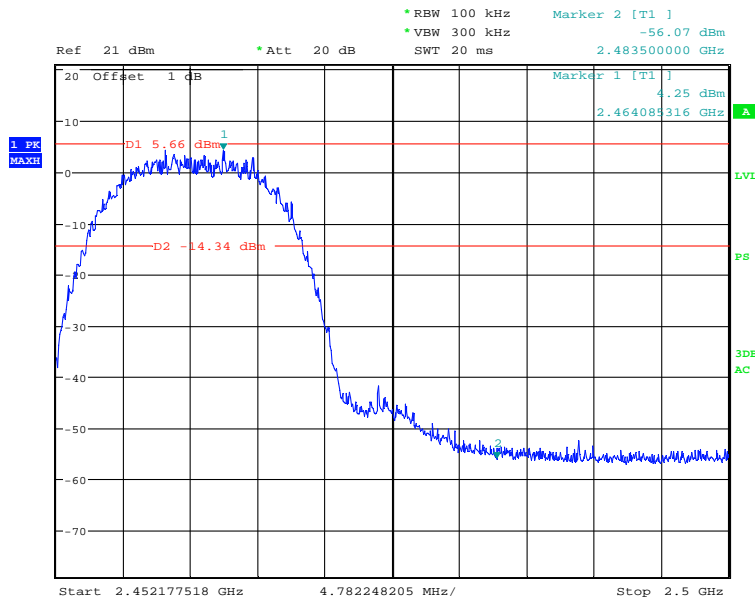
| | |
|-------------------|---|
| Test Requirement: | FCC Part15 C Section 15.247 (d) |
| Test Method: | ANSI C63.4:2003 and KDB558074 |
| Limit: | In any 100 kHz bandwidth outside the frequency band in which the spread spectrum intentional radiator is operating, the radio frequency power that is produced by the intentional radiator shall be at least 20 dB below that in the 100 kHz bandwidth within the band that contains the highest level of the desired power, based on either an RF conducted or a radiated measurement. |
| Test setup: |  <p>The diagram illustrates the test setup. A Spectrum Analyzer is connected to an E.U.T. (Equipment Under Test) via a red cable. Both are placed on a Non-Conducted Table, which is supported by two legs. Below the table is a Ground Reference Plane.</p> |
| Test Instruments: | Refer to section 5.7 for details |
| Test mode: | Refer to section 5.3 for details |
| Test results: | Pass |

Test plot as follows:

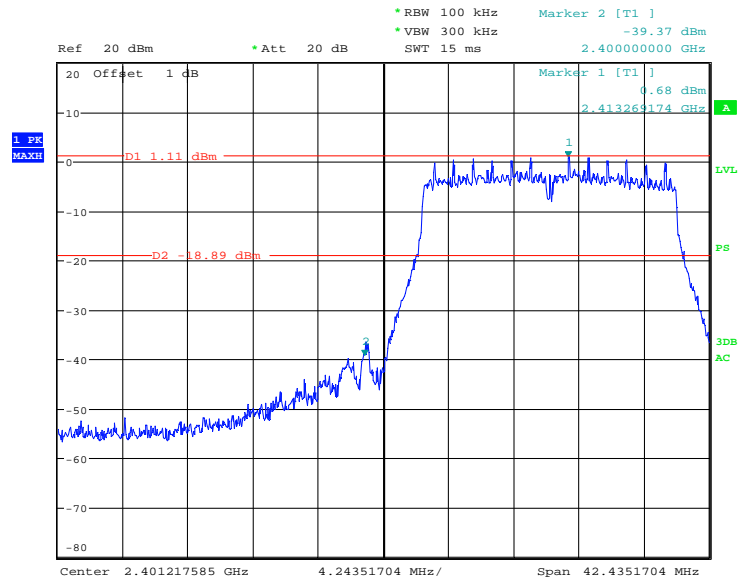
| | | | |
|------------|---------|---------------|--------|
| Test mode: | 802.11b | Test channel: | Lowest |
|------------|---------|---------------|--------|



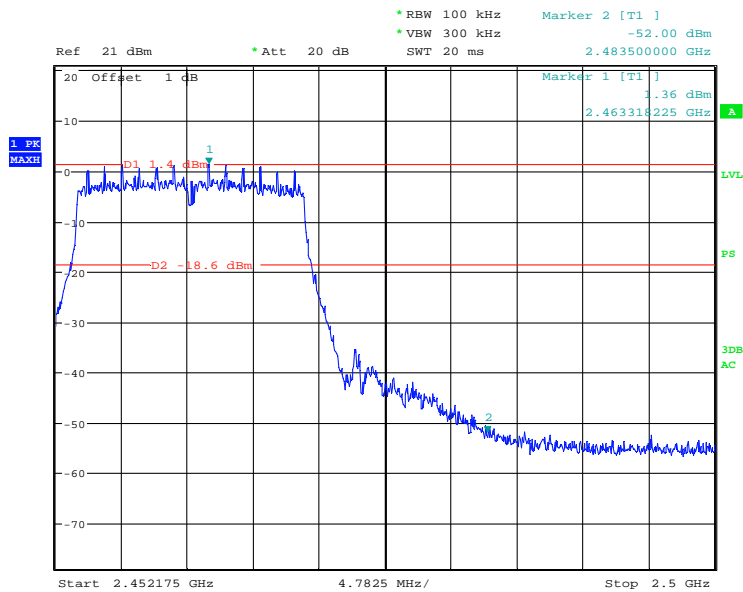
| | | | |
|------------|---------|---------------|---------|
| Test mode: | 802.11b | Test channel: | Highest |
|------------|---------|---------------|---------|



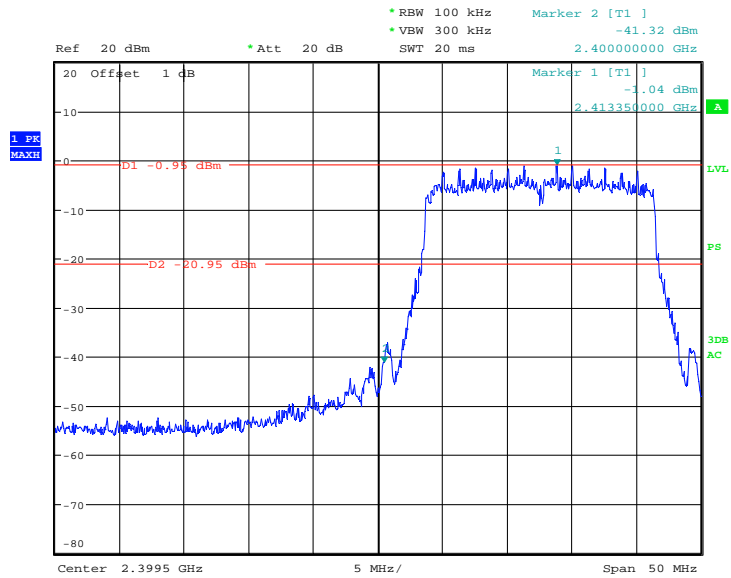
| | | | |
|------------|---------|---------------|--------|
| Test mode: | 802.11g | Test channel: | Lowest |
|------------|---------|---------------|--------|



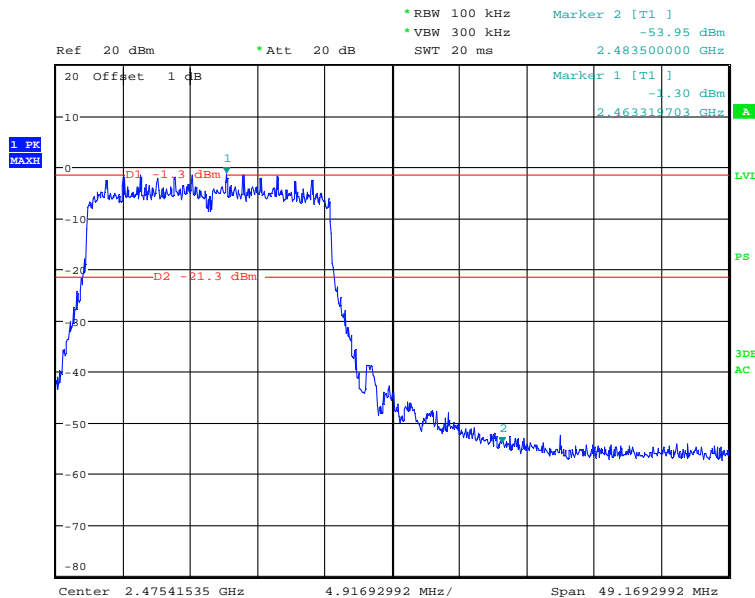
| | | | |
|------------|---------|---------------|---------|
| Test mode: | 802.11g | Test channel: | Highest |
|------------|---------|---------------|---------|



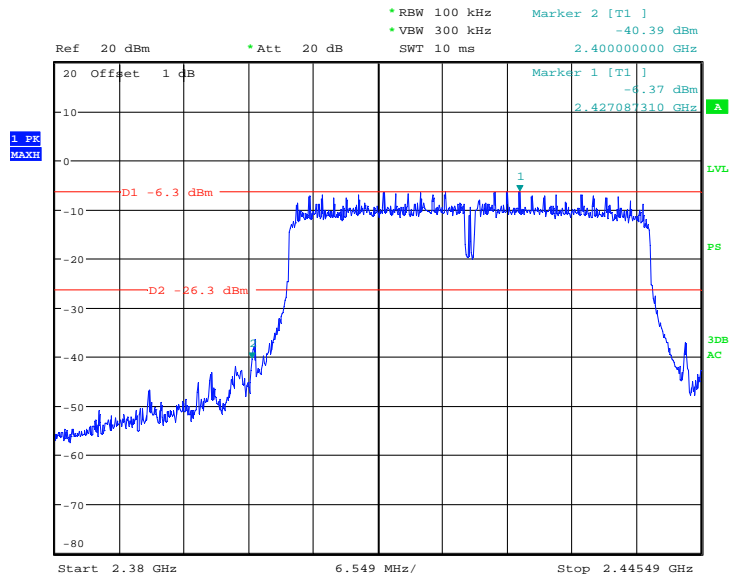
| | | | |
|------------|---------------|---------------|--------|
| Test mode: | 802.11n (H20) | Test channel: | Lowest |
|------------|---------------|---------------|--------|



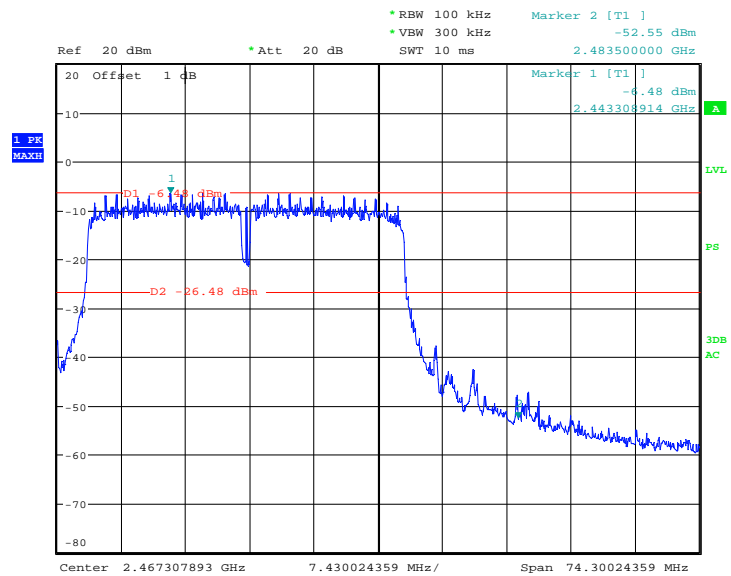
| | | | |
|------------|---------------|---------------|---------|
| Test mode: | 802.11n (H20) | Test channel: | Highest |
|------------|---------------|---------------|---------|



| | | | |
|------------|---------------|---------------|--------|
| Test mode: | 802.11n (H40) | Test channel: | Lowest |
|------------|---------------|---------------|--------|



| | | | |
|------------|---------------|---------------|---------|
| Test mode: | 802.11n (H40) | Test channel: | Highest |
|------------|---------------|---------------|---------|



6.6.2 Radiated Emission Method

| | | | | | |
|-----------------------|--|--------------------|------|---------------|---------------|
| Test Requirement: | FCC Part15 C Section 15.209 and 15.205 | | | | |
| Test Method: | ANSI C63.4: 2003 | | | | |
| Test Frequency Range: | 2.3GHz to 2.5GHz | | | | |
| Test site: | Measurement Distance: 3m (Semi-Anechoic Chamber) | | | | |
| Receiver setup: | Frequency | Detector | RBW | VBW | Remark |
| | Above 1GHz | Peak | 1MHz | 3MHz | Peak Value |
| | | Peak | 1MHz | 10Hz | Average Value |
| Limit: | Frequency | Limit (dBuV/m @3m) | | Remark | |
| | Above 1GHz | 54.0 | | Average Value | |
| | | 74.0 | | Peak Value | |
| Test Procedure: | <p>a. The EUT was placed on the top of a rotating table 0.8 meters above the ground at a 3 meter semi-anechoic chamber. The table was rotated 360 degrees to determine the position of the highest radiation.</p> <p>b. The EUT was set 3 meters away from the interference-receiving antenna, which was mounted on the top of a variable-height antenna tower.</p> <p>c. The antenna height is varied from one meter to four meters above the ground to determine the maximum value of the field strength. Both horizontal and vertical polarizations of the antenna are set to make the measurement.</p> <p>d. For each suspected emission, the EUT was arranged to its worst case and then the antenna was tuned to heights from 1 meter to 4 meters and the rotatable table was turned from 0 degrees to 360 degrees to find the maximum reading.</p> <p>e. The test-receiver system was set to Peak Detect Function and Specified Bandwidth with Maximum Hold Mode.</p> <p>f. If the emission level of the EUT in peak mode was 10dB lower than the limit specified, then testing could be stopped and the peak values of the EUT would be reported. Otherwise the emissions that did not have 10dB margin would be re-tested one by one using peak, quasi-peak or average method as specified and then reported in a data sheet.</p> | | | | |

| | |
|--------------------------|--|
| <p>Test setup:</p> | <p>The diagram illustrates the test setup. An EUT (Equipment Under Test) is placed on a Turn Table at a height of 0.8m. The Turn Table is positioned 3m away from the Antenna Tower. The Antenna Tower is 4m high and holds a Horn Antenna. The Antenna Tower base is 1m high. The Horn Antenna is connected to an Amplifier, which is connected to a Spectrum Analyzer.</p> |
| <p>Test Instruments:</p> | <p>Refer to section 5.7 for details</p> |
| <p>Test mode:</p> | <p>Refer to section 5.3 for details</p> |
| <p>Test results:</p> | <p>Pass</p> |

Note:

The field strength is calculated by adding the Antenna Factor, Cable Factor & Preamplifier. The basic equation with a sample calculation is as follows:

$$\text{Final Test Level} = \text{Receiver Reading} + \text{Antenna Factor} + \text{Cable Factor} - \text{Preamplifier Factor}$$

Measurement data:

| Test mode: | | 802.11b | | Test channel: | | Lowest | | Remark: | | Peak |
|-----------------|-------------------|-----------------------|-----------------|--------------------|----------------|---------------------|-----------------|--------------|--|------|
| Frequency (MHz) | Read Level (dBuV) | Antenna Factor (dB/m) | Cable Loss (dB) | Preamp Factor (dB) | Level (dBuV/m) | Limit Line (dBuV/m) | Over Limit (dB) | polarization | | |
| 2390.00 | 49.37 | 27.59 | 3.33 | 30.10 | 50.19 | 74.00 | -23.81 | Vertical | | |
| 2400.00 | 53.43 | 27.58 | 3.37 | 30.10 | 54.28 | 74.00 | -19.72 | Vertical | | |
| 2390.00 | 50.62 | 27.59 | 3.33 | 30.10 | 51.44 | 74.00 | -22.56 | Horizontal | | |
| 2400.00 | 54.59 | 27.58 | 3.37 | 30.10 | 55.44 | 74.00 | -18.56 | Horizontal | | |

| Test mode: | | 802.11b | | Test channel: | | Lowest | | Remark: | | Average |
|-----------------|-------------------|-----------------------|-----------------|--------------------|----------------|---------------------|-----------------|--------------|--|---------|
| Frequency (MHz) | Read Level (dBuV) | Antenna Factor (dB/m) | Cable Loss (dB) | Preamp Factor (dB) | Level (dBuV/m) | Limit Line (dBuV/m) | Over Limit (dB) | polarization | | |
| 2390.00 | 33.01 | 27.59 | 3.33 | 30.10 | 33.83 | 54.00 | -20.17 | Vertical | | |
| 2400.00 | 36.42 | 27.58 | 3.37 | 30.10 | 37.27 | 54.00 | -16.73 | Vertical | | |
| 2390.00 | 34.26 | 27.59 | 3.33 | 30.10 | 35.08 | 54.00 | -18.92 | Horizontal | | |
| 2400.00 | 37.58 | 27.58 | 3.37 | 30.10 | 38.43 | 54.00 | -15.57 | Horizontal | | |

| Test mode: | | 802.11b | | Test channel: | | Highest | | Remark: | | Peak |
|-----------------|-------------------|-----------------------|-----------------|--------------------|----------------|---------------------|-----------------|--------------|--|------|
| Frequency (MHz) | Read Level (dBuV) | Antenna Factor (dB/m) | Cable Loss (dB) | Preamp Factor (dB) | Level (dBuV/m) | Limit Line (dBuV/m) | Over Limit (dB) | polarization | | |
| 2483.50 | 49.91 | 27.53 | 3.49 | 29.93 | 51.00 | 74.00 | -23.00 | Vertical | | |
| 2500.00 | 53.71 | 27.55 | 3.52 | 30.70 | 54.08 | 74.00 | -19.92 | Vertical | | |
| 2483.50 | 51.21 | 27.53 | 3.49 | 29.93 | 52.30 | 74.00 | -21.70 | Horizontal | | |
| 2500.00 | 54.97 | 27.55 | 3.52 | 30.70 | 55.34 | 74.00 | -18.66 | Horizontal | | |

| Test mode: | | 802.11b | | Test channel: | | Highest | | Remark: | | Average |
|-----------------|-------------------|-----------------------|-----------------|--------------------|----------------|---------------------|-----------------|--------------|--|---------|
| Frequency (MHz) | Read Level (dBuV) | Antenna Factor (dB/m) | Cable Loss (dB) | Preamp Factor (dB) | Level (dBuV/m) | Limit Line (dBuV/m) | Over Limit (dB) | polarization | | |
| 2483.50 | 36.77 | 27.53 | 3.49 | 29.93 | 37.86 | 54.00 | -16.14 | Vertical | | |
| 2500.00 | 32.10 | 27.55 | 3.52 | 30.70 | 32.47 | 54.00 | -21.53 | Vertical | | |
| 2483.50 | 38.07 | 27.53 | 3.49 | 29.93 | 39.16 | 54.00 | -14.84 | Horizontal | | |
| 2500.00 | 33.36 | 27.55 | 3.52 | 30.70 | 33.73 | 54.00 | -20.27 | Horizontal | | |

| Test mode: | | 802.11g | | Test channel: | | Lowest | | Remark: | | Peak |
|-----------------|-------------------|-----------------------|-----------------|--------------------|----------------|---------------------|-----------------|--------------|--|------|
| Frequency (MHz) | Read Level (dBuV) | Antenna Factor (dB/m) | Cable Loss (dB) | Preamp Factor (dB) | Level (dBuV/m) | Limit Line (dBuV/m) | Over Limit (dB) | polarization | | |
| 2390.00 | 47.82 | 27.59 | 3.33 | 30.10 | 48.64 | 74.00 | -25.36 | Vertical | | |
| 2400.00 | 51.81 | 27.58 | 3.37 | 30.10 | 52.66 | 74.00 | -21.34 | Vertical | | |
| 2390.00 | 49.26 | 27.59 | 3.33 | 30.10 | 50.08 | 74.00 | -23.92 | Horizontal | | |
| 2400.00 | 53.19 | 27.58 | 3.37 | 30.10 | 54.04 | 74.00 | -19.96 | Horizontal | | |

| Test mode: | | 802.11g | | Test channel: | | Lowest | | Remark: | | Average |
|-----------------|-------------------|-----------------------|-----------------|--------------------|----------------|---------------------|-----------------|--------------|--|---------|
| Frequency (MHz) | Read Level (dBuV) | Antenna Factor (dB/m) | Cable Loss (dB) | Preamp Factor (dB) | Level (dBuV/m) | Limit Line (dBuV/m) | Over Limit (dB) | polarization | | |
| 2390.00 | 33.08 | 27.59 | 3.33 | 30.10 | 33.90 | 54.00 | -20.10 | Vertical | | |
| 2400.00 | 36.90 | 27.58 | 3.37 | 30.10 | 37.75 | 54.00 | -16.25 | Vertical | | |
| 2390.00 | 34.96 | 27.59 | 3.33 | 30.10 | 35.78 | 54.00 | -18.22 | Horizontal | | |
| 2400.00 | 38.81 | 27.58 | 3.37 | 30.10 | 39.66 | 54.00 | -14.34 | Horizontal | | |

| Test mode: | | 802.11g | | Test channel: | | Highest | | Remark: | | Peak |
|-----------------|-------------------|-----------------------|-----------------|--------------------|----------------|---------------------|-----------------|--------------|--|------|
| Frequency (MHz) | Read Level (dBuV) | Antenna Factor (dB/m) | Cable Loss (dB) | Preamp Factor (dB) | Level (dBuV/m) | Limit Line (dBuV/m) | Over Limit (dB) | polarization | | |
| 2483.50 | 48.65 | 27.53 | 3.49 | 29.93 | 49.74 | 74.00 | -24.26 | Vertical | | |
| 2500.00 | 52.50 | 27.55 | 3.52 | 30.70 | 52.87 | 74.00 | -21.13 | Vertical | | |
| 2483.50 | 50.15 | 27.53 | 3.49 | 29.93 | 51.24 | 74.00 | -22.76 | Horizontal | | |
| 2500.00 | 53.86 | 27.55 | 3.52 | 30.70 | 54.23 | 74.00 | -19.77 | Horizontal | | |

| Test mode: | | 802.11g | | Test channel: | | Highest | | Remark: | | Average |
|-----------------|-------------------|-----------------------|-----------------|--------------------|----------------|---------------------|-----------------|--------------|--|---------|
| Frequency (MHz) | Read Level (dBuV) | Antenna Factor (dB/m) | Cable Loss (dB) | Preamp Factor (dB) | Level (dBuV/m) | Limit Line (dBuV/m) | Over Limit (dB) | polarization | | |
| 2483.50 | 38.19 | 27.53 | 3.49 | 29.93 | 39.28 | 54.00 | -14.72 | Vertical | | |
| 2500.00 | 33.83 | 27.55 | 3.52 | 30.70 | 34.20 | 54.00 | -19.80 | Vertical | | |
| 2483.50 | 38.40 | 27.53 | 3.49 | 29.93 | 39.49 | 54.00 | -14.51 | Horizontal | | |
| 2500.00 | 34.07 | 27.55 | 3.52 | 30.70 | 34.44 | 54.00 | -19.56 | Horizontal | | |

| Test mode: | | 802.11n(H20) | | Test channel: | | Lowest | | Remark: | | Peak |
|-----------------|-------------------|-----------------------|-----------------|--------------------|----------------|---------------------|-----------------|--------------|--|------|
| Frequency (MHz) | Read Level (dBuV) | Antenna Factor (dB/m) | Cable Loss (dB) | Preamp Factor (dB) | Level (dBuV/m) | Limit Line (dBuV/m) | Over Limit (dB) | polarization | | |
| 2390.00 | 35.13 | 27.59 | 3.33 | 30.10 | 35.95 | 74.00 | -38.05 | Vertical | | |
| 2400.00 | 47.39 | 27.58 | 3.37 | 30.10 | 48.24 | 74.00 | -25.76 | Vertical | | |
| 2390.00 | 49.42 | 27.59 | 3.33 | 30.10 | 50.24 | 74.00 | -23.76 | Horizontal | | |
| 2400.00 | 53.43 | 27.58 | 3.37 | 30.10 | 54.28 | 74.00 | -19.72 | Horizontal | | |

| Test mode: | | 802.11n(H20) | | Test channel: | | Lowest | | Remark: | | Average |
|-----------------|-------------------|-----------------------|-----------------|--------------------|----------------|---------------------|-----------------|--------------|--|---------|
| Frequency (MHz) | Read Level (dBuV) | Antenna Factor (dB/m) | Cable Loss (dB) | Preamp Factor (dB) | Level (dBuV/m) | Limit Line (dBuV/m) | Over Limit (dB) | polarization | | |
| 2390.00 | 35.29 | 27.59 | 3.33 | 30.10 | 36.11 | 54.00 | -17.89 | Vertical | | |
| 2400.00 | 39.13 | 27.58 | 3.37 | 30.10 | 39.98 | 54.00 | -14.02 | Vertical | | |
| 2390.00 | 34.75 | 27.59 | 3.33 | 30.10 | 35.57 | 54.00 | -18.43 | Horizontal | | |
| 2400.00 | 34.68 | 27.58 | 3.37 | 30.10 | 35.53 | 54.00 | -18.47 | Horizontal | | |

| Test mode: | | 802.11n(H20) | | Test channel: | | Highest | | Remark: | | Peak |
|-----------------|-------------------|-----------------------|-----------------|--------------------|----------------|---------------------|-----------------|--------------|--|------|
| Frequency (MHz) | Read Level (dBuV) | Antenna Factor (dB/m) | Cable Loss (dB) | Preamp Factor (dB) | Level (dBuV/m) | Limit Line (dBuV/m) | Over Limit (dB) | polarization | | |
| 2483.50 | 39.28 | 27.53 | 3.49 | 29.93 | 40.37 | 74.00 | -33.63 | Vertical | | |
| 2500.00 | 47.99 | 27.55 | 3.52 | 30.70 | 48.36 | 74.00 | -25.64 | Vertical | | |
| 2483.50 | 50.18 | 27.53 | 3.49 | 29.93 | 51.27 | 74.00 | -22.73 | Horizontal | | |
| 2500.00 | 53.92 | 27.55 | 3.52 | 30.70 | 54.29 | 74.00 | -19.71 | Horizontal | | |

| Test mode: | | 802.11n(H20) | | Test channel: | | Highest | | Remark: | | Average |
|-----------------|-------------------|-----------------------|-----------------|--------------------|----------------|---------------------|-----------------|--------------|--|---------|
| Frequency (MHz) | Read Level (dBuV) | Antenna Factor (dB/m) | Cable Loss (dB) | Preamp Factor (dB) | Level (dBuV/m) | Limit Line (dBuV/m) | Over Limit (dB) | polarization | | |
| 2483.50 | 39.37 | 27.53 | 3.49 | 29.93 | 40.46 | 54.00 | -13.54 | Vertical | | |
| 2500.00 | 37.79 | 27.55 | 3.52 | 30.70 | 38.16 | 54.00 | -15.84 | Vertical | | |
| 2483.50 | 37.42 | 27.53 | 3.49 | 29.93 | 38.51 | 54.00 | -15.49 | Horizontal | | |
| 2500.00 | 32.97 | 27.55 | 3.52 | 30.70 | 33.34 | 54.00 | -20.66 | Horizontal | | |

| Test mode: | | 802.11n(H40) | | Test channel: | | Lowest | | Remark: | | Peak |
|-----------------|-------------------|-----------------------|-----------------|--------------------|----------------|---------------------|-----------------|--------------|--|------|
| Frequency (MHz) | Read Level (dBuV) | Antenna Factor (dB/m) | Cable Loss (dB) | Preamp Factor (dB) | Level (dBuV/m) | Limit Line (dBuV/m) | Over Limit (dB) | polarization | | |
| 2390.00 | 48.97 | 27.59 | 3.33 | 30.10 | 49.79 | 74.00 | -24.21 | Vertical | | |
| 2400.00 | 51.78 | 27.58 | 3.37 | 30.10 | 52.63 | 74.00 | -21.37 | Vertical | | |
| 2390.00 | 50.41 | 27.59 | 3.33 | 30.10 | 51.23 | 74.00 | -22.77 | Horizontal | | |
| 2400.00 | 53.16 | 27.58 | 3.37 | 30.10 | 54.01 | 74.00 | -19.99 | Horizontal | | |

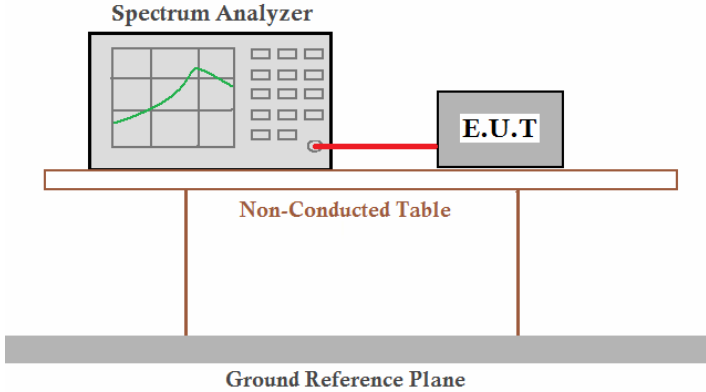
| Test mode: | | 802.11n(H40) | | Test channel: | | Lowest | | Remark: | | Average |
|-----------------|-------------------|-----------------------|-----------------|--------------------|----------------|---------------------|-----------------|--------------|--|---------|
| Frequency (MHz) | Read Level (dBuV) | Antenna Factor (dB/m) | Cable Loss (dB) | Preamp Factor (dB) | Level (dBuV/m) | Limit Line (dBuV/m) | Over Limit (dB) | polarization | | |
| 2390.00 | 32.24 | 27.59 | 3.33 | 30.10 | 33.06 | 54.00 | -20.94 | Vertical | | |
| 2400.00 | 37.36 | 27.58 | 3.37 | 30.10 | 38.21 | 54.00 | -15.79 | Vertical | | |
| 2390.00 | 33.02 | 27.59 | 3.33 | 30.10 | 33.84 | 54.00 | -20.16 | Horizontal | | |
| 2400.00 | 38.07 | 27.58 | 3.37 | 30.10 | 38.92 | 54.00 | -15.08 | Horizontal | | |

| Test mode: | | 802.11n(H40) | | Test channel: | | Highest | | Remark: | | Peak |
|-----------------|-------------------|-----------------------|-----------------|--------------------|----------------|---------------------|-----------------|--------------|--|------|
| Frequency (MHz) | Read Level (dBuV) | Antenna Factor (dB/m) | Cable Loss (dB) | Preamp Factor (dB) | Level (dBuV/m) | Limit Line (dBuV/m) | Over Limit (dB) | polarization | | |
| 2483.50 | 50.98 | 27.53 | 3.49 | 29.93 | 52.07 | 74.00 | -21.93 | Vertical | | |
| 2500.00 | 47.47 | 27.55 | 3.52 | 30.70 | 47.84 | 74.00 | -26.16 | Vertical | | |
| 2483.50 | 52.48 | 27.53 | 3.49 | 29.93 | 53.57 | 74.00 | -20.43 | Horizontal | | |
| 2500.00 | 48.83 | 27.55 | 3.52 | 30.70 | 49.20 | 74.00 | -24.80 | Horizontal | | |

| Test mode: | | 802.11n(H40) | | Test channel: | | Highest | | Remark: | | Average |
|-----------------|-------------------|-----------------------|-----------------|--------------------|----------------|---------------------|-----------------|--------------|--|---------|
| Frequency (MHz) | Read Level (dBuV) | Antenna Factor (dB/m) | Cable Loss (dB) | Preamp Factor (dB) | Level (dBuV/m) | Limit Line (dBuV/m) | Over Limit (dB) | polarization | | |
| 2483.50 | 41.52 | 27.53 | 3.49 | 29.93 | 42.61 | 54.00 | -11.39 | Vertical | | |
| 2500.00 | 39.79 | 27.55 | 3.52 | 30.70 | 40.16 | 54.00 | -13.84 | Vertical | | |
| 2483.50 | 40.73 | 27.53 | 3.49 | 29.93 | 41.82 | 54.00 | -12.18 | Horizontal | | |
| 2500.00 | 39.03 | 27.55 | 3.52 | 30.70 | 39.40 | 54.00 | -14.60 | Horizontal | | |

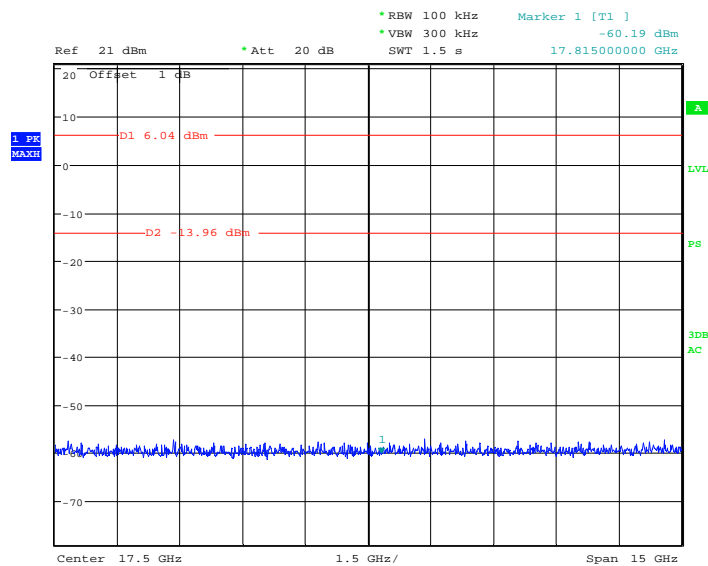
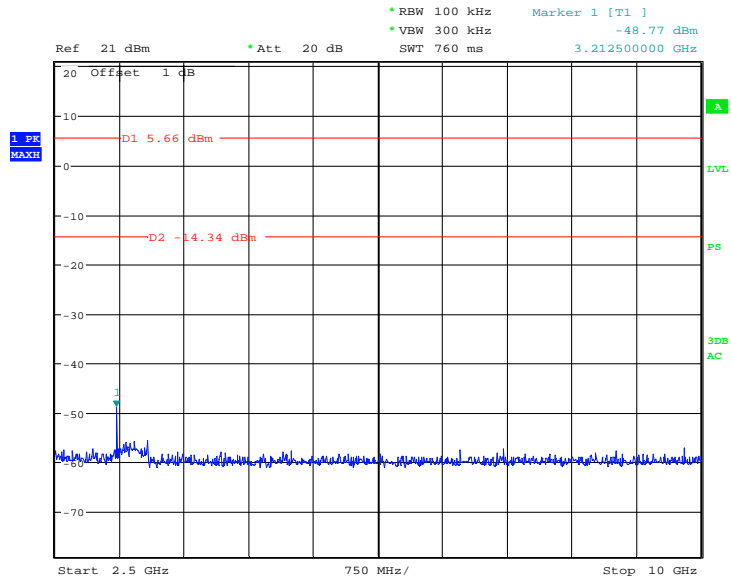
6.7 Spurious Emission

6.7.1 Conducted Emission Method

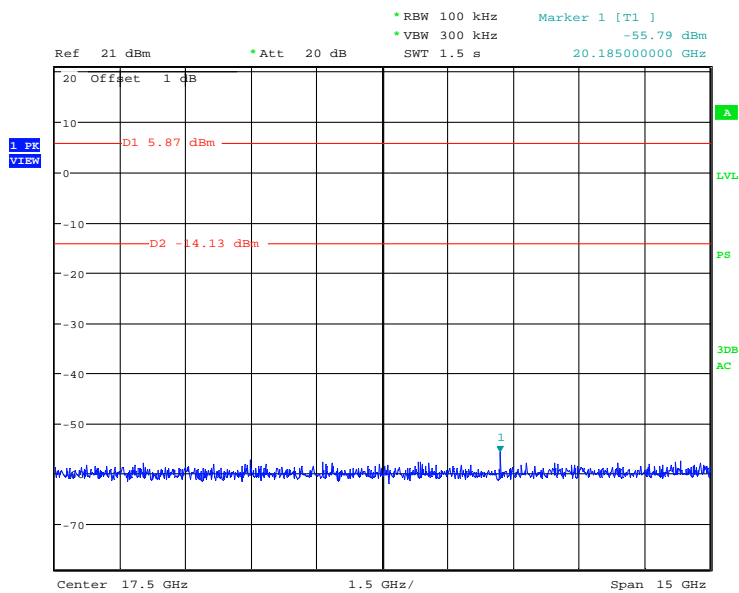
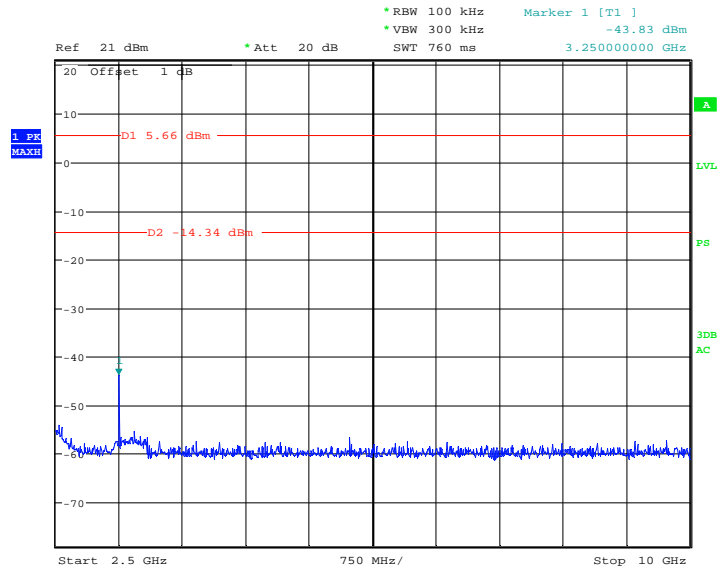
| | |
|-------------------|---|
| Test Requirement: | FCC Part15 C Section 15.247 (d) |
| Test Method: | ANSI C63.4:2003 and KDB558074 |
| Limit: | In any 100 kHz bandwidth outside the frequency band in which the spread spectrum intentional radiator is operating, the radio frequency power that is produced by the intentional radiator shall be at least 20 dB below that in the 100 kHz bandwidth within the band that contains the highest level of the desired power, based on either an RF conducted or a radiated measurement. |
| Test setup: |  <p>The diagram illustrates the test setup. A Spectrum Analyzer is connected to an E.U.T. (Equipment Under Test) via a red cable. Both are placed on a Non-Conducted Table, which is supported by two legs. Below the table is a Ground Reference Plane.</p> |
| Test Instruments: | Refer to section 5.7 for details |
| Test mode: | Refer to section 5.3 for details |
| Test results: | Pass |

Test plot as follows:

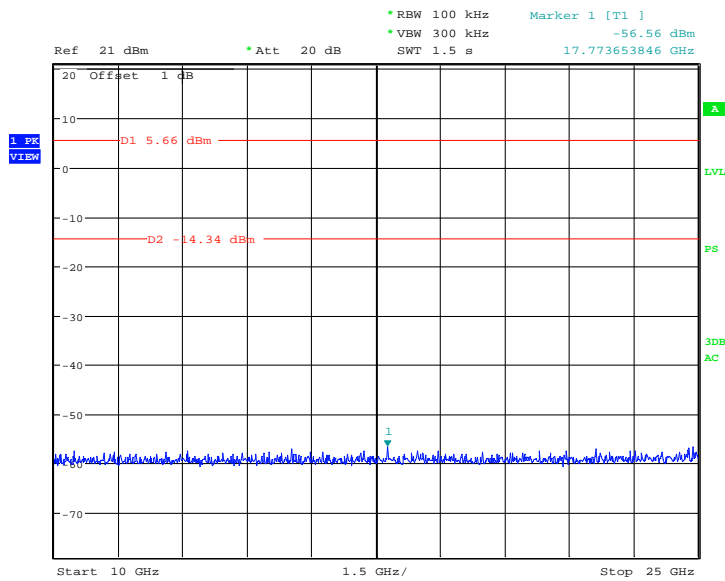
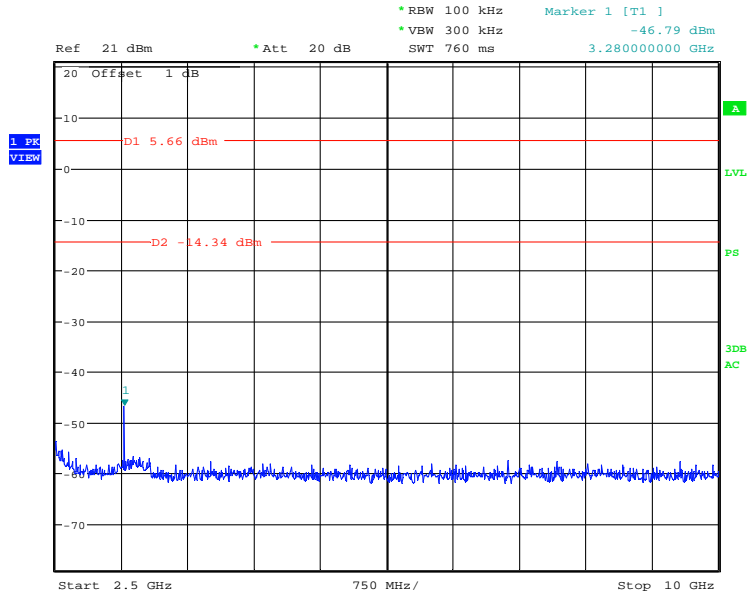
| | | | |
|------------|---------|---------------|--------|
| Test mode: | 802.11b | Test channel: | Lowest |
|------------|---------|---------------|--------|



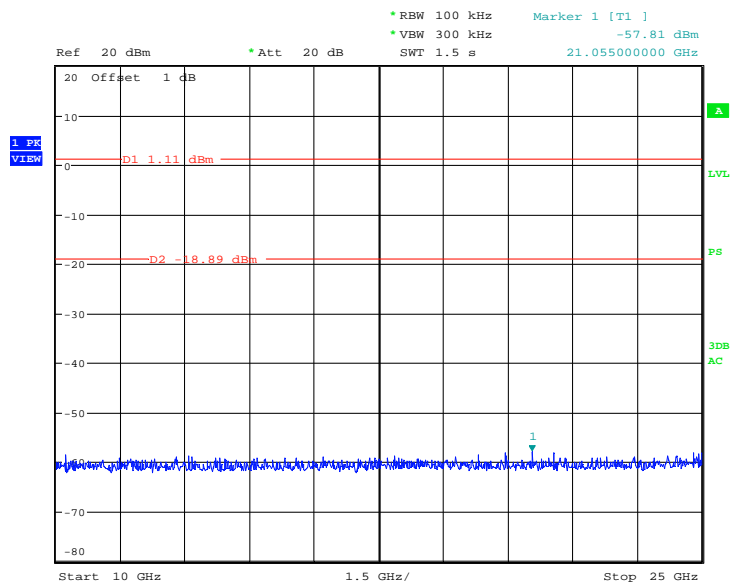
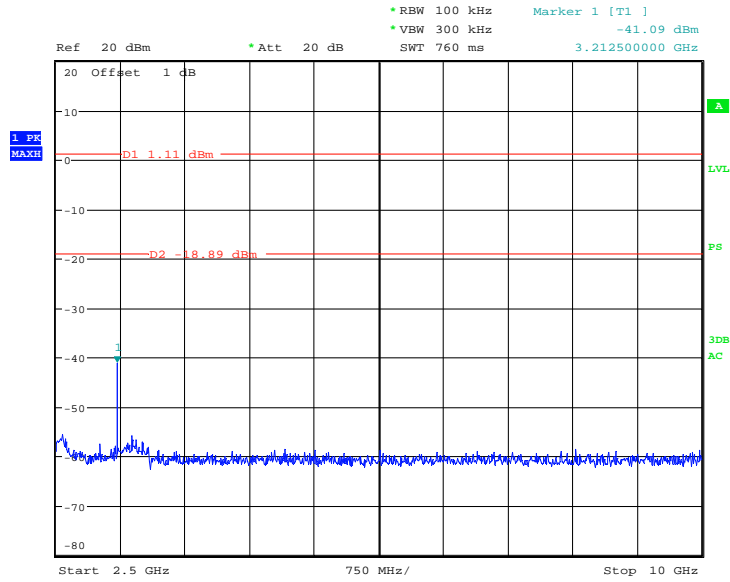
| | | | |
|------------|---------|---------------|--------|
| Test mode: | 802.11b | Test channel: | Middle |
|------------|---------|---------------|--------|



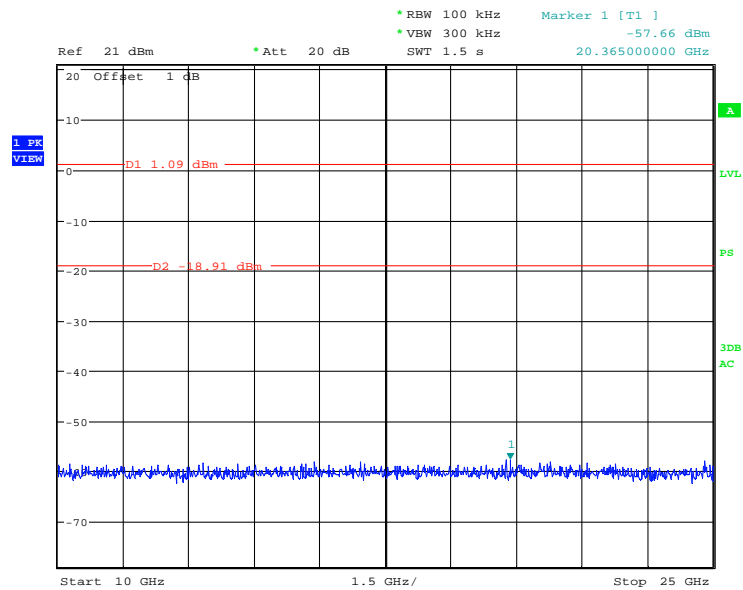
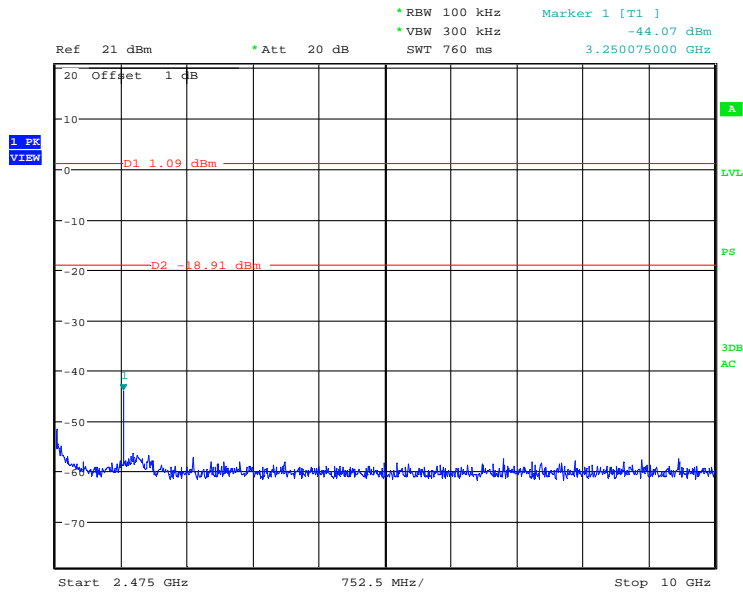
| | | | |
|------------|---------|---------------|---------|
| Test mode: | 802.11b | Test channel: | Highest |
|------------|---------|---------------|---------|



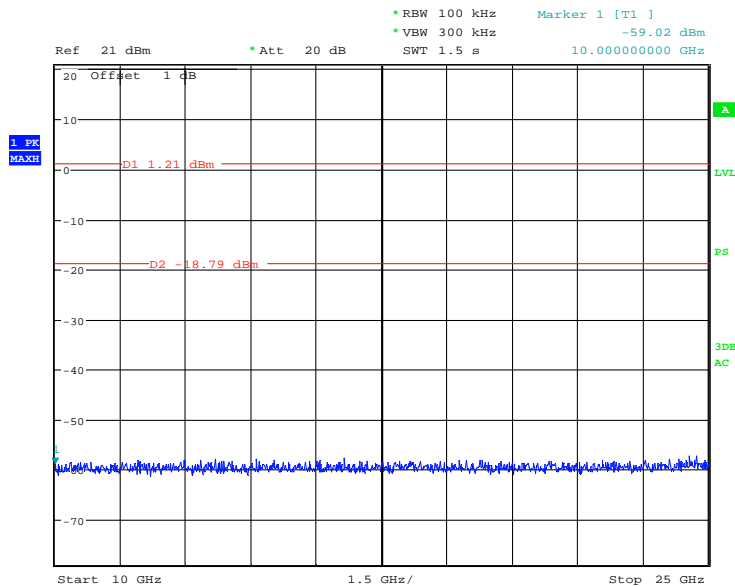
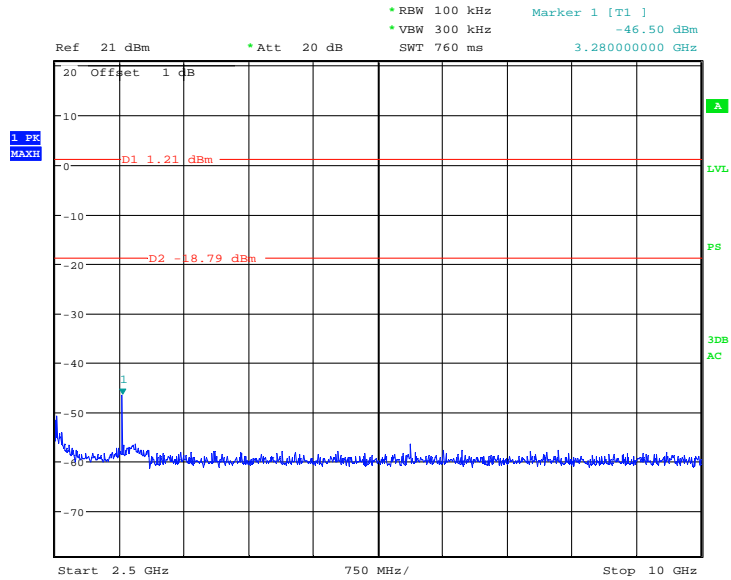
| | | | |
|------------|---------|---------------|--------|
| Test mode: | 802.11g | Test channel: | Lowest |
|------------|---------|---------------|--------|



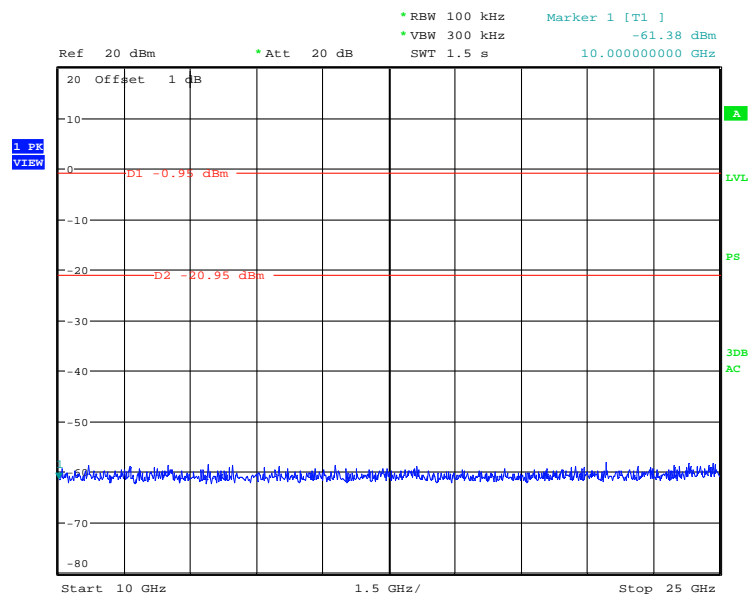
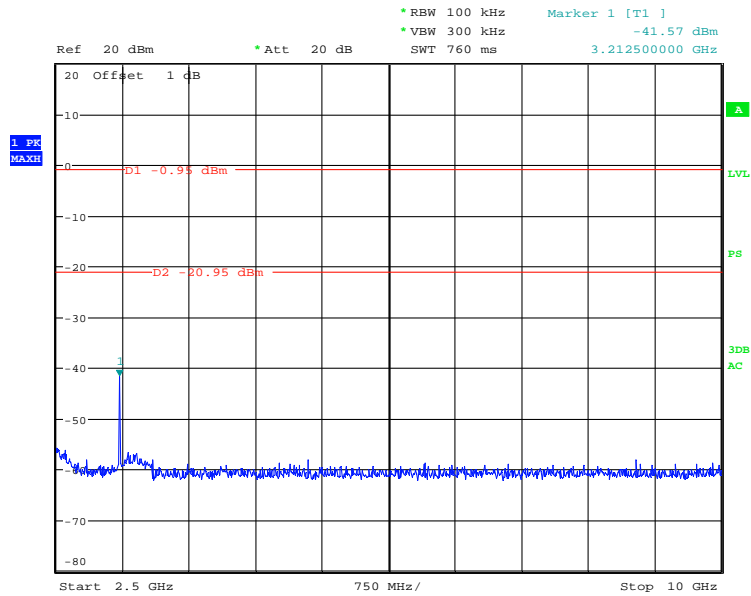
| | | | |
|------------|---------|---------------|--------|
| Test mode: | 802.11g | Test channel: | Middle |
|------------|---------|---------------|--------|



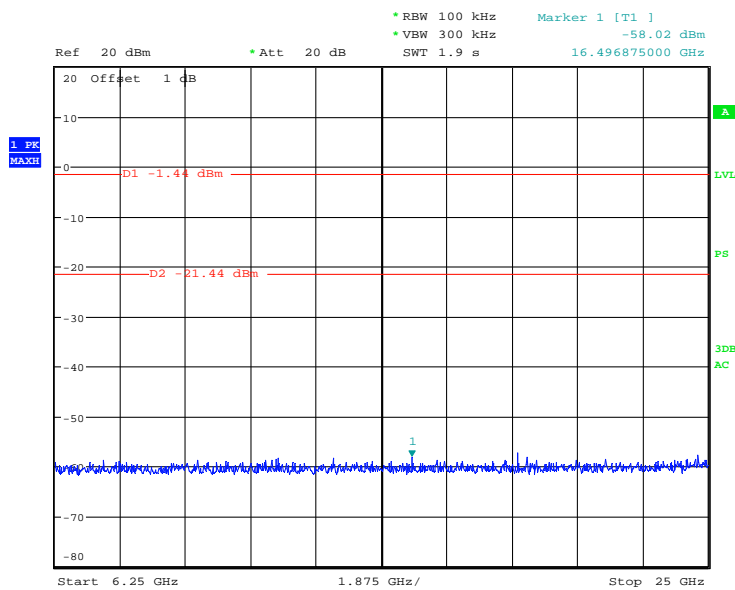
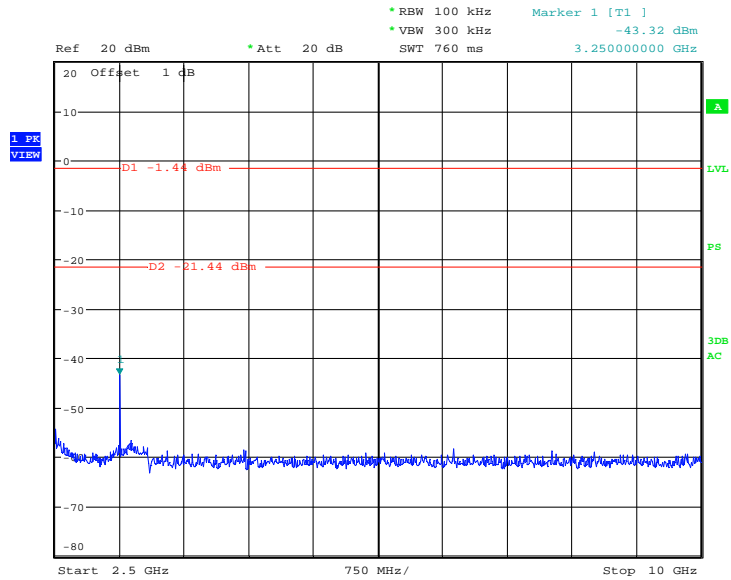
| | | | |
|------------|---------|---------------|---------|
| Test mode: | 802.11g | Test channel: | Highest |
|------------|---------|---------------|---------|



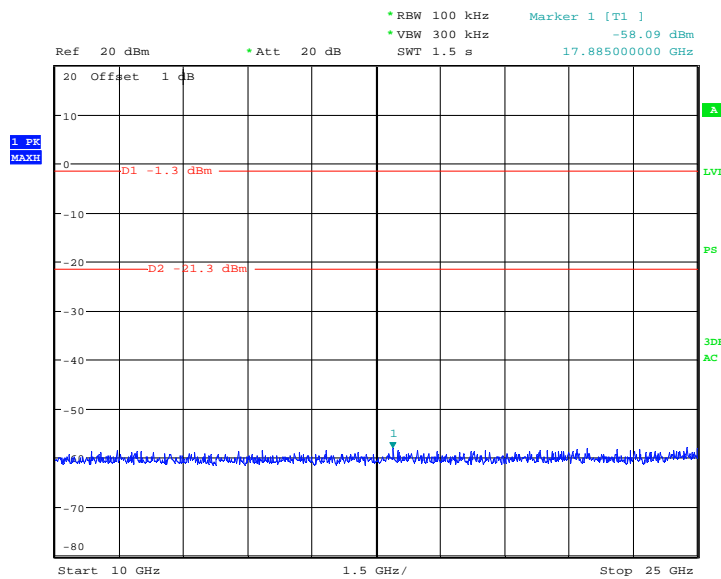
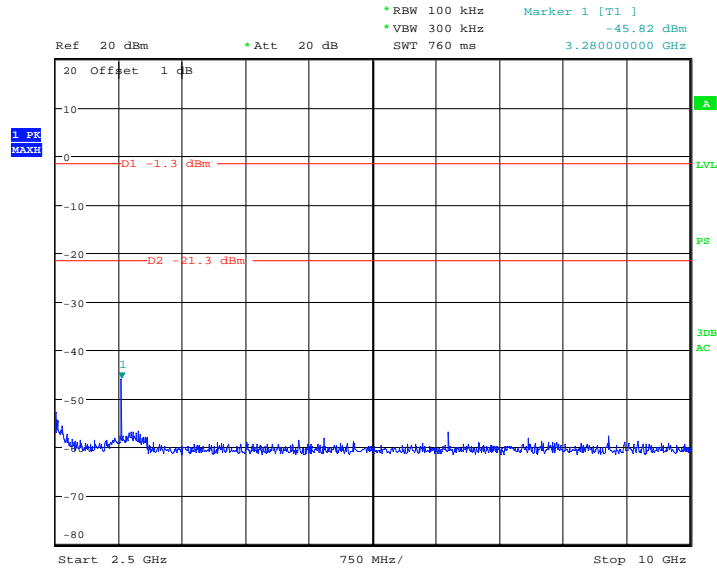
| | | | |
|------------|--------------|---------------|--------|
| Test mode: | 802.11n(H20) | Test channel: | Lowest |
|------------|--------------|---------------|--------|



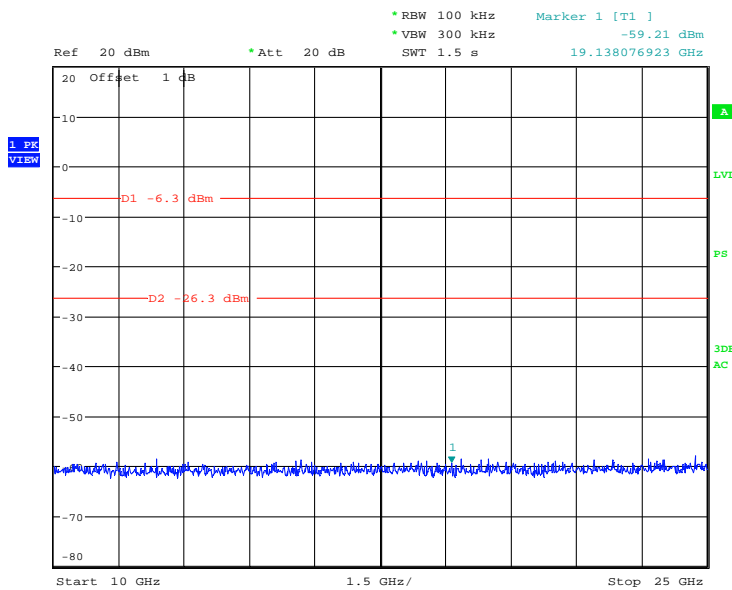
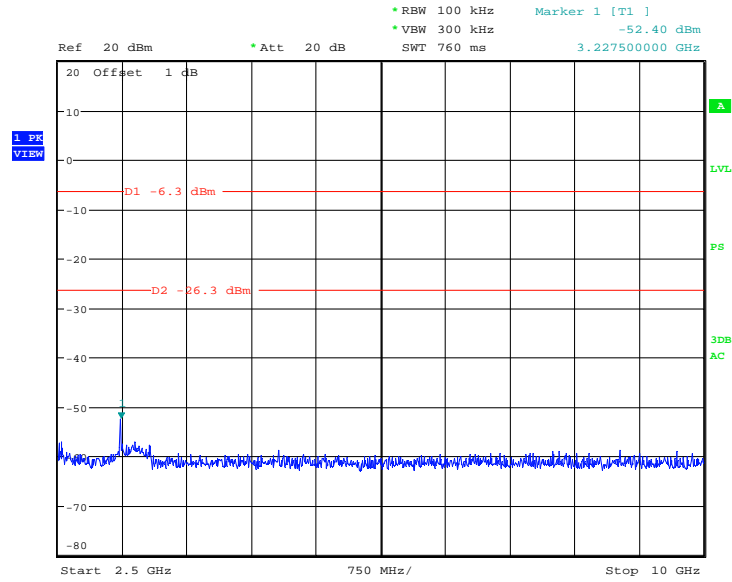
| | | | |
|------------|--------------|---------------|--------|
| Test mode: | 802.11n(H20) | Test channel: | Middle |
|------------|--------------|---------------|--------|



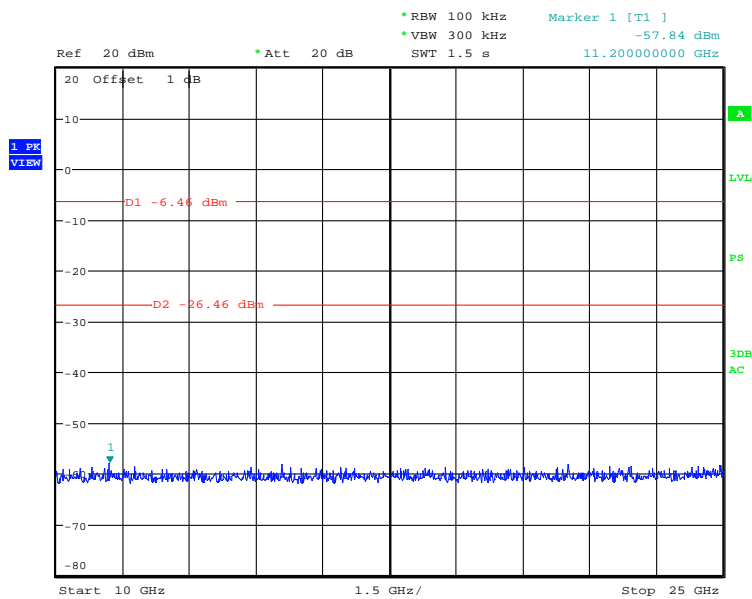
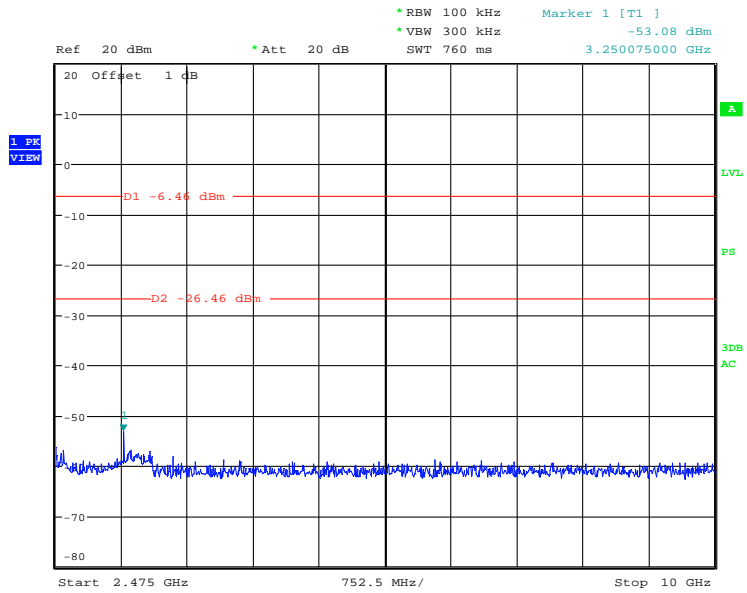
| | | | |
|------------|--------------|---------------|---------|
| Test mode: | 802.11n(H20) | Test channel: | Highest |
|------------|--------------|---------------|---------|



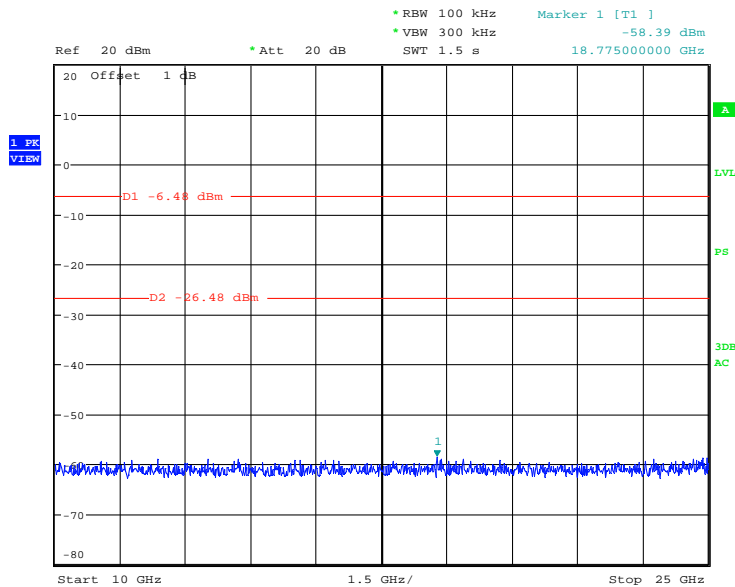
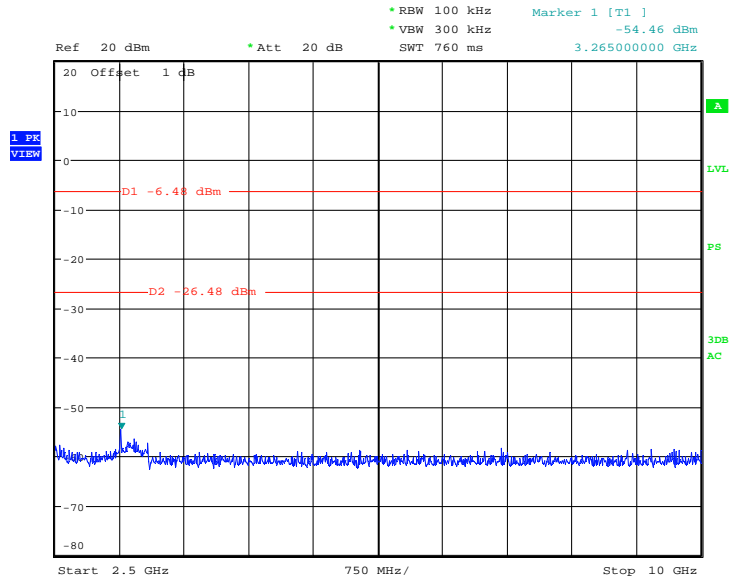
| | | | |
|------------|--------------|---------------|--------|
| Test mode: | 802.11n(H40) | Test channel: | Lowest |
|------------|--------------|---------------|--------|



| | | | |
|------------|--------------|---------------|--------|
| Test mode: | 802.11n(H40) | Test channel: | Middle |
|------------|--------------|---------------|--------|



| | | | |
|------------|--------------|---------------|---------|
| Test mode: | 802.11n(H40) | Test channel: | Highest |
|------------|--------------|---------------|---------|



6.7.2 Radiated Emission Method

| | | | | | |
|-----------------------|--|--------------------|--------|------------------|------------------|
| Test Requirement: | FCC Part15 C Section 15.209 and 15.205 | | | | |
| Test Method: | ANSI C63.4:2003 | | | | |
| Test Frequency Range: | 30MHz to 25GHz | | | | |
| Test site: | Measurement Distance: 3m (Semi-Anechoic Chamber) | | | | |
| Receiver setup: | Frequency | Detector | RBW | VBW | Remark |
| | 30MHz-1GHz | Quasi-peak | 100KHz | 300KHz | Quasi-peak Value |
| | Above 1GHz | Peak | 1MHz | 3MHz | Peak Value |
| | | Peak | 1MHz | 10Hz | Average Value |
| Limit: | Frequency | Limit (dBuV/m @3m) | | Remark | |
| | 30MHz-88MHz | 40.0 | | Quasi-peak Value | |
| | 88MHz-216MHz | 43.5 | | Quasi-peak Value | |
| | 216MHz-960MHz | 46.0 | | Quasi-peak Value | |
| | 960MHz-1GHz | 54.0 | | Quasi-peak Value | |
| | Above 1GHz | 54.0 | | Average Value | |
| | | 74.0 | | Peak Value | |
| Test Procedure: | <p>g. The EUT was placed on the top of a rotating table 0.8 meters above the ground at a 3 meter semi-anechoic chamber. The table was rotated 360 degrees to determine the position of the highest radiation.</p> <p>h. The EUT was set 3 meters away from the interference-receiving antenna, which was mounted on the top of a variable-height antenna tower.</p> <p>i. The antenna height is varied from one meter to four meters above the ground to determine the maximum value of the field strength. Both horizontal and vertical polarizations of the antenna are set to make the measurement.</p> <p>j. For each suspected emission, the EUT was arranged to its worst case and then the antenna was tuned to heights from 1 meter to 4 meters and the rotatable table was turned from 0 degrees to 360 degrees to find the maximum reading.</p> <p>k. The test-receiver system was set to Peak Detect Function and Specified Bandwidth with Maximum Hold Mode.</p> <p>l. If the emission level of the EUT in peak mode was 10dB lower than the limit specified, then testing could be stopped and the peak values of the EUT would be reported. Otherwise the emissions that did not have 10dB margin would be re-tested one by one using peak, quasi-peak or average method as specified and then reported in a data sheet.</p> | | | | |

| | |
|-------------------|----------------------------------|
| Test setup: | <p>Below 1GHz</p> |
| | <p>Above 1GHz</p> |
| Test Instruments: | Refer to section 5.7 for details |
| Test mode: | Refer to section 5.3 for details |
| Test results: | Pass |

Note:

The field strength is calculated by adding the Antenna Factor, Cable Factor & Preamplifier. The basic equation with a sample calculation is as follows:

$$\text{Final Test Level} = \text{Receiver Reading} + \text{Antenna Factor} + \text{Cable Factor} - \text{Preamplifier Factor}$$

Below 1GHz

Test in WIFI mode.

| Frequency (MHz) | Read Level (dBuV) | Antenna Factor (dB/m) | Cable Loss (dB) | Preamp Factor (dB) | Level (dBuV/m) | Limit Line (dBuV/m) | Over Limit (dB) | polarization |
|-----------------|-------------------|-----------------------|-----------------|--------------------|----------------|---------------------|-----------------|--------------|
| 32.07 | 47.51 | 14.60 | 0.61 | 32.23 | 30.49 | 40.00 | -9.51 | Vertical |
| 71.33 | 45.25 | 13.23 | 0.86 | 31.87 | 27.47 | 40.00 | -12.53 | Vertical |
| 156.46 | 50.20 | 10.02 | 1.56 | 32.01 | 29.77 | 43.50 | -13.73 | Vertical |
| 230.91 | 48.15 | 10.86 | 1.90 | 32.28 | 28.63 | 46.00 | -17.37 | Vertical |
| 400.43 | 51.68 | 14.22 | 2.26 | 32.32 | 35.84 | 46.00 | -10.16 | Vertical |
| 699.31 | 48.24 | 20.27 | 2.94 | 31.70 | 39.75 | 46.00 | -6.25 | Vertical |
| 49.71 | 39.47 | 14.80 | 0.67 | 32.01 | 22.93 | 40.00 | -17.07 | Horizontal |
| 166.65 | 52.42 | 11.53 | 1.61 | 32.08 | 33.48 | 43.50 | -10.02 | Horizontal |
| 232.53 | 53.77 | 11.98 | 1.91 | 32.28 | 35.38 | 46.00 | -10.62 | Horizontal |
| 349.25 | 55.08 | 13.84 | 2.17 | 32.31 | 38.78 | 46.00 | -7.22 | Horizontal |
| 400.43 | 54.74 | 15.64 | 2.26 | 32.32 | 40.32 | 46.00 | -5.68 | Horizontal |
| 701.76 | 47.34 | 23.19 | 2.94 | 31.69 | 41.78 | 46.00 | -4.22 | Horizontal |

Above 1GHz

| Test mode: | | 802.11b | | Test channel: | | Lowest | | Remark: | | Peak |
|-----------------|-------------------|-----------------------|-----------------|--------------------|----------------|---------------------|-----------------|--------------|--|------|
| Frequency (MHz) | Read Level (dBuV) | Antenna Factor (dB/m) | Cable Loss (dB) | Preamp Factor (dB) | Level (dBuV/m) | Limit Line (dBuV/m) | Over Limit (dB) | polarization | | |
| 4824 | 41.57 | 31.79 | 5.34 | 24.07 | 54.63 | 74.00 | -19.37 | Vertical | | |
| 7236 | 32.67 | 36.19 | 6.88 | 26.44 | 49.30 | 74.00 | -24.70 | Vertical | | |
| 9648 | 31.14 | 38.07 | 8.96 | 25.36 | 52.81 | 74.00 | -21.19 | Vertical | | |
| 12060 | 29.76 | 39.05 | 10.35 | 25.15 | 54.01 | 74.00 | -19.99 | Vertical | | |
| 14472 | --- | | | | | 74.00 | | Vertical | | |
| 16884 | --- | | | | | 74.00 | | Vertical | | |
| 4824 | 42.91 | 31.79 | 5.34 | 24.07 | 55.97 | 74.00 | -18.03 | Horizontal | | |
| 7236 | 34.06 | 36.19 | 6.88 | 26.44 | 50.69 | 74.00 | -23.31 | Horizontal | | |
| 9648 | 32.58 | 38.07 | 8.96 | 25.36 | 54.25 | 74.00 | -19.75 | Horizontal | | |
| 12060 | 31.25 | 39.05 | 10.35 | 25.15 | 55.50 | 74.00 | -18.50 | Horizontal | | |
| 14472 | --- | | | | | 74.00 | | Horizontal | | |
| 16884 | --- | | | | | 74.00 | | Horizontal | | |

| Test mode: | | 802.11b | | Test channel: | | Lowest | | Remark: | | Average |
|-----------------|-------------------|-----------------------|-----------------|--------------------|----------------|---------------------|-----------------|--------------|--|---------|
| Frequency (MHz) | Read Level (dBuV) | Antenna Factor (dB/m) | Cable Loss (dB) | Preamp Factor (dB) | Level (dBuV/m) | Limit Line (dBuV/m) | Over Limit (dB) | polarization | | |
| 4824 | 22.82 | 31.79 | 5.34 | 24.07 | 35.88 | 54.00 | -18.12 | Vertical | | |
| 7236 | 17.70 | 36.19 | 6.88 | 26.44 | 34.33 | 54.00 | -19.67 | Vertical | | |
| 9648 | 15.65 | 38.07 | 8.96 | 25.36 | 37.32 | 54.00 | -16.68 | Vertical | | |
| 12060 | 14.44 | 39.05 | 10.35 | 25.15 | 38.69 | 54.00 | -15.31 | Vertical | | |
| 14472 | --- | | | | | 54.00 | | Vertical | | |
| 16884 | --- | | | | | 54.00 | | Vertical | | |
| 4824 | 24.13 | 31.79 | 5.34 | 24.07 | 37.19 | 54.00 | -16.81 | Horizontal | | |
| 7236 | 19.06 | 36.19 | 6.88 | 26.44 | 35.69 | 54.00 | -18.31 | Horizontal | | |
| 9648 | 17.06 | 38.07 | 8.96 | 25.36 | 38.73 | 54.00 | -15.27 | Horizontal | | |
| 12060 | 15.90 | 39.05 | 10.35 | 25.15 | 40.15 | 54.00 | -13.85 | Horizontal | | |
| 14472 | --- | | | | | 54.00 | | Horizontal | | |
| 16884 | --- | | | | | 54.00 | | Horizontal | | |

| Test mode: | | 802.11b | | Test channel: | | Middle | | Remark: | | Peak |
|-----------------|-------------------|-----------------------|-----------------|--------------------|----------------|---------------------|-----------------|--------------|--|------|
| Frequency (MHz) | Read Level (dBuV) | Antenna Factor (dB/m) | Cable Loss (dB) | Preamp Factor (dB) | Level (dBuV/m) | Limit Line (dBuV/m) | Over Limit (dB) | polarization | | |
| 4824 | 41.86 | 31.85 | 5.40 | 24.01 | 55.10 | 74.00 | -18.90 | Vertical | | |
| 7236 | 30.36 | 36.37 | 6.90 | 26.58 | 47.05 | 74.00 | -26.95 | Vertical | | |
| 9648 | 29.67 | 38.13 | 8.98 | 25.34 | 51.44 | 74.00 | -22.56 | Vertical | | |
| 12060 | 27.68 | 38.92 | 10.38 | 25.04 | 51.94 | 74.00 | -22.06 | Vertical | | |
| 14472 | --- | | | | | 74.00 | | Vertical | | |
| 16884 | --- | | | | | 74.00 | | Vertical | | |
| 4824 | 43.70 | 31.85 | 5.40 | 24.01 | 56.94 | 74.00 | -17.06 | Horizontal | | |
| 7236 | 32.29 | 36.37 | 6.90 | 26.58 | 48.98 | 74.00 | -25.02 | Horizontal | | |
| 9648 | 31.69 | 38.13 | 8.98 | 25.34 | 53.46 | 74.00 | -20.54 | Horizontal | | |
| 12060 | 29.79 | 38.92 | 10.38 | 25.04 | 54.05 | 74.00 | -19.95 | Horizontal | | |
| 14472 | --- | | | | | 74.00 | | Horizontal | | |
| 16884 | --- | | | | | 74.00 | | Horizontal | | |

Remark

"---" means that the emission level is too low to be measured

| Test mode: | | 802.11b | | Test channel: | | Middle | | Remark: | | Average |
|-----------------|-------------------|-----------------------|-----------------|--------------------|----------------|---------------------|-----------------|--------------|--|---------|
| Frequency (MHz) | Read Level (dBuV) | Antenna Factor (dB/m) | Cable Loss (dB) | Preamp Factor (dB) | Level (dBuV/m) | Limit Line (dBuV/m) | Over Limit (dB) | polarization | | |
| 4874 | 24.24 | 31.85 | 5.40 | 24.01 | 37.48 | 54.00 | -16.52 | Vertical | | |
| 7311 | 17.41 | 36.37 | 6.90 | 26.58 | 34.10 | 54.00 | -19.90 | Vertical | | |
| 9688 | 13.64 | 38.13 | 8.98 | 25.34 | 35.41 | 54.00 | -18.59 | Vertical | | |
| 12185 | 14.81 | 38.92 | 10.38 | 25.04 | 39.07 | 54.00 | -14.93 | Vertical | | |
| 14682 | --- | | | | | 54.00 | | Vertical | | |
| 17179 | --- | | | | | 54.00 | | Vertical | | |
| 4874 | 25.98 | 31.85 | 5.40 | 24.01 | 39.22 | 54.00 | -14.78 | Horizontal | | |
| 7311 | 19.19 | 36.37 | 6.90 | 26.58 | 35.88 | 54.00 | -18.12 | Horizontal | | |
| 9688 | 15.46 | 38.13 | 8.98 | 25.34 | 37.23 | 54.00 | -16.77 | Horizontal | | |
| 12185 | 16.67 | 38.92 | 10.38 | 25.04 | 40.93 | 54.00 | -13.07 | Horizontal | | |
| 14682 | --- | | | | | 54.00 | | Horizontal | | |
| 17179 | --- | | | | | 54.00 | | Horizontal | | |

| Test mode: | | 802.11b | | Test channel: | | Highest | | Remark: | | Peak |
|-----------------|-------------------|-----------------------|-----------------|--------------------|----------------|---------------------|-----------------|--------------|--|------|
| Frequency (MHz) | Read Level (dBuV) | Antenna Factor (dB/m) | Cable Loss (dB) | Preamp Factor (dB) | Level (dBuV/m) | Limit Line (dBuV/m) | Over Limit (dB) | polarization | | |
| 4924 | 39.67 | 31.89 | 5.46 | 23.96 | 53.06 | 74.00 | -20.94 | Vertical | | |
| 7386 | 31.91 | 36.49 | 6.93 | 26.79 | 48.54 | 74.00 | -25.46 | Vertical | | |
| 9848 | 28.88 | 38.24 | 9.05 | 25.30 | 50.87 | 74.00 | -23.13 | Vertical | | |
| 12310 | 27.40 | 38.83 | 10.41 | 24.90 | 51.74 | 74.00 | -22.26 | Vertical | | |
| 14772 | --- | | | | | 74.00 | | Vertical | | |
| 17234 | --- | | | | | 74.00 | | Vertical | | |
| 4924 | 41.41 | 31.89 | 5.46 | 23.96 | 54.80 | 74.00 | -19.20 | Horizontal | | |
| 7386 | 33.76 | 36.49 | 6.93 | 26.79 | 50.39 | 74.00 | -23.61 | Horizontal | | |
| 9848 | 30.84 | 38.24 | 9.05 | 25.30 | 52.83 | 74.00 | -21.17 | Horizontal | | |
| 12310 | 29.47 | 38.83 | 10.41 | 24.90 | 53.81 | 74.00 | -20.19 | Horizontal | | |
| 14772 | --- | | | | | 74.00 | | Horizontal | | |
| 17234 | --- | | | | | 74.00 | | Horizontal | | |

| Test mode: | | 802.11b | | Test channel: | | Highest | | Remark: | | Average |
|-----------------|-------------------|-----------------------|-----------------|--------------------|----------------|---------------------|-----------------|--------------|--|---------|
| Frequency (MHz) | Read Level (dBuV) | Antenna Factor (dB/m) | Cable Loss (dB) | Preamp Factor (dB) | Level (dBuV/m) | Limit Line (dBuV/m) | Over Limit (dB) | polarization | | |
| 4924 | 23.01 | 31.89 | 5.46 | 23.96 | 36.40 | 54.00 | -17.60 | Vertical | | |
| 7386 | 17.95 | 36.49 | 6.93 | 26.79 | 34.58 | 54.00 | -19.42 | Vertical | | |
| 9848 | 19.12 | 38.24 | 9.05 | 25.30 | 41.11 | 54.00 | -12.89 | Vertical | | |
| 12310 | 15.71 | 38.83 | 10.41 | 24.90 | 40.05 | 54.00 | -13.95 | Vertical | | |
| 14772 | --- | | | | | 54.00 | | Vertical | | |
| 17234 | --- | | | | | 54.00 | | Vertical | | |
| 4924 | 24.67 | 31.89 | 5.46 | 23.96 | 38.06 | 54.00 | -15.94 | Horizontal | | |
| 7386 | 19.64 | 36.49 | 6.93 | 26.79 | 36.27 | 54.00 | -17.73 | Horizontal | | |
| 9848 | 20.84 | 38.24 | 9.05 | 25.30 | 42.83 | 54.00 | -11.17 | Horizontal | | |
| 12310 | 17.46 | 38.83 | 10.41 | 24.90 | 41.80 | 54.00 | -12.20 | Horizontal | | |
| 14772 | --- | | | | | 54.00 | | Horizontal | | |
| 17234 | --- | | | | | 54.00 | | Horizontal | | |

Remark

"---" means that the emission level is too low to be measured

| Test mode: | | 802.11g | | Test channel: | | Lowest | | Remark: | | Peak |
|-----------------|-------------------|-----------------------|-----------------|--------------------|----------------|---------------------|-----------------|--------------|--|------|
| Frequency (MHz) | Read Level (dBuV) | Antenna Factor (dB/m) | Cable Loss (dB) | Preamp Factor (dB) | Level (dBuV/m) | Limit Line (dBuV/m) | Over Limit (dB) | polarization | | |
| 4824 | 37.63 | 31.79 | 5.34 | 24.07 | 50.69 | 74.00 | -23.31 | Vertical | | |
| 7236 | 33.32 | 36.19 | 6.88 | 26.44 | 49.95 | 74.00 | -24.05 | Vertical | | |
| 9648 | 29.86 | 38.07 | 8.96 | 25.36 | 51.53 | 74.00 | -22.47 | Vertical | | |
| 12060 | 28.55 | 39.05 | 10.35 | 25.15 | 52.80 | 74.00 | -21.20 | Vertical | | |
| 14472 | --- | | | | | 74.00 | | Vertical | | |
| 16884 | --- | | | | | 74.00 | | Vertical | | |
| 4824 | 37.74 | 31.79 | 5.34 | 24.07 | 50.80 | 74.00 | -23.20 | Horizontal | | |
| 7236 | 32.58 | 36.19 | 6.88 | 26.44 | 49.21 | 74.00 | -24.79 | Horizontal | | |
| 9648 | 31.06 | 38.07 | 8.96 | 25.36 | 52.73 | 74.00 | -21.27 | Horizontal | | |
| 12060 | 29.69 | 39.05 | 10.35 | 25.15 | 53.94 | 74.00 | -20.06 | Horizontal | | |
| 14472 | --- | | | | | 74.00 | | Horizontal | | |
| 16884 | --- | | | | | 74.00 | | Horizontal | | |

| Test mode: | | 802.11g | | Test channel: | | Lowest | | Remark: | | Average |
|-----------------|-------------------|-----------------------|-----------------|--------------------|----------------|---------------------|-----------------|--------------|--|---------|
| Frequency (MHz) | Read Level (dBuV) | Antenna Factor (dB/m) | Cable Loss (dB) | Preamp Factor (dB) | Level (dBuV/m) | Limit Line (dBuV/m) | Over Limit (dB) | polarization | | |
| 4824 | 24.33 | 31.79 | 5.34 | 24.07 | 37.39 | 54.00 | -16.61 | Vertical | | |
| 7236 | 20.59 | 36.19 | 6.88 | 26.44 | 37.22 | 54.00 | -16.78 | Vertical | | |
| 9648 | 16.18 | 38.07 | 8.96 | 25.36 | 37.85 | 54.00 | -16.15 | Vertical | | |
| 12060 | 15.12 | 39.05 | 10.35 | 25.15 | 39.37 | 54.00 | -14.63 | Vertical | | |
| 14472 | --- | | | | | 54.00 | | Vertical | | |
| 16884 | --- | | | | | 54.00 | | Vertical | | |
| 4824 | 25.64 | 31.79 | 5.34 | 24.07 | 38.70 | 54.00 | -15.30 | Horizontal | | |
| 7236 | 21.95 | 36.19 | 6.88 | 26.44 | 38.58 | 54.00 | -15.42 | Horizontal | | |
| 9648 | 17.59 | 38.07 | 8.96 | 25.36 | 39.26 | 54.00 | -14.74 | Horizontal | | |
| 12060 | 16.58 | 39.05 | 10.35 | 25.15 | 40.83 | 54.00 | -13.17 | Horizontal | | |
| 14472 | --- | | | | | 54.00 | | Horizontal | | |
| 16884 | --- | | | | | 54.00 | | Horizontal | | |

| Test mode: | | 802.11g | | Test channel: | | Middle | | Remark: | | Peak |
|-----------------|-------------------|-----------------------|-----------------|--------------------|----------------|---------------------|-----------------|--------------|--|------|
| Frequency (MHz) | Read Level (dBuV) | Antenna Factor (dB/m) | Cable Loss (dB) | Preamp Factor (dB) | Level (dBuV/m) | Limit Line (dBuV/m) | Over Limit (dB) | polarization | | |
| 4874 | 36.54 | 31.85 | 5.40 | 24.01 | 49.78 | 74.00 | -24.22 | Vertical | | |
| 7311 | 30.45 | 36.37 | 6.90 | 26.58 | 47.14 | 74.00 | -26.86 | Vertical | | |
| 9688 | 26.79 | 38.13 | 8.98 | 25.34 | 48.56 | 74.00 | -25.44 | Vertical | | |
| 12185 | 27.83 | 38.92 | 10.38 | 25.04 | 52.09 | 74.00 | -21.91 | Vertical | | |
| 14472 | --- | | | | | 74.00 | | Vertical | | |
| 16884 | --- | | | | | 74.00 | | Vertical | | |
| 4874 | 38.37 | 31.85 | 5.40 | 24.01 | 51.61 | 74.00 | -22.39 | Horizontal | | |
| 7311 | 31.68 | 36.37 | 6.90 | 26.58 | 48.37 | 74.00 | -25.63 | Horizontal | | |
| 9688 | 27.03 | 38.13 | 8.98 | 25.34 | 48.80 | 74.00 | -25.20 | Horizontal | | |
| 12185 | 28.08 | 38.92 | 10.38 | 25.04 | 52.34 | 74.00 | -21.66 | Horizontal | | |
| 14472 | --- | | | | | 74.00 | | Horizontal | | |
| 16884 | --- | | | | | 74.00 | | Horizontal | | |

Remark

"---" means that the emission level is too low to be measured

| Test mode: | | 802.11g | | Test channel: | | Middle | | Remark: | | Average |
|-----------------|-------------------|-----------------------|-----------------|--------------------|----------------|---------------------|-----------------|--------------|--|---------|
| Frequency (MHz) | Read Level (dBuV) | Antenna Factor (dB/m) | Cable Loss (dB) | Preamp Factor (dB) | Level (dBuV/m) | Limit Line (dBuV/m) | Over Limit (dB) | polarization | | |
| 4874 | 22.85 | 31.85 | 5.40 | 24.01 | 36.09 | 54.00 | -17.91 | Vertical | | |
| 7311 | 20.16 | 36.37 | 6.90 | 26.58 | 36.85 | 54.00 | -17.15 | Vertical | | |
| 9688 | 15.61 | 38.13 | 8.98 | 25.34 | 37.38 | 54.00 | -16.62 | Vertical | | |
| 12185 | 14.58 | 38.92 | 10.38 | 25.04 | 38.84 | 54.00 | -15.16 | Vertical | | |
| 14472 | --- | | | | | 54.00 | | Vertical | | |
| 16884 | --- | | | | | 54.00 | | Vertical | | |
| 4874 | 24.59 | 31.85 | 5.40 | 24.01 | 37.83 | 54.00 | -16.17 | Horizontal | | |
| 7311 | 21.94 | 36.37 | 6.90 | 26.58 | 38.63 | 54.00 | -15.37 | Horizontal | | |
| 9688 | 17.43 | 38.13 | 8.98 | 25.34 | 39.20 | 54.00 | -14.80 | Horizontal | | |
| 12185 | 16.44 | 38.92 | 10.38 | 25.04 | 40.70 | 54.00 | -13.30 | Horizontal | | |
| 14472 | --- | | | | | 54.00 | | Horizontal | | |
| 16884 | --- | | | | | 54.00 | | Horizontal | | |

| Test mode: | | 802.11g | | Test channel: | | Highest | | Remark: | | Peak |
|-----------------|-------------------|-----------------------|-----------------|--------------------|----------------|---------------------|-----------------|--------------|--|------|
| Frequency (MHz) | Read Level (dBuV) | Antenna Factor (dB/m) | Cable Loss (dB) | Preamp Factor (dB) | Level (dBuV/m) | Limit Line (dBuV/m) | Over Limit (dB) | polarization | | |
| 4924 | 37.12 | 31.89 | 5.46 | 23.96 | 50.51 | 74.00 | -23.49 | Vertical | | |
| 7386 | 33.47 | 36.49 | 6.93 | 26.79 | 50.10 | 74.00 | -23.90 | Vertical | | |
| 9848 | 30.84 | 38.24 | 9.05 | 25.30 | 52.83 | 74.00 | -21.17 | Vertical | | |
| 12310 | 28.27 | 38.83 | 10.41 | 24.90 | 52.61 | 74.00 | -21.39 | Vertical | | |
| 14772 | --- | | | | | 74.00 | | Vertical | | |
| 17234 | --- | | | | | 74.00 | | Vertical | | |
| 4924 | 39.54 | 31.89 | 5.46 | 23.96 | 52.93 | 74.00 | -21.07 | Horizontal | | |
| 7386 | 33.55 | 36.49 | 6.93 | 26.79 | 50.18 | 74.00 | -23.82 | Horizontal | | |
| 9848 | 30.84 | 38.24 | 9.05 | 25.30 | 52.83 | 74.00 | -21.17 | Horizontal | | |
| 12310 | 28.21 | 38.83 | 10.41 | 24.90 | 52.55 | 74.00 | -21.45 | Horizontal | | |
| 14772 | --- | | | | | 74.00 | | Horizontal | | |
| 17234 | --- | | | | | 74.00 | | Horizontal | | |

| Test mode: | | 802.11g | | Test channel: | | Highest | | Remark: | | Average |
|-----------------|-------------------|-----------------------|-----------------|--------------------|----------------|---------------------|-----------------|--------------|--|---------|
| Frequency (MHz) | Read Level (dBuV) | Antenna Factor (dB/m) | Cable Loss (dB) | Preamp Factor (dB) | Level (dBuV/m) | Limit Line (dBuV/m) | Over Limit (dB) | polarization | | |
| 4924 | 22.22 | 31.89 | 5.46 | 23.96 | 35.61 | 54.00 | -18.39 | Vertical | | |
| 7386 | 20.78 | 36.49 | 6.93 | 26.79 | 37.41 | 54.00 | -16.59 | Vertical | | |
| 9848 | 17.44 | 38.24 | 9.05 | 25.30 | 39.43 | 54.00 | -14.57 | Vertical | | |
| 12310 | 16.10 | 38.83 | 10.41 | 24.90 | 40.44 | 54.00 | -13.56 | Vertical | | |
| 14772 | --- | | | | | 54.00 | | Vertical | | |
| 17234 | --- | | | | | 54.00 | | Vertical | | |
| 4924 | 23.88 | 31.89 | 5.46 | 23.96 | 37.27 | 54.00 | -16.73 | Horizontal | | |
| 7386 | 22.47 | 36.49 | 6.93 | 26.79 | 39.10 | 54.00 | -14.90 | Horizontal | | |
| 9848 | 19.16 | 38.24 | 9.05 | 25.30 | 41.15 | 54.00 | -12.85 | Horizontal | | |
| 12310 | 17.85 | 38.83 | 10.41 | 24.90 | 42.19 | 54.00 | -11.81 | Horizontal | | |
| 14772 | --- | | | | | 54.00 | | Horizontal | | |
| 17234 | --- | | | | | 54.00 | | Horizontal | | |

Remark

"---" means that the emission level is too low to be measured

| Test mode: | | 802.11n(H20) | | Test channel: | | Lowest | | Remark: | | Peak |
|-----------------|-------------------|-----------------------|-----------------|--------------------|----------------|---------------------|-----------------|--------------|--|------|
| Frequency (MHz) | Read Level (dBuV) | Antenna Factor (dB/m) | Cable Loss (dB) | Preamp Factor (dB) | Level (dBuV/m) | Limit Line (dBuV/m) | Over Limit (dB) | polarization | | |
| 4824 | 35.40 | 31.79 | 5.34 | 24.07 | 48.46 | 74.00 | -25.54 | Vertical | | |
| 7236 | 31.62 | 36.19 | 6.88 | 26.44 | 48.25 | 74.00 | -25.75 | Vertical | | |
| 9648 | 30.13 | 38.07 | 8.96 | 25.36 | 51.80 | 74.00 | -22.20 | Vertical | | |
| 12060 | 28.79 | 39.05 | 10.35 | 25.15 | 53.04 | 74.00 | -20.96 | Vertical | | |
| 14472 | --- | | | | | 74.00 | | Vertical | | |
| 16884 | --- | | | | | 74.00 | | Vertical | | |
| 4824 | 36.71 | 31.79 | 5.34 | 24.07 | 49.77 | 74.00 | -24.23 | Horizontal | | |
| 7236 | 32.98 | 36.19 | 6.88 | 26.44 | 49.61 | 74.00 | -24.39 | Horizontal | | |
| 9648 | 31.54 | 38.07 | 8.96 | 25.36 | 53.21 | 74.00 | -20.79 | Horizontal | | |
| 12060 | 30.25 | 39.05 | 10.35 | 25.15 | 54.50 | 74.00 | -19.50 | Horizontal | | |
| 14472 | --- | | | | | 74.00 | | Horizontal | | |
| 16884 | --- | | | | | 74.00 | | Horizontal | | |

| Test mode: | | 802.11n(H20) | | Test channel: | | Lowest | | Remark: | | Average |
|-----------------|-------------------|-----------------------|-----------------|--------------------|----------------|---------------------|-----------------|--------------|--|---------|
| Frequency (MHz) | Read Level (dBuV) | Antenna Factor (dB/m) | Cable Loss (dB) | Preamp Factor (dB) | Level (dBuV/m) | Limit Line (dBuV/m) | Over Limit (dB) | polarization | | |
| 4824 | 24.26 | 31.79 | 5.34 | 24.07 | 37.32 | 54.00 | -16.68 | Vertical | | |
| 7236 | 22.82 | 36.19 | 6.88 | 26.44 | 39.45 | 54.00 | -14.55 | Vertical | | |
| 9648 | 18.67 | 38.07 | 8.96 | 25.36 | 40.34 | 54.00 | -13.66 | Vertical | | |
| 12060 | 16.13 | 39.05 | 10.35 | 25.15 | 40.38 | 54.00 | -13.62 | Vertical | | |
| 14472 | --- | | | | | 54.00 | | Vertical | | |
| 16884 | --- | | | | | 54.00 | | Vertical | | |
| 4824 | 25.57 | 31.79 | 5.34 | 24.07 | 38.63 | 54.00 | -15.37 | Horizontal | | |
| 7236 | 24.18 | 36.19 | 6.88 | 26.44 | 40.81 | 54.00 | -13.19 | Horizontal | | |
| 9648 | 20.08 | 38.07 | 8.96 | 25.36 | 41.75 | 54.00 | -12.25 | Horizontal | | |
| 12060 | 17.59 | 39.05 | 10.35 | 25.15 | 41.84 | 54.00 | -12.16 | Horizontal | | |
| 14472 | --- | | | | | 54.00 | | Horizontal | | |
| 16884 | --- | | | | | 54.00 | | Horizontal | | |

| Test mode: | | 802.11n(H20) | | Test channel: | | Middle | | Remark: | | Peak |
|-----------------|-------------------|-----------------------|-----------------|--------------------|----------------|---------------------|-----------------|--------------|--|------|
| Frequency (MHz) | Read Level (dBuV) | Antenna Factor (dB/m) | Cable Loss (dB) | Preamp Factor (dB) | Level (dBuV/m) | Limit Line (dBuV/m) | Over Limit (dB) | polarization | | |
| 4874 | 35.68 | 31.85 | 5.40 | 24.01 | 48.92 | 74.00 | -25.08 | Vertical | | |
| 7311 | 30.06 | 36.37 | 6.90 | 26.58 | 46.75 | 74.00 | -27.25 | Vertical | | |
| 9688 | 26.02 | 38.13 | 8.98 | 25.34 | 47.79 | 74.00 | -26.21 | Vertical | | |
| 12185 | 26.11 | 38.92 | 10.38 | 25.04 | 50.37 | 74.00 | -23.63 | Vertical | | |
| 14472 | --- | | | | | 74.00 | | Vertical | | |
| 16884 | --- | | | | | 74.00 | | Vertical | | |
| 4874 | 37.42 | 31.85 | 5.40 | 24.01 | 50.66 | 74.00 | -23.34 | Horizontal | | |
| 7311 | 31.84 | 36.37 | 6.90 | 26.58 | 48.53 | 74.00 | -25.47 | Horizontal | | |
| 9688 | 27.84 | 38.13 | 8.98 | 25.34 | 49.61 | 74.00 | -24.39 | Horizontal | | |
| 12185 | 27.97 | 38.92 | 10.38 | 25.04 | 52.23 | 74.00 | -21.77 | Horizontal | | |
| 14472 | --- | | | | | 74.00 | | Horizontal | | |
| 16884 | --- | | | | | 74.00 | | Horizontal | | |

Remark

"---" means that the emission level is too low to be measured

| Test mode: | | 802.11n(H20) | | Test channel: | | Middle | | Remark: | | Average |
|-----------------|-------------------|-----------------------|-----------------|--------------------|----------------|---------------------|-----------------|--------------|--|---------|
| Frequency (MHz) | Read Level (dBuV) | Antenna Factor (dB/m) | Cable Loss (dB) | Preamp Factor (dB) | Level (dBuV/m) | Limit Line (dBuV/m) | Over Limit (dB) | polarization | | |
| 4874 | 23.15 | 31.85 | 5.40 | 24.01 | 36.39 | 54.00 | -17.61 | Vertical | | |
| 7311 | 21.94 | 36.37 | 6.90 | 26.58 | 38.63 | 54.00 | -15.37 | Vertical | | |
| 9688 | 17.87 | 38.13 | 8.98 | 25.34 | 39.64 | 54.00 | -14.36 | Vertical | | |
| 12185 | 16.09 | 38.92 | 10.38 | 25.04 | 40.35 | 54.00 | -13.65 | Vertical | | |
| 14472 | --- | | | | | 54.00 | | Vertical | | |
| 16884 | --- | | | | | 54.00 | | Vertical | | |
| 4874 | 24.89 | 31.85 | 5.40 | 24.01 | 38.13 | 54.00 | -15.87 | Horizontal | | |
| 7311 | 23.72 | 36.37 | 6.90 | 26.58 | 40.41 | 54.00 | -13.59 | Horizontal | | |
| 9688 | 19.69 | 38.13 | 8.98 | 25.34 | 41.46 | 54.00 | -12.54 | Horizontal | | |
| 12185 | 17.95 | 38.92 | 10.38 | 25.04 | 42.21 | 54.00 | -11.79 | Horizontal | | |
| 14472 | --- | | | | | 54.00 | | Horizontal | | |
| 16884 | --- | | | | | 54.00 | | Horizontal | | |

| Test mode: | | 802.11n(H20) | | Test channel: | | Highest | | Remark: | | Peak |
|-----------------|-------------------|-----------------------|-----------------|--------------------|----------------|---------------------|-----------------|--------------|--|------|
| Frequency (MHz) | Read Level (dBuV) | Antenna Factor (dB/m) | Cable Loss (dB) | Preamp Factor (dB) | Level (dBuV/m) | Limit Line (dBuV/m) | Over Limit (dB) | polarization | | |
| 4924 | 35.25 | 31.89 | 5.46 | 23.96 | 48.64 | 74.00 | -25.36 | Vertical | | |
| 7386 | 31.77 | 36.49 | 6.93 | 26.79 | 48.40 | 74.00 | -25.60 | Vertical | | |
| 9848 | 29.12 | 38.24 | 9.05 | 25.30 | 51.11 | 74.00 | -22.89 | Vertical | | |
| 12310 | 26.61 | 38.83 | 10.41 | 24.90 | 50.95 | 74.00 | -23.05 | Vertical | | |
| 14772 | --- | | | | | 74.00 | | Vertical | | |
| 17234 | --- | | | | | 74.00 | | Vertical | | |
| 4924 | 36.91 | 31.89 | 5.46 | 23.96 | 50.30 | 74.00 | -23.70 | Horizontal | | |
| 7386 | 33.46 | 36.49 | 6.93 | 26.79 | 50.09 | 74.00 | -23.91 | Horizontal | | |
| 9848 | 30.84 | 38.24 | 9.05 | 25.30 | 52.83 | 74.00 | -21.17 | Horizontal | | |
| 12310 | 28.36 | 38.83 | 10.41 | 24.90 | 52.70 | 74.00 | -21.30 | Horizontal | | |
| 14772 | --- | | | | | 74.00 | | Horizontal | | |
| 17234 | --- | | | | | 74.00 | | Horizontal | | |

| Test mode: | | 802.11n(H20) | | Test channel: | | Highest | | Remark: | | Average |
|-----------------|-------------------|-----------------------|-----------------|--------------------|----------------|---------------------|-----------------|--------------|--|---------|
| Frequency (MHz) | Read Level (dBuV) | Antenna Factor (dB/m) | Cable Loss (dB) | Preamp Factor (dB) | Level (dBuV/m) | Limit Line (dBuV/m) | Over Limit (dB) | polarization | | |
| 4924 | 23.29 | 31.89 | 5.46 | 23.96 | 36.68 | 54.00 | -17.32 | Vertical | | |
| 7386 | 20.89 | 36.49 | 6.93 | 26.79 | 37.52 | 54.00 | -16.48 | Vertical | | |
| 9848 | 17.86 | 38.24 | 9.05 | 25.30 | 39.85 | 74.00 | -34.15 | Vertical | | |
| 12310 | 16.84 | 38.83 | 10.41 | 24.90 | 41.18 | 54.00 | -12.82 | Vertical | | |
| 14772 | --- | | | | | 54.00 | | Vertical | | |
| 17234 | --- | | | | | 54.00 | | Vertical | | |
| 4924 | 24.95 | 31.89 | 5.46 | 23.96 | 38.34 | 54.00 | -15.66 | Horizontal | | |
| 7386 | 22.58 | 36.49 | 6.93 | 26.79 | 39.21 | 54.00 | -14.79 | Horizontal | | |
| 9848 | 19.58 | 38.24 | 9.05 | 25.30 | 41.57 | 54.00 | -12.43 | Horizontal | | |
| 12310 | 18.59 | 38.83 | 10.41 | 24.90 | 42.93 | 54.00 | -11.07 | Horizontal | | |
| 14772 | --- | | | | | 54.00 | | Horizontal | | |
| 17234 | --- | | | | | 54.00 | | Horizontal | | |

Remark

"---" means that the emission level is too low to be measured

| Test mode: | | 802.11n(H40) | | Test channel: | | Lowest | | Remark: | | Peak |
|-----------------|-------------------|-----------------------|-----------------|--------------------|----------------|---------------------|-----------------|--------------|--|------|
| Frequency (MHz) | Read Level (dBuV) | Antenna Factor (dB/m) | Cable Loss (dB) | Preamp Factor (dB) | Level (dBuV/m) | Limit Line (dBuV/m) | Over Limit (dB) | polarization | | |
| 4844 | 37.23 | 31.82 | 5.36 | 24.05 | 50.36 | 74.00 | -23.64 | Vertical | | |
| 7266 | 32.48 | 36.28 | 6.89 | 26.51 | 49.14 | 74.00 | -24.86 | Vertical | | |
| 9688 | 29.17 | 38.05 | 8.78 | 25.21 | 50.79 | 74.00 | -23.21 | Vertical | | |
| 12110 | 27.29 | 38.98 | 10.37 | 25.11 | 51.53 | 74.00 | -22.47 | Vertical | | |
| 14532 | --- | | | | | 74.00 | | Vertical | | |
| 16954 | --- | | | | | 74.00 | | Vertical | | |
| 4844 | 38.54 | 31.82 | 5.36 | 24.05 | 51.67 | 74.00 | -22.33 | Horizontal | | |
| 7266 | 33.84 | 36.28 | 6.89 | 26.51 | 50.50 | 74.00 | -23.50 | Horizontal | | |
| 9688 | 30.58 | 38.05 | 8.78 | 25.21 | 52.20 | 74.00 | -21.80 | Horizontal | | |
| 12110 | 28.75 | 38.98 | 10.37 | 25.11 | 52.99 | 74.00 | -21.01 | Horizontal | | |
| 14532 | --- | | | | | 74.00 | | Horizontal | | |
| 16954 | --- | | | | | 74.00 | | Horizontal | | |

| Test mode: | | 802.11n(H40) | | Test channel: | | Lowest | | Remark: | | Average |
|-----------------|-------------------|-----------------------|-----------------|--------------------|----------------|---------------------|-----------------|--------------|--|---------|
| Frequency (MHz) | Read Level (dBuV) | Antenna Factor (dB/m) | Cable Loss (dB) | Preamp Factor (dB) | Level (dBuV/m) | Limit Line (dBuV/m) | Over Limit (dB) | polarization | | |
| 4844 | 24.12 | 31.82 | 5.36 | 24.05 | 37.25 | 54.00 | -16.75 | Vertical | | |
| 7266 | 21.66 | 36.28 | 6.89 | 26.51 | 38.32 | 54.00 | -15.68 | Vertical | | |
| 9688 | 18.73 | 38.05 | 8.78 | 25.21 | 40.35 | 54.00 | -13.65 | Vertical | | |
| 12110 | 17.97 | 38.98 | 10.37 | 25.11 | 42.21 | 54.00 | -11.79 | Vertical | | |
| 14532 | --- | | | | | 54.00 | | Vertical | | |
| 16954 | --- | | | | | 54.00 | | Vertical | | |
| 4844 | 25.43 | 31.82 | 5.36 | 24.05 | 38.56 | 54.00 | -15.44 | Horizontal | | |
| 7266 | 23.02 | 36.28 | 6.89 | 26.51 | 39.68 | 54.00 | -14.32 | Horizontal | | |
| 9688 | 20.14 | 38.05 | 8.78 | 25.21 | 41.76 | 54.00 | -12.24 | Horizontal | | |
| 12110 | 19.43 | 38.98 | 10.37 | 25.11 | 43.67 | 54.00 | -10.33 | Horizontal | | |
| 14532 | --- | | | | | 54.00 | | Horizontal | | |
| 16954 | --- | | | | | 54.00 | | Horizontal | | |

| Test mode: | | 802.11n(H40) | | Test channel: | | Middle | | Remark: | | Peak |
|-----------------|-------------------|-----------------------|-----------------|--------------------|----------------|---------------------|-----------------|--------------|--|------|
| Frequency (MHz) | Read Level (dBuV) | Antenna Factor (dB/m) | Cable Loss (dB) | Preamp Factor (dB) | Level (dBuV/m) | Limit Line (dBuV/m) | Over Limit (dB) | polarization | | |
| 4874 | 35.85 | 31.85 | 5.40 | 24.01 | 49.09 | 74.00 | -24.91 | Vertical | | |
| 7311 | 30.80 | 36.37 | 6.90 | 26.58 | 47.49 | 74.00 | -26.51 | Vertical | | |
| 9748 | 29.69 | 38.13 | 8.98 | 25.34 | 51.46 | 74.00 | -22.54 | Vertical | | |
| 12185 | 28.66 | 38.92 | 10.38 | 25.04 | 52.92 | 74.00 | -21.08 | Vertical | | |
| 14622 | --- | | | | | 74.00 | | Vertical | | |
| 17059 | --- | | | | | 74.00 | | Vertical | | |
| 4874 | 37.59 | 31.85 | 5.40 | 24.01 | 50.83 | 74.00 | -23.17 | Horizontal | | |
| 7311 | 32.58 | 36.37 | 6.90 | 26.58 | 49.27 | 74.00 | -24.73 | Horizontal | | |
| 9748 | 31.51 | 38.13 | 8.98 | 25.34 | 53.28 | 74.00 | -20.72 | Horizontal | | |
| 12185 | 30.52 | 38.92 | 10.38 | 25.04 | 54.78 | 74.00 | -19.22 | Horizontal | | |
| 14622 | --- | | | | | 74.00 | | Horizontal | | |
| 17059 | --- | | | | | 74.00 | | Horizontal | | |

Remark

"---" means that the emission level is too low to be measured

| Test mode: | | 802.11n(H40) | | Test channel: | | Middle | | Remark: | | Average | |
|-----------------|-------------------|-----------------------|-----------------|--------------------|----------------|---------------------|-----------------|--------------|--|---------|--|
| Frequency (MHz) | Read Level (dBuV) | Antenna Factor (dB/m) | Cable Loss (dB) | Preamp Factor (dB) | Level (dBuV/m) | Limit Line (dBuV/m) | Over Limit (dB) | polarization | | | |
| 4874 | 24.34 | 31.85 | 5.40 | 24.01 | 37.58 | 54.00 | -16.42 | Vertical | | | |
| 7311 | 20.26 | 36.37 | 6.90 | 26.58 | 36.95 | 54.00 | -17.05 | Vertical | | | |
| 9688 | 17.32 | 38.13 | 8.98 | 25.34 | 39.09 | 54.00 | -14.91 | Vertical | | | |
| 12185 | 16.56 | 38.92 | 10.38 | 25.04 | 40.82 | 54.00 | -13.18 | Vertical | | | |
| 14622 | --- | | | | | 54.00 | | Vertical | | | |
| 17059 | --- | | | | | 54.00 | | Vertical | | | |
| 4874 | 26.08 | 31.85 | 5.40 | 24.01 | 39.32 | 54.00 | -14.68 | Horizontal | | | |
| 7311 | 22.04 | 36.37 | 6.90 | 26.58 | 38.73 | 54.00 | -15.27 | Horizontal | | | |
| 9748 | 19.14 | 38.13 | 8.98 | 25.34 | 40.91 | 54.00 | -13.09 | Horizontal | | | |
| 12185 | 18.42 | 38.92 | 10.38 | 25.04 | 42.68 | 54.00 | -11.32 | Horizontal | | | |
| 14622 | --- | | | | | 54.00 | | Horizontal | | | |
| 17059 | --- | | | | | 54.00 | | Horizontal | | | |

| Test mode: | | 802.11n(H40) | | Test channel: | | Highest | | Remark: | | Peak | |
|-----------------|-------------------|-----------------------|-----------------|--------------------|----------------|---------------------|-----------------|--------------|--|------|--|
| Frequency (MHz) | Read Level (dBuV) | Antenna Factor (dB/m) | Cable Loss (dB) | Preamp Factor (dB) | Level (dBuV/m) | Limit Line (dBuV/m) | Over Limit (dB) | polarization | | | |
| 4904 | 37.91 | 31.88 | 5.42 | 23.97 | 51.24 | 74.00 | -22.76 | Vertical | | | |
| 7356 | 33.79 | 36.45 | 6.92 | 26.70 | 50.46 | 74.00 | -23.54 | Vertical | | | |
| 9748 | 29.74 | 38.27 | 9.00 | 25.30 | 51.71 | 74.00 | -22.29 | Vertical | | | |
| 12180 | 28.74 | 38.86 | 10.40 | 24.97 | 53.03 | 74.00 | -20.97 | Vertical | | | |
| 14602 | --- | | | | | 74.00 | | Vertical | | | |
| 17024 | --- | | | | | 74.00 | | Vertical | | | |
| 4904 | 39.57 | 31.88 | 5.42 | 23.97 | 52.90 | 74.00 | -21.10 | Horizontal | | | |
| 7356 | 35.48 | 36.45 | 6.92 | 26.70 | 52.15 | 74.00 | -21.85 | Horizontal | | | |
| 9808 | 31.46 | 38.27 | 9.00 | 25.30 | 53.43 | 74.00 | -20.57 | Horizontal | | | |
| 12260 | 30.49 | 38.86 | 10.40 | 24.97 | 54.78 | 74.00 | -19.22 | Horizontal | | | |
| 14602 | --- | | | | | 74.00 | | Horizontal | | | |
| 17024 | --- | | | | | 74.00 | | Horizontal | | | |

| Test mode: | | 802.11n(H40) | | Test channel: | | Highest | | Remark: | | Average | |
|-----------------|-------------------|-----------------------|-----------------|--------------------|----------------|---------------------|-----------------|--------------|--|---------|--|
| Frequency (MHz) | Read Level (dBuV) | Antenna Factor (dB/m) | Cable Loss (dB) | Preamp Factor (dB) | Level (dBuV/m) | Limit Line (dBuV/m) | Over Limit (dB) | polarization | | | |
| 4904 | 25.15 | 31.88 | 5.42 | 23.97 | 38.48 | 54.00 | -15.52 | Vertical | | | |
| 7356 | 22.44 | 36.45 | 6.92 | 26.70 | 39.11 | 54.00 | -14.89 | Vertical | | | |
| 9748 | 18.44 | 38.27 | 9.00 | 25.30 | 40.41 | 54.00 | -13.59 | Vertical | | | |
| 12260 | 17.83 | 38.86 | 10.40 | 24.97 | 42.12 | 54.00 | -11.88 | Vertical | | | |
| 14602 | --- | | | | | 54.00 | | Vertical | | | |
| 17024 | --- | | | | | 54.00 | | Vertical | | | |
| 4904 | 26.81 | 31.88 | 5.42 | 23.97 | 40.14 | 54.00 | -13.86 | Horizontal | | | |
| 7356 | 24.13 | 36.45 | 6.92 | 26.70 | 40.80 | 54.00 | -13.20 | Horizontal | | | |
| 9748 | 20.16 | 38.27 | 9.00 | 25.30 | 42.13 | 54.00 | -11.87 | Horizontal | | | |
| 12260 | 19.58 | 38.86 | 10.40 | 24.97 | 43.87 | 54.00 | -10.13 | Horizontal | | | |
| 14602 | --- | | | | | 54.00 | | Horizontal | | | |
| 17024 | --- | | | | | 54.00 | | Horizontal | | | |

Remark

"---" means that the emission level is too low to be measured