


**Photograph 1**

**Spurious emission measurements test setup view with loop antenna,  
performed in anechoic chamber in 9 kHz – 30 MHz range**




**Photograph 2**

**20 dB bandwidth, field strength of fundamental, harmonics emission measurements test setup view with log periodic antenna, performed at OATS in 200 – 1000 MHz range**




**Photograph 3**

**Spurious emission measurements test setup view with double ridged guide antenna,  
performed in anechoic chamber in 1 – 5 GHz range**



**Photograph 4**


**Unintentional radiated emission measurements test setup view with biconical antenna, performed in anechoic chamber in 30 – 200 MHz range**





**Photograph 5**

**Unintentional radiated emission measurements test setup view with log periodic antenna,  
performed in anechoic chamber in 200 – 1000 MHz range**



Photograph 6

EUT view

