

1. TEST SETUP PHOTOGRAPHS

1.1. Photo of Radiated Emissions Measurement




Fig.1




Fig.2




Fig.3




Fig.4



Fig.5




Fig.6

1.2. Photo of Line Conducted Emissions Measurement




Fig.1



Fig.2