




WCS RACK
Top to bottom

- 3 DARS Band reject filters
- Power amplifier shelf, (1 PA installed, others removed to show detail inside the shelf, behind the PA's)
- 4 WCS Radios
- Power Supply circuit breakers
- Ethernet Hub
- -48VDC supply




Power Amp Shelf;
Left is PA #1, Right is PA controller.

2PA #2 and #3 removed to show some detail in the back of the shelf where the PA's plug into the shelf




Rear view of one of the DARS band reject filters.



Rear view of the Power amplifier "shelf"



Rear view of
the 4 WCS
radios



Rear view of
the networking
equipment and
the power
supply.