

Wireless Keypad For Notebooks User's Manual



Version: 1.0 2007/11

ID NO: PAKL-131W7001-00

Federal Communications Commission (FCC) Statement

15.21

You are cautioned that changes or modifications not expressly approved by the part responsible for compliance could void the user's authority to operate the equipment.

15.105(b)

This equipment has been tested and found to comply with the limits for a Class B digital device, pursuant to part 15 of the FCC rules. These limits are designed to provide reasonable protection against harmful interference in a residential installation. This equipment generates, uses and can radiate radio frequency energy and, if not installed and used in accordance with the instructions, may cause harmful interference to radio communications. However, there is no guarantee that interference will not occur in a particular

installation. If this equipment does cause harmful interference to radio or television reception, which can be determined by turning the equipment off and on, the user is encouraged to try to correct the interference by one or more of the following measures:

- Reorient or relocate the receiving antenna.
- Increase the separation between the equipment and receiver.
 - Connect the equipment into an outlet on a circuit different from that to which the receiver is connected.
- Consult the dealer or an experienced radio/TV technician for help.

Operation is subject to the following two conditions:

- 1) this device may not cause interference and

2) this device must accept any interference, including interference that may cause undesired operation of the device.

FCC RF Radiation Exposure Statement:

This equipment complies with FCC radiation exposure limits set forth for an uncontrolled environment. End users must follow the specific operating instructions for satisfying RF exposure compliance. This transmitter must not be co-located or operating in conjunction with any other antenna or transmitter.

Introduction

Congratulations on your purchase of the **Wireless Keypad**. This new wireless keypad combines Excel, Calculator and WWW hotkeys. It makes the calculation process more easily and more convenient.

System Requirements

- Microsoft® Windows® 2000/XP/Vista and Microsoft Office
- One USB v. 1.1 or 2.0 Compliant Port

Installation

Windows 2000/XP /Vista Operating System

1. Plug the USB receiver connector to your PC.
2. The Found New Hardware Wizard appears and the OS will install the driver automatically. No other steps are necessary.

You are now ready to begin using your wireless keypad

Using the Wireless Keypad



Turning the keypad Off and On



Just take out the receiver, the keypad will turn on. To turn it off, just stow the receiver into storage. We design this function to save the power.

ID setting

Plug the receiver into your notebook's USB port and press the ID button at the back of the keypad, then the ID setting is accomplished.

• Description of the function keys

Key Functions	Definition
	Open the Excel application
	Open the Calculator application

	Starts the default Web browser and goes to the home page
	Switch keypad Num lock On/Off

Special Function:

This new keypad has no synchronized problem; users can use the keypad and inputting characters from a notebook at the same time. Especially, it doesn't need any drivers and fully support Plug & Play.

No matter the Host's Num Lock function status, users can choose the Num Key or direction key on the keypad. When users press the keypad's Num Lock key once, it can change the keypad's Num Lock status. Users can know the Num Lock status on the screen and don't need to care the keypad's Num Lock status. It makes the method of operation easily.

Specification of WKP-3270

Operation Force	60±15gm
Weight	130gm
Total Travel	2.2 mm
Operation Frequency	27 MHz/ 1 communication channel/256 security ID codes/ 1M distance
Battery type	1 * AA Nickel-Metal Hydride battery
Dimension: LxWxH	145x90x25mm
Receiver Connector	USB
Power consumption	TX Working mode: 6mA max Suspend mode: <100 uA RX Working mode: 16mA max Suspend mode: <500uA
Switch Life	3 million cycles
Keycaps type	Low profile
Agency Approvals	FCC, CE