



3.3. PHOTOGRAPH FOR RF EMISSION MEASUREMENTS

Please refer to the attached photos.

3.3.1. TEST SETUP FOR AC POWER LINE CONDUCTED EMISSIONS MEASUREMENTS

Tests were performed in the screen room



ULTRATECH GROUP OF LABS

33-4181 Sladeview Crescent, Mississauga, Ontario, Canada L5L 5R2
Tel. #: 905-569-2550, Fax. #: 905-569-2480, Email: yhk.ultratech@sympatico.ca, Web-site: <http://www.ultratech-labs.com>



File #: TEK-141FTX
Sep. 08, 1998

- Accredited by ITI (UK) Competent Body, NVLAP (USA) Accreditation Body & ACA/AUSTEL (Australia)
- Recognized/Listed by FCC (USA), Industry Canada (Canada)
- All test results contained in this engineering test report are traceable to National Institute of Standards and Technology (NIST)

3.3.2. TEST SETUP FOR RADIATED EMISSIONS MEASUREMENTS

Tests were performed at the Open Field test Site located in Oakville, Ontario, Canada

Test Configuration #1: Centurian Dipole, Model No.: CAF28832, Freq. Range: 2.4-2.5 GHz, Antenna Gain: 0 dBd.





ULTRATECH GROUP OF LABS

33-4181 Sladeview Crescent, Mississauga, Ontario, Canada L5L 5R2
Tel. #: 905-569-2550, Fax. #: 905-569-2480, Email: yhk.ultratech@sympatico.ca, Web-site: <http://www.ultratech-labs.com>

File #: TEK-141FTX
Sep. 08, 1998

- Accredited by ITI (UK) Competent Body, NVLAP (USA) Accreditation Body & ACA/AUSTEL (Australia)
- Recognized/Listed by FCC (USA), Industry Canada (Canada)
- All test results contained in this engineering test report are traceable to National Institute of Standards and Technology (NIST)

Test Configuration #2: Cushcraft/Signals Omnidirectional Antenna, Model No.: S2403B, Freq. Range: 2.4-2.5 GHz,
Antenna Gain: 3 dBd





ULTRATECH GROUP OF LABS

33-4181 Sladeview Crescent, Mississauga, Ontario, Canada L5L 5R2
Tel. #: 905-569-2550, Fax. #: 905-569-2480, Email: yhk.ultratech@sympatico.ca, Web-site: <http://www.ultratech-labs.com>

File #: TEK-141FTX
Sep. 08, 1998

- Accredited by ITI (UK) Competent Body, NVLAP (USA) Accreditation Body & ACA/AUSTEL (Australia)
- Recognized/Listed by FCC (USA), Industry Canada (Canada)
- All test results contained in this engineering test report are traceable to National Institute of Standards and Technology (NIST)

Test Configuration #3: Larsen Collinear G/P Antenna, Model FB2400, Freq. Range: 2.4-2.485 GHz,,
Antenna Gain: 5 dBi.





ULTRATECH GROUP OF LABS

33-4181 Sladeview Crescent, Mississauga, Ontario, Canada L5L 5R2
Tel. #: 905-569-2550, Fax. #: 905-569-2460, Email: yhk.ultratech@sympatico.ca, Web-site: <http://www.ultratech-labs.com>

File #: TEK-141FTX
Sep. 08, 1998

- Accredited by ITI (UK) Competent Body, NVLAP (USA) Accreditation Body & ACA/AUSTEL (Australia)
- Recognized/Listed by FCC (USA), Industry Canada (Canada)
- All test results contained in this engineering test report are traceable to National Institute of Standards and Technology (NIST)

Test Configuration #4: Cushcraft/Signals DirectLink Wall Mount Antenna, Model No.: S2307MP10SMF,
Freq. Range: 2.3-2.5 GHz, Antenna Gain: 7.5 dBi



ULTRATECH GROUP OF LABS

33-4181 Sladeview Crescent, Mississauga, Ontario, Canada L5L 5R2
Tel. #: 905-569-2550, Fax. #: 905-569-2480, Email: yhk.ultratech@sympatico.ca, Web-site: <http://www.ultratech-labs.com>

File #: TEK-141FTX
Sep. 08, 1998

- Accredited by ITI (UK) Competent Body, NVLAP (USA) Accreditation Body & ACA/AUSTEL (Australia)
- Recognized/Listed by FCC (USA), Industry Canada (Canada)
- All test results contained in this engineering test report are traceable to National Institute of Standards and Technology (NIST)