



Appendix N: Test Photographs



Photograph 2: Radiated Testing – 8.5 dBi Patch Front View




Photograph 3: Radiated Testing – 8.5 dBi Patch Rear View




Photograph 4: Radiated Testing – 12 dBi Collinear Omni Front View



Photograph 5: Radiated Testing – 12 dBi Collinear Omni Rear View



Photograph 6: Radiated Testing – 14 dBi YAGI Front View



Photograph 7: Radiated Testing – 14 dBi YAGI Rear View



Photograph 8: Radiated Testing – 28 dBi Gabriel Dish Front View



Photograph 9: Radiated Testing – 28 dBi Gabriel Dish Rear View



Photograph 10: Radiated Testing – 12 dBi Pacific Collinear Omni Front View



Photograph 11: Radiated Testing – 12 dBi Pacific Collinear Omni Rear View




Photograph 12: Radiated Testing – 10 dBi MaxRad Omni Front View




Photograph 13: Radiated Testing – 10 dBi MaxRad Omni Rear View



Photograph 14: Radiated Testing – 10 dBi MaxRad Panel Front View



Photograph 15: Radiated Testing – 10 dBi MaxRad Panel Rear View



Photograph 16: Radiated Testing – 6 dBi Radial Omni Front View



Photograph 17: Radiated Testing – 6 dBi Radial Omni Rear View



Photograph 18: Conducted Line Emissions Testing; AC Powered - Front View




Photograph 19: Conducted Line Emissions Testing; AC Powered - Rear View



Photograph 20: Conducted Line Emissions Testing; Powered over Ethernet - Front View



Photograph 21: Conducted Line Emissions Testing; Powered over Ethernet - Rear View



Photograph 22: Conducted Antenna Port Testing