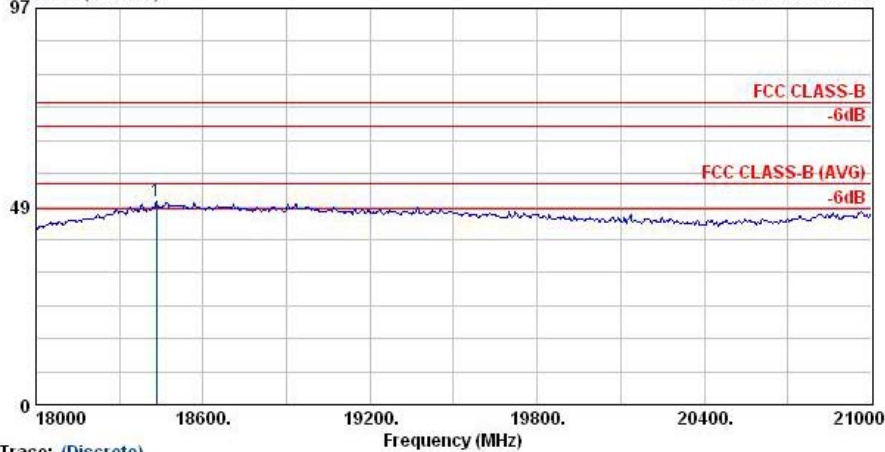




Data: 19 File: D:\Project\2007Q1\152815C\WLAN\11g Tx_Ch06.EMI (20) Date: 2006-12-07

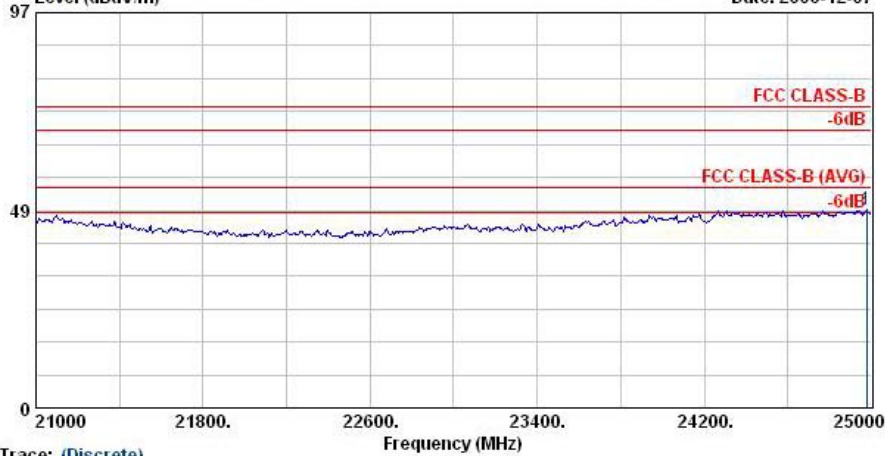


Trace: (Discrete)

Site : 03CH06-HY
 Condition : SHF-EHF HORN VERTICAL
 EUT : PDA with GPRS/EDGE+WLAN 11g+BT
 Power : 120Vac/60Hz
 Model : FR 710210
 Memo : 11g Tx_Ch06; 2437MHz
 Plane : E2
 Data Rate : 6

	Freq	Level	Over Limit	Limit Line	Read Level	Antenna Factor	Cable Loss	Preamp Factor	Ant Pos	Table Pos	Remark
	MHz	dBuV/m	dB	dBuV/m	dBuV	dB/m	dB	dB	cm	deg	
1 @	18432.00	49.69	-24.31	74.00	45.60	21.19	18.87	35.97	---	---	Peak

Data: 20 File: D:\Project\2007Q1\152815C\WLAN\11g Tx_Ch06.EMI (20) Date: 2006-12-07



Trace: (Discrete)

Site : 03CH06-HY
 Condition : SHF-EHF HORN VERTICAL
 EUT : PDA with GPRS/EDGE+WLAN 11g+BT
 Power : 120Vac/60Hz
 Model : FR 710210
 Memo : 11g Tx_Ch06; 2437MHz
 Plane : E2
 Data Rate : 6

	Freq	Level	Over Limit	Limit Line	Read Level	Antenna Factor	Cable Loss	Preamp Factor	Ant Pos	Table Pos	Remark
	MHz	dBuV/m	dB	dBuV/m	dBuV	dB/m	dB	dB	cm	deg	
1 @	24976.00	48.54	-25.46	74.00	46.67	21.79	18.58	38.51	---	---	Peak

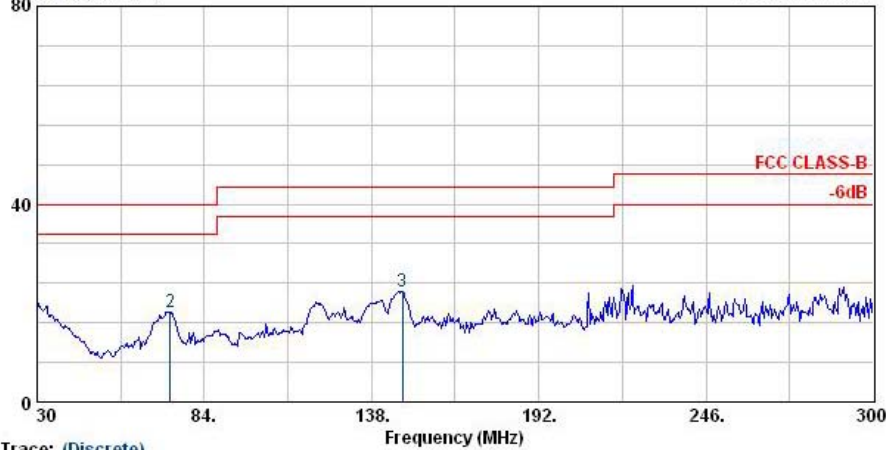
Remark: There is no more obvious spurious emission except the listings above.



- Test Mode : Mode 6
- Polarization : Horizontal

The test that passed at minimum margin was marked by the frame in the following table.

Data: 1 File: D:\Project\2007Q1\亞旭\710208\52815C\WLAN\11g Tx_Ch11.EMI (18) Date: 2006-12-07

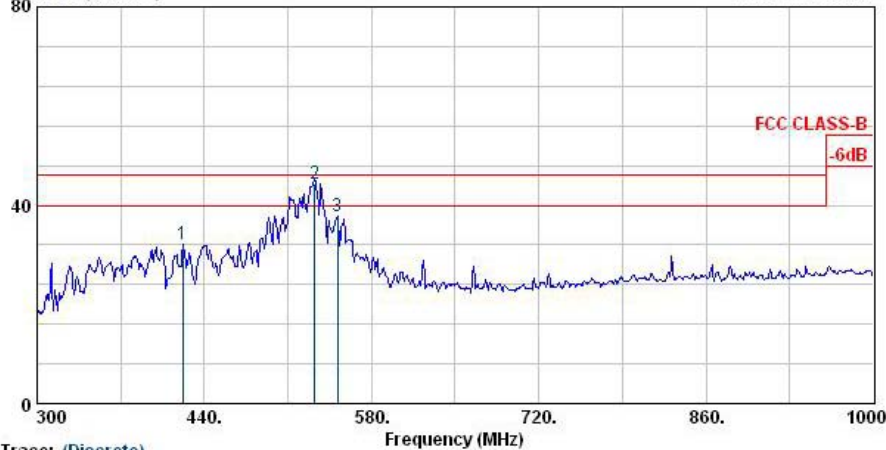


Trace: (Discrete)

Site : 03CHD6-HY
 Condition : LF-ANT(951121) HORIZONTAL
 EUT : PDA with GPRS/EDGE+WLAN 11g+BT
 Power : 120Vac/60Hz
 Model : FR 710210
 Memo : 11g Tx_Ch11;2462MHz
 Plane : E2
 Data Rate : 6

	Freq	Level	Over	Limit	ReadAntenna	Cable	Preamp	Ant	Table	Remark	
	MHz	dBuV/m	dB	dBuV/m	dBuV	dB/m	dB	dB	cm	deg	
1 @	30.0	20.48	-19.52	40.00	31.44	19.66	0.84	31.46	---	---	Peak
2	72.9	18.22	-21.78	40.00	41.00	7.06	1.32	31.16	---	---	Peak
3	148.0	22.33	-21.17	43.50	41.21	10.37	1.81	31.06	---	---	Peak

Data: 2 File: D:\Project\2007Q1\亞旭\710208\52815C\WLAN\11g Tx_Ch11.EMI (18) Date: 2006-12-07



Trace: (Discrete)

Site : 03CHD6-HY
 Condition : LF-ANT(951121) HORIZONTAL
 EUT : PDA with GPRS/EDGE+WLAN 11g+BT
 Power : 120Vac/60Hz
 Model : FR 710210
 Memo : 11g Tx_Ch11;2462MHz
 Plane : E2
 Data Rate : 6

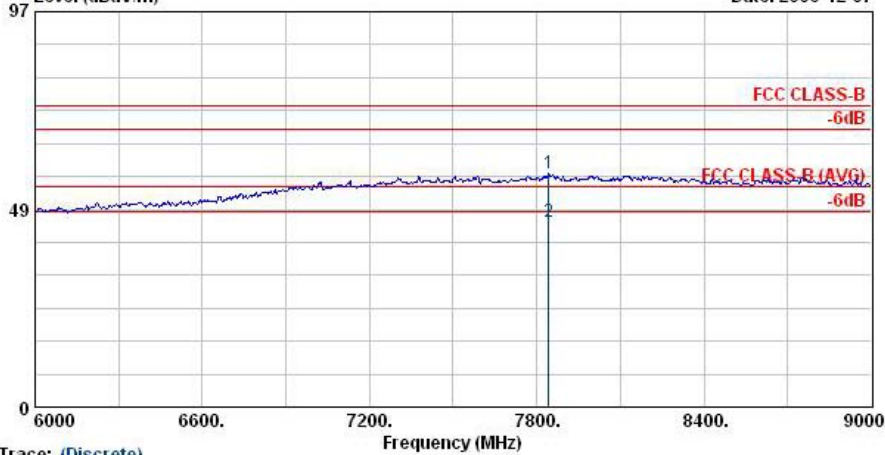
	Freq	Level	Over	Limit	ReadAntenna	Cable	Preamp	Ant	Table	Remark	
	MHz	dBuV/m	dB	dBuV/m	dBuV	dB/m	dB	dB	cm	deg	
1 @	421.8	32.17	-13.83	46.00	43.64	16.13	3.24	30.84	---	---	Peak
2 @	532.4	44.26	-1.74	46.00	53.60	17.76	3.65	30.75	194	157	QP
3 @	551.3	37.82	-8.18	46.00	46.86	17.96	3.73	30.73	---	---	Peak



FCC/IC TEST REPORT

Report No. : FR710210-01

Data: 5 File: D:\Project\2007Q1\5710208\528\15C\WLAN\11g Tx_Ch11.EMI (18) Date: 2006-12-07

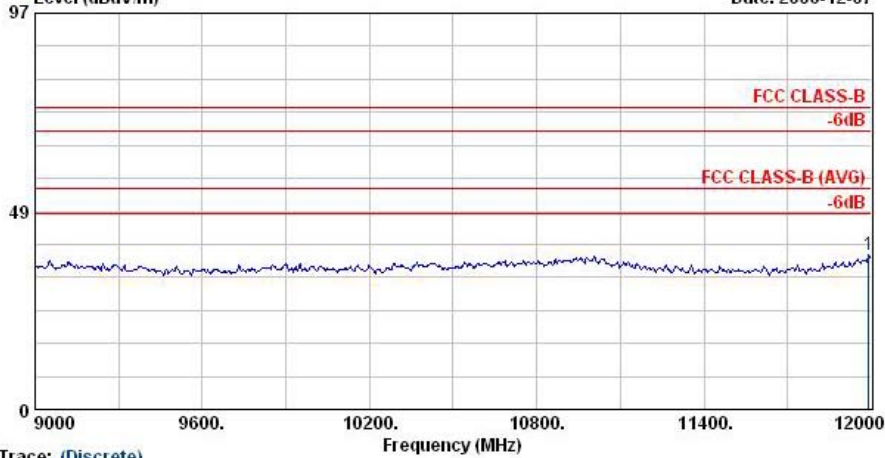


Trace: (Discrete)

Site : 03CH06-RY
 Condition : HF-ANT-060410 HORIZONTAL
 EUT : PDA with GPRS/EDGE+WLAN 11g+BT
 Power : 120Vac/60Hz
 Model : FR 710210
 Memo : 11g Tx_Ch11;2462MHz
 Plane : E2
 Data Rate : 6

	Freq	Level	Over Limit	Limit Line	Read Level	Antenna Factor	Cable Loss	Preamp Factor	Ant Pos	Table Pos	Remark
	MHz	dBuV/m	dB	dBuV/m	dBuV	dB/m	dB	dB	cm	deg	
1 @	7842.00	57.38	-16.62	74.00	46.19	39.37	7.73	35.91	---	---	Peak
2 @	7842.00	45.39	-8.61	54.00	34.20	39.37	7.73	35.91	100	206	Average

Data: 6 File: D:\Project\2007Q1\5710208\528\15C\WLAN\11g Tx_Ch11.EMI (18) Date: 2006-12-07



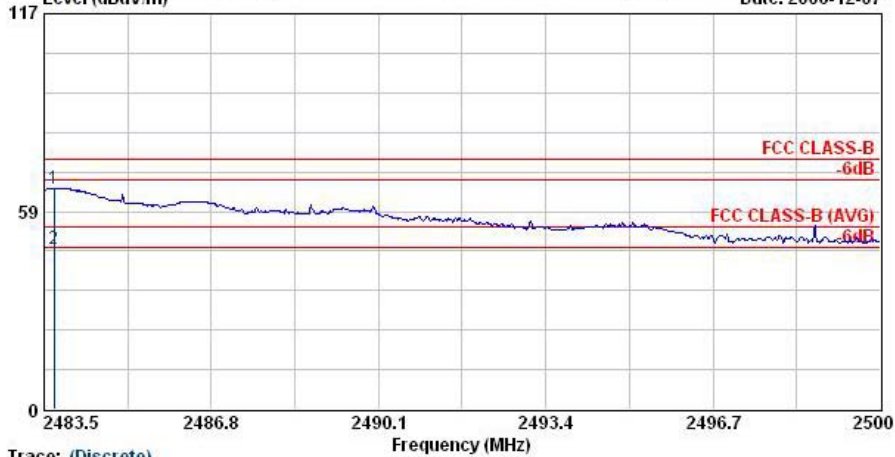
Trace: (Discrete)

Site : 03CH06-RY
 Condition : HF-ANT(6-16)-060818 HORIZONTAL
 EUT : PDA with GPRS/EDGE+WLAN 11g+BT
 Power : 120Vac/60Hz
 Model : FR 710210
 Memo : 11g Tx_Ch11;2462MHz
 Plane : E2
 Data Rate : 6

	Freq	Level	Over Limit	Limit Line	Read Level	Antenna Factor	Cable Loss	Preamp Factor	Ant Pos	Table Pos	Remark
	MHz	dBuV/m	dB	dBuV/m	dBuV	dB/m	dB	dB	cm	deg	
1	11991.00	37.80	-36.20	74.00	73.39	-9.64	10.63	36.58	---	---	Peak



Data: 17 File: D:\Project\2007Q1\578\710208\52815C\WLAN\11g Tx_Ch11.EMI (18) Date: 2006-12-07
 Level (dBuV/m)



Trace: (Discrete)

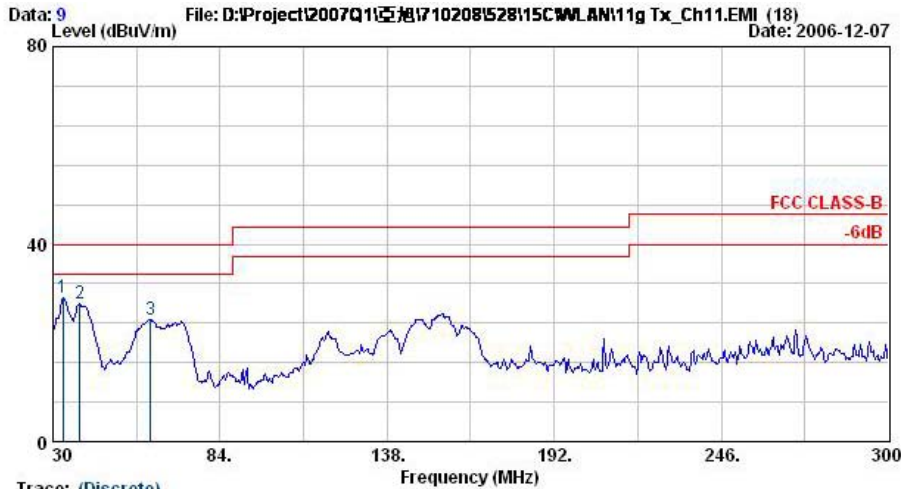
Site : 08CH06-HY
 Condition : HF-ANT-060410 HORIZONTAL
 EUT : PDA with GPRS/EDGE+WLAN 11g+BT
 Power : 12Wac/60Hz
 Model : FR 710210
 Memo : 11g Tx_Ch11;2462MHz
 Plane : E2
 Data Rate : 6

	Freq	Level	Over Limit	Limit Line	Read Level	Antenna Factor	Cable Loss	Preamp Factor	Ant Pos	Table Pos	Remark
	MHz	dBuV/m	dB	dBuV/m	dBuV	dB/m	dB	dB	cm	deg	
1 @	2483.7	65.38	-8.62	74.00	66.74	30.29	3.86	35.51	100	0	Peak
2 @	2483.7	47.49	-6.51	54.00	48.85	30.29	3.86	35.51	129	83	Average



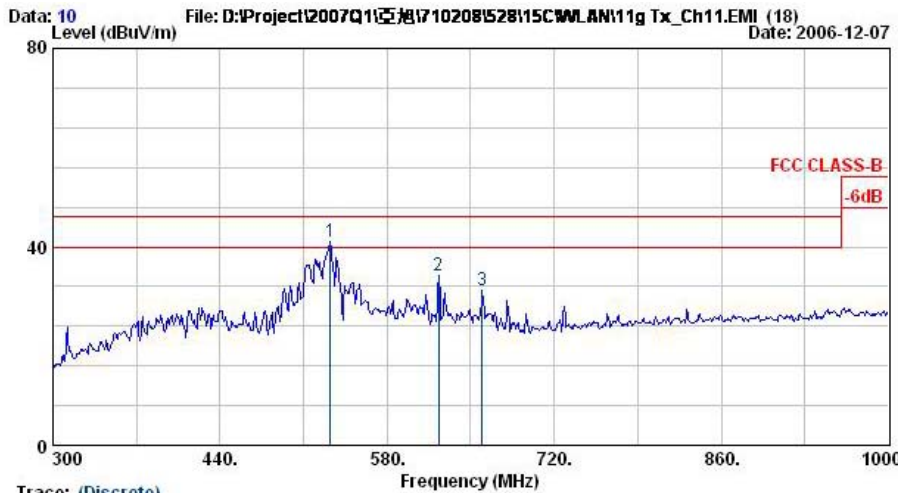
- Polarization : Vertical

The test that passed at minimum margin was marked by the frame in the following table.



Trace: (Discrete)
 Site : 08CH06-HY
 Condition : LF-ANT(951121) VERTICAL
 EUT : PDA with GPRS/EDGE+WLAN 11g+BT
 Power : 120Vac/60Hz
 Model : FR 710210
 Memo : 11g Tx_Ch11,2462MHz
 Plane : E2
 Data Rate : 6

	Freq	Level	Over	Limit	ReadAntenna	Cable	Preamp	Ant	Table	Remark
	MHz	dBuV/m	dB	dBuV/m	dBuV	dB/m	dB	dB	cm	deg
1 @	33.2	29.05	-10.95	40.00	42.01	17.54	0.86	31.36	---	Peak
2 @	38.6	27.87	-12.13	40.00	44.15	14.03	0.91	31.23	---	Peak
3 @	61.6	24.79	-15.21	40.00	48.15	6.67	1.17	31.20	---	Peak

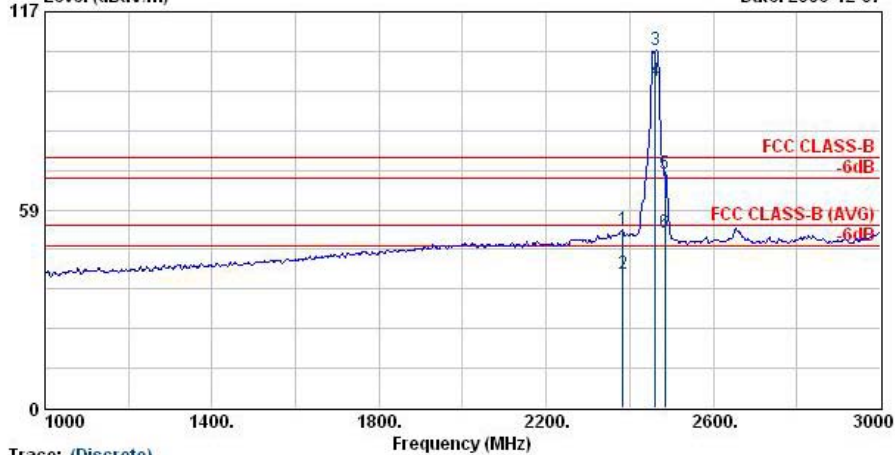


Trace: (Discrete)
 Site : 08CH06-HY
 Condition : LF-ANT(951121) VERTICAL
 EUT : PDA with GPRS/EDGE+WLAN 11g+BT
 Power : 120Vac/60Hz
 Model : FR 710210
 Memo : 11g Tx_Ch11,2462MHz
 Plane : E2
 Data Rate : 6

	Freq	Level	Over	Limit	ReadAntenna	Cable	Preamp	Ant	Table	Remark
	MHz	dBuV/m	dB	dBuV/m	dBuV	dB/m	dB	dB	cm	deg
1 @	532.4	40.91	-5.09	46.00	50.24	17.76	3.65	30.75	100	0 Peak
2 @	623.4	34.32	-11.68	46.00	42.42	18.57	3.99	30.66	---	Peak
3 @	659.8	31.12	-14.88	46.00	38.90	18.72	4.15	30.64	---	Peak



Data: 11 File: D:\Project\2007Q1\571710208152815C\WLAN11g Tx_Ch11.EMI (18) Date: 2006-12-07



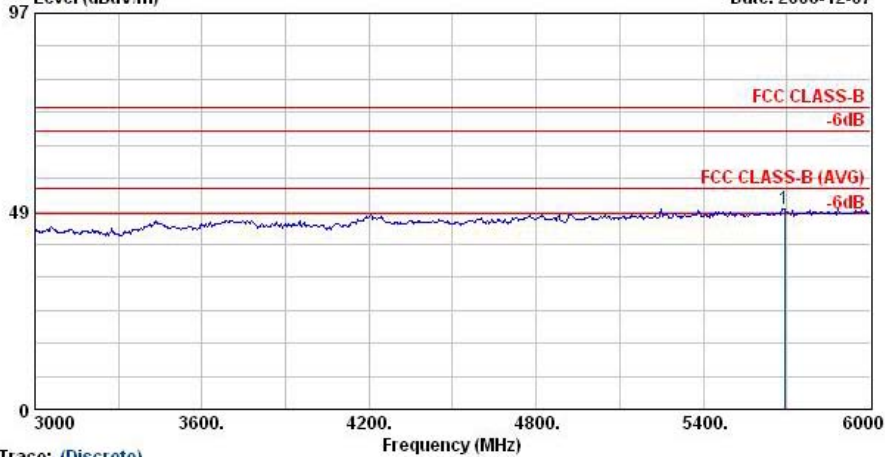
Trace: (Discrete)

Site : 03CH06-HY
 Condition : HF-ANT-060410 VERTICAL
 EUT : PDA with GPRS/EDGE+WLAN 11g+BT
 Power : 120Vac/60Hz
 Model : FR 710210
 Memo : 11g Tx_Ch11;2462MHz
 Plane : E2
 Data Rate : 6

	Freq	Level	Over	Limit	Read	Antenna	Cable	Preamp	Ant	Table	Remark
	MHz	dBuV/m	dB	dBuV/m	dBuV	dB/m	dB	dB	cm	deg	
1	2384.0	52.79	-21.21	74.00	54.22	30.25	3.75	35.44	100	0	Peak
2 @	2384.0	39.43	-14.57	54.00	40.87	30.25	3.75	35.44	121	261	Average
3 @	2462.0	105.51			106.88	30.29	3.84	35.49	100	0	Peak
4 @	2462.0	96.75			98.12	30.29	3.84	35.49	121	261	Average
5 @	2484.0	69.03	-4.97	74.00	70.39	30.29	3.86	35.51	100	0	Peak
6 @	2484.0	51.74	-2.26	54.00	53.09	30.30	3.86	35.51	121	261	Average

Remark: #3 and #4 Fundamental Signal

Data: 12 File: D:\Project\2007Q1\571710208152815C\WLAN11g Tx_Ch11.EMI (18) Date: 2006-12-07



Trace: (Discrete)

Site : 03CH06-HY
 Condition : HF-ANT-060410 VERTICAL
 EUT : PDA with GPRS/EDGE+WLAN 11g+BT
 Power : 120Vac/60Hz
 Model : FR 710210
 Memo : 11g Tx_Ch11;2462MHz
 Plane : E2
 Data Rate : 6

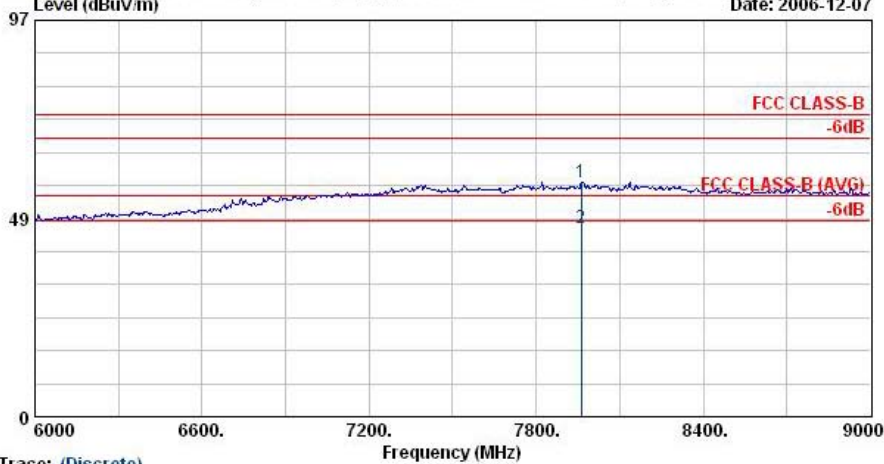
	Freq	Level	Over	Limit	Read	Antenna	Cable	Preamp	Ant	Table	Remark
	MHz	dBuV/m	dB	dBuV/m	dBuV	dB/m	dB	dB	cm	deg	
1	5691.00	49.11	-24.89	74.00	44.30	33.79	6.90	35.88	---	---	Peak



FCC/IC TEST REPORT

Report No. : FR710210-01

Data: 13 File: D:\Project\2007Q1\2007102081528115C\WLAN11g Tx_Ch11.EMI (18) Date: 2006-12-07

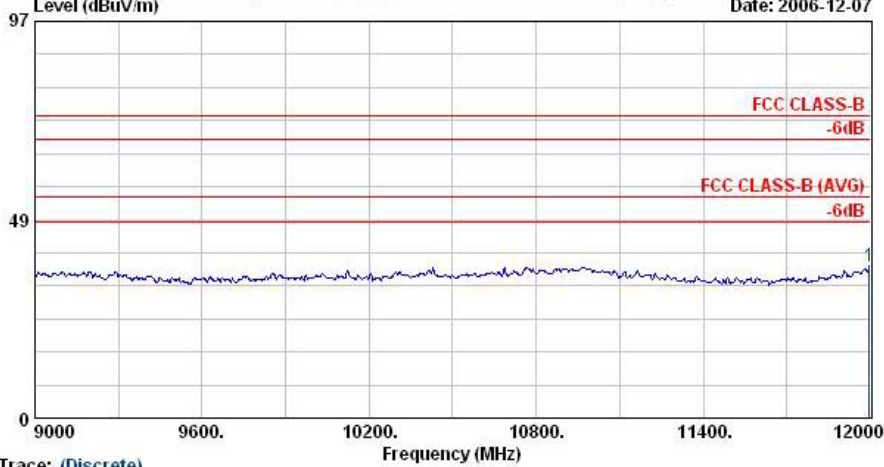


Trace: (Discrete)

Site : 03CH06-HY
 Condition : HF-ANT-060410 VERTICAL
 EUT : PDA with GPRS/EDGE+WLAN 11g+BT
 Power : 120Vac/60Hz
 Model : FR 710210
 Memo : 11g Tx_Ch11;2462MHz
 Plane : E2
 Data Rate : 6

	Freq	Level	Over Limit	Limit Line	Read Level	Antenna Factor	Cable Loss	Preamp Factor	Ant Pos	Table Pos	Remark
	MHz	dBuV/m	dB	dBuV/m	dBuV	dB/m	dB	dB	cm	deg	
1 @	7962.00	57.48	-16.52	74.00	46.01	39.55	7.78	35.86	---	---	Peak
2 @	7962.00	46.07	-7.93	54.00	34.60	39.55	7.78	35.86	100	168	Average

Data: 14 File: D:\Project\2007Q1\2007102081528115C\WLAN11g Tx_Ch11.EMI (18) Date: 2006-12-07



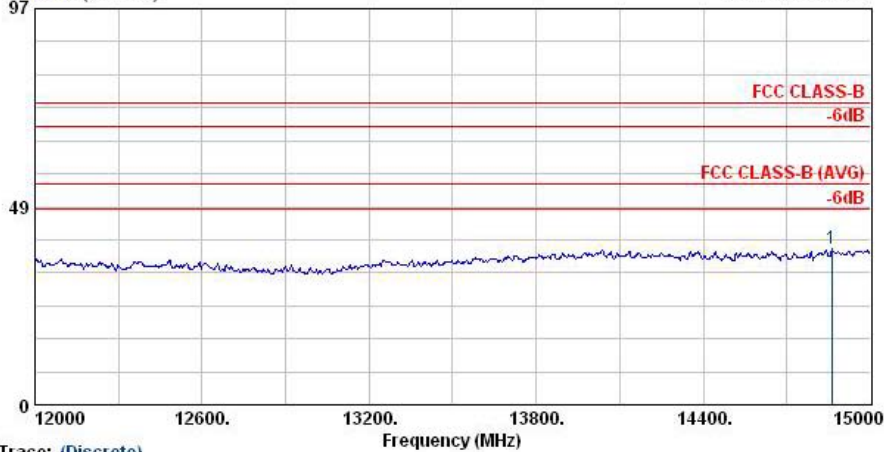
Trace: (Discrete)

Site : 03CH06-HY
 Condition : HF-ANT(8-18)-060918 VERTICAL
 EUT : PDA with GPRS/EDGE+WLAN 11g+BT
 Power : 120Vac/60Hz
 Model : FR 710210
 Memo : 11g Tx_Ch11;2462MHz
 Plane : E2
 Data Rate : 6

	Freq	Level	Over Limit	Limit Line	Read Level	Antenna Factor	Cable Loss	Preamp Factor	Ant Pos	Table Pos	Remark
	MHz	dBuV/m	dB	dBuV/m	dBuV	dB/m	dB	dB	cm	deg	
1	11997.00	37.25	-36.75	74.00	72.79	-9.60	10.64	36.58	---	---	Peak



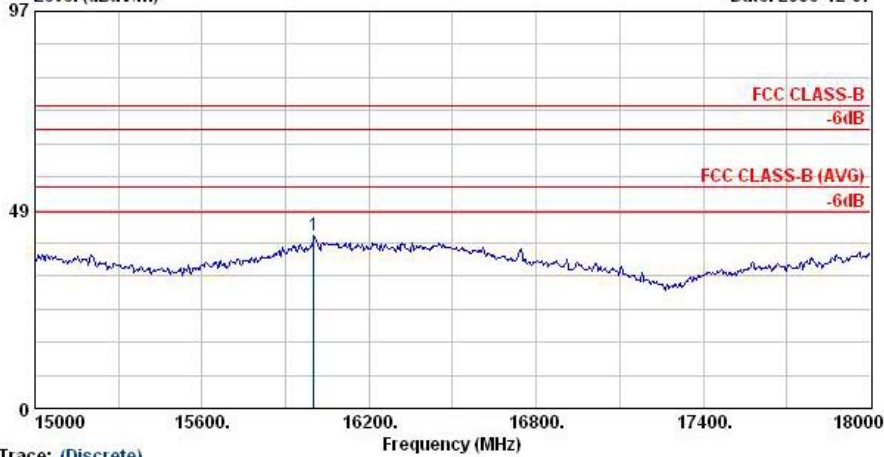
Data: 15 File: D:\Project\2007Q1\5281528115C\WLAN11g Tx_Ch11.EMI (18) Date: 2006-12-07



Trace: (Discrete)
 Site : 03CH06-HY
 Condition : HF-ANT(8-18)-060918 VERTICAL
 EUT : PDA with CPRS/EDGE+WLAN 11g+BT
 Power : 120Vac/60Hz
 Model : FR 710210
 Memo : 11g Tx_Ch11;2462MHz
 Plane : E2
 Data Rate : 6

	Freq	Level	Over Limit	Limit Line	Read Level	Antenna Factor	Cable Loss	Preamp Factor	Ant Pos	Table Pos	Remark
	MHz	dBuV/m	dB	dBuV/m	dBuV	dB/m	dB	dB	cm	deg	
1	14862.00	38.11	-35.89	74.00	68.94	-6.31	11.38	35.90	---	---	Peak

Data: 16 File: D:\Project\2007Q1\5281528115C\WLAN11g Tx_Ch11.EMI (18) Date: 2006-12-07

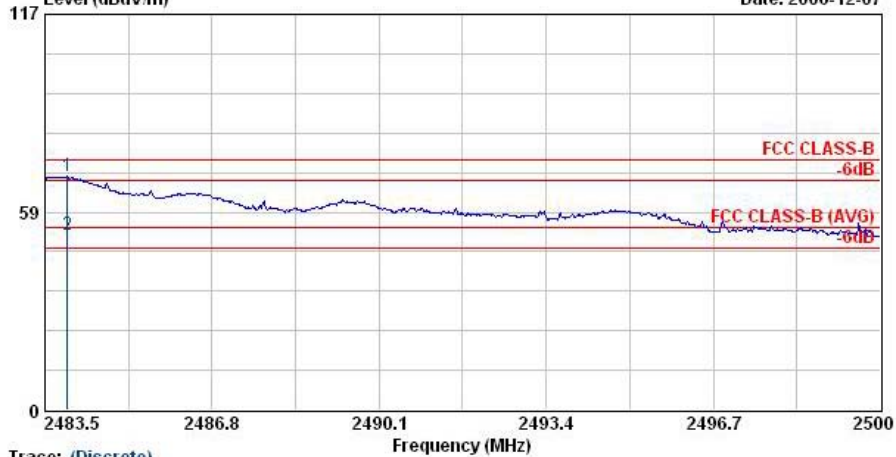


Trace: (Discrete)
 Site : 03CH06-HY
 Condition : HF-ANT(8-18)-060918 VERTICAL
 EUT : PDA with CPRS/EDGE+WLAN 11g+BT
 Power : 120Vac/60Hz
 Model : FR 710210
 Memo : 11g Tx_Ch11;2462MHz
 Plane : E2
 Data Rate : 6

	Freq	Level	Over Limit	Limit Line	Read Level	Antenna Factor	Cable Loss	Preamp Factor	Ant Pos	Table Pos	Remark
	MHz	dBuV/m	dB	dBuV/m	dBuV	dB/m	dB	dB	cm	deg	
1	16002.00	42.25	-31.75	74.00	70.80	-3.90	11.77	36.42	---	---	Peak



Data: 18 File: D:\Project\2007Q1\2710208\52815C\WLAN\11g Tx_Ch11.EMI (18) Date: 2006-12-07
 Level (dBuV/m)



Trace: (Discrete)

Site : 08CH06-HY
 Condition : HF-ANT-060410 VERTICAL
 EUT : PDA with GPRS/EDGE+WLAN 11g+BT
 Power : 120Vac/60Hz
 Model : FR 710210
 Memo : 11g Tx_Ch11:2462MHz
 Plane : E2
 Data Rate : 6

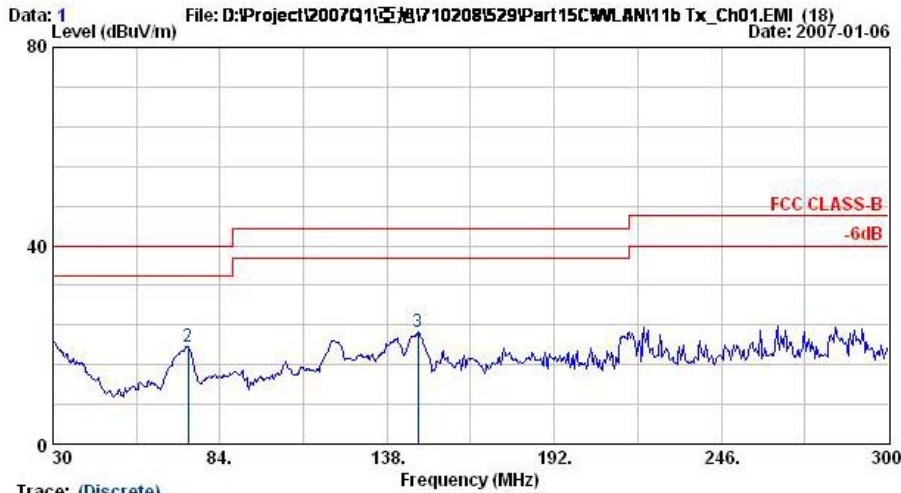
	Freq	Level	Over Limit	Limit Line	Read Level	Antenna Factor	Cable Loss	Preamp Factor	Ant Pos	Table Pos	Remark
	MHz	dBuV/m	dB	dBuV/m	dBuV	dB/m	dB	dB	cm	deg	
1 @	2483.9	69.03	-4.97	74.00	70.39	30.29	3.86	35.51	100	0	Peak
2 @	2483.9	51.74	-2.26	54.00	53.10	30.29	3.86	35.51	121	261	Average

Remark: There is no more obvious spurious emission except the listings above.



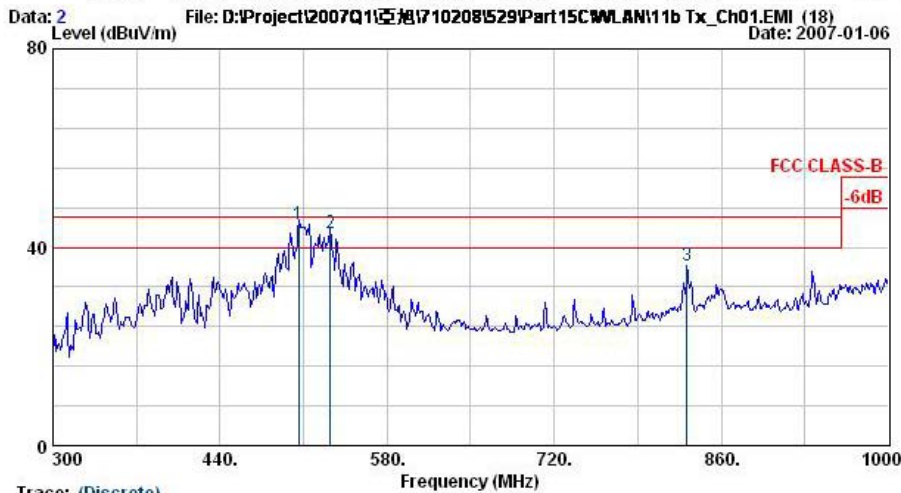
- Test Mode : Mode 7
- Polarization : Horizontal

The test that passed at minimum margin was marked by the frame in the following table.



Trace: (Discrete)
 Site : 09CH06-HY
 Condition : LP-ANT(951121) HORIZONTAL
 EUT : PDA with GPRS/EDGE+WLAN 11g+BT
 Power : 120Vac/60Hz
 Model : FR 710210
 Memo : 11b Tx_Ch01;2412MHz
 Plane : E2
 Data Rate : 11

	Freq	Level	Over	Limit	ReadAntenna	Cable	Preamp	Ant	Table	Remark
	MHz	dBuV/m	dB	dBuV/m	dBuV	dB	dB	cm	deg	
1 @	30.0	20.59	-19.41	40.00	31.55	19.66	0.84	31.46	---	Peak
2	73.7	19.62	-20.38	40.00	42.35	7.12	1.32	31.16	---	Peak
3	148.0	22.70	-20.80	43.50	41.58	10.37	1.81	31.06	---	Peak



Trace: (Discrete)
 Site : 09CH06-HY
 Condition : LP-ANT(951121) HORIZONTAL
 EUT : PDA with GPRS/EDGE+WLAN 11g+BT
 Power : 120Vac/60Hz
 Model : FR 710210
 Memo : 11b Tx_Ch01;2412MHz
 Plane : E2
 Data Rate : 11

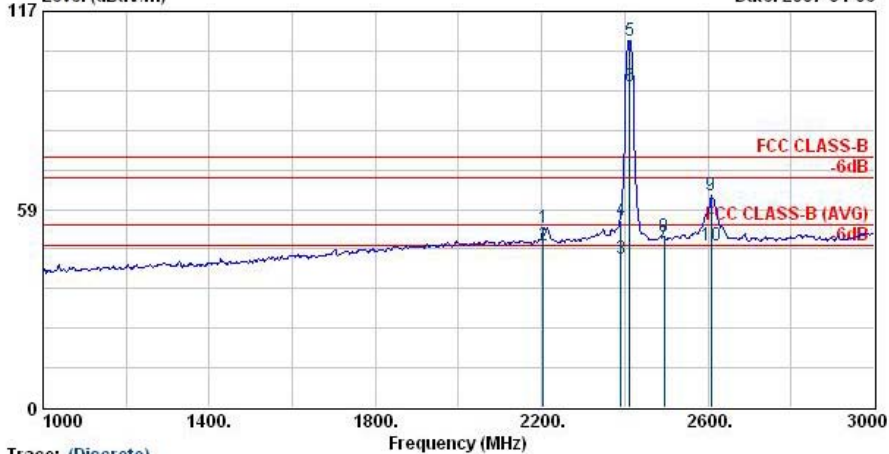
	Freq	Level	Over	Limit	ReadAntenna	Cable	Preamp	Ant	Table	Remark
	MHz	dBuV/m	dB	dBuV/m	dBuV	dB	dB	cm	deg	
1 @	505.8	44.54	-1.46	46.00	54.30	17.49	3.54	30.78	210	142 QP
2 @	532.4	42.76	-3.24	46.00	52.10	17.76	3.65	30.75	182	141 QP
3 @	831.3	36.32	-9.68	46.00	42.09	20.04	4.64	30.45	---	Peak



FCC/IC TEST REPORT

Report No. : FR710210-01

Data: 3 File: D:\Project\2007Q1\亞旭\710208\529\Part15C\WLAN\11b Tx_Ch01.EMI (18) Date: 2007-01-06
 Level (dBuV/m)



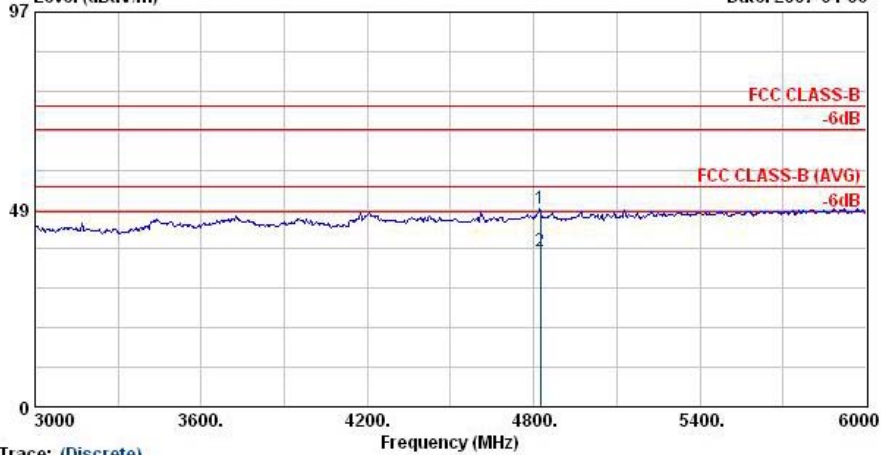
Trace: (Discrete)

Site : 03CHD6-HY
 Condition : HF-ANT-060410 HORIZONTAL
 EUT : PDA with GPRS/EDGE+WLAN 11g+BT
 Power : 120Vac/60Hz
 Model : FR 710210
 Memo : 11b Tx_Ch01;2412MHz
 Plane : E2
 Data Rate : 11

	Freq	Level	Over	Limit	ReadAntenna	Cable	Preamp	Ant	Table	Remark
	MHz	dBuV/m	Limit	Line	Level	Loss	Factor	Pos	Pos	
			dB	dBuV/m	dBuV	dB/m	dB	dB	cm	deg
1	2204.0	53.13	-20.87	74.00	54.73	30.18	3.54	35.31	100	0 Peak
2 @	2204.0	47.95	-6.05	54.00	49.55	30.18	3.54	35.31	100	114 Average
3 @	2390.0	43.83	-10.17	54.00	45.28	30.26	3.75	35.46	100	114 Average
4 @	2390.0	55.38	-18.62	74.00	56.83	30.26	3.75	35.46	100	0 Peak
5 @	2412.0	108.41			109.83	30.27	3.77	35.46	100	0 Peak
6 @	2412.0	94.73			96.15	30.27	3.77	35.46	100	114 Average
7 @	2494.0	48.06	-5.94	54.00	49.41	30.30	3.88	35.53	100	114 Average
8	2494.0	50.60	-23.40	74.00	51.95	30.30	3.88	35.53	100	0 Peak
9 @	2608.0	62.62	-11.38	74.00	64.03	30.14	3.98	35.52	100	0 Peak
10 @	2608.0	47.84	-6.16	54.00	49.25	30.14	3.98	35.52	100	114 Average

Remark: #5 and #6 Fundamental Signal

Data: 4 File: D:\Project\2007Q1\亞旭\710208\529\Part15C\WLAN\11b Tx_Ch01.EMI (18) Date: 2007-01-06
 Level (dBuV/m)



Trace: (Discrete)

Site : 03CHD6-HY
 Condition : HF-ANT-060410 HORIZONTAL
 EUT : PDA with GPRS/EDGE+WLAN 11g+BT
 Power : 120Vac/60Hz
 Model : FR 710210
 Memo : 11b Tx_Ch01;2412MHz
 Plane : E2
 Data Rate : 11

	Freq	Level	Over	Limit	ReadAntenna	Cable	Preamp	Ant	Table	Remark
	MHz	dBuV/m	Limit	Line	Level	Loss	Factor	Pos	Pos	
			dB	dBuV/m	dBuV	dB/m	dB	dB	cm	deg
1	4824.0	48.71	-25.29	74.00	46.04	32.94	5.84	36.12	100	0 Peak
2 @	4824.0	38.40	-15.60	54.00	35.73	32.94	5.84	36.12	100	0 Average

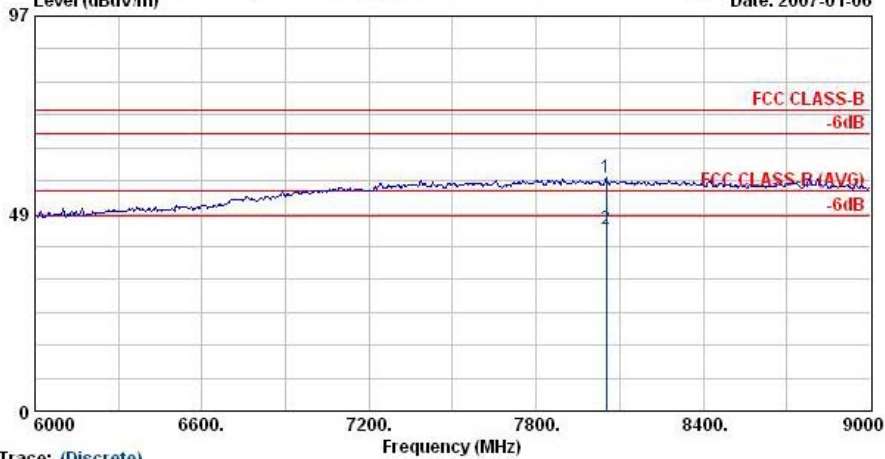
SPORTON International Inc.

TEL : 886-2-2696-2468
 FAX : 886-2-2696-2255
 FCC ID : GM37527RA2041
 IC ID : 2739D-BGRADA

Page No. : 105 of 233
 Report Issued Date : May 11, 2007
 Report Version : Rev. 03



Data: 5 File: D:\Project\2007Q1\57102081529\Part15C\WLAN\11b Tx_Ch01.EMI (18) Date: 2007-01-06

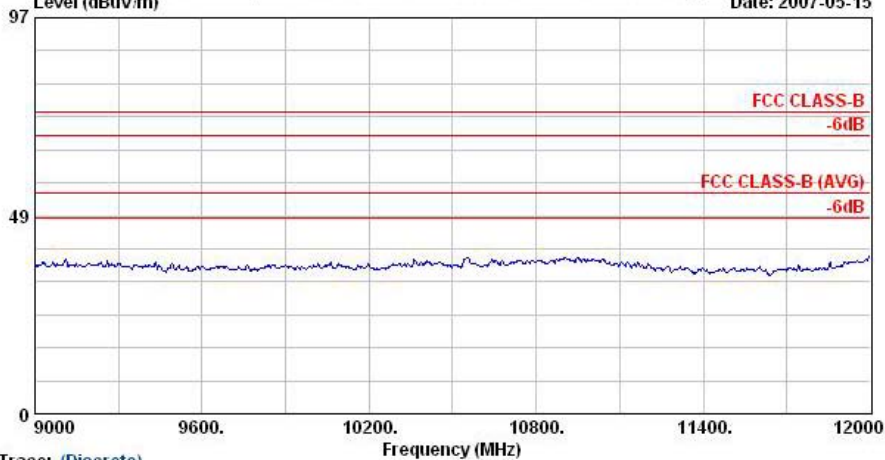


Trace: (Discrete)

Site : 03CH06-HY
 Condition : HF-ANT-060410 HORIZONTAL
 EUT : PDA with GPRS/EDGE+WLAN 11g+BT
 Power : 120Vac/60Hz
 Model : FR 710210
 Memo : 11b Tx_Ch01;2412MHz
 Plane : E2
 Data Rate : 11

	Freq	Level	Over Limit	Limit Line	Read Level	Antenna Factor	Cable Loss	Preamp Factor	Ant Pos	Table Pos	Remark
	MHz	dBuV/m	dB	dBuV/m	dBuV	dB/m	dB	dB	cm	deg	
1	8052.00	57.21	-16.79	74.00	45.69	39.56	7.85	35.89	100	0	Peak
2 @	8052.00	44.70	-9.30	54.00	33.18	39.56	7.85	35.89	100	62	Average

Data: 6 File: D:\Project\2007Q1\57102081529\Part15C\WLAN\11b Tx_Ch01.EMI (18) Date: 2007-05-15

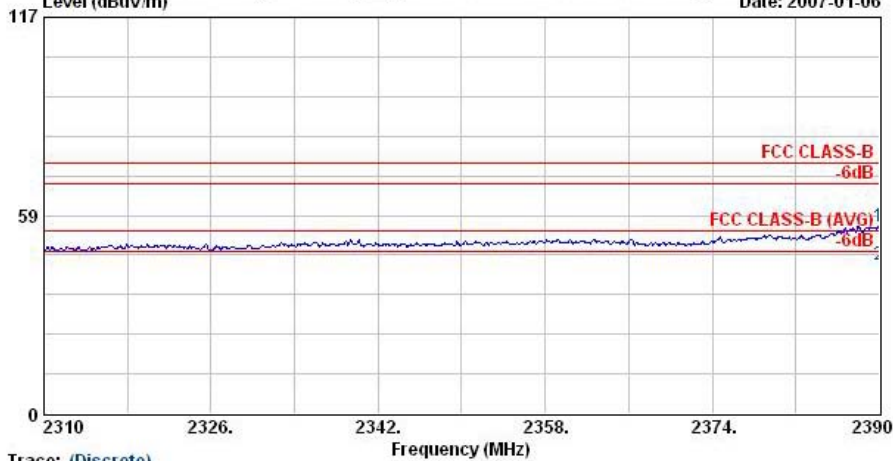


Trace: (Discrete)

Site : 03CH06-HY
 Condition : HF-ANT(8-18)-060918 HORIZONTAL
 EUT : PDA with GPRS/EDGE+WLAN 11g+BT
 Power : 120Vac/60Hz
 Model : FR 710210
 Memo : 11b Tx_Ch01;2412MHz
 Plane : E2
 Data Rate : 11



Data: 17 File: D:\Project\2007Q1\亞旭\710208\529\Part15C\MLAN\11b Tx_Ch01.EMI (18) Date: 2007-01-06
 Level (dBuV/m)



Trace: (Discrete)

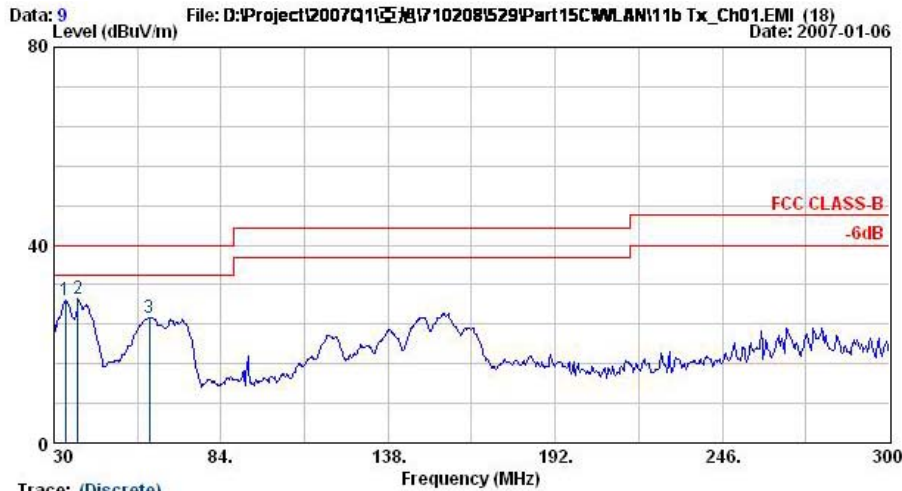
Site : 03CH06-HY
 Condition : HP-ANT-060410 HORIZONTAL
 EUT : FDA with GPRS/EDGE+WLAN 11g+BT
 Power : 120Vac/60Hz
 Model : FR 710210
 Memo : 11b Tx_CN01;2412MHz
 Plane : E2
 Data Rate : 11

	Freq	Level	Over Limit	Limit Line	Read Level	Antenna Factor	Cable Loss	Preamp Factor	Ant Pos	Table Pos	Remark
	MHz	dBuV/m	dB	dBuV/m	dBuV	dB/m	dB	dB	cm	deg	
1 @	2390.0	55.38	-18.62	74.00	56.82	30.26	3.75	35.46	100	0	Peak
2 @	2390.0	43.83	-10.17	54.00	45.28	30.26	3.75	35.46	100	114	Average



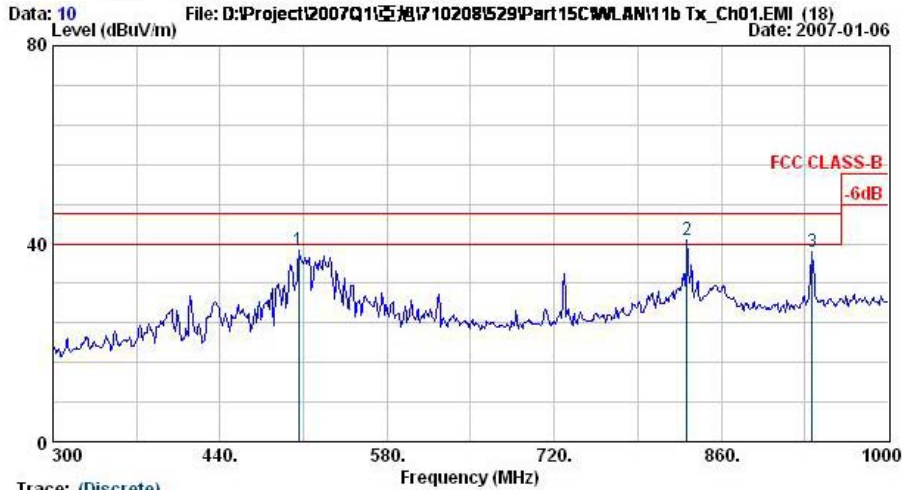
- Polarization : Vertical

The test that passed at minimum margin was marked by the frame in the following table.



Trace: (Discrete)
Site : 08CH06-HY
Condition : LF-ANT(951121) VERTICAL
EUT : PDA with GPRS/EDGE+WLAN 11g+BT
Power : 120Vac/60Hz
Model : FR 710210
Memo : 11b Tx_Ch01;2412MHz
Plane : E2
Data Rate : 11

	Freq	Level	Over	Limit	ReadAntenna	Cable	Preamp	Ant	Table	Remark	
	MHz	dBuV/m	dB	dBuV/m	dBuV	dB/m	dB	dB	cm	deg	
1 @	33.8	28.73	-11.27	40.00	42.35	16.84	0.87	31.32	---	---	Peak
2 @	37.8	29.02	-10.98	40.00	44.80	14.56	0.90	31.24	---	---	Peak
3 @	60.8	25.36	-14.64	40.00	48.80	6.65	1.15	31.23	---	---	Peak

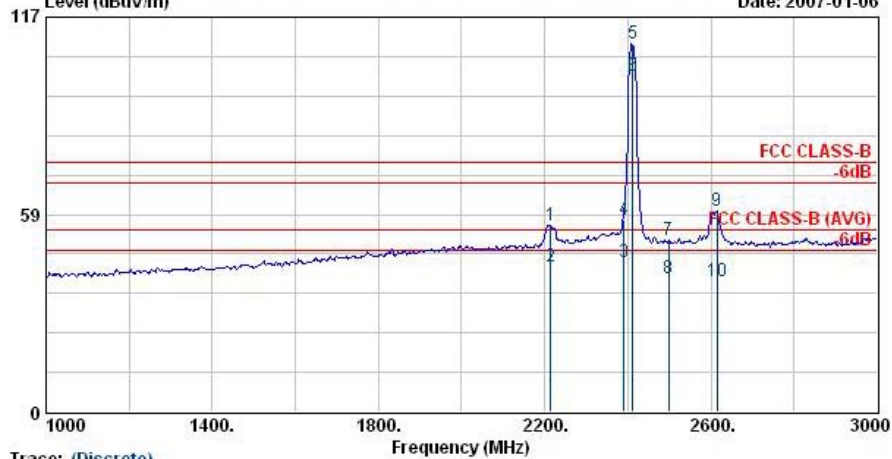


Trace: (Discrete)
Site : 08CH06-HY
Condition : LF-ANT(951121) VERTICAL
EUT : PDA with GPRS/EDGE+WLAN 11g+BT
Power : 120Vac/60Hz
Model : FR 710210
Memo : 11b Tx_Ch01;2412MHz
Plane : E2
Data Rate : 11

	Freq	Level	Over	Limit	ReadAntenna	Cable	Preamp	Ant	Table	Remark	
	MHz	dBuV/m	dB	dBuV/m	dBuV	dB/m	dB	dB	cm	deg	
1 @	505.8	38.59	-7.41	46.00	48.35	17.49	3.54	30.78	---	---	Peak
2 @	831.3	40.71	-5.29	46.00	46.48	20.04	4.64	30.45	100	168	Peak
3 @	936.3	38.37	-7.63	46.00	42.97	20.79	4.92	30.30	---	---	Peak



Data: 11 File: D:\Project\2007Q1\亞旭\710208\529\Part15C\WLAN\11b Tx_Ch01.EMI (18) Date: 2007-01-06



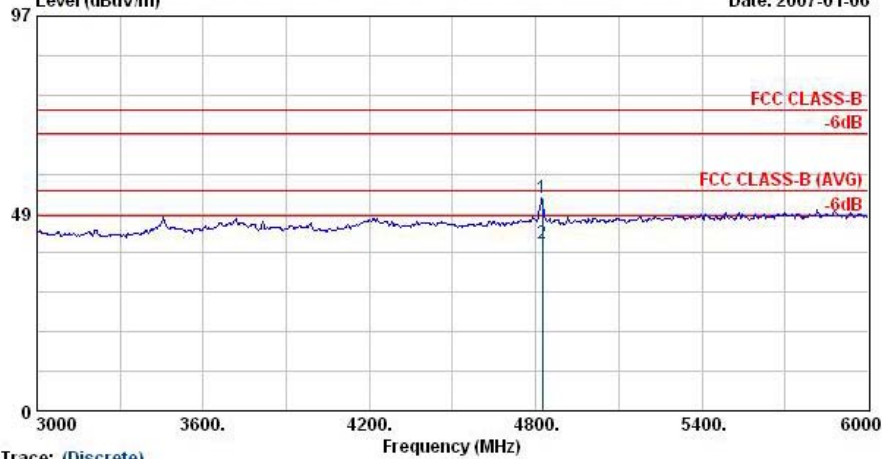
Trace: (Discrete)

Site : 08CHD6-HY
 Condition : HF-ANT-060410 VERTICAL
 EUT : PDA with GPRS/EDGE+WLAN 11g+BT
 Power : 120Vac/60Hz
 Model : FR 710210
 Memo : 11b Tx_Ch01;2412MHz
 Plane : E2
 Data Rate : 11

	Freq	Level	Over	Limit	Read	Antenna	Cable	Preamp	Ant	Table	Remark
	MHz	dBuV/m	dB	dBuV/m	dBuV	dB/m	dB	dB	cm	deg	
1 @	2214.9	55.42	-18.58	74.00	56.99	30.18	3.56	35.31	100	0	Peak
2 @	2214.9	43.13	-10.87	54.00	44.72	30.18	3.56	35.33	125	155	Average
3 @	2390.0	44.39	-9.61	54.00	45.84	30.26	3.75	35.46	125	155	Average
4 @	2390.0	56.80	-17.20	74.00	58.25	30.26	3.75	35.46	100	0	Peak
5 @	2412.0	109.02			110.44	30.27	3.77	35.46	100	0	Peak
6 @	2412.0	99.68			101.10	30.27	3.77	35.46	125	155	Average
7	2498.0	50.84	-23.16	74.00	52.19	30.30	3.88	35.53	100	0	Peak
8 @	2498.0	39.49	-14.51	54.00	40.84	30.30	3.88	35.53	125	155	Average
9 @	2614.6	59.66	-14.34	74.00	61.07	30.14	3.98	35.52	100	0	Peak
10 @	2614.6	38.85	-15.15	54.00	40.26	30.14	3.98	35.52	125	155	Average

Remark: #5 and #6 Fundamental Signal

Data: 12 File: D:\Project\2007Q1\亞旭\710208\529\Part15C\WLAN\11b Tx_Ch01.EMI (18) Date: 2007-01-06



Trace: (Discrete)

Site : 08CHD6-HY
 Condition : HF-ANT-060410 VERTICAL
 EUT : PDA with GPRS/EDGE+WLAN 11g+BT
 Power : 120Vac/60Hz
 Model : FR 710210
 Memo : 11b Tx_Ch01;2412MHz
 Plane : E2
 Data Rate : 11

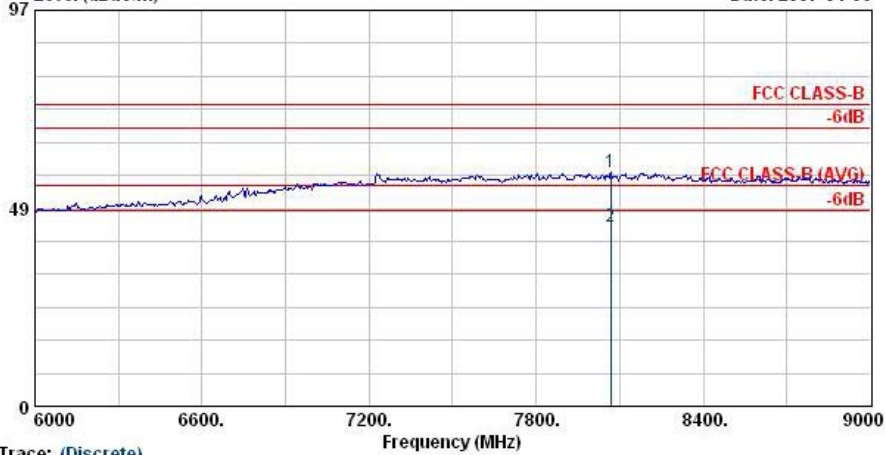
	Freq	Level	Over	Limit	Read	Antenna	Cable	Preamp	Ant	Table	Remark
	MHz	dBuV/m	dB	dBuV/m	dBuV	dB/m	dB	dB	cm	deg	
1	4824.0	52.37	-21.63	74.00	49.70	32.94	5.84	36.12	100	0	Peak
2 @	4824.0	41.07	-12.93	54.00	38.40	32.94	5.84	36.12	100	180	Average



FCC/IC TEST REPORT

Report No. : FR710210-01

Data: 13 File: D:\Project\2007Q1\529\710208\529\Part15C\WLAN\11b Tx_Ch01.EMI (18) Date: 2007-01-06
 Level (dBuV/m)

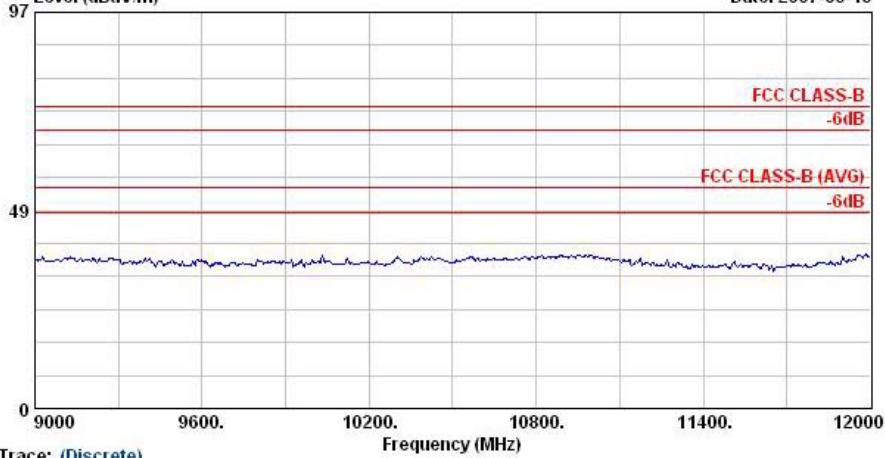


Trace: (Discrete)

Site : 03CH06-RV
 Condition : HF-ANT-060410 VERTICAL
 EUT : PDA with GPRS/EDGE+WLAN 11g+BT
 Power : 120Vac/60Hz
 Model : FR 710210
 Memo : 11b Tx_Ch01;2412MHz
 Plane : E2
 Data Rate : 11

	Freq	Level	Over Limit	Limit Line	Read Level	Antenna Factor	Cable Loss	Preamp Factor	Ant Pos	Table Pos	Remark
	MHz	dBuV/m	dB	dBuV/m	dBuV	dB/m	dB	dB	cm	deg	
1	8067.00	57.18	-16.82	74.00	45.65	39.54	7.87	35.89	100	0	Peak
2	8067.00	44.06	-9.94	54.00	32.53	39.54	7.87	35.89	100	255	Average

Data: 14 File: D:\Project\2007Q1\529\710208\529\Part15C\WLAN\11b Tx_Ch01.EMI (18) Date: 2007-05-15
 Level (dBuV/m)

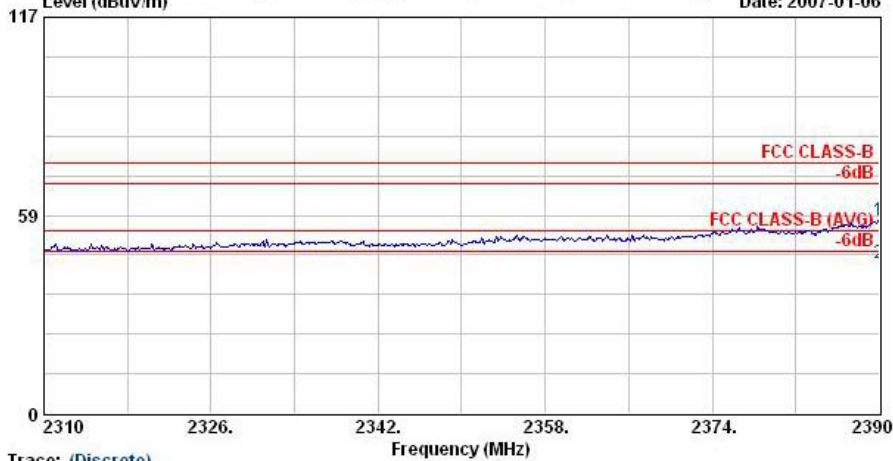


Trace: (Discrete)

Site : 03CH06-RV
 Condition : HF-ANT(8-18)-060818 VERTICAL
 EUT : PDA with GPRS/EDGE+WLAN 11g+BT
 Power : 120Vac/60Hz
 Model : FR 710210
 Memo : 11b Tx_Ch01;2412MHz
 Plane : E2
 Data Rate : 11



Data: 18 File: D:\Project\2007Q1\亞旭\710208\529\Part15C\WLAN\11b Tx_Ch01.EMI (18) Date: 2007-01-06



Trace: (Discrete)

Site : 03CH06-HY
 Condition : HP-ANT-060410 VERTICAL
 EUT : FDA with GPRS/EDGE+WLAN 11g+BT
 Power : 120Vac/60Hz
 Model : FR 710210
 Memo : 11b Tx_Ch01;2412MHz
 Plane : E2
 Data Rate : 11

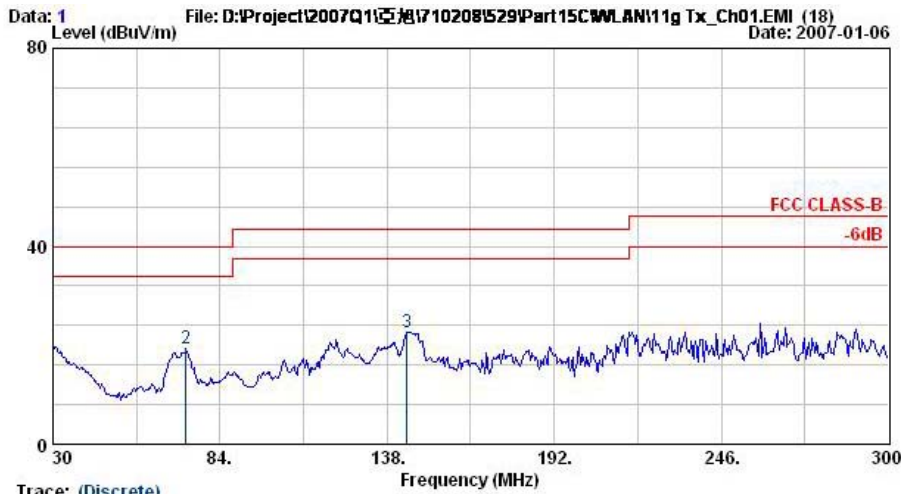
	Freq	Level	Over Limit	Limit Line	Read Level	Antenna Factor	Cable Loss	Preamp Factor	Ant Pos	Table Pos	Remark
	MHz	dBuV/m	dB	dBuV/m	dBuV	dB/m	dB	dB	cm	deg	
1 @	2390.0	56.80	-17.20	74.00	58.25	30.26	3.75	35.46	100	0	Peak
2 @	2390.0	44.39	-9.61	54.00	45.84	30.26	3.75	35.46	125	155	Average

Remark: There is no more obvious spurious emission except the listings above.



- Test Mode : Mode 8
- Polarization : Horizontal

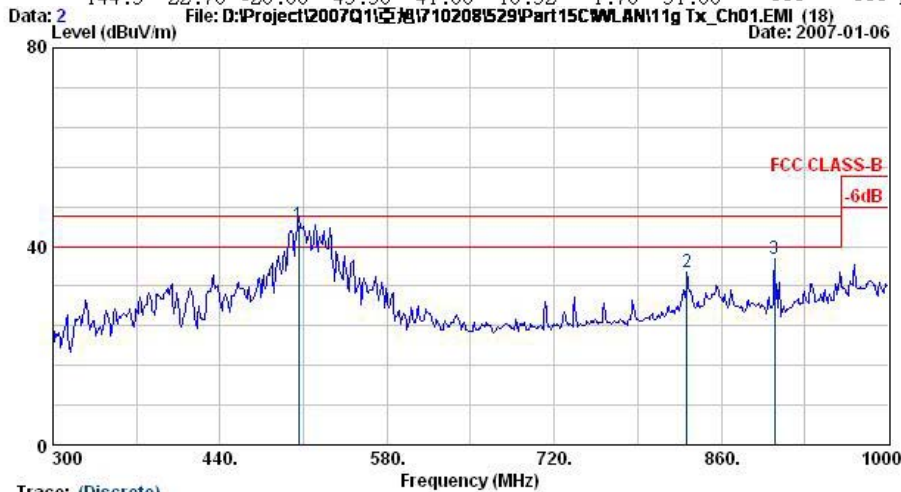
The test that passed at minimum margin was marked by the frame in the following table.



Trace: (Discrete)

Site : 08CH06-HY
 Condition : LF-ANT(951121) HORIZONTAL
 EUT : PDA with GPRS/EDGE+WLAN 11g+BT
 Power : 120Vac/60Hz
 Model : FR 710210
 Memo : 11g Tx_CM01_2412MHz
 Plane : E2
 Data Rate : 6

	Freq	Level	Over	Limit	ReadAntenna	Cable	Preamp	Ant	Table	Remark
	MHz	dBuV/m	dB	dBuV/m	dBuV	dB	dB	cm	deg	
1	30.0	20.00	-20.00	40.00	30.96	19.66	0.84	31.46	---	Peak
2	72.9	19.24	-20.76	40.00	42.02	7.06	1.32	31.16	---	Peak
3	144.5	22.70	-20.80	43.50	41.66	10.32	1.78	31.06	---	Peak



Trace: (Discrete)

Site : 08CH06-HY
 Condition : LF-ANT(951121) HORIZONTAL
 EUT : PDA with GPRS/EDGE+WLAN 11g+BT
 Power : 120Vac/60Hz
 Model : FR 710210
 Memo : 11g Tx_CM01_2412MHz
 Plane : E2
 Data Rate : 6

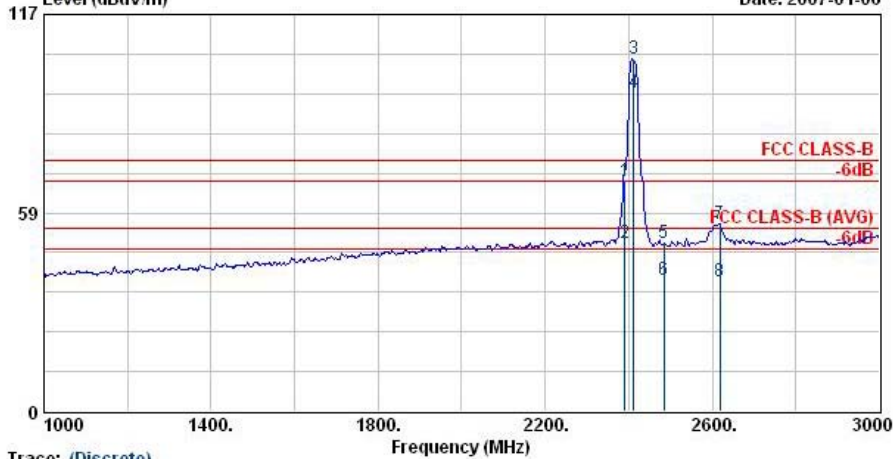
	Freq	Level	Over	Limit	ReadAntenna	Cable	Preamp	Ant	Table	Remark
	MHz	dBuV/m	dB	dBuV/m	dBuV	dB	dB	cm	deg	
1 @	505.8	44.24	-1.76	46.00	54.00	17.49	3.54	30.78	100	137 QP
2	831.3	34.84	-11.16	46.00	40.61	20.04	4.64	30.45	---	Peak
3	904.8	37.57	-8.43	46.00	42.53	20.56	4.83	30.36	---	Peak



FCC/IC TEST REPORT

Report No. : FR710210-01

Data: 3 File: D:\Project\2007Q1\亞旭\710208\529\Part15C\WLAN\11g Tx_Ch01.EMI (18) Date: 2007-01-06
 Level (dBuV/m)



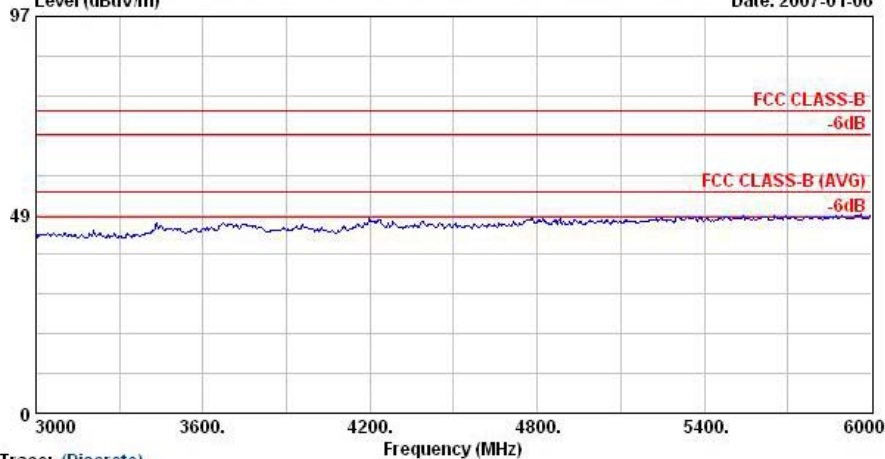
Trace: (Discrete)

Site : 08CHD6-HY
 Condition : HP-ANT-060410 HORIZONTAL
 EUT : PDA with GPRS/EDGE+WLAN 11g+BT
 Power : 120Vac/60Hz
 Model : FR 710210
 Memo : 11g Tx_Ch01;2412MHz
 Plane : E2
 Data Rate : 6

	Freq	Level	Over	Limit	Read	Antenna	Cable	Preamp	Ant	Table	Remark
	MHz	dBuV/m	dB	dBuV/m	dBuV	dB/m	dB	dB	cm	deg	
1	2390.0	67.90	-6.10	74.00	69.35	30.26	3.75	35.46	100	0	Peak
2 @	2390.0	49.45	-4.55	54.00	50.90	30.26	3.75	35.46	100	111	Average
3 @	2412.0	103.89			105.31	30.27	3.77	35.46	100	0	Peak
4 @	2412.0	93.97			95.39	30.27	3.77	35.46	100	111	Average
5	2484.0	49.43	-24.57	74.00	50.79	30.29	3.86	35.51	100	0	Peak
6	2484.0	38.63	-15.37	54.00	39.99	30.29	3.86	35.51	100	111	Average
7	2618.0	55.39	-18.61	74.00	56.80	30.14	3.98	35.52	100	0	Peak
8	2618.0	38.37	-15.63	54.00	39.78	30.14	3.98	35.52	100	111	Average

Remark: #3 and #4 Fundamental Signal

Data: 4 File: D:\Project\2007Q1\亞旭\710208\529\Part15C\WLAN\11g Tx_Ch01.EMI (18) Date: 2007-01-06
 Level (dBuV/m)

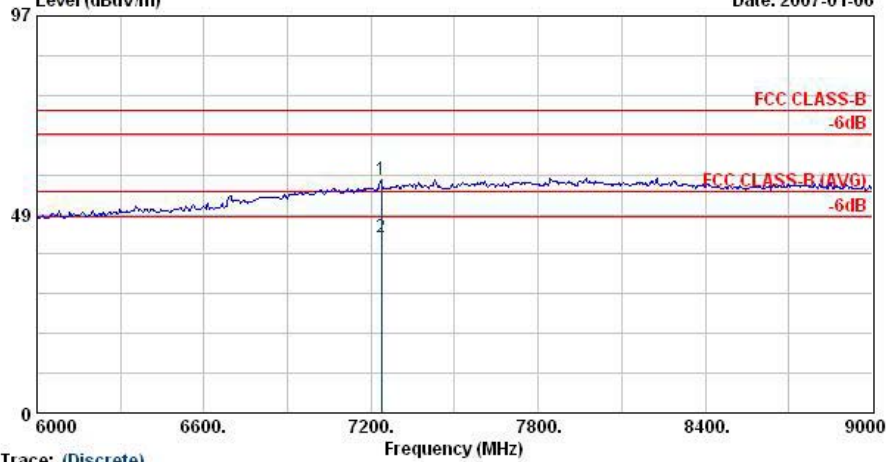


Trace: (Discrete)

Site : 08CHD6-HY
 Condition : HP-ANT-060410 HORIZONTAL
 EUT : PDA with GPRS/EDGE+WLAN 11g+BT
 Power : 120Vac/60Hz
 Model : FR 710210
 Memo : 11g Tx_Ch01;2412MHz
 Plane : E2
 Data Rate : 6



Data: 5 File: D:\Project\2007Q1\亞旭\710208\529\Part15C\WLAN11g Tx_Ch01.EMI (18) Date: 2007-01-06

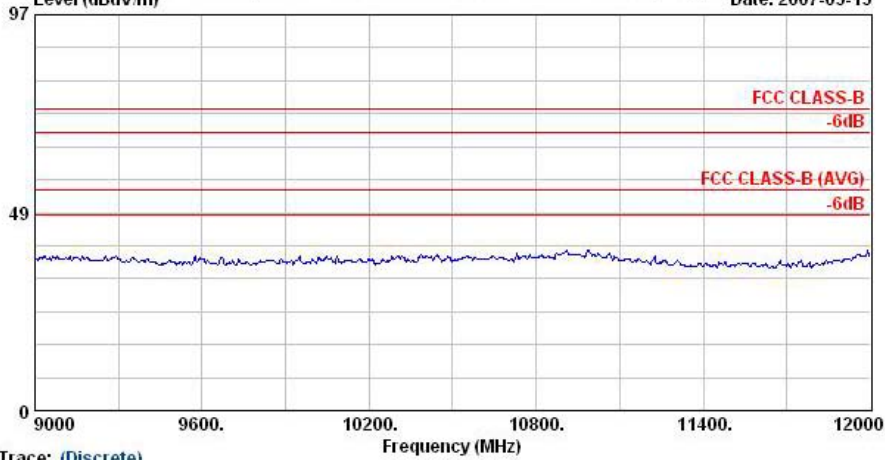


Trace: (Discrete)

Site : 03CH06-HY
 Condition : HF-ANT-060410 HORIZONTAL
 EUT : PDA with GPRS/EDGE+WLAN 11g+BT
 Power : 120Vac/60Hz
 Model : FR 710210
 Memo : 11g Tx_Ch01;2412MHz
 Plane : E2
 Data Rate : 6

	Freq	Level	Over	Limit	Read	Antenna	Cable	Preamp	Ant	Table	
	MHz	dBuV/m	dB	dBuV/m	dBuV	dB/m	dB	dB	cm	deg	Remark
1	7236.0	56.87	-17.13	74.00	46.68	38.33	7.78	35.92	100	0	Peak
2	7236.0	42.98	-11.02	54.00	32.79	38.33	7.78	35.92	100	210	Average

Data: 6 File: D:\Project\2007Q1\亞旭\710208\529\Part15C\WLAN11g Tx_Ch01.EMI (18) Date: 2007-05-15

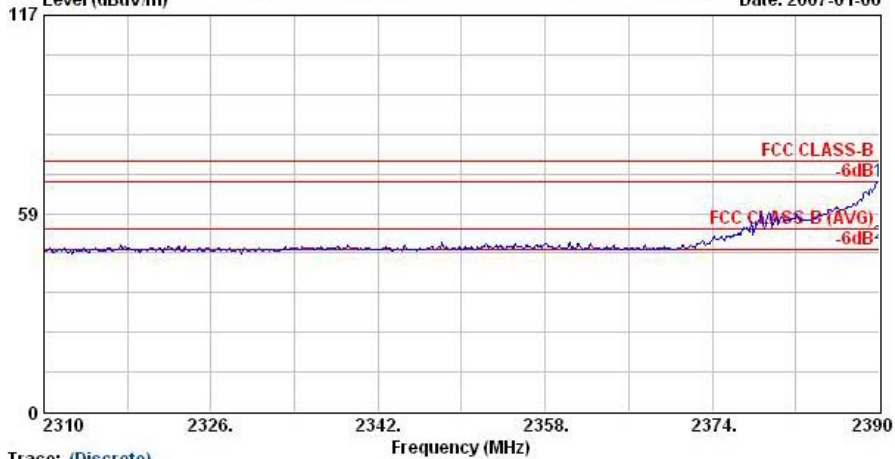


Trace: (Discrete)

Site : 03CH06-HY
 Condition : HF-ANT(8-18)-060918 HORIZONTAL
 EUT : PDA with GPRS/EDGE+WLAN 11g+BT
 Power : 120Vac/60Hz
 Model : FR 710208
 Memo : 11g Tx_Ch01;2412MHz
 Plane : E2
 Data Rate : 6



Data: 17 File: D:\Project\2007Q1\亞旭\710208\529\Part15C\MLAN\11g Tx_Ch01.EMI (18) Date: 2007-01-06
 Level (dBuV/m)



Trace: (Discrete)

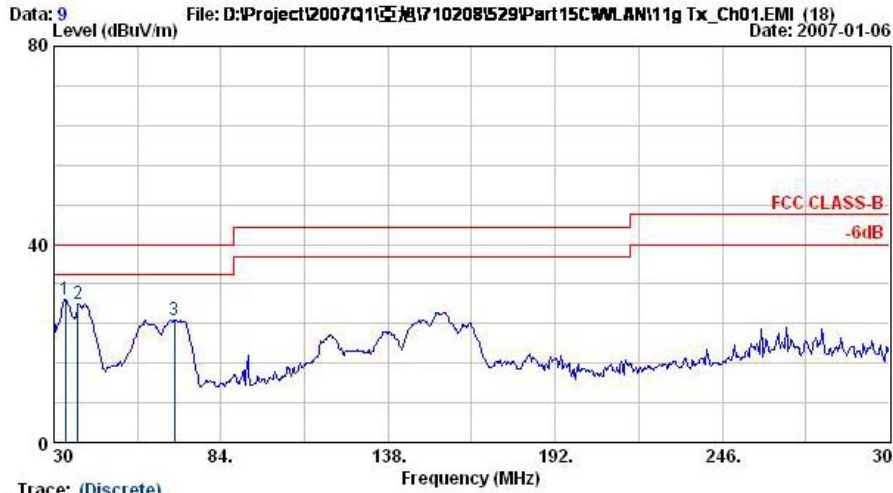
Site : 03CH06-HY
 Condition : HP-ANT-060410 HORIZONTAL
 EUT : FDA with GPRS/EDGE+WLAN 11g+BT
 Power : 120Vac/60Hz
 Model : FR 710210
 Memo : 11g Tx_CN01;2412MHz
 Plane : E2
 Data Rate : 6

	Freq	Level	Over Limit	Limit Line	Read Level	Antenna Factor	Cable Loss	Preamp Factor	Ant Pos	Table Pos	Remark
	MHz	dBuV/m	dB	dBuV/m	dBuV	dB/m	dB	dB	cm	deg	
1	2390.0	67.90	-6.10	74.00	69.35	30.26	3.75	35.46	100	0	Peak
2 @	2390.0	49.45	-4.55	54.00	50.90	30.26	3.75	35.46	100	111	Average



- Polarization : Vertical

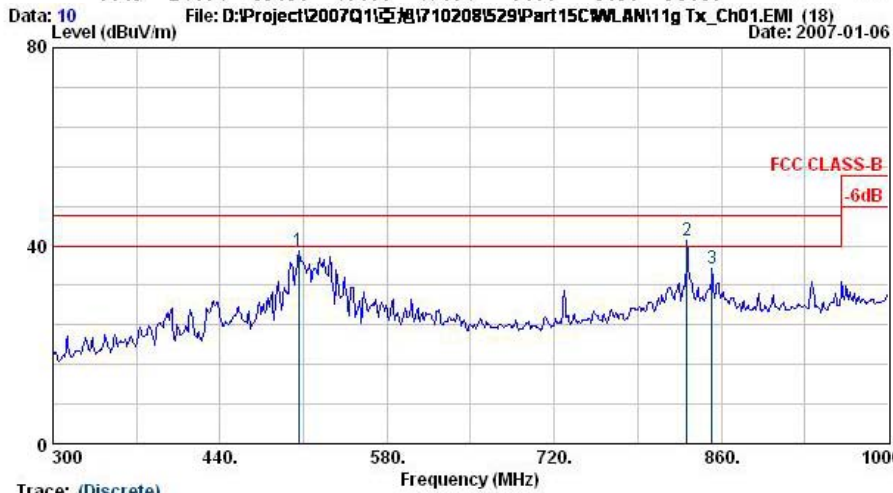
The test that passed at minimum margin was marked by the frame in the following table.



Trace: (Discrete)

Site : 08CH06-HY
 Condition : LF-ANT(951121) VERTICAL
 EUT : PDA with GPRS/EDGE+WLAN 11g+BT
 Power : 120Vac/60Hz
 Model : FR 710210
 Memo : 11g Tx_Ch01;2412MHz
 Plane : E2
 Data Rate : 6

	Freq	Level	Over	Limit	ReadAntenna	Cable	Preamp	Ant	Table	Remark	
	MHz	dBuV/m	dB	dBuV/m	dBuV	dB/m	dB	dB	cm	deg	
1	33.8	28.97	-11.03	40.00	42.59	16.84	0.87	31.32	---	---	Peak
2	37.8	28.09	-11.91	40.00	43.87	14.56	0.90	31.24	---	---	Peak
3	68.9	24.64	-15.36	40.00	47.64	6.86	1.30	31.16	---	---	Peak



Trace: (Discrete)

Site : 08CH06-HY
 Condition : LF-ANT(951121) VERTICAL
 EUT : PDA with GPRS/EDGE+WLAN 11g+BT
 Power : 120Vac/60Hz
 Model : FR 710210
 Memo : 11g Tx_Ch01;2412MHz
 Plane : E2
 Data Rate : 6

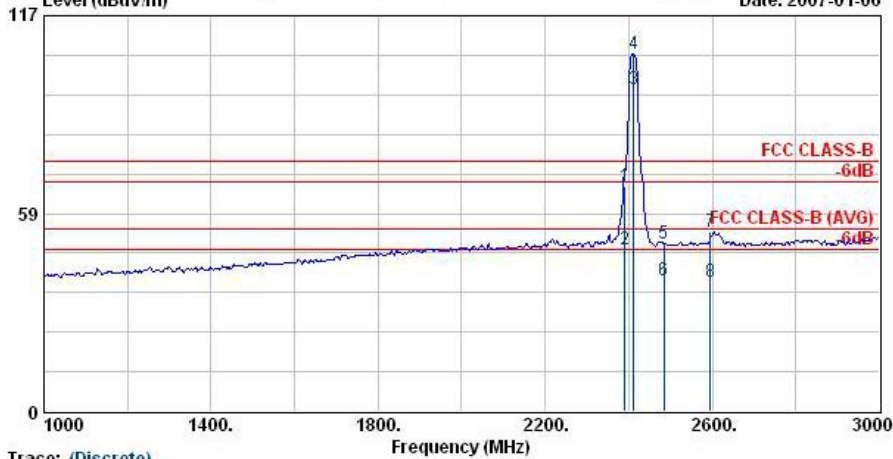
	Freq	Level	Over	Limit	ReadAntenna	Cable	Preamp	Ant	Table	Remark	
	MHz	dBuV/m	dB	dBuV/m	dBuV	dB/m	dB	dB	cm	deg	
1	505.8	39.06	-6.94	46.00	48.81	17.49	3.54	30.78	---	---	Peak
2 @	831.3	41.18	-4.82	46.00	46.95	20.04	4.64	30.45	100	165	Peak
3	852.3	35.36	-10.64	46.00	40.93	20.19	4.66	30.43	---	---	Peak



FCC/IC TEST REPORT

Report No. : FR710210-01

Data: 11 File: D:\Project\2007Q1\亞旭\710208\529\Part15C\WLAN\11g Tx_Ch01.EMI (18) Date: 2007-01-06
 Level (dBuV/m)



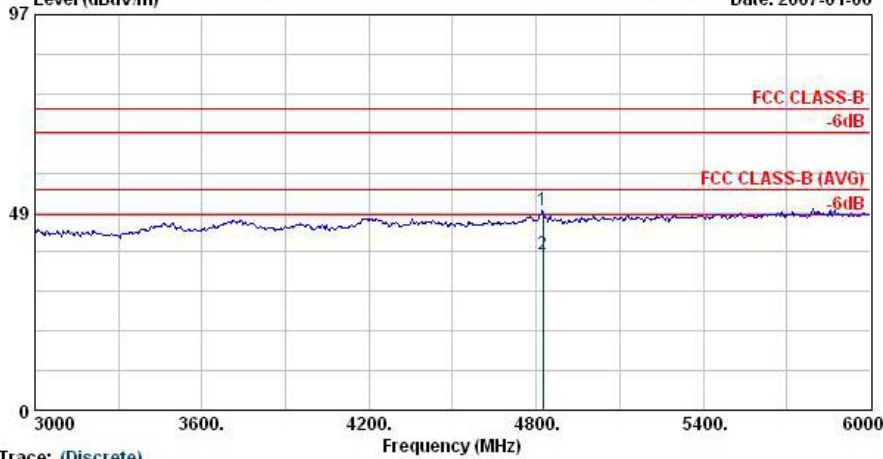
Trace: (Discrete)

Site : 08CH06-HY
 Condition : HF-ANT-060410 VERTICAL
 EUT : PDA with GPRS/EDGE+WLAN 11g+BT
 Power : 120Vac/60Hz
 Model : FR 710210
 Memo : 11g Tx_Ch01_2412MHz
 Plane : E2
 Data Rate : 6

	Freq	Level	Over	Limit	Read	Antenna	Cable	Preamp	Ant	Table	Remark
	MHz	dBuV/m	dB	dBuV/m	dBuV	dB/m	dB	dB	cm	deg	
1	2390.0	66.71	-7.29	74.00	68.16	30.26	3.75	35.46	100	0	Peak
2 !	2390.0	48.06	-5.94	54.00	49.51	30.26	3.75	35.46	100	328	Average
3 @	2412.0	95.37			96.82	30.26	3.75	35.46	100	328	Average
4 @	2412.0	105.59			107.01	30.27	3.77	35.46	100	0	Peak
5	2484.0	49.58	-24.42	74.00	50.94	30.29	3.86	35.51	100	0	Peak
6	2484.0	38.90	-15.10	54.00	40.26	30.29	3.86	35.51	100	328	Average
7	2596.0	53.11	-20.89	74.00	54.51	30.16	3.96	35.52	100	0	Peak
8	2596.0	38.40	-15.60	54.00	39.80	30.16	3.96	35.52	100	328	Average

Remark: #3 and #4 Fundamental Signal

Data: 12 File: D:\Project\2007Q1\亞旭\710208\529\Part15C\WLAN\11g Tx_Ch01.EMI (18) Date: 2007-01-06
 Level (dBuV/m)



Trace: (Discrete)

Site : 08CH06-HY
 Condition : HF-ANT-060410 VERTICAL
 EUT : PDA with GPRS/EDGE+WLAN 11g+BT
 Power : 120Vac/60Hz
 Model : FR 710210
 Memo : 11g Tx_Ch01_2412MHz
 Plane : E2
 Data Rate : 6

	Freq	Level	Over	Limit	Read	Antenna	Cable	Preamp	Ant	Table	Remark
	MHz	dBuV/m	dB	dBuV/m	dBuV	dB/m	dB	dB	cm	deg	
1	4824.0	48.89	-25.11	74.00	46.23	32.94	5.84	36.12	100	0	Peak
2	4824.0	38.24	-15.76	54.00	35.57	32.94	5.84	36.12	100	180	Average

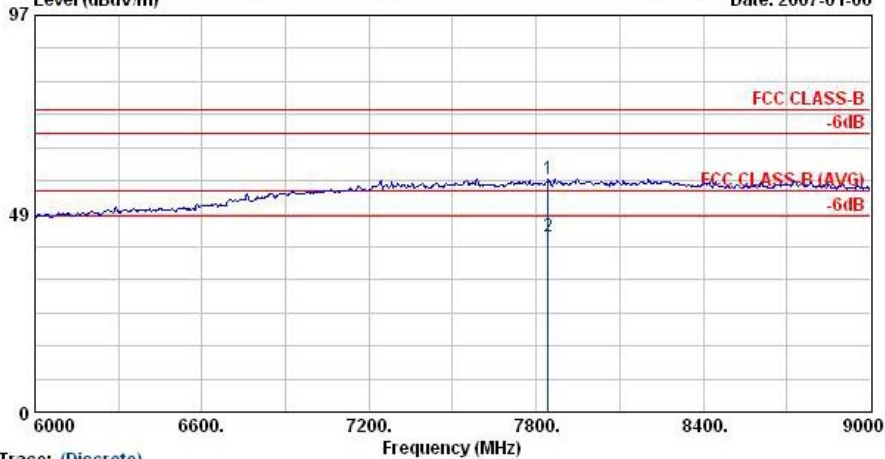
SPORTON International Inc.

TEL : 886-2-2696-2468
 FAX : 886-2-2696-2255
 FCC ID : GM37527RA2041
 IC ID : 2739D-BGRADA

Page No. : 117 of 233
 Report Issued Date : May 11, 2007
 Report Version : Rev. 03



Data: 13 File: D:\Project\2007Q1\5月17日\710208\529\Part15C\WLAN\11g Tx_Ch01.EMI (18) Date: 2007-01-06

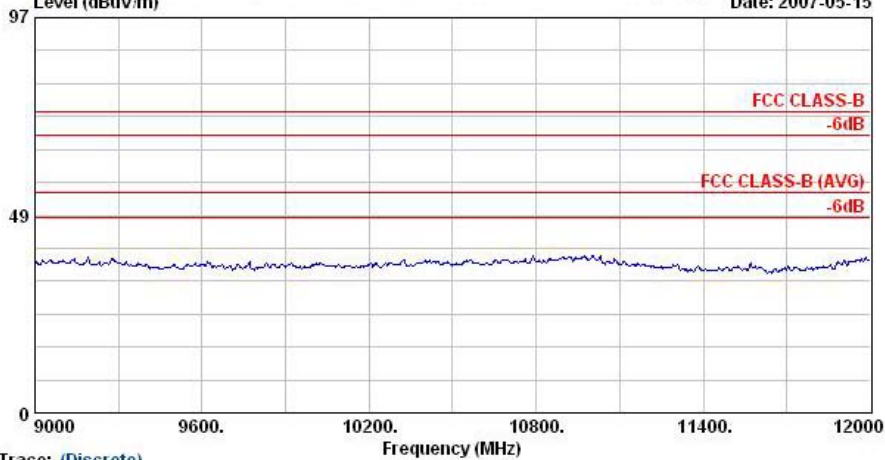


Trace: (Discrete)

Site : 03CH06-RY
 Condition : HF-ANT-060410 VERTICAL
 EUT : PDA with GPRS/EDGE+WLAN 11g+BT
 Power : 120Vac/60Hz
 Model : FR 710210
 Memo : 11g Tx_Ch01;2412MHz
 Plane : E2
 Data Rate : 6

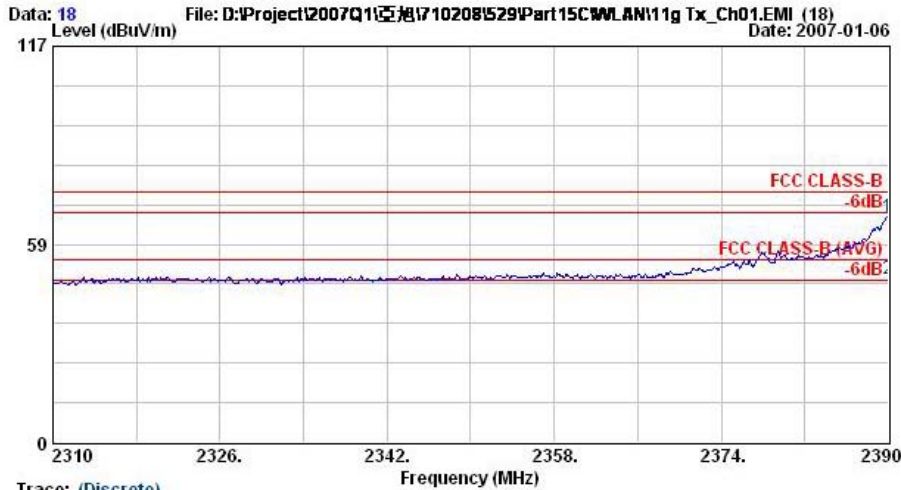
	Freq	Level	Over Limit	Limit Line	Read Level	Antenna Factor	Cable Loss	Preamp Factor	Ant Pos	Table Pos	Remark
	MHz	dBuV/m	dB	dBuV/m	dBuV	dB/m	dB	dB	cm	deg	
1 @	7842.00	56.93	-17.07	74.00	45.75	39.37	7.73	35.91	100	0	Peak
2 @	7842.00	42.94	-11.06	54.00	31.75	39.37	7.73	35.91	100	163	Average

Data: 14 File: D:\Project\2007Q1\5月17日\710208\529\Part15C\WLAN\11g Tx_Ch01.EMI (18) Date: 2007-05-15



Trace: (Discrete)

Site : 03CH06-RY
 Condition : HF-ANT(6-18)-060018 VERTICAL
 EUT : PDA with GPRS/EDGE+WLAN 11g+BT
 Power : 120Vac/60Hz
 Model : FR 710208
 Memo : 11g Tx_Ch01;2412MHz
 Plane : E2
 Data Rate : 6



Trace: (Discrete)
 Site : 03CH06-HY
 Condition : HP-ANT-060410 VERTICAL
 EUT : FDA with GPRS/EDGE+WLAN 11g+BT
 Power : 120Vac/60Hz
 Model : FR 710210
 Memo : 11g Tx_Ch01;2412MHz
 Plane : E2
 Data Rate : 6

	Freq	Level	Over Limit	Limit Line	Read Level	Antenna Factor	Cable Loss	Preamp Factor	Ant Pos	Table Pos	Remark
	MHz	dBuV/m	dB	dBuV/m	dBuV	dB/m	dB	dB	cm	deg	
1	2390.0	66.71	-7.29	74.00	68.16	30.26	3.75	35.46	100	0	Peak
2 @	2390.0	48.06	-5.94	54.00	49.51	30.26	3.75	35.46	100	328	Average

Remark: There is no more obvious spurious emission except the listings above.



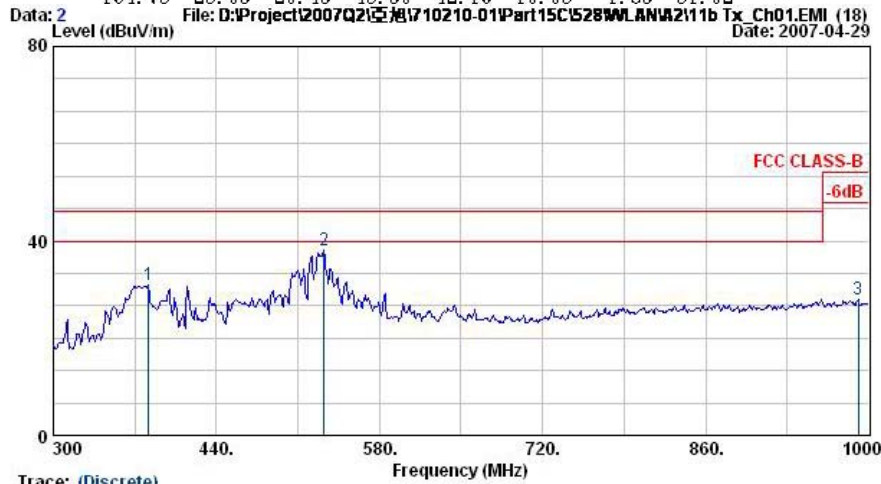
- Test Mode : Mode 9
- Polarization : Horizontal

The test that passed at minimum margin was marked by the frame in the following table.



Trace: (Discrete)
 Site : 03CH06-HY
 Condition : LF-ANT(951121) HORIZONTAL
 EUT : PDA
 Power : 120Vac/60Hz
 Model : FR 710210-01
 Memo : 11b Tx_Ch01;2412MHz
 Plane : E2
 Data Rate : 11
 Scanner : A2

	Freq	Level	Over Limit	Limit Line	ReadAntenna Level	Antenna Factor	Cable Loss	Preamp Factor	Ant Pos	Table Pos	Remark
	MHz	dBuV/m	dB	dBuV/m	dBuV	dB/m	dB	dB	cm	deg	
1	30.27	21.06	-18.94	40.00	32.02	19.66	0.84	31.46	---	---	Peak
2	154.74	22.24	-21.26	43.50	41.18	10.27	1.85	31.05	---	---	Peak
3	164.73	23.05	-20.45	43.50	42.19	10.03	1.85	31.02	---	---	Peak



Trace: (Discrete)
 Site : 03CH06-HY
 Condition : LF-ANT(951121) HORIZONTAL
 EUT : PDA
 Power : 120Vac/60Hz
 Model : FR 710210-01
 Memo : 11b Tx_Ch01;2412MHz
 Plane : E2
 Data Rate : 11
 Scanner : A2

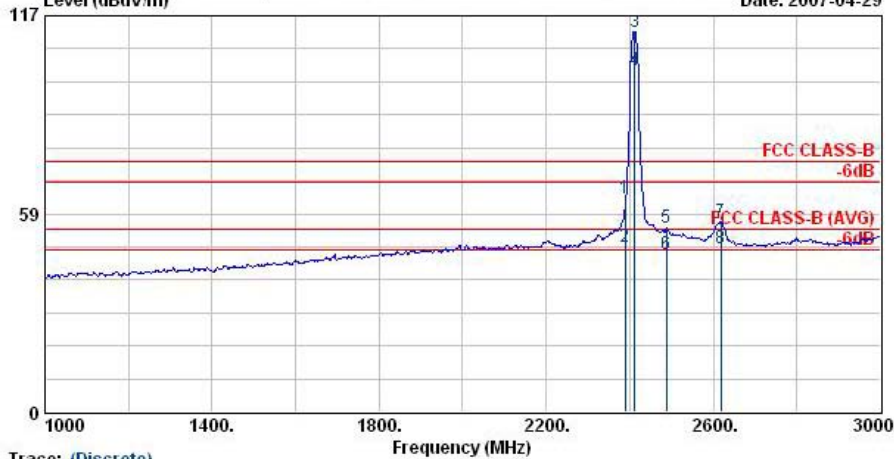
	Freq	Level	Over Limit	Limit Line	ReadAntenna Level	Antenna Factor	Cable Loss	Preamp Factor	Ant Pos	Table Pos	Remark
	MHz	dBuV/m	dB	dBuV/m	dBuV	dB/m	dB	dB	cm	deg	
1	381.90	31.06	-14.94	46.00	43.59	15.31	3.03	30.88	---	---	Peak
2 @	532.40	38.18	-7.82	46.00	47.52	17.76	3.65	30.75	100	207	Peak
3	990.90	28.10	-25.90	54.00	32.08	21.18	5.11	30.27	---	---	Peak



FCC/IC TEST REPORT

Report No. : FR710210-01

Data: 3 File: D:\Project\2007Q2\IC\710210-01\Part15C\528\MLAN\211b Tx_Ch01.EMI (18) Date: 2007-04-29



Trace: (Discrete)

Site : 03CH06-HY
 Condition : RF-ANT-060410 HORIZONTAL
 EUT : PDA
 Power : 120Vac/60Hz
 Model : FR 710210-01
 Memo : 11b Tx_Ch01;2412MHz
 Plane : E2
 Data Rate : 11
 Scanner : A2

	Freq	Level	Over	Limit	ReadAntenna	Cable	Preamp	Ant	Table	Remark
	MHz	dBuV/m	dB	dBuV/m	dBuV	dB/m	dB	dB	cm	deg
1 @	2389.52	62.96	-11.04	74.00	64.41	30.26	3.75	35.46	100	0 Peak
2 @	2389.52	48.57	-5.43	54.00	50.00	30.26	3.75	35.44	125	280 Average
3 @	2412.00	112.26			113.68	30.27	3.77	35.46	100	0 Peak
4 @	2412.00	100.98			102.40	30.27	3.77	35.46	125	280 Average
5	2488.00	54.44	-19.56	74.00	55.79	30.30	3.86	35.51	100	0 Peak
6 @	2488.00	46.56	-7.44	54.00	47.91	30.30	3.86	35.51	125	280 Average
7	2618.00	56.19	-17.81	74.00	57.60	30.14	3.98	35.52	100	0 Peak
8 @	2618.00	48.14	-5.86	54.00	49.55	30.14	3.98	35.52	113	304 Average

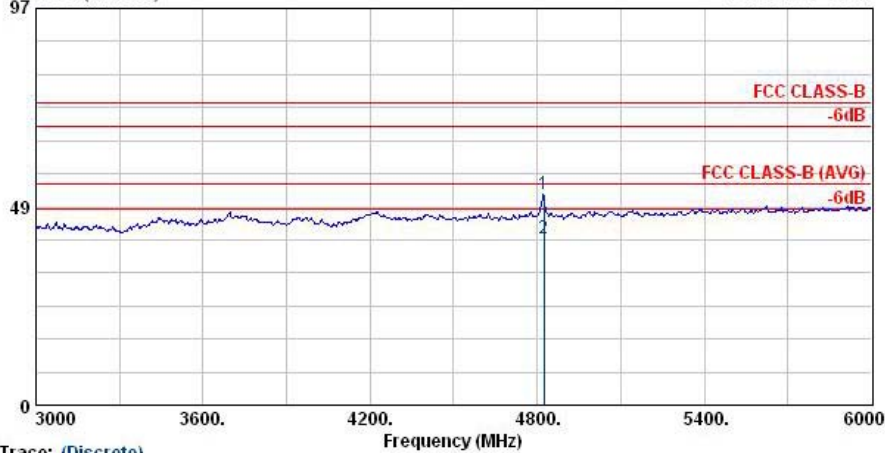
Remark: #3 and #4 Fundamental Signal



FCC/IC TEST REPORT

Report No. : FR710210-01

Data: 4 File: D:\Project\2007Q2\571710210-01\Part15C\528WLAN\A2\11b Tx_Ch01.EMI (18) Date: 2007-04-29

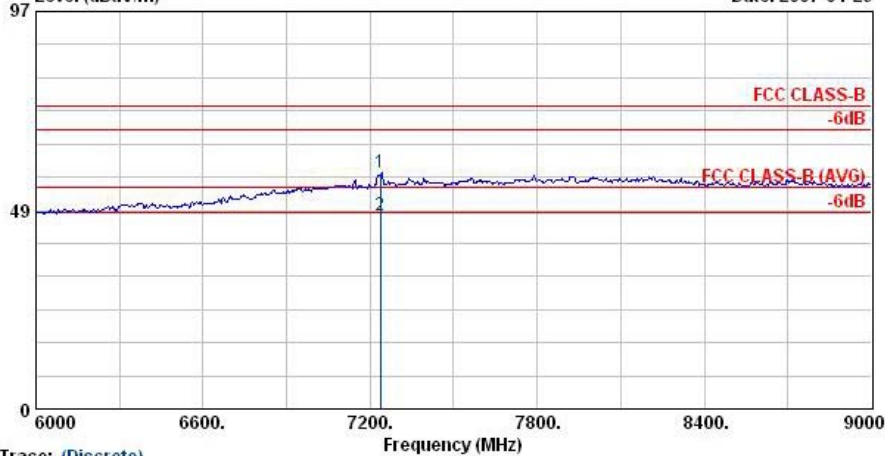


Trace: (Discrete)

Site : 03CH06-HY
 Condition : HF-ANT-060410 HORIZONTAL
 EUT : PDA
 Power : 120Vac/60Hz
 Model : FR 710210-01
 Memo : 11b Tx_Ch01;2412MHz
 Plane : E2
 Data Rate : 11
 Scanner : A2

	Freq	Level	Over	Limit	ReadAntenna	Cable	Preamp	Ant	Table	Remark
	MHz	dBuV/m	dB	dBuV/m	dBuV	dB/m	dB	dB	cm	deg
1	4824.00	51.58	-22.42	74.00	48.92	32.94	5.84	36.12	100	0 Peak
2	4824.00	40.73	-13.27	54.00	38.06	32.94	5.84	36.12	100	104 Average

Data: 5 File: D:\Project\2007Q2\571710210-01\Part15C\528WLAN\A2\11b Tx_Ch01.EMI (18) Date: 2007-04-29



Trace: (Discrete)

Site : 03CH06-HY
 Condition : HF-ANT-060410 HORIZONTAL
 EUT : PDA
 Power : 120Vac/60Hz
 Model : FR 710210-01
 Memo : 11b Tx_Ch01;2412MHz
 Plane : E2
 Data Rate : 11
 Scanner : A2

	Freq	Level	Over	Limit	ReadAntenna	Cable	Preamp	Ant	Table	Remark
	MHz	dBuV/m	dB	dBuV/m	dBuV	dB/m	dB	dB	cm	deg
1	7236.00	57.81	-16.19	74.00	47.62	38.33	7.78	35.92	100	0 Peak
2 @	7236.00	47.36	-6.64	54.00	37.17	38.33	7.78	35.92	100	285 Average