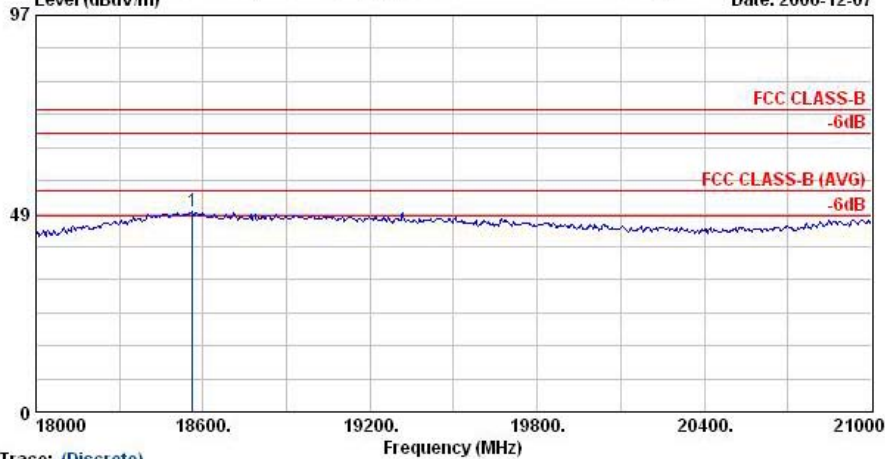




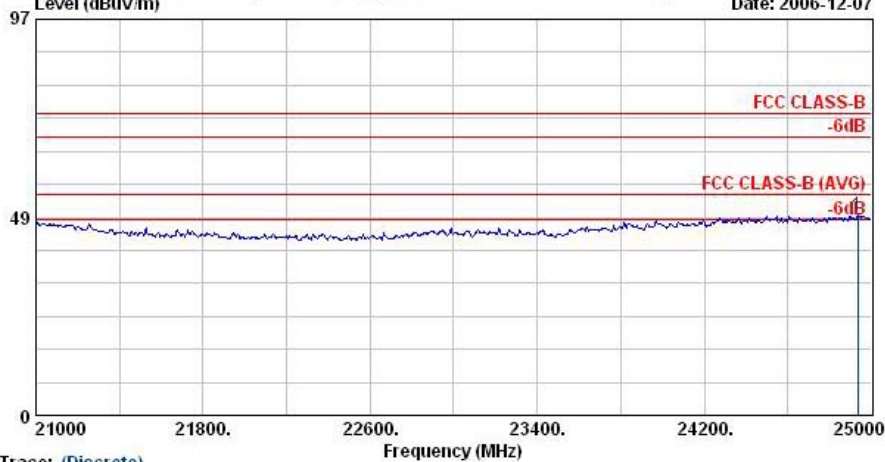
Data: 19 File: D:\Project\2007Q1\1528152815C\WLAN\11b Tx_Ch06.EMI (20) Date: 2006-12-07



Trace: (Discrete)
 Site : 03CH06-RV
 Condition : SHF-EHF HORN VERTICAL
 EUT : PDA with GPRS/EDGE+WLAN 11g+BT
 Power : 120Vac/60Hz
 Model : FR 710210
 Memo : 11b Tx_Ch06; 2437MHz
 Plane : E2
 Data Rate : 11

	Freq	Level	Over Limit	Limit Line	Read Level	Antenna Factor	Cable Loss	Preamp Factor	Ant Pos	Table Pos	Remark
	MHz	dBuV/m	dB	dBuV/m	dBuV	dB/m	dB	dB	cm	deg	
1	18561.00	48.93	-25.07	74.00	44.47	21.19	19.17	35.90	---	---	Peak

Data: 20 File: D:\Project\2007Q1\1528152815C\WLAN\11b Tx_Ch06.EMI (20) Date: 2006-12-07



Trace: (Discrete)
 Site : 03CH06-RV
 Condition : SHF-EHF HORN VERTICAL
 EUT : PDA with GPRS/EDGE+WLAN 11g+BT
 Power : 120Vac/60Hz
 Model : FR 710210
 Memo : 11b Tx_Ch06; 2437MHz
 Plane : E2
 Data Rate : 11

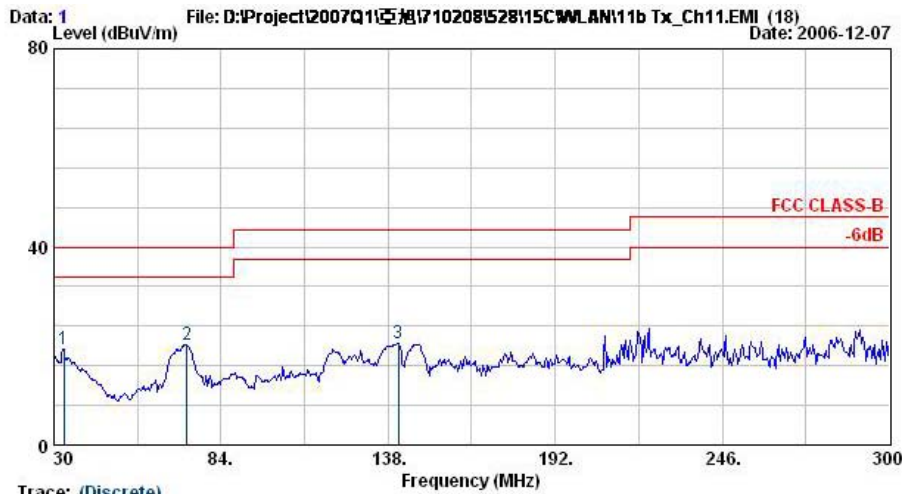
	Freq	Level	Over Limit	Limit Line	Read Level	Antenna Factor	Cable Loss	Preamp Factor	Ant Pos	Table Pos	Remark
	MHz	dBuV/m	dB	dBuV/m	dBuV	dB/m	dB	dB	cm	deg	
1 @	24936.00	49.03	-24.97	74.00	47.09	21.83	18.64	38.53	---	---	Peak

Remark: There is no more obvious spurious emission except the listings above.



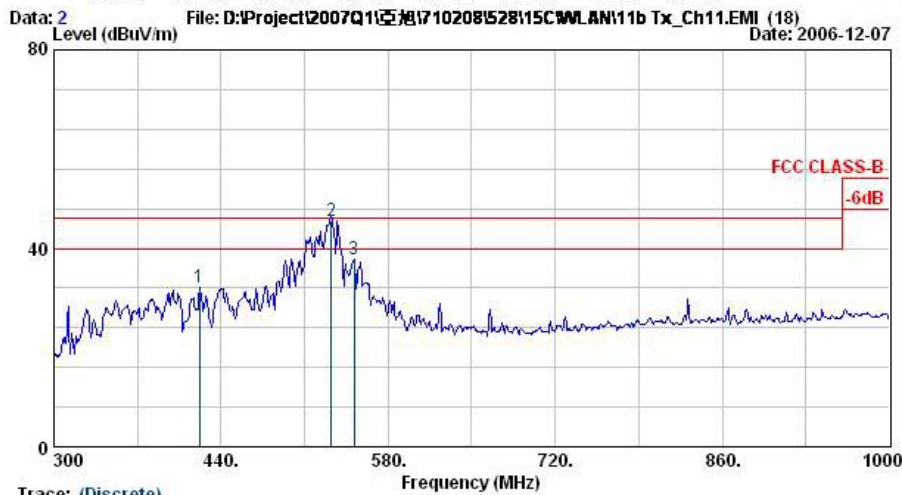
- Test Mode : Mode 3
- Polarization : Horizontal

The test that passed at minimum margin was marked by the frame in the following table.



Trace: (Discrete)
 Site : 08CH06-HY
 Condition : BI-LOG-2004-1122 HORIZONTAL
 EUT : PDA with GPRS/EDGE+WLAN 11g+BT
 Power : 120Vac/60Hz
 Model : FR 710210
 Memo : 11b Tx_Ch11;2462MHz
 Plane : E2
 Data Rate : 11

	Freq	Level	Over	Limit	ReadAntenna	Cable	Preamp	Ant	Table	Remark	
	MHz	dBuV/m	dB	dBuV/m	dBuV	dB/m	dB	dB	cm	deg	
1	33.2	19.42	-20.58	40.00	32.18	17.73	0.86	31.36	---	---	Peak
2 @	72.9	20.22	-19.78	40.00	43.58	6.48	1.32	31.16	---	---	Peak
3	141.2	20.45	-23.05	43.50	39.12	10.62	1.76	31.04	---	---	Peak

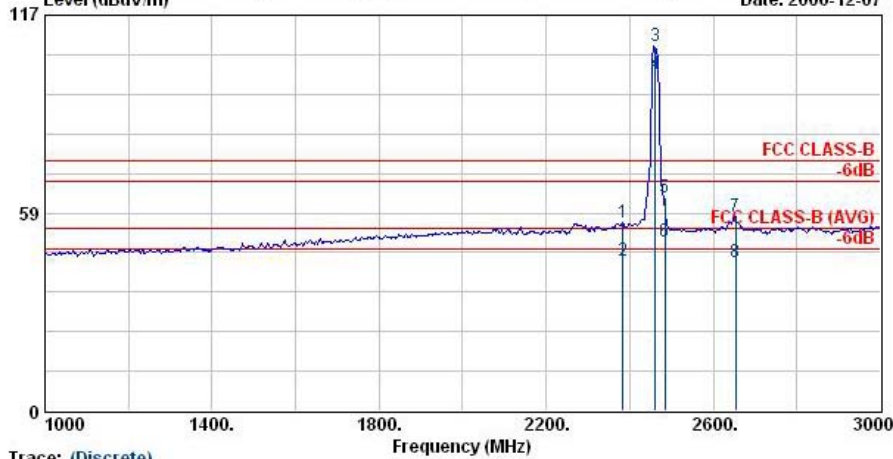


Trace: (Discrete)
 Site : 08CH06-HY
 Condition : LF-ANT(951121) HORIZONTAL
 EUT : PDA with GPRS/EDGE+WLAN 11g+BT
 Power : 120Vac/60Hz
 Model : FR 710210
 Memo : 11b Tx_Ch11;2462MHz
 Plane : E2
 Data Rate : 11

	Freq	Level	Over	Limit	ReadAntenna	Cable	Preamp	Ant	Table	Remark	
	MHz	dBuV/m	dB	dBuV/m	dBuV	dB/m	dB	dB	cm	deg	
1 @	421.8	32.17	-13.83	46.00	43.64	16.13	3.24	30.84	---	---	Peak
2 @	532.4	45.54	-0.46	46.00	54.87	17.76	3.65	30.75	179	157	QP
3 @	551.3	37.82	-8.18	46.00	46.86	17.96	3.73	30.73	---	---	Peak



Data: 3 File: D:\Project\2007Q1\5281528152815C\WLAN11b Tx_Ch11.EMI (18) Date: 2006-12-07



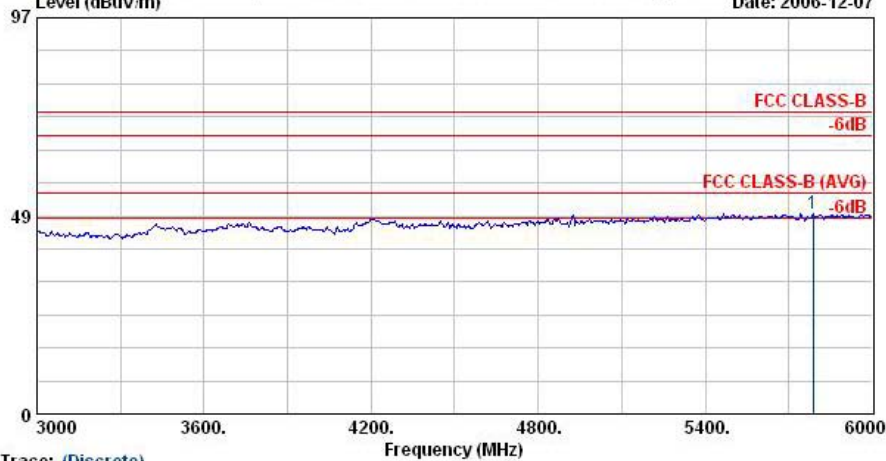
Trace: (Discrete)

Site : 03CH06-HY
 Condition : HF-ANT-060410 HORIZONTAL
 EUT : PDA with GPRS/EDGE+WLAN 11g+BT
 Power : 120Vac/60Hz
 Model : FR 710210
 Memo : 11b Tx_Ch11;2462MHz
 Plane : E2
 Data Rate : 11

	Freq	Level	Over	Limit	Read	Antenna	Cable	Preamp	Ant	Table	Remark
	MHz	dBuV/m	dB	dBuV/m	dBuV	dB/m	dB	dB	cm	deg	
1 @	2384.0	55.59	-18.41	74.00	57.02	30.25	3.75	35.44	100	0	Peak
2 @	2384.0	44.52	-9.48	54.00	45.96	30.25	3.75	35.44	126	83	Average
3 @	2462.0	107.97			109.34	30.29	3.84	35.49	100	0	Peak
4 @	2462.0	99.63			101.00	30.29	3.84	35.49	126	83	Average
5 @	2484.0	63.07	-10.93	74.00	64.43	30.29	3.86	35.51	100	0	Peak
6 @	2484.0	49.92	-4.08	54.00	51.28	30.29	3.86	35.51	126	83	Average
7 @	2654.0	57.42	-16.58	74.00	58.84	30.09	4.01	35.52	100	0	Peak
8 @	2654.0	43.97	-10.03	54.00	45.39	30.09	4.01	35.52	126	83	Average

Remark: #3 and #4 Fundamental Signal

Data: 4 File: D:\Project\2007Q1\5281528152815C\WLAN11b Tx_Ch11.EMI (18) Date: 2006-12-07



Trace: (Discrete)

Site : 03CH06-HY
 Condition : HF-ANT-060410 HORIZONTAL
 EUT : PDA with GPRS/EDGE+WLAN 11g+BT
 Power : 120Vac/60Hz
 Model : FR 710210
 Memo : 11b Tx_Ch11;2462MHz
 Plane : E2
 Data Rate : 11

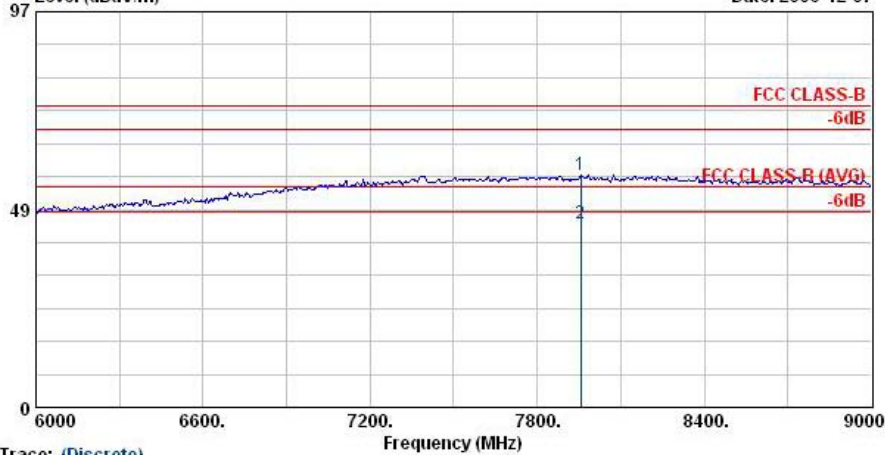
	Freq	Level	Over	Limit	Read	Antenna	Cable	Preamp	Ant	Table	Remark
	MHz	dBuV/m	dB	dBuV/m	dBuV	dB/m	dB	dB	cm	deg	
1	5787.00	49.04	-24.96	74.00	44.05	33.89	6.91	35.81	---	---	Peak



FCC/IC TEST REPORT

Report No. : FR710210-01

Data: 5 File: D:\Project\2007Q1\IC\FR710208\52815C\WLAN\11b Tx_Ch11.EMI (18) Date: 2006-12-07

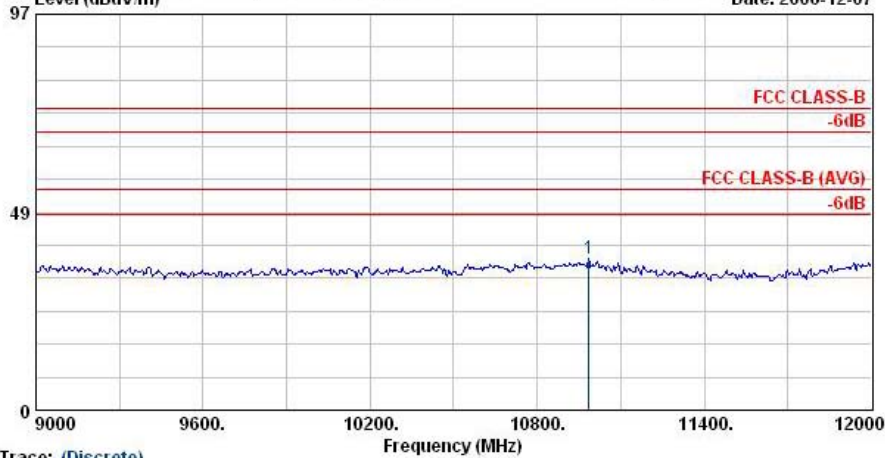


Trace: (Discrete)

Site : 03CH06-HY
 Condition : HF-ANT-060410 HORIZONTAL
 EUT : PDA with GPRS/EDGE+WLAN 11g+BT
 Power : 120Vac/60Hz
 Model : FR 710210
 Memo : 11b Tx_Ch11;2462MHz
 Plane : E2
 Data Rate : 11

	Freq	Level	Over Limit	Limit Line	Read Level	Antenna Factor	Cable Loss	Preamp Factor	Ant Pos	Table Pos	Remark
	MHz	dBuV/m	dB	dBuV/m	dBuV	dB/m	dB	dB	cm	deg	
1	7956.00	56.97	-17.03	74.00	45.52	39.53	7.78	35.86	---	---	Peak
2	7956.00	44.95	-9.05	54.00	33.50	39.53	7.78	35.86	100	110	Average

Data: 6 File: D:\Project\2007Q1\IC\FR710208\52815C\WLAN\11b Tx_Ch11.EMI (18) Date: 2006-12-07



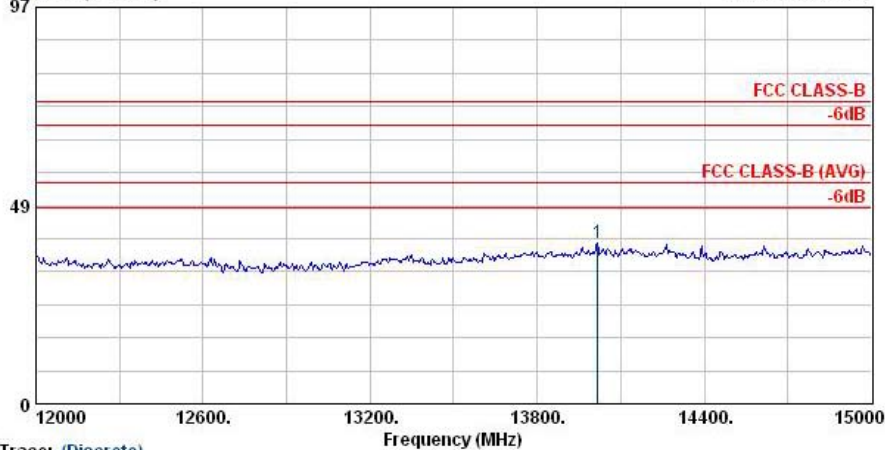
Trace: (Discrete)

Site : 03CH06-HY
 Condition : HF-ANT(6-18)-060918 HORIZONTAL
 EUT : PDA with GPRS/EDGE+WLAN 11g+BT
 Power : 120Vac/60Hz
 Model : FR 710210
 Memo : 11b Tx_Ch11;2462MHz
 Plane : E2
 Data Rate : 11

	Freq	Level	Over Limit	Limit Line	Read Level	Antenna Factor	Cable Loss	Preamp Factor	Ant Pos	Table Pos	Remark
	MHz	dBuV/m	dB	dBuV/m	dBuV	dB/m	dB	dB	cm	deg	
1	10986.00	37.22	-36.78	74.00	71.63	-8.30	9.87	35.98	---	---	Peak



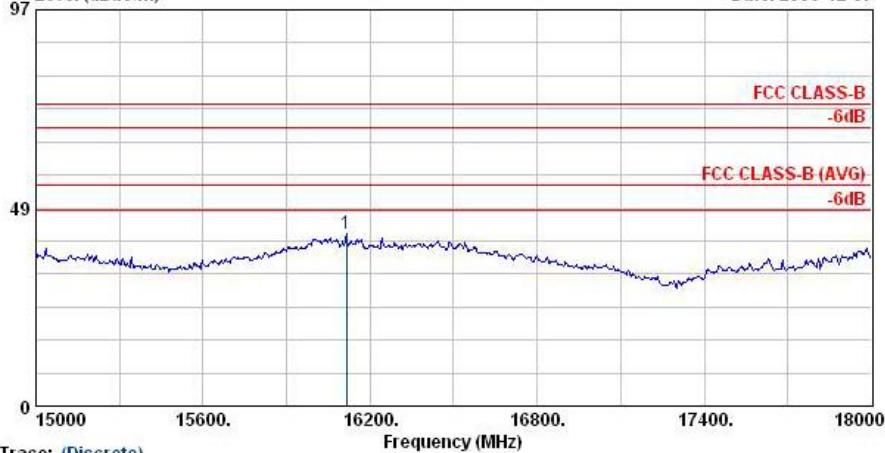
Data: 7 File: D:\Project\2007Q1\Case 710208\528115C\WLAN\11b Tx_Ch11.EMI (18) Date: 2006-12-07



Trace: (Discrete)
 Site : 03CH06-HY
 Condition : HF-ANT(8-18)-060918 HORIZONTAL
 EUT : PDA with GPRS/EDGE+WLAN 11g+BT
 Power : 120Vac/60Hz
 Model : FR 710210
 Memo : 11b Tx_Ch11;2462MHz
 Plane : E2
 Data Rate : 11

	Freq	Level	Over Limit	Limit Line	ReadAntenna Level	Antenna Factor	Cable Loss	Preamp Factor	Ant Pos	Table Pos	Remark
	MHz	dBuV/m	dB	dBuV/m	dBuV	dB/m	dB	dB	cm	deg	
1	14016.00	39.36	-34.64	74.00	68.37	-6.12	11.63	34.53	---	---	Peak

Data: 8 File: D:\Project\2007Q1\Case 710208\528115C\WLAN\11b Tx_Ch11.EMI (18) Date: 2006-12-07

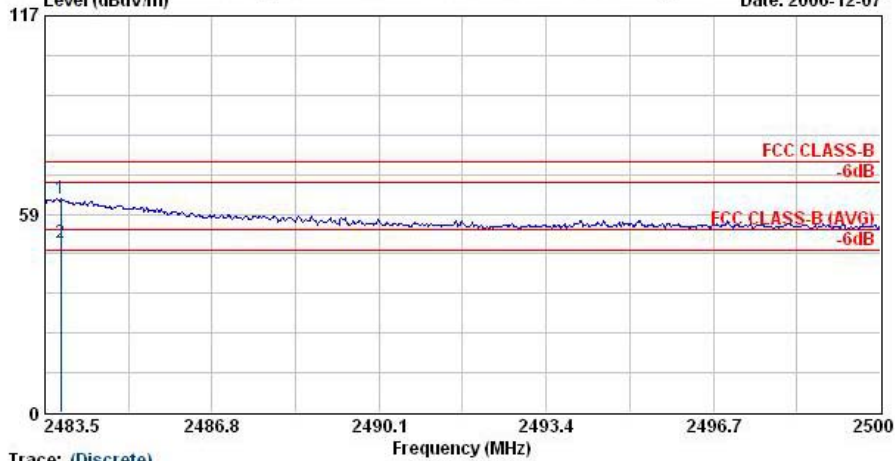


Trace: (Discrete)
 Site : 03CH06-HY
 Condition : HF-ANT(8-18)-060918 HORIZONTAL
 EUT : PDA with GPRS/EDGE+WLAN 11g+BT
 Power : 120Vac/60Hz
 Model : FR 710210
 Memo : 11b Tx_Ch11;2462MHz
 Plane : E2
 Data Rate : 11

	Freq	Level	Over Limit	Limit Line	ReadAntenna Level	Antenna Factor	Cable Loss	Preamp Factor	Ant Pos	Table Pos	Remark
	MHz	dBuV/m	dB	dBuV/m	dBuV	dB/m	dB	dB	cm	deg	
1	16116.00	42.01	-31.99	74.00	70.55	-5.39	11.80	34.94	---	---	Peak



Data: 17 File: D:\Project\2007Q1\5781710208\52815C\WLAN\11b Tx_Ch11.EMI (18) Date: 2006-12-07
 Level (dBuV/m)



Trace: (Discrete)

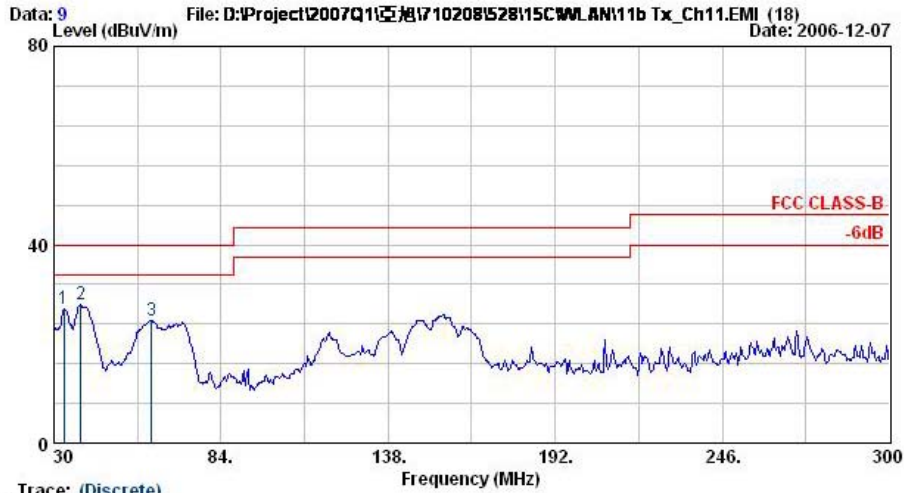
Site : 08CH06-HY
 Condition : HF-ANT-060410 HORIZONTAL
 EUT : PDA with GPRS/EDGE+WLAN 11g+BT
 Power : 120V_{ac}/60Hz
 Model : FR 710210
 Memo : 11b Tx_Ch11;2462MHz
 Plane : E2
 Data Rate : 11

	Freq	Level	Over Limit	Limit Line	Read Level	Antenna Factor	Cable Loss	Preamp Factor	Ant Pos	Table Pos	Remark
	MHz	dBuV/m	dB	dBuV/m	dBuV	dB/m	dB	dB	cm	deg	
1 @	2483.8	63.07	-10.93	74.00	64.43	30.29	3.86	35.51	100	0	Peak
2 @	2483.8	49.92	-4.08	54.00	51.28	30.29	3.86	35.51	126	83	Average



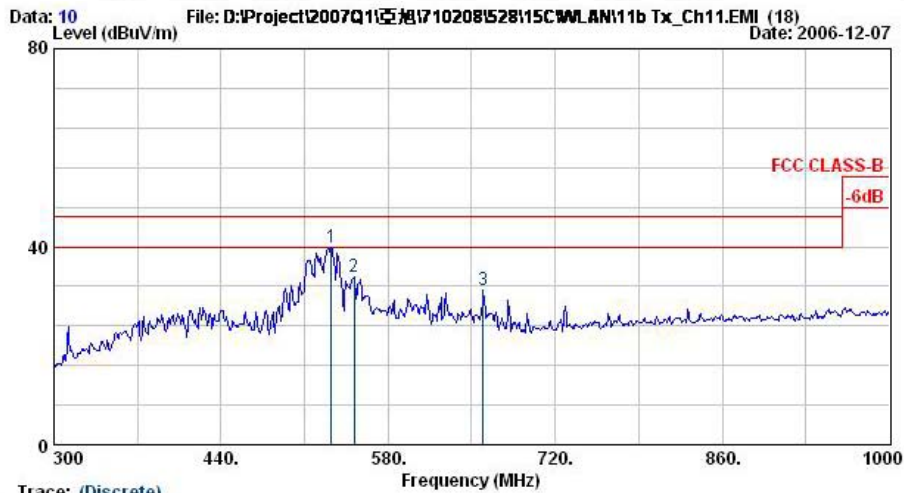
- Polarization : Vertical

The test that passed at minimum margin was marked by the frame in the following table.



Trace: (Discrete)
 Site : 03CH06-HY
 Condition : LF-ANT(951121) VERTICAL
 EUT : PDA with GPRS/EDGE+WLAN 11g+BT
 Power : 120Wac/60Hz
 Model : FR 710210
 Memo : 11b Tx_Ch11;2462MHz
 Plane : E2
 Data Rate : 11

	Freq	Level	Over	Limit	ReadAntenna	Cable	Preamp	Ant	Table	Remark	
	MHz	dBUV/m	dB	dBUV/m	dBuV	dB/m	dB	dB	cm	deg	
1 @	33.2	27.05	-12.95	40.00	40.01	17.54	0.86	31.36	---	---	Peak
2 @	38.6	27.87	-12.13	40.00	44.15	14.03	0.91	31.23	---	---	Peak
3 @	61.6	24.79	-15.21	40.00	48.15	6.67	1.17	31.20	---	---	Peak

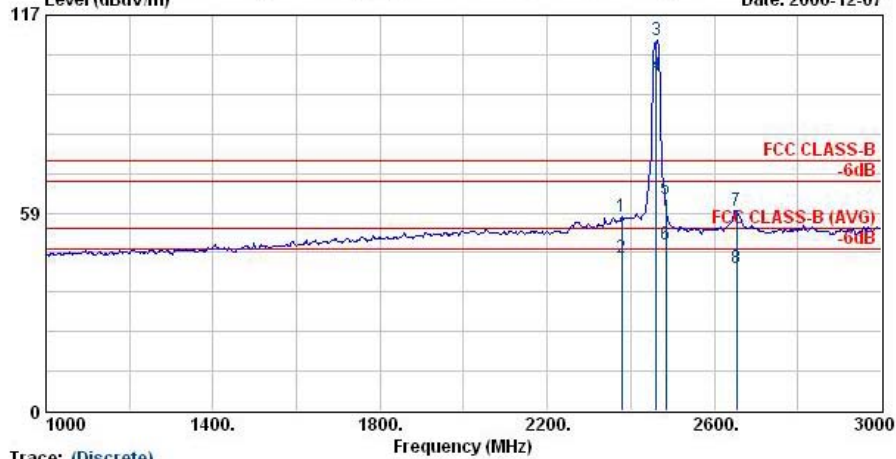


Trace: (Discrete)
 Site : 03CH06-HY
 Condition : LF-ANT(951121) VERTICAL
 EUT : PDA with GPRS/EDGE+WLAN 11g+BT
 Power : 120Wac/60Hz
 Model : FR 710210
 Memo : 11b Tx_Ch11;2462MHz
 Plane : E2
 Data Rate : 11

	Freq	Level	Over	Limit	ReadAntenna	Cable	Preamp	Ant	Table	Remark	
	MHz	dBUV/m	dB	dBUV/m	dBuV	dB/m	dB	dB	cm	deg	
1 @	532.4	39.85	-6.15	46.00	49.18	17.76	3.65	30.75	100	78	Peak
2 @	551.3	33.82	-12.18	46.00	42.86	17.96	3.73	30.73	---	---	Peak
3 @	659.8	31.12	-14.88	46.00	38.90	18.72	4.15	30.64	---	---	Peak



Data: 11 File: D:\Project\2007Q1\200710208152815C\WLAN11b Tx_Ch11.EMI (18) Date: 2006-12-07



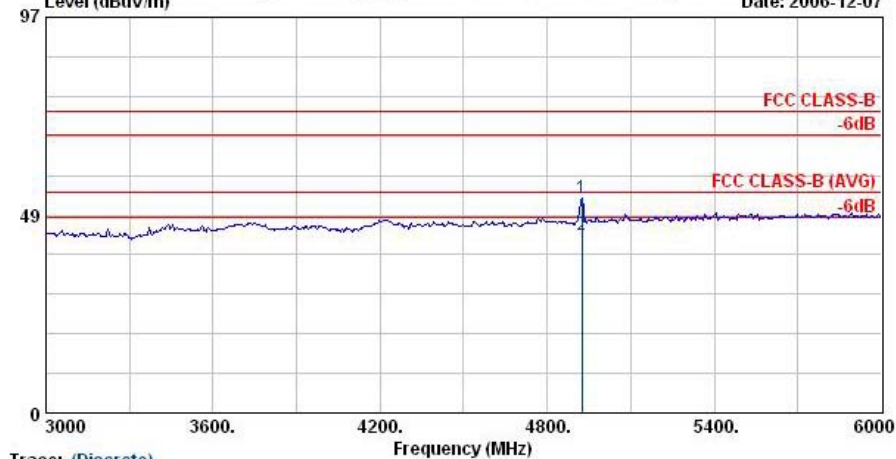
Trace: (Discrete)

Site : 08CH06-HY
 Condition : HF-ANT-060410 VERTICAL
 EUT : PDA with GPRS/EDGE+WLAN 11g+BT
 Power : 120V_{ac}/60Hz
 Model : FR 710210
 Memo : 11b Tx_Ch11;2462MHz
 Plane : E2
 Data Rate : 11

	Freq	Level	Over	Limit	Read	Antenna	Cable	Preamp	Ant	Table	Remark
	MHz	dBuV/m	dB	dBuV/m	dBuV	dB/m	dB	dB	cm	deg	
1 @	2378.0	57.48	-16.52	74.00	58.91	30.25	3.75	35.44	100	0	Peak
2 @	2378.0	45.40	-8.60	54.00	46.84	30.25	3.75	35.44	100	214	Average
3 @	2462.0	109.48			110.85	30.29	3.84	35.49	100	0	Peak
4 @	2462.0	99.13			100.50	30.29	3.84	35.49	100	214	Average
5 @	2484.0	62.72	-11.28	74.00	64.08	30.29	3.86	35.51	100	0	Peak
6 @	2484.0	49.36	-4.64	54.00	50.72	30.29	3.86	35.51	100	214	Average
7 @	2654.0	59.33	-14.67	74.00	60.75	30.09	4.01	35.52	100	0	Peak
8 @	2654.0	42.39	-11.61	54.00	43.81	30.09	4.01	35.52	100	214	Average

Remark: #3 and #4 Fundamental Signal

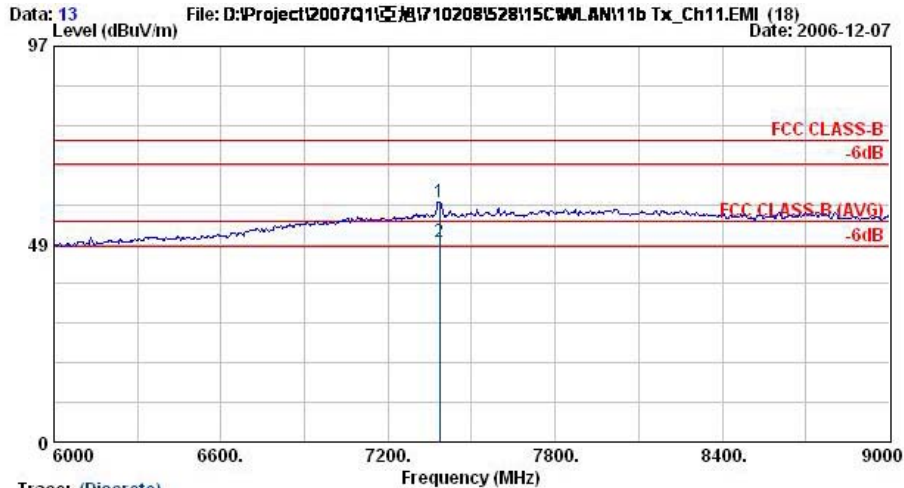
Data: 12 File: D:\Project\2007Q1\200710208152815C\WLAN11b Tx_Ch11.EMI (18) Date: 2006-12-07



Trace: (Discrete)

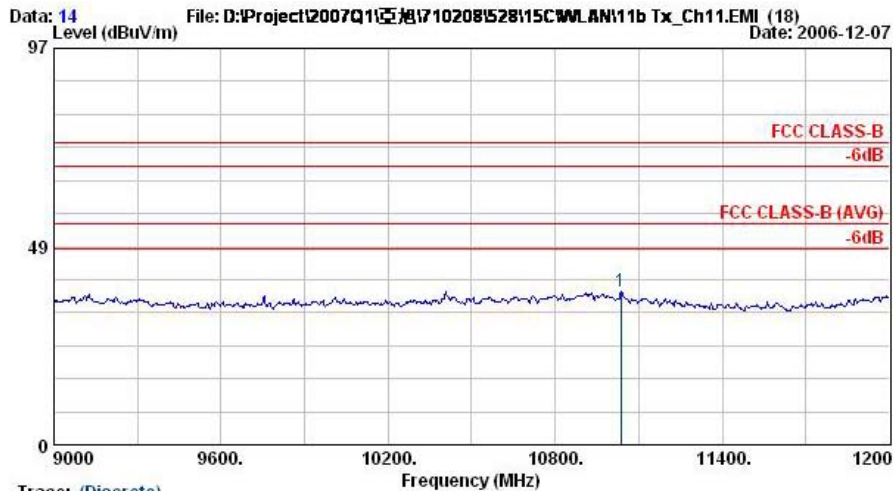
Site : 08CH06-HY
 Condition : HF-ANT-060410 VERTICAL
 EUT : PDA with GPRS/EDGE+WLAN 11g+BT
 Power : 120V_{ac}/60Hz
 Model : FR 710210
 Memo : 11b Tx_Ch11;2462MHz
 Plane : E2
 Data Rate : 11

	Freq	Level	Over	Limit	Read	Antenna	Cable	Preamp	Ant	Table	Remark
	MHz	dBuV/m	dB	dBuV/m	dBuV	dB/m	dB	dB	cm	deg	
1	4924.0	52.74	-21.26	74.00	49.69	33.34	5.92	36.21	100	0	Peak
2 @	4924.0	43.54	-10.46	54.00	40.49	33.34	5.92	36.21	112	284	Average



Trace: (Discrete)
 Site : 03CH06-HY
 Condition : HF-ANT-060410 VERTICAL
 EUT : PDA with GPRS/EDGE+WLAN 11g+BT
 Power : 120Vac/60Hz
 Model : FR 710210
 Memo : 11b Tx_Ch11;2462MHz
 Plane : E2
 Data Rate : 11

	Freq	Level	Over	Limit	Read	Antenna	Cable	Preamp	Ant	Table	Remark
	MHz	dBuV/m	dB	dBuV/m	dBuV	dB/m	dB	dB	cm	deg	
1 @	7386.0	58.86	-15.14	74.00	48.51	38.67	7.68	36.00	100	0	Peak
2 @	7386.0	48.87	-5.13	54.00	38.52	38.67	7.68	36.00	100	333	Average



Trace: (Discrete)
 Site : 03CH06-HY
 Condition : HF-ANT(8-18)-060918 VERTICAL
 EUT : PDA with GPRS/EDGE+WLAN 11g+BT
 Power : 120Vac/60Hz
 Model : FR 710210
 Memo : 11b Tx_Ch11;2462MHz
 Plane : E2
 Data Rate : 11

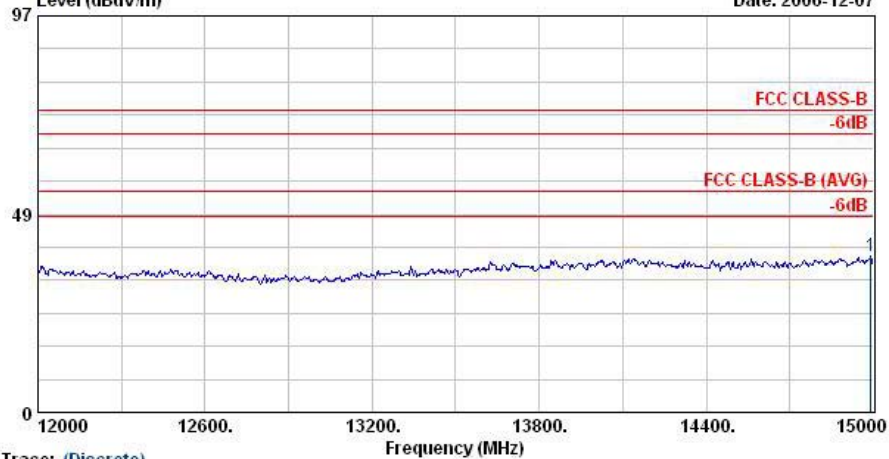
	Freq	Level	Over	Limit	Read	Antenna	Cable	Preamp	Ant	Table	Remark
	MHz	dBuV/m	dB	dBuV/m	dBuV	dB/m	dB	dB	cm	deg	
1	11037.00	37.50	-36.50	74.00	72.18	-8.58	9.90	36.00	---	---	Peak



FCC/IC TEST REPORT

Report No. : FR710210-01

Data: 15 File: D:\Project\2007Q1\亞旭\710208\528\15C\WLAN\11b Tx_Ch11.EMI (18) Date: 2006-12-07
 Level (dBuV/m)

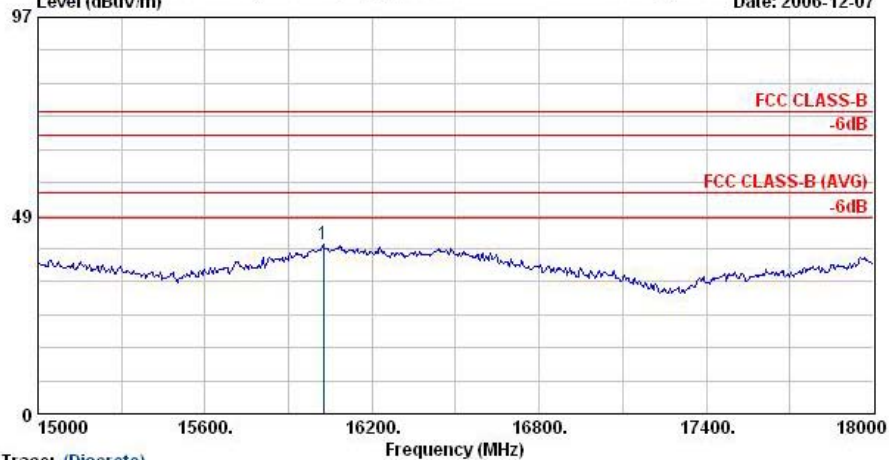


Trace: (Discrete)

Site : 03CH06-HY
 Condition : HF-ANT(8-16)-060018 VERTICAL
 EUT : PDA with GPRS/EDGE+WLAN IIg+BT
 Power : 120Vac/60Hz
 Model : FR 710210
 Memo : 11b Tx_Ch11;2462MHz
 Plane : E2
 Data Rate : 11

	Freq	Level	Over Limit	Limit Line	Read Level	Antenna Factor	Cable Loss	Preamp Factor	Ant Pos	Table Pos	Remark
	MHz	dBuV/m	dB	dBuV/m	dBuV	dB/m	dB	dB	cm	deg	
1	14991.00	38.09	-35.91	74.00	69.06	-6.21	11.27	36.03	---	---	Peak

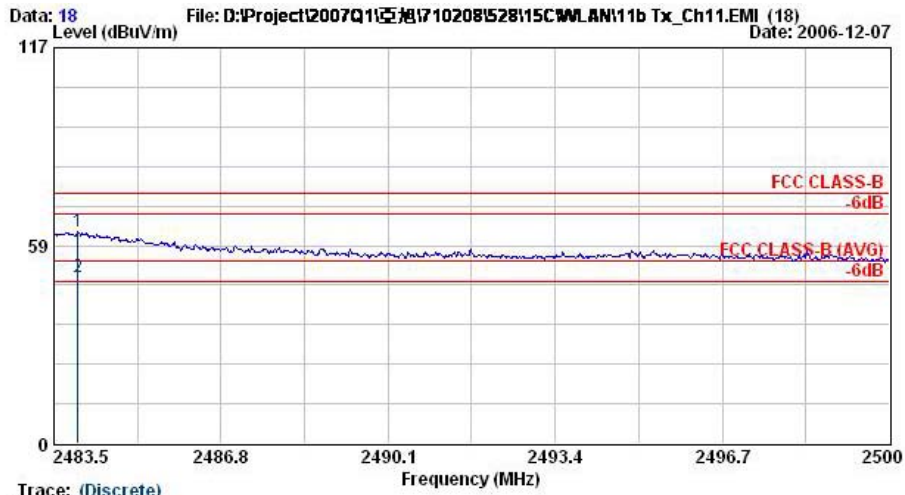
Data: 16 File: D:\Project\2007Q1\亞旭\710208\528\15C\WLAN\11b Tx_Ch11.EMI (18) Date: 2006-12-07
 Level (dBuV/m)



Trace: (Discrete)

Site : 03CH06-HY
 Condition : HF-ANT(8-16)-060018 VERTICAL
 EUT : PDA with GPRS/EDGE+WLAN IIg+BT
 Power : 120Vac/60Hz
 Model : FR 710210
 Memo : 11b Tx_Ch11;2462MHz
 Plane : E2
 Data Rate : 11

	Freq	Level	Over Limit	Limit Line	Read Level	Antenna Factor	Cable Loss	Preamp Factor	Ant Pos	Table Pos	Remark
	MHz	dBuV/m	dB	dBuV/m	dBuV	dB/m	dB	dB	cm	deg	
1	16026.00	41.44	-32.56	74.00	70.06	-4.27	11.78	36.13	---	---	Peak



Trace: (Discrete)
 Site : 08CH06-HY
 Condition : HF-ANT-060410 VERTICAL
 EUT : PDA with GPRS/EDGE+WLAN 11g+BT
 Power : 120Vac/60Hz
 Model : FR 710210
 Memo : 11b Tx_Ch11;2462MHz
 Flsue : E2
 Data Rate : 11

	Freq	Level	Over Limit	Limit Line	Read Level	Antenna Factor	Cable Loss	Preamp Factor	Ant Pos	Table Pos	Remark
	MHz	dBuV/m	dB	dBuV/m	dBuV	dB/m	dB	dB	cm	deg	
1 @	2484.0	62.72	-11.28	74.00	64.08	30.29	3.86	35.51	100	0	Peak
2 @	2484.0	49.36	-4.64	54.00	50.72	30.29	3.86	35.51	100	214	Average

Remark: There is no more obvious spurious emission except the listings above.



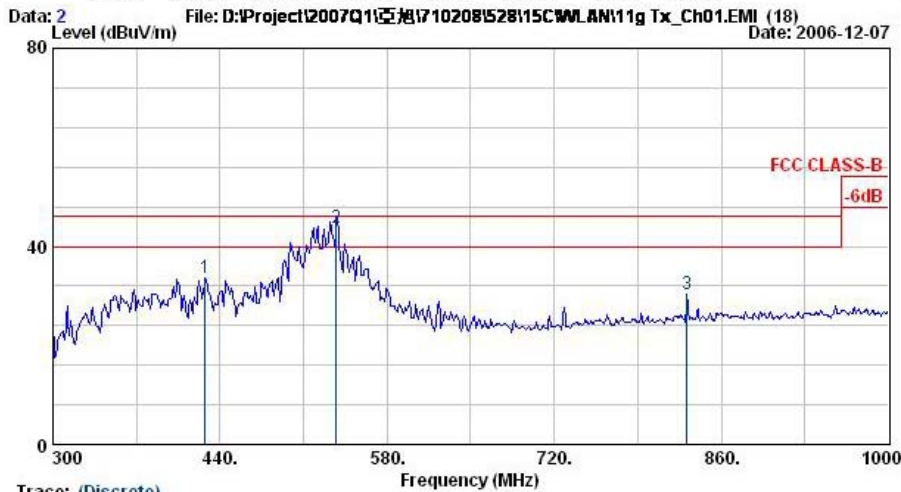
- Test Mode : Mode 4
- Polarization : Horizontal

The test that passed at minimum margin was marked by the frame in the following table.



Trace: (Discrete)
 Site : 03CH06-HY
 Condition : LF-ANT(951121) HORIZONTAL
 EUT : PDA with GPRS/EDGE+WLAN 11g+BT
 Power : 120Vac/60Hz
 Model : FR 710210
 Memo : 11g Tx_CN01,2412MHz
 Plane : E2
 Data Rate : 6

	Freq	Level	Over	Limit	ReadAntenna	Cable	Preamp	Ant	Table	Remark
	MHz	dBuV/m	dB	dBuV/m	dBuV	dB	dB	cm	deg	
1	30.0	20.69	-19.31	40.00	31.65	19.66	0.84	31.46	---	Peak
2	72.4	17.74	-22.26	40.00	40.53	7.06	1.32	31.16	---	Peak
3	146.6	23.15	-20.35	43.50	42.07	10.35	1.80	31.06	---	Peak

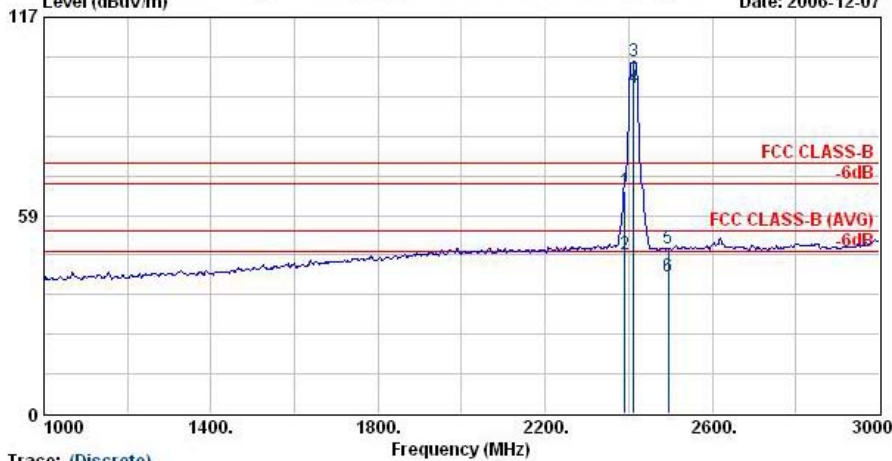


Trace: (Discrete)
 Site : 03CH06-HY
 Condition : LF-ANT(951121) HORIZONTAL
 EUT : PDA with GPRS/EDGE+WLAN 11g+BT
 Power : 120Vac/60Hz
 Model : FR 710210
 Memo : 11g Tx_CN01,2412MHz
 Plane : E2
 Data Rate : 6

	Freq	Level	Over	Limit	ReadAntenna	Cable	Preamp	Ant	Table	Remark
	MHz	dBuV/m	dB	dBuV/m	dBuV	dB	dB	cm	deg	
1	427.4	33.51	-12.49	46.00	44.86	16.23	3.26	30.84	---	Peak
2 @	537.3	43.74	-2.26	46.00	53.00	17.81	3.67	30.75	174	148 OP
3	831.3	30.32	-15.68	46.00	36.09	20.04	4.64	30.45	---	Peak



Data: 3 File: D:\Project\2007Q1\亞旭\710208\528\15C\WLAN\11g Tx_Ch01.EMI (18) Date: 2006-12-07



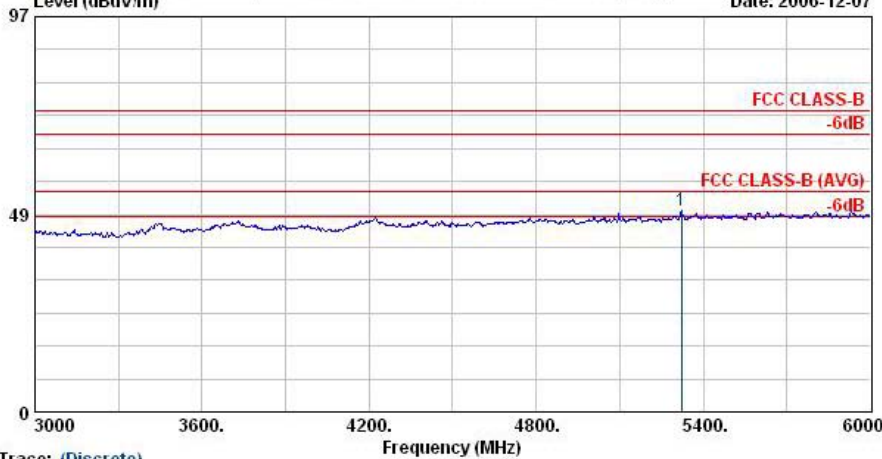
Trace: (Discrete)

Site : 03CH06-HY
 Condition : HF-ANT-060410 HORIZONTAL
 EUT : PDA with GPRS/EDGE+WLAN 11g+BT
 Power : 120Vac/60Hz
 Model : FR 710210
 Memo : 11g Tx_Ch01;2412MHz
 Plane : E2
 Data Rate : 6

	Freq	Level	Over	Limit	Read	Antenna	Cable	Preamp	Ant	Table	Remark
	MHz	dBuV/m	dB	dBuV/m	dBuV	dB/m	dB	dB	cm	deg	
1	2390.0	65.88	-8.12	74.00	67.33	30.26	3.75	35.46	100	0	Peak
2	2390.0	46.86	-7.14	54.00	48.31	30.26	3.75	35.46	128	95	Average
3 @	2412.0	103.94			105.36	30.27	3.77	35.46	100	0	Peak
4 @	2412.0	96.13			97.55	30.27	3.77	35.46	128	95	Average
5	2494.0	48.73	-25.27	74.00	50.08	30.30	3.88	35.53	100	0	Peak
6	2494.0	40.27	-13.73	54.00	41.62	30.30	3.88	35.53	128	95	Average

Remark: #3 and #4 Fundamental Signal

Data: 4 File: D:\Project\2007Q1\亞旭\710208\528\15C\WLAN\11g Tx_Ch01.EMI (18) Date: 2006-12-07



Trace: (Discrete)

Site : 03CH06-HY
 Condition : HF-ANT-060410 HORIZONTAL
 EUT : PDA with GPRS/EDGE+WLAN 11g+BT
 Power : 120Vac/60Hz
 Model : FR 710210
 Memo : 11g Tx_Ch01;2412MHz
 Plane : E2
 Data Rate : 6

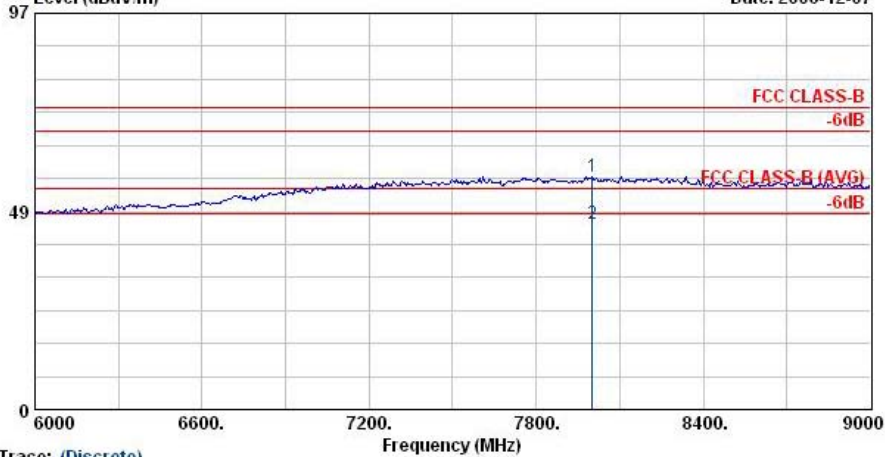
	Freq	Level	Over	Limit	Read	Antenna	Cable	Preamp	Ant	Table	Remark
	MHz	dBuV/m	dB	dBuV/m	dBuV	dB/m	dB	dB	cm	deg	
1	5322.00	49.26	-24.74	74.00	45.24	33.60	6.52	36.11	---	---	Peak



FCC/IC TEST REPORT

Report No. : FR710210-01

Data: 5 File: D:\Project\2007Q1\52815C\WLAN11g Tx_Ch01.EMI (18) Date: 2006-12-07
 Level (dBuV/m)

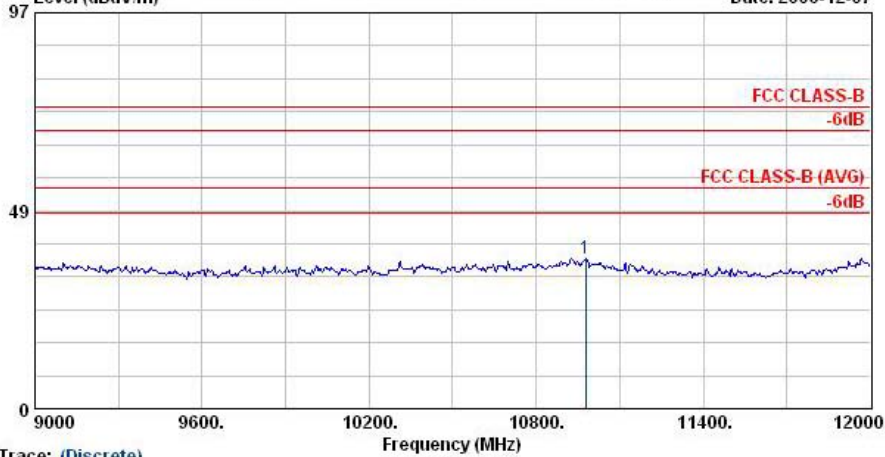


Trace: (Discrete)

Site : 03CH06-RY
 Condition : HF-ANT-060410 HORIZONTAL
 EUT : PDA with GPRS/EDGE+WLAN 11g+BT
 Power : 120Vac/60Hz
 Model : FR 710210
 Memo : 11g Tx_Ch01;2412MHz
 Plane : E2
 Data Rate : 6

	Freq	Level	Over Limit	Limit Line	Read Level	Antenna Factor	Cable Loss	Preamp Factor	Ant Pos	Table Pos	Remark
	MHz	dBuV/m	dB	dBuV/m	dBuV	dB/m	dB	dB	cm	deg	
1	8001.00	57.05	-16.95	74.00	45.52	39.60	7.79	35.86	---	---	Peak
2	8001.00	45.33	-8.67	54.00	33.80	39.60	7.79	35.86	100	229	Average

Data: 6 File: D:\Project\2007Q1\52815C\WLAN11g Tx_Ch01.EMI (18) Date: 2006-12-07
 Level (dBuV/m)



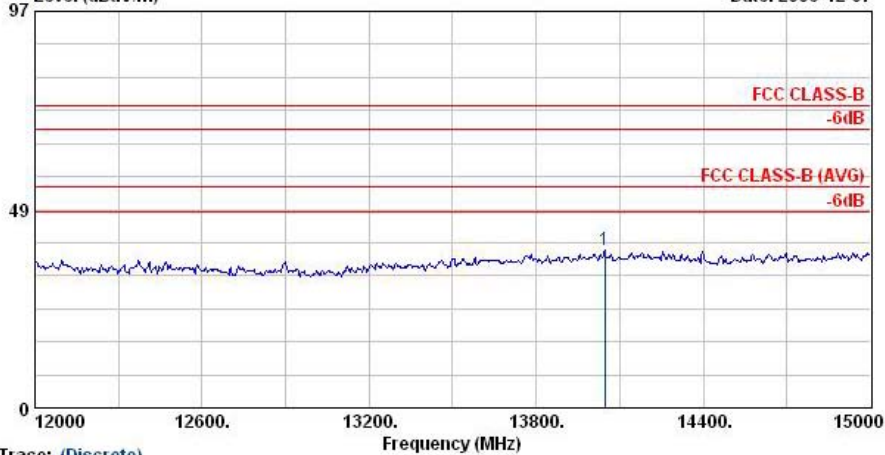
Trace: (Discrete)

Site : 03CH06-RY
 Condition : HF-ANT(6-16)-060916 HORIZONTAL
 EUT : PDA with GPRS/EDGE+WLAN 11g+BT
 Power : 120Vac/60Hz
 Model : FR 710210
 Memo : 11g Tx_Ch01;2412MHz
 Plane : E2
 Data Rate : 6

	Freq	Level	Over Limit	Limit Line	Read Level	Antenna Factor	Cable Loss	Preamp Factor	Ant Pos	Table Pos	Remark
	MHz	dBuV/m	dB	dBuV/m	dBuV	dB/m	dB	dB	cm	deg	
1	10977.00	36.76	-37.24	74.00	71.22	-8.31	9.86	36.01	---	---	Peak



Data: 7 File: D:\Project\2007Q1\528152815C\WLAN11g Tx_Ch01.EMI (18) Date: 2006-12-07
 Level (dBuV/m)

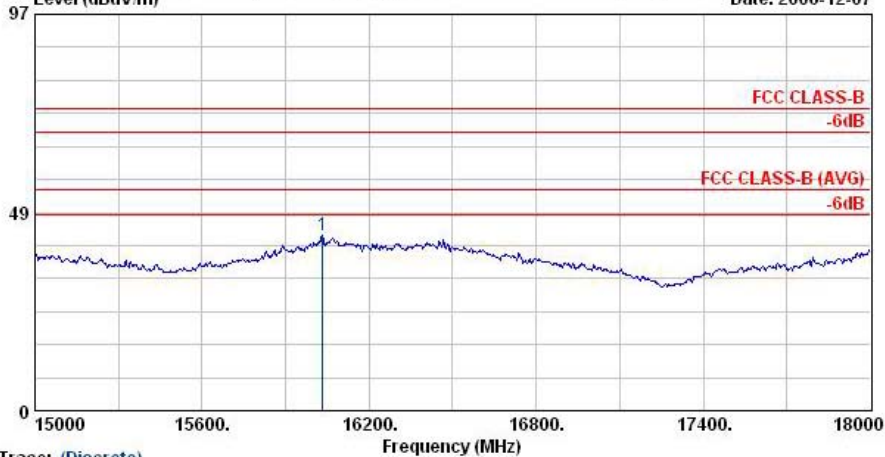


Trace: (Discrete)

Site : 03CH06-RV
 Condition : HF-ANT(6-18)-060916 HORIZONTAL
 EUT : PDA with GPRS/EDGE+WLAN 11g+BT
 Power : 120Vac/60Hz
 Model : FR 710210
 Memo : 11g Tx_Ch01;2412MHz
 Plane : E2
 Data Rate : 6

	Freq	Level	Over Limit	Limit Line	Read Level	Antenna Factor	Cable Loss	Preamp Factor	Ant Pos	Table Pos	Remark
	MHz	dBuV/m	dB	dBuV/m	dBuV	dB/m	dB	dB	cm	deg	
1	14046.00	38.52	-35.48	74.00	67.66	-6.15	11.64	34.63	---	---	Peak

Data: 8 File: D:\Project\2007Q1\528152815C\WLAN11g Tx_Ch01.EMI (18) Date: 2006-12-07
 Level (dBuV/m)



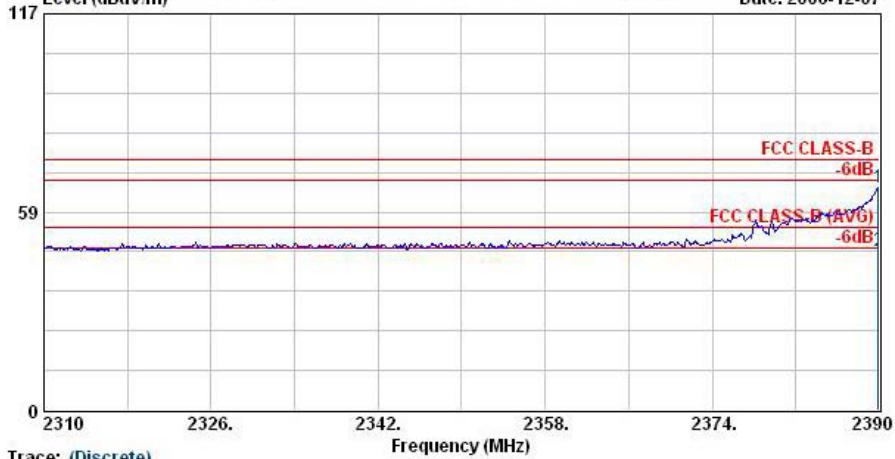
Trace: (Discrete)

Site : 03CH06-RV
 Condition : HF-ANT(6-18)-060916 HORIZONTAL
 EUT : PDA with GPRS/EDGE+WLAN 11g+BT
 Power : 120Vac/60Hz
 Model : FR 710210
 Memo : 11g Tx_Ch01;2412MHz
 Plane : E2
 Data Rate : 6

	Freq	Level	Over Limit	Limit Line	Read Level	Antenna Factor	Cable Loss	Preamp Factor	Ant Pos	Table Pos	Remark
	MHz	dBuV/m	dB	dBuV/m	dBuV	dB/m	dB	dB	cm	deg	
1	16032.00	42.83	-31.17	74.00	71.45	-4.27	11.78	36.13	---	---	Peak



Data: 17 File: D:\Project\2007Q1\2389.9MHz\710208\52815C\WLAN\11g Tx_Ch01.EMI (18) Date: 2006-12-07
 Level (dBuV/m)



Trace: (Discrete)

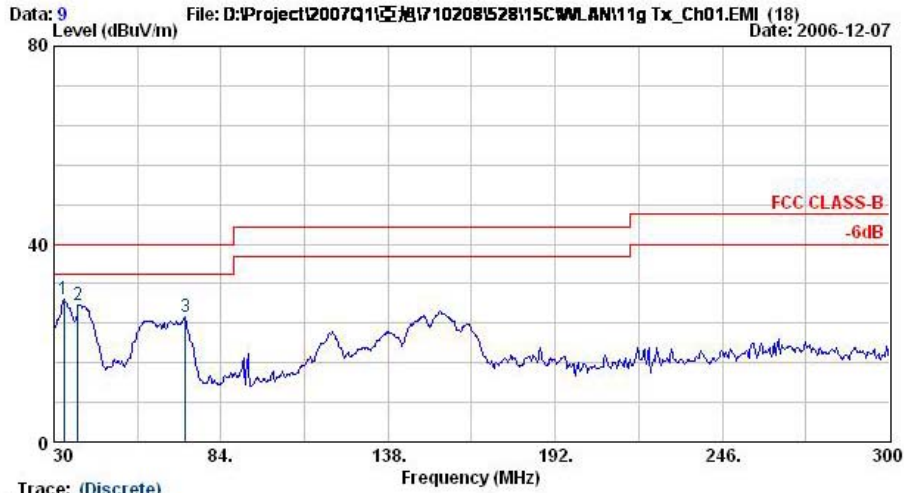
Site : 03CH06-HY
 Condition : HF-ANT-060410 HORIZONTAL
 EUT : PDA with GPRS/EDGE+WLAN 11g+BT
 Power : 120Vac/60Hz
 Model : FR 710210
 Memo : 11g Tx_Ch01;2412MHz
 Plane : E2
 Data Rate : 6

	Freq	Level	Over	Limit	Read	Antenna	Cable	Preamp	Ant	Table	
	MHz	dBuV/m	Limit	Line	Level	Factor	Loss	Factor	Pos	Pos	Remark
			dB	dBuV/m	dBuV	dB/m	dB	dB	cm	deg	
1	2389.9	65.88	-8.12	74.00	67.32	30.26	3.75	35.46	100	0	Peak
2	2389.9	46.86	-7.14	54.00	48.31	30.26	3.75	35.46	128	95	Average



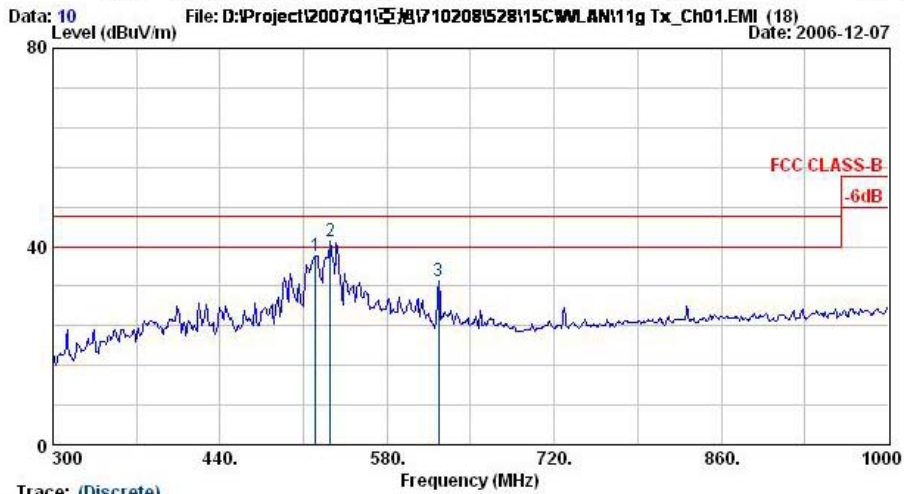
- Polarization : Vertical

The test that passed at minimum margin was marked by the frame in the following table.



Trace: (Discrete)
 Site : 08CH06-HY
 Condition : LF-ANT(951121) VERTICAL
 EUT : PDA with GPRS/EDGE+WLAN 11g+BT
 Power : 120Vac/60Hz
 Model : FR 710210
 Memo : 11g Tx_Ch01;2412MHz
 Plane : E2
 Data Rate : 6

	Freq	Level	Over	Limit	ReadAntenna	Cable	Preamp	Ant	Table	Remark
	MHz	dBuV/m	Limit	Line	Level	Loss	Factor	Pos	Pos	
			dB	dBuV/m	dBuV	dB	dB	cm	deg	
1	33.2	28.74	-11.26	40.00	41.69	17.54	0.86	31.36	---	Peak
2	37.8	27.70	-12.30	40.00	43.48	14.56	0.90	31.24	---	Peak
3	72.4	25.31	-14.69	40.00	48.09	7.06	1.32	31.16	---	Peak

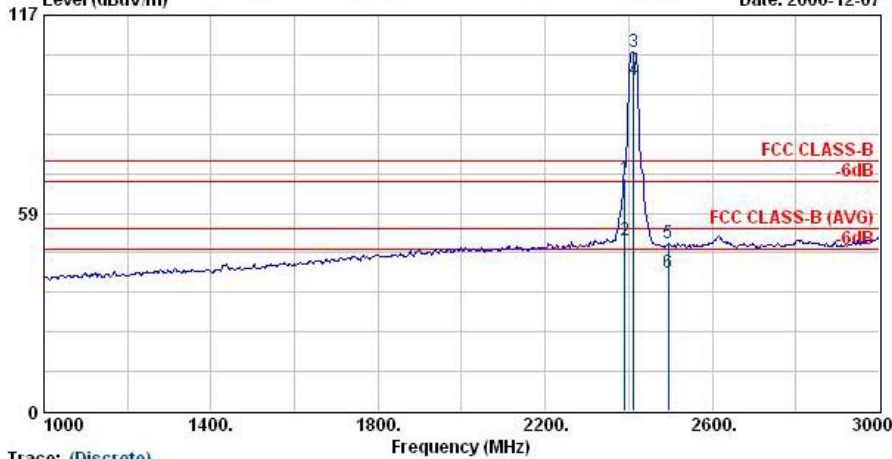


Trace: (Discrete)
 Site : 08CH06-HY
 Condition : LF-ANT(951121) VERTICAL
 EUT : PDA with GPRS/EDGE+WLAN 11g+BT
 Power : 120Vac/60Hz
 Model : FR 710210
 Memo : 11g Tx_Ch01;2412MHz
 Plane : E2
 Data Rate : 6

	Freq	Level	Over	Limit	ReadAntenna	Cable	Preamp	Ant	Table	Remark
	MHz	dBuV/m	Limit	Line	Level	Loss	Factor	Pos	Pos	
			dB	dBuV/m	dBuV	dB	dB	cm	deg	
1	519.8	38.19	-7.81	46.00	47.72	17.63	3.60	30.77	---	Peak
2	532.4	41.07	-4.93	46.00	50.41	17.76	3.65	30.75	100	0 Peak
3	623.4	32.88	-13.12	46.00	40.98	18.57	3.99	30.66	---	Peak



Data: 11 File: D:\Project\2007Q1\亞旭\710208\52815C\WLAN\11g Tx_Ch01.EMI (18) Date: 2006-12-07



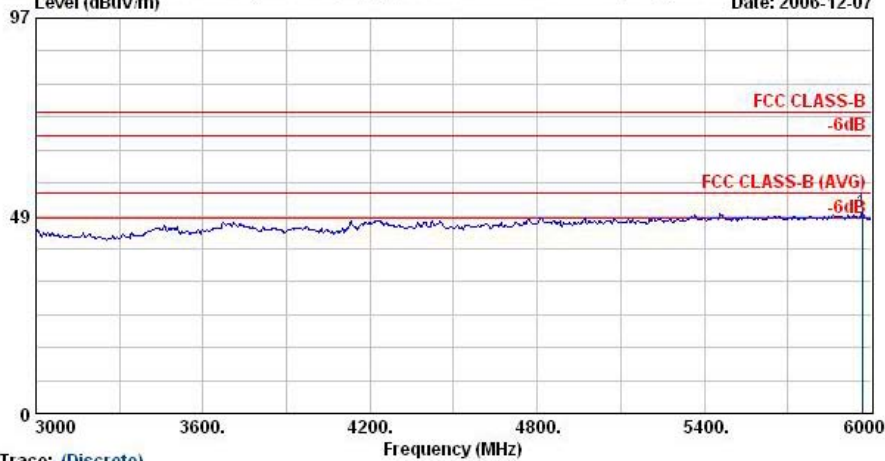
Trace: (Discrete)

Site : 03CH06-HY
 Condition : HF-ANT-060410 VERTICAL
 EUT : PDA with GPRS/EDGE+WLAN 11g+BT
 Power : 120Vac/60Hz
 Model : FR 710210
 Memo : 11g Tx_Ch01;2412MHz
 Plane : E2
 Data Rate : 6

	Freq	Level	Over	Limit	Read	Antenna	Cable	Preamp	Ant	Table	Remark
	MHz	dBuV/m	dB	dBuV/m	dBuV	dB/m	dB	dB	cm	deg	
1 !	2390.0	68.53	-5.47	74.00	69.98	30.26	3.75	35.46	100	0	Peak
2 !	2390.0	50.47	-3.53	54.00	51.92	30.26	3.75	35.46	121	265	Average
3 @	2412.0	106.25			107.67	30.27	3.77	35.46	100	0	Peak
4 @	2412.0	97.71			99.13	30.27	3.77	35.46	121	265	Average
5	2494.0	49.51	-24.49	74.00	50.86	30.30	3.88	35.53	100	0	Peak
6	2494.0	40.82	-13.18	54.00	42.17	30.30	3.88	35.53	121	265	Average

Remark: #3 and #4 Fundamental Signal

Data: 12 File: D:\Project\2007Q1\亞旭\710208\52815C\WLAN\11g Tx_Ch01.EMI (18) Date: 2006-12-07



Trace: (Discrete)

Site : 03CH06-HY
 Condition : HF-ANT-060410 VERTICAL
 EUT : PDA with GPRS/EDGE+WLAN 11g+BT
 Power : 120Vac/60Hz
 Model : FR 710210
 Memo : 11g Tx_Ch01;2412MHz
 Plane : E2
 Data Rate : 6

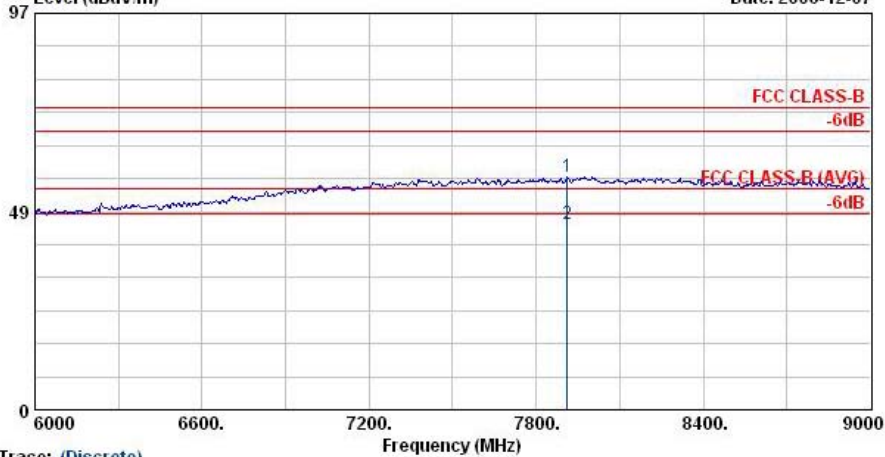
	Freq	Level	Over	Limit	Read	Antenna	Cable	Preamp	Ant	Table	Remark
	MHz	dBuV/m	dB	dBuV/m	dBuV	dB/m	dB	dB	cm	deg	
1	5967.00	49.37	-24.63	74.00	44.07	34.07	6.93	35.70	---	---	Peak



FCC/IC TEST REPORT

Report No. : FR710210-01

Data: 13 File: D:\Project\2007Q1\528152815C\WLAN11g Tx_Ch01.EMI (18) Date: 2006-12-07
 Level (dBuV/m)

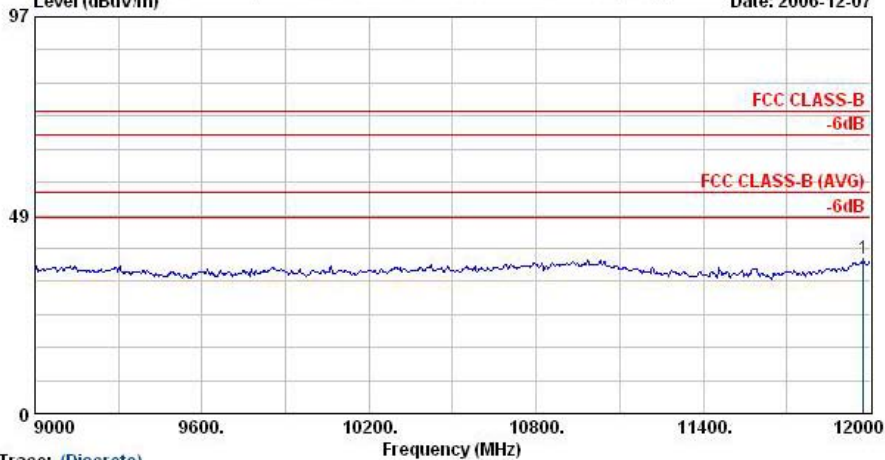


Trace: (Discrete)

Site : 03CH06-RY
 Condition : HF-ANT-060410 VERTICAL
 EUT : PDA with GPRS/EDGE+WLAN 11g+BT
 Power : 120Vac/60Hz
 Model : FR 710210
 Memo : 11g Tx_Ch01;2412MHz
 Plane : E2
 Data Rate : 6

	Freq	Level	Over Limit	Limit Line	Read Level	Antenna Factor	Cable Loss	Preamp Factor	Ant Pos	Table Pos	Remark
	MHz	dBuV/m	dB	dBuV/m	dBuV	dB/m	dB	dB	cm	deg	
1	7911.00	56.97	-17.03	74.00	45.61	39.48	7.76	35.88	---	---	Peak
2	7911.00	45.57	-8.43	54.00	34.20	39.48	7.76	35.88	100	330	Average

Data: 14 File: D:\Project\2007Q1\528152815C\WLAN11g Tx_Ch01.EMI (18) Date: 2006-12-07
 Level (dBuV/m)



Trace: (Discrete)

Site : 03CH06-RY
 Condition : HF-ANT(6-18)-060918 VERTICAL
 EUT : PDA with GPRS/EDGE+WLAN 11g+BT
 Power : 120Vac/60Hz
 Model : FR 710210
 Memo : 11g Tx_Ch01;2412MHz
 Plane : E2
 Data Rate : 6

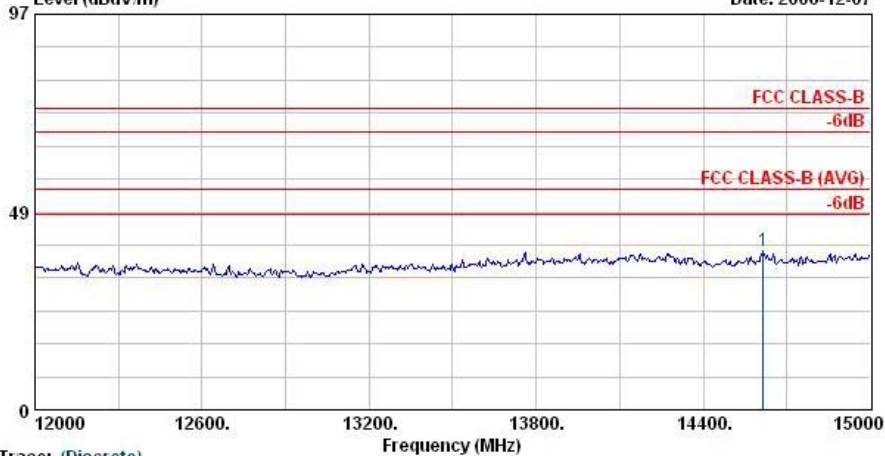
	Freq	Level	Over Limit	Limit Line	Read Level	Antenna Factor	Cable Loss	Preamp Factor	Ant Pos	Table Pos	Remark
	MHz	dBuV/m	dB	dBuV/m	dBuV	dB/m	dB	dB	cm	deg	
1	11976.00	37.74	-36.26	74.00	73.36	-9.69	10.63	36.56	---	---	Peak



FCC/IC TEST REPORT

Report No. : FR710210-01

Data: 15 File: D:\Project\2007Q1\5817102081528115C\WLAN11g Tx_Ch01.EMI (18) Date: 2006-12-07

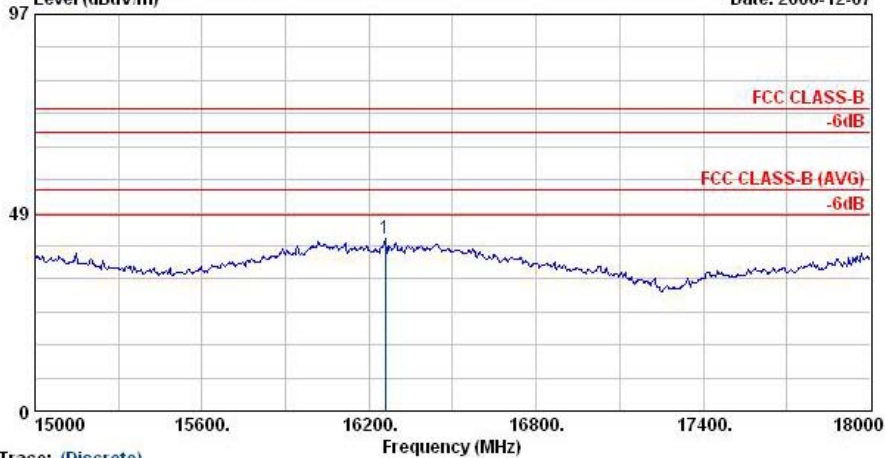


Trace: (Discrete)

Site : 03CH06-RV
 Condition : HF-ANT(8-18)-060918 VERTICAL
 EUT : PDA with GPRS/EDGE+WLAN 11g+BT
 Power : 120Vac/60Hz
 Model : FR 710210
 Memo : 11g Tx_Ch01;2412MHz
 Plane : E2
 Data Rate : 6

	Freq	Level	Over Limit	Limit Line	Read Level	Antenna Factor	Cable Loss	Preamp Factor	Ant Pos	Table Pos	Remark
	MHz	dBuV/m	dB	dBuV/m	dBuV	dB/m	dB	dB	cm	deg	
1	14616.00	39.03	-34.97	74.00	69.54	-6.50	11.62	35.63	---	---	Peak

Data: 16 File: D:\Project\2007Q1\5817102081528115C\WLAN11g Tx_Ch01.EMI (18) Date: 2006-12-07



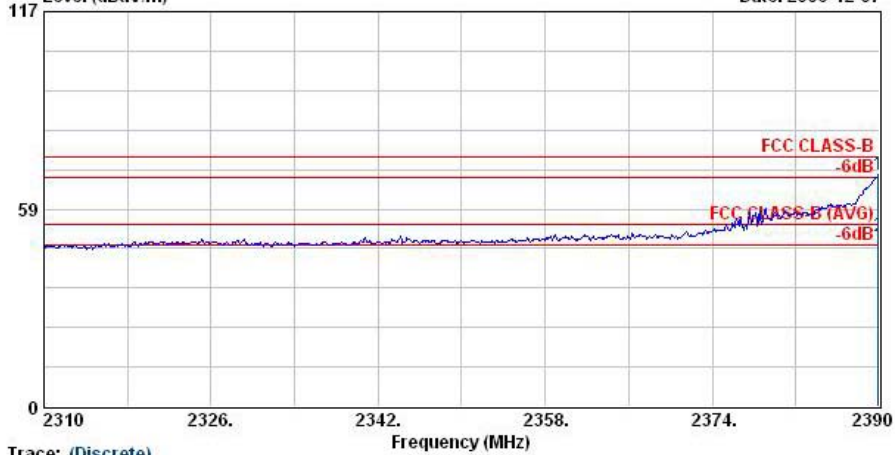
Trace: (Discrete)

Site : 03CH06-RV
 Condition : HF-ANT(8-18)-060918 VERTICAL
 EUT : PDA with GPRS/EDGE+WLAN 11g+BT
 Power : 120Vac/60Hz
 Model : FR 710210
 Memo : 11g Tx_Ch01;2412MHz
 Plane : E2
 Data Rate : 6

	Freq	Level	Over Limit	Limit Line	Read Level	Antenna Factor	Cable Loss	Preamp Factor	Ant Pos	Table Pos	Remark
	MHz	dBuV/m	dB	dBuV/m	dBuV	dB/m	dB	dB	cm	deg	
1	16257.00	42.20	-31.80	74.00	70.96	-7.12	11.83	33.47	---	---	Peak



Data: 18 File: D:\Project\2007Q1\2389.9MHz\710208\52815C\WLAN11g Tx_Ch01.EMI (18) Date: 2006-12-07
 Level (dBuV/m)



Trace: (Discrete)

Site : 08CHD6-HY
 Condition : HF-ANT-060410 VERTICAL
 EUT : PDA with GPRS/EDGE+WLAN 11g+BT
 Power : 120Vac/60Hz
 Model : FR 710210
 Memo : 11g Tx_Ch01;2412MHz
 Plane : E2
 Data Rate : 6

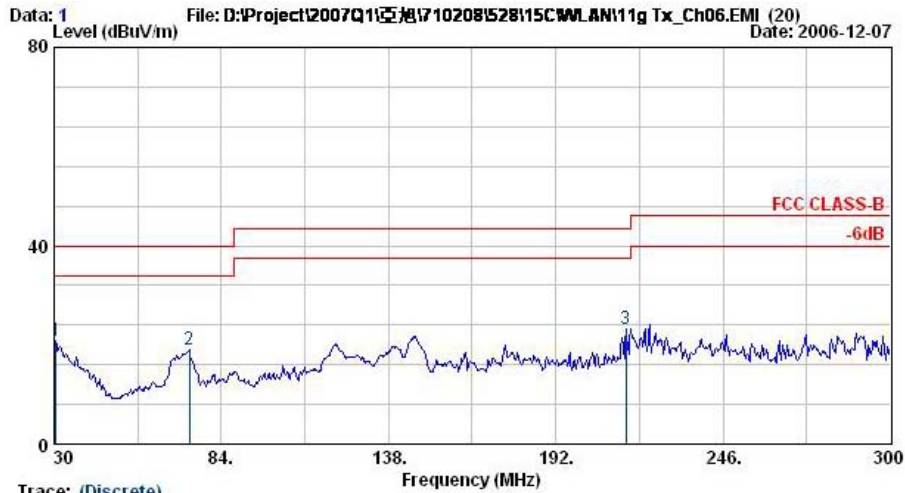
	Freq	Level	Over Limit	Limit Line	Read Level	Antenna Factor	Cable Loss	Preamp Factor	Ant Pos	Table Pos	Remark
	MHz	dBuV/m	dB	dBuV/m	dBuV	dB/m	dB	dB	cm	deg	
1	!	2389.9	68.53	-5.47	74.00	69.98	30.26	3.75	35.46	100	0 Peak
2	@	2389.9	50.47	-3.53	54.00	51.92	30.26	3.75	35.46	121	265 Average

Remark: There is no more obvious spurious emission except the listings above.



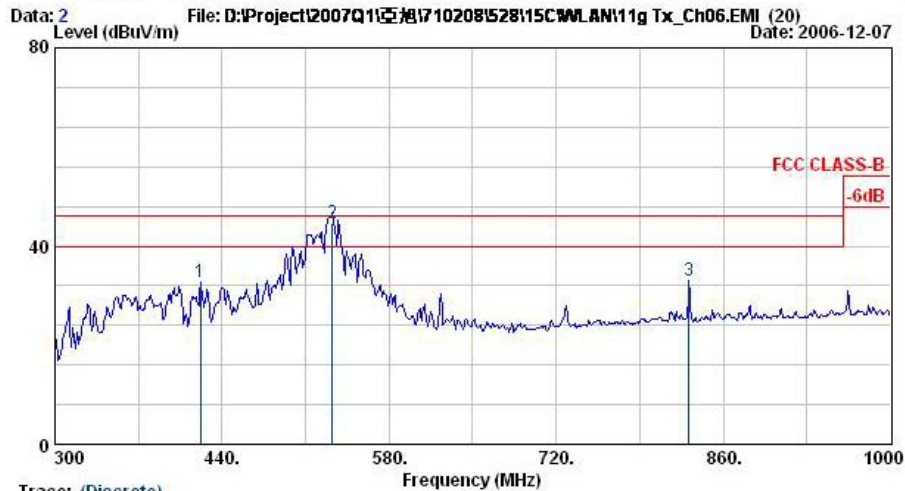
- Test Mode : Mode 5
- Polarization : Horizontal

The test that passed at minimum margin was marked by the frame in the following table.



Trace: (Discrete)
 Site : 03CH06-HY
 Condition : LP-ANT(951121) HORIZONTAL
 EUT : FDA with GPRS/EDGE+WLAN 11g+BT
 Power : 120Vac/60Hz
 Model : FR 710210
 Memo : 11g Tx_Ch06;2437MHz
 Plane : E2
 Data Rate : 6

	Freq	Level	Over	Limit	ReadAntenna	Cable	Preamp	Ant	Table	Remark	
	MHz	dBuV/m	dB	dBuV/m	dBuV	dB/m	dB	dB	cm	deg	
1 @	30.5	20.71	-19.29	40.00	32.33	18.95	0.85	31.43	---	---	Peak
2 @	73.7	19.04	-20.96	40.00	41.76	7.12	1.32	31.16	---	---	Peak
3 @	214.7	23.32	-20.18	43.50	42.02	10.16	2.17	31.03	---	---	Peak

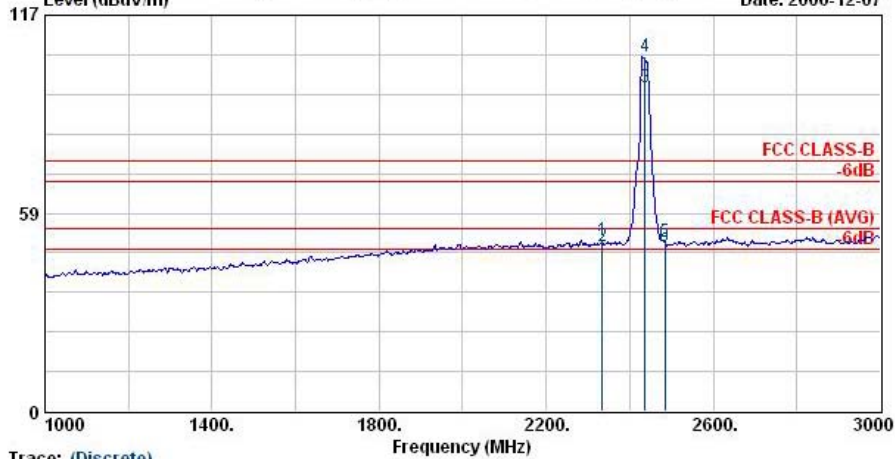


Trace: (Discrete)
 Site : 03CH06-HY
 Condition : LP-ANT(951121) HORIZONTAL
 EUT : FDA with GPRS/EDGE+WLAN 11g+BT
 Power : 120Vac/60Hz
 Model : FR 710210
 Memo : 11g Tx_Ch06;2437MHz
 Plane : E2
 Data Rate : 6

	Freq	Level	Over	Limit	ReadAntenna	Cable	Preamp	Ant	Table	Remark	
	MHz	dBuV/m	dB	dBuV/m	dBuV	dB/m	dB	dB	cm	deg	
1 @	421.8	32.73	-13.27	46.00	44.20	16.13	3.24	30.84	---	---	Peak
2 @	532.4	44.66	-1.34	46.00	54.00	17.76	3.65	30.75	190	142	QP
3 @	831.3	33.01	-12.99	46.00	38.78	20.04	4.64	30.45	---	---	Peak



Data: 3 File: D:\Project\2007Q1\亞旭\710208\528\15C\WLAN\11g Tx_Ch06.EMI (20) Date: 2006-12-07



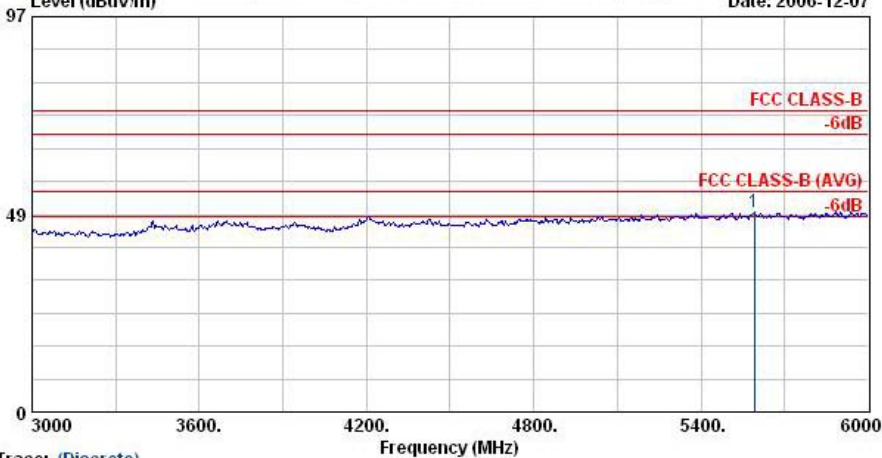
Trace: (Discrete)

Site : 03CH06-HY
 Condition : HF-ANT-060410 HORIZONTAL
 EUT : PDA with GPRS/EDGE+WLAN 11g+BT
 Power : 120Vac/60Hz
 Model : FR 710210
 Memo : 11g Tx_Ch06;2437MHz
 Plane : E2
 Data Rate : 6

	Freq	Level	Over	Limit	ReadAntenna	Cable	Preamp	Ant	Table	Remark
	MHz	dBuV/m	dB	dBuV/m	dBuV	dB/m	dB	dB	cm	deg
1 @	2334.0	50.41	-23.59	74.00	51.90	30.23	3.69	35.40	100	0 Peak
2 @	2334.0	48.74	-5.26	54.00	50.23	30.23	3.69	35.40	126	97 Average
3 @	2437.0	95.89			97.27	30.28	3.82	35.47	126	97 Average
4 @	2437.0	104.76			106.16	30.27	3.79	35.47	100	0 Peak
5 @	2484.0	50.00	-24.00	74.00	51.36	30.29	3.86	35.51	100	0 Peak
6 @	2484.0	48.76	-5.24	54.00	50.12	30.29	3.86	35.51	126	97 Average

Remark: #3 and #4 Fundamental Signal

Data: 4 File: D:\Project\2007Q1\亞旭\710208\528\15C\WLAN\11g Tx_Ch06.EMI (20) Date: 2006-12-07



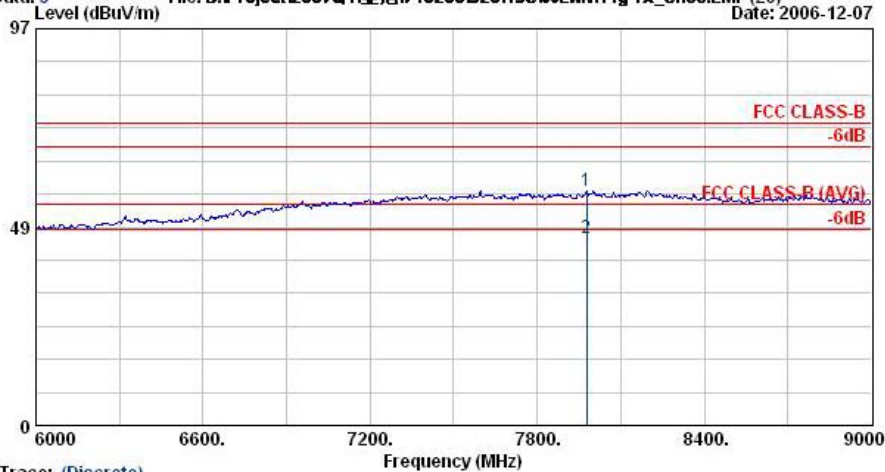
Trace: (Discrete)

Site : 03CH06-HY
 Condition : HF-ANT-060410 HORIZONTAL
 EUT : PDA with GPRS/EDGE+WLAN 11g+BT
 Power : 120Vac/60Hz
 Model : FR 710210
 Memo : 11g Tx_Ch06;2437MHz
 Plane : E2
 Data Rate : 6

	Freq	Level	Over	Limit	ReadAntenna	Cable	Preamp	Ant	Table	Remark
	MHz	dBuV/m	dB	dBuV/m	dBuV	dB/m	dB	dB	cm	deg
1 @	5592.00	49.08	-24.92	74.00	44.45	33.69	6.88	35.95	---	---



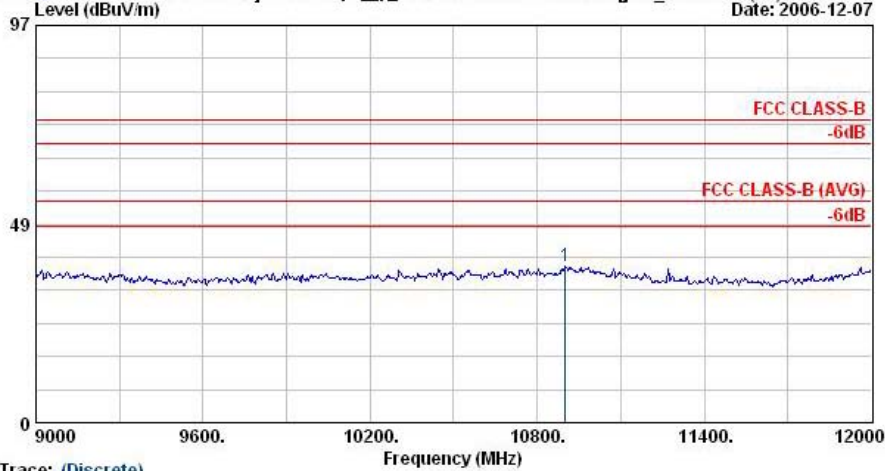
Data: 5 File: D:\Project\2007Q1\亞旭\710208\528\15C\WLAN\11g Tx_Ch06.EMI (20) Date: 2006-12-07



Trace: (Discrete)
 Site : 03CH06-HY
 Condition : HF-ANT-060410 HORIZONTAL
 EUT : PDA with GPRS/EDGE+WLAN 11g+BT
 Power : 120Vac/60Hz
 Model : FR 710210
 Memo : 11g Tx_Ch06;2437MHz
 Plane : E2
 Data Rate : 6

	Freq	Level	Over Limit	Limit Line	ReadAntenna Level	Antenna Factor	Cable Loss	Preamp Factor	Ant Pos	Table Pos	Remark
	MHz	dBuV/m	dB	dBuV/m	dBuV	dB/m	dB	dB	cm	deg	
1 @	7977.00	57.30	-16.70	74.00	45.81	39.55	7.78	35.85	---	---	Peak
2 @	7977.00	45.69	-8.31	54.00	34.20	39.55	7.78	35.85	100	246	Average

Data: 6 File: D:\Project\2007Q1\亞旭\710208\528\15C\WLAN\11g Tx_Ch06.EMI (20) Date: 2006-12-07

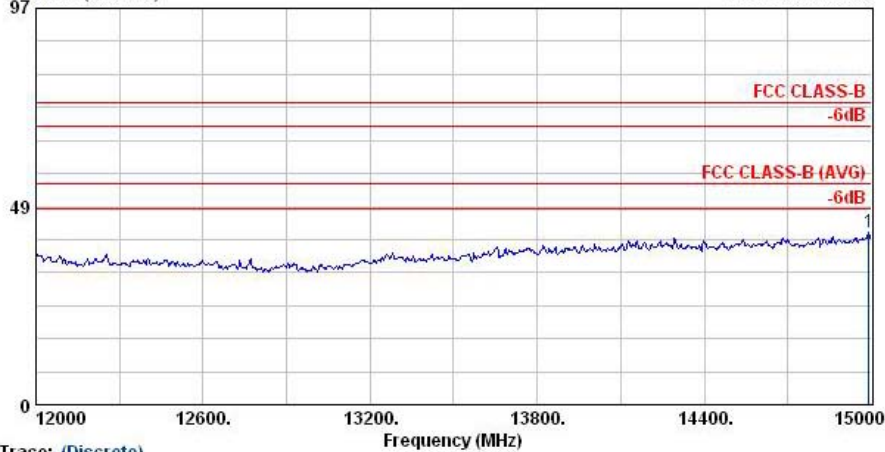


Trace: (Discrete)
 Site : 03CH06-HY
 Condition : HF-ANT(8-18)-060918 HORIZONTAL
 EUT : PDA with GPRS/EDGE+WLAN 11g+BT
 Power : 120Vac/60Hz
 Model : FR 710210
 Memo : 11g Tx_Ch06;2437MHz
 Plane : E2
 Data Rate : 6

	Freq	Level	Over Limit	Limit Line	ReadAntenna Level	Antenna Factor	Cable Loss	Preamp Factor	Ant Pos	Table Pos	Remark
	MHz	dBuV/m	dB	dBuV/m	dBuV	dB/m	dB	dB	cm	deg	
1	10902.00	38.33	-35.67	74.00	71.75	-8.34	11.03	36.11	---	---	Peak



Data: 7 File: D:\Project\2007Q1\亞旭\710208\528\15C\WLAN\11g Tx_Ch06.EMI (20) Date: 2006-12-07

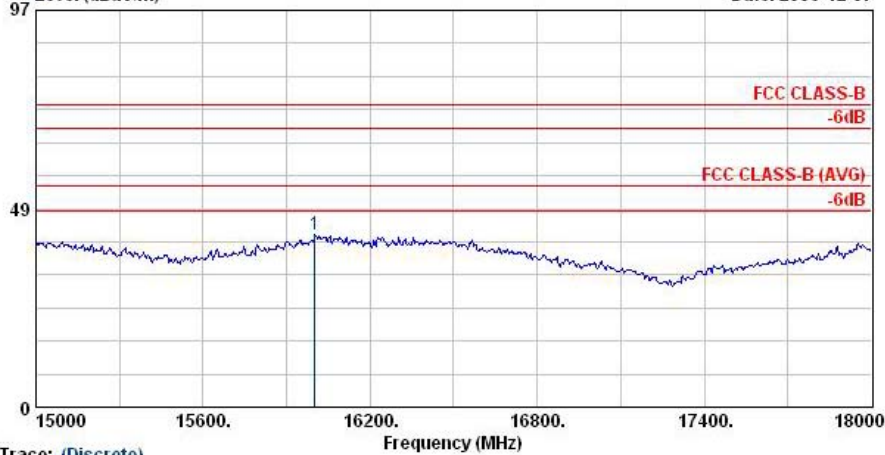


Trace: (Discrete)

Site : 03CH06-HY
 Condition : HF-ANT(8-18)-060918 HORIZONTAL
 EUT : PDA with GPRS/EDGE+WLAN 11g+BT
 Power : 120Vac/60Hz
 Model : FR 710210
 Memo : 11g Tx_Ch06;2437MHz
 Plane : E2
 Data Rate : 6

	Freq	Level	Over Limit	Limit Line	ReadAntenna Level	Antenna Factor	Cable Loss	Preamp Factor	Ant Pos	Table Pos	Remark
	MHz	dBuV/m	dB	dBuV/m	dBuV	dB/m	dB	dB	cm	deg	
1	14991.00	42.22	-31.78	74.00	70.04	-6.21	14.43	36.03	---	---	Peak

Data: 8 File: D:\Project\2007Q1\亞旭\710208\528\15C\WLAN\11g Tx_Ch06.EMI (20) Date: 2006-12-07



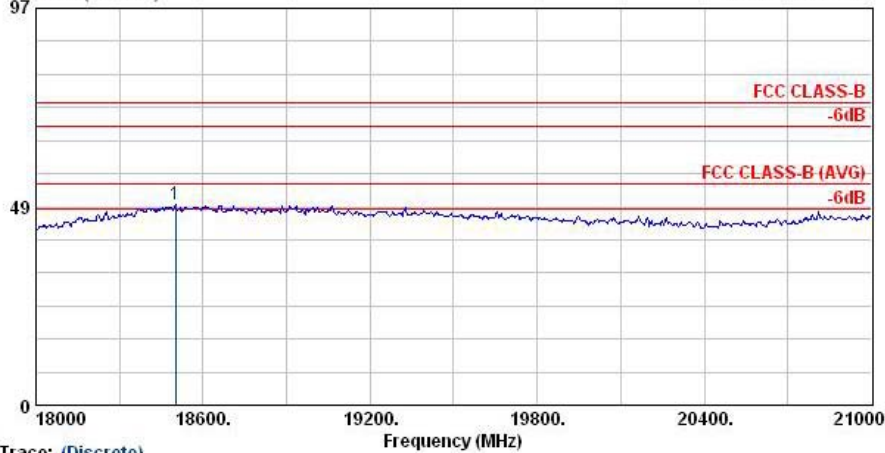
Trace: (Discrete)

Site : 03CH06-HY
 Condition : HF-ANT(8-18)-060918 HORIZONTAL
 EUT : PDA with GPRS/EDGE+WLAN 11g+BT
 Power : 120Vac/60Hz
 Model : FR 710210
 Memo : 11g Tx_Ch06;2437MHz
 Plane : E2
 Data Rate : 6

	Freq	Level	Over Limit	Limit Line	ReadAntenna Level	Antenna Factor	Cable Loss	Preamp Factor	Ant Pos	Table Pos	Remark
	MHz	dBuV/m	dB	dBuV/m	dBuV	dB/m	dB	dB	cm	deg	
1	16002.00	42.02	-31.98	74.00	69.63	-3.90	12.71	36.42	---	---	Peak



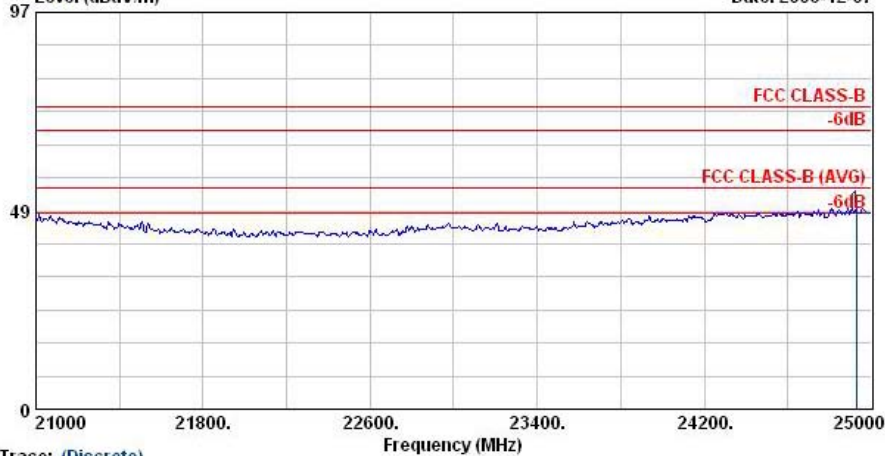
Data: 9 File: D:\Project\2007Q1\亞旭\710208\528\15C\WLAN\11g Tx_Ch06.EMI (20) Date: 2006-12-07
 Level (dBuV/m)



Trace: (Discrete)
 Site : 03CH06-HY
 Condition : SHF-EHF HORN HORIZONTAL
 EUT : PDA with GPRS/EDGE+WLAN 11g+BT
 Power : 120Vac/60Hz
 Model : FR 710210
 Memo : 11g Tx_Ch06;2437MHz
 Plane : E2
 Data Rate : 6

	Freq	Level	Over	Limit	ReadAntenna	Cable	Preamp	Ant	Table	Remark	
	MHz	dBuV/m	dB	dBuV/m	dBuV	dB/m	dB	dB	cm	deg	
1 @	18501.00	49.05	-24.95	74.00	44.44	21.19	19.36	35.94	---	---	Peak

Data: 10 File: D:\Project\2007Q1\亞旭\710208\528\15C\WLAN\11g Tx_Ch06.EMI (20) Date: 2006-12-07
 Level (dBuV/m)



Trace: (Discrete)
 Site : 03CH06-HY
 Condition : SHF-EHF HORN HORIZONTAL
 EUT : PDA with GPRS/EDGE+WLAN 11g+BT
 Power : 120Vac/60Hz
 Model : FR 710210
 Memo : 11g Tx_Ch06;2437MHz
 Plane : E2
 Data Rate : 6

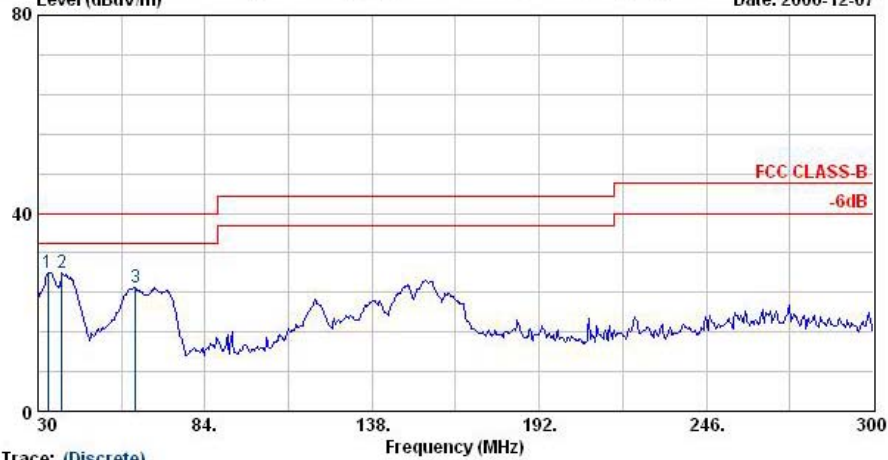
	Freq	Level	Over	Limit	ReadAntenna	Cable	Preamp	Ant	Table	Remark	
	MHz	dBuV/m	dB	dBuV/m	dBuV	dB/m	dB	dB	cm	deg	
1 @	24928.00	49.06	-24.94	74.00	47.05	21.87	18.69	38.55	---	---	Peak



- Polarization : Vertical

The test that passed at minimum margin was marked by the frame in the following table.

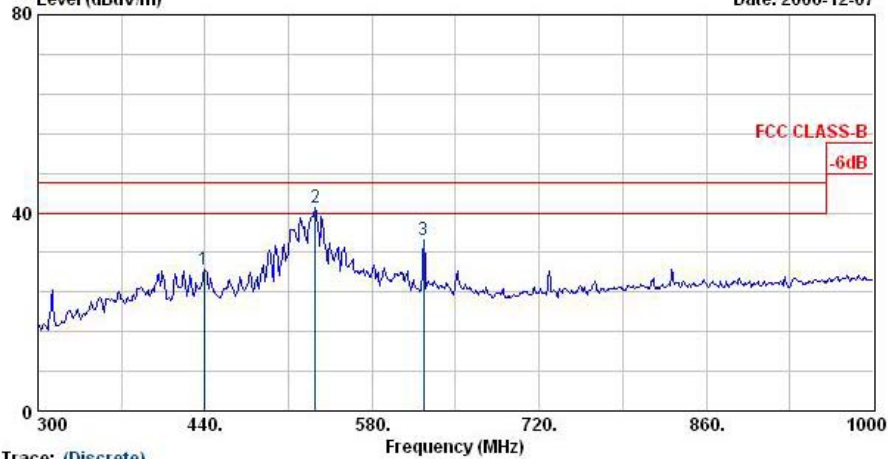
Data: 11 File: D:\Project\2007Q1\52815C\WLAN11g Tx_Ch06.EMI (20) Date: 2006-12-07



Trace: (Discrete)
 Site : 03CH06-HY
 Condition : LF-ANT(951121) VERTICAL
 EUT : PDA with GPRS/EDGE+WLAN 11g+BT
 Power : 120Vac/60Hz
 Model : FR 710210
 Memo : 11g Tx_Ch06;2437MHz
 Plane : E2
 Data Rate : 6

	Freq	Level	Over	Limit	ReadAntenna	Cable	Preamp	Ant	Table	Remark
	MHz	dBuV/m	dB	dBuV/m	dBuV	dB	dB	cm	deg	
1 @	33.2	28.04	-11.96	40.00	40.99	17.54	0.86	31.36	---	Peak
2 @	37.8	28.07	-11.93	40.00	43.85	14.56	0.90	31.24	---	Peak
3 @	61.6	25.11	-14.89	40.00	48.47	6.67	1.17	31.20	---	Peak

Data: 12 File: D:\Project\2007Q1\52815C\WLAN11g Tx_Ch06.EMI (20) Date: 2006-12-07

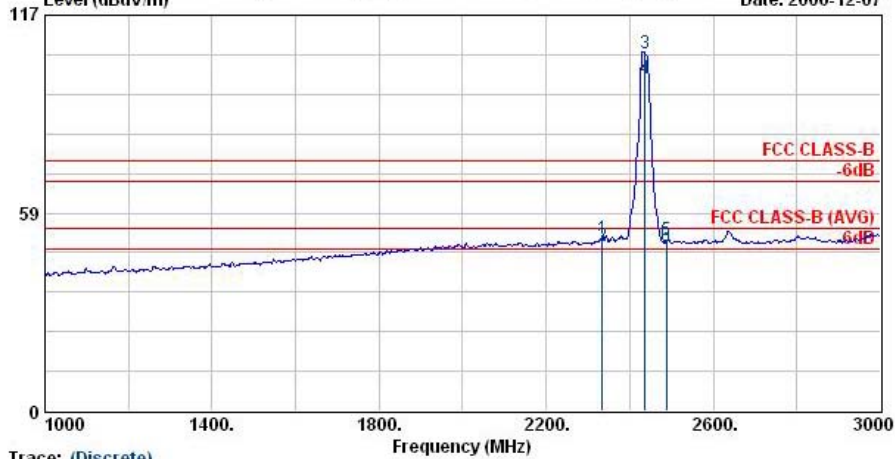


Trace: (Discrete)
 Site : 03CH06-HY
 Condition : LF-ANT(951121) VERTICAL
 EUT : PDA with GPRS/EDGE+WLAN 11g+BT
 Power : 120Vac/60Hz
 Model : FR 710210
 Memo : 11g Tx_Ch06;2437MHz
 Plane : E2
 Data Rate : 6

	Freq	Level	Over	Limit	ReadAntenna	Cable	Preamp	Ant	Table	Remark
	MHz	dBuV/m	dB	dBuV/m	dBuV	dB	dB	cm	deg	
1 @	439.3	28.46	-17.54	46.00	39.61	16.42	3.27	30.83	---	Peak
2 @	532.4	41.03	-4.97	46.00	50.36	17.76	3.65	30.75	100	253 Peak
3 @	623.4	34.37	-11.63	46.00	42.47	18.57	3.99	30.66	---	Peak



Data: 13 File: D:\Project\2007Q1\20071020\852815C\WLAN11g Tx_Ch06.EMI (20) Date: 2006-12-07



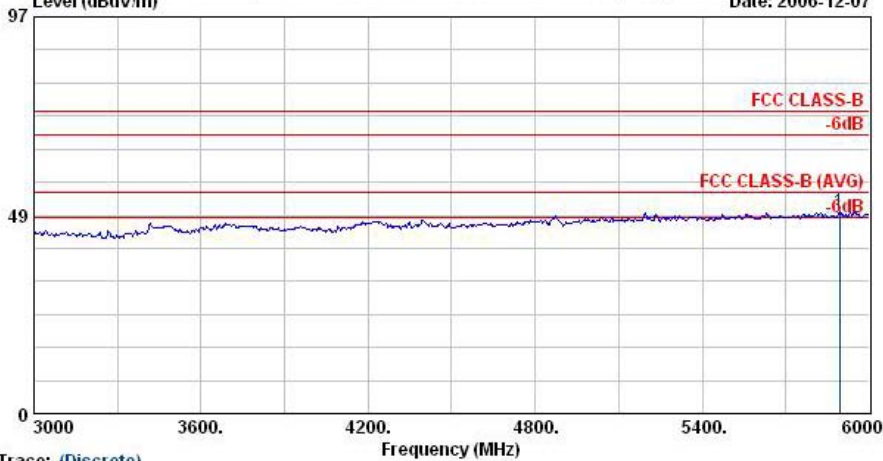
Trace: (Discrete)

Site : 03CH06-HY
 Condition : HF-ANT-060410 VERTICAL
 EUT : PDA with GPRS/EDGE+WLAN 11g+BT
 Power : 120Vac/60Hz
 Model : FR 710210
 Memo : 11g Tx_Ch06;2437MHz
 Plane : E2
 Data Rate : 6

	Freq	Level	Over	Limit	Read	Antenna	Cable	Preamp	Ant	Table	Remark
	MHz	dBuV/m	dB	dBuV/m	dBuV	dB/m	dB	dB	cm	deg	
1 @	2334.0	50.73	-23.27	74.00	52.22	30.23	3.69	35.40	100	0	Peak
2 @	2334.0	48.75	-5.25	54.00	50.24	30.23	3.69	35.40	124	262	Average
3 @	2437.0	105.88			107.29	30.27	3.79	35.47	100	0	Peak
4 @	2437.0	98.26			99.64	30.28	3.82	35.47	124	262	Average
5 @	2488.0	50.59	-23.41	74.00	51.94	30.30	3.86	35.51	100	0	Peak
6 @	2488.0	48.81	-5.19	54.00	50.16	30.30	3.86	35.51	124	262	Average

Remark: #3 and #4 Fundamental Signal

Data: 14 File: D:\Project\2007Q1\20071020\852815C\WLAN11g Tx_Ch06.EMI (20) Date: 2006-12-07



Trace: (Discrete)

Site : 03CH06-HY
 Condition : HF-ANT-060410 VERTICAL
 EUT : PDA with GPRS/EDGE+WLAN 11g+BT
 Power : 120Vac/60Hz
 Model : FR 710210
 Memo : 11g Tx_Ch06;2437MHz
 Plane : E2
 Data Rate : 6

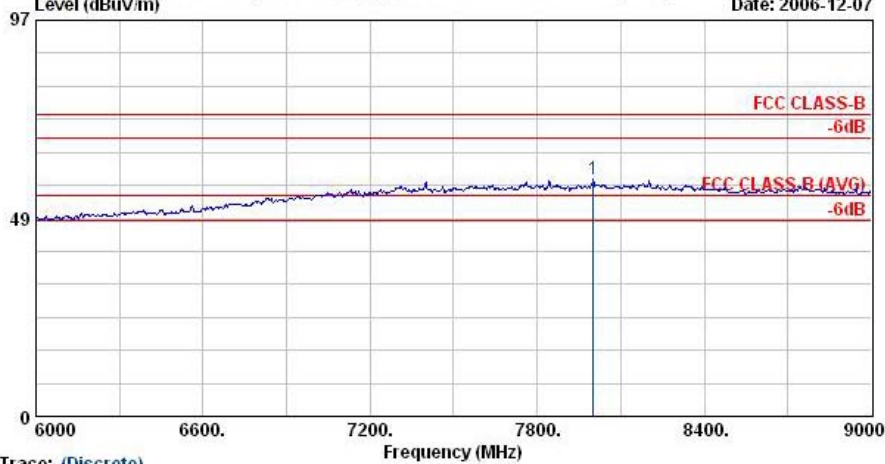
	Freq	Level	Over	Limit	Read	Antenna	Cable	Preamp	Ant	Table	Remark
	MHz	dBuV/m	dB	dBuV/m	dBuV	dB/m	dB	dB	cm	deg	
1 @	5892.00	49.51	-24.49	74.00	44.34	34.00	6.92	35.75	---	---	Peak



FCC/IC TEST REPORT

Report No. : FR710210-01

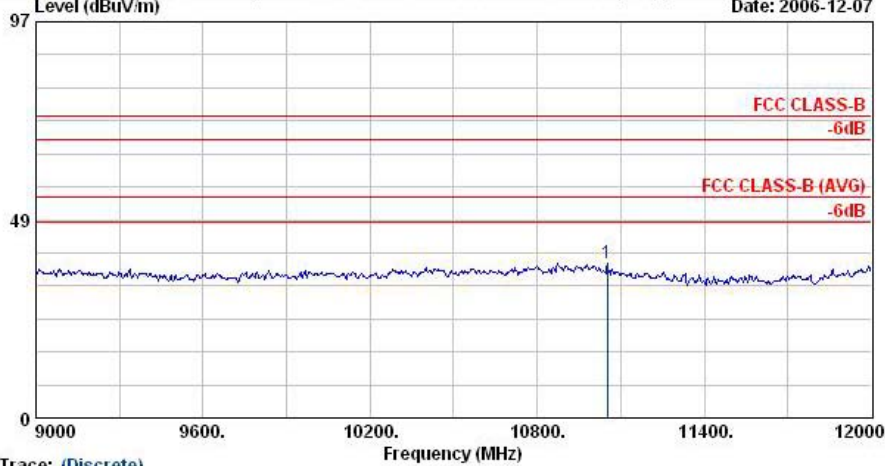
Data: 15 File: D:\Project\2007Q1\15\1710208\52815CWLAN\11g Tx_Ch06.EMI (20) Date: 2006-12-07



Trace: (Discrete)
 Site : 03CH06-RY
 Condition : HF-ANT-060410 VERTICAL
 EUT : PDA with GPRS/EDGE+WLAN 11g+BT
 Power : 120Vac/60Hz
 Model : FR 710210
 Memo : 11g Tx_Ch06;2437MHz
 Plane : E2
 Data Rate : 6

	Freq	Level	Over Limit	Limit Line	ReadAntenna Level	Antenna Factor	Cable Loss	Preamp Factor	Ant Pos	Table Pos	Remark
	MHz	dBuV/m	dB	dBuV/m	dBuV	dB/m	dB	dB	cm	deg	
1 @	8001.00	58.17	-15.83	74.00	46.64	39.60	7.79	35.86	---	---	Peak

Data: 16 File: D:\Project\2007Q1\15\1710208\52815CWLAN\11g Tx_Ch06.EMI (20) Date: 2006-12-07



Trace: (Discrete)
 Site : 03CH06-RY
 Condition : HF-ANT(6-16)-060916 VERTICAL
 EUT : PDA with GPRS/EDGE+WLAN 11g+BT
 Power : 120Vac/60Hz
 Model : FR 710210
 Memo : 11g Tx_Ch06;2437MHz
 Plane : E2
 Data Rate : 6

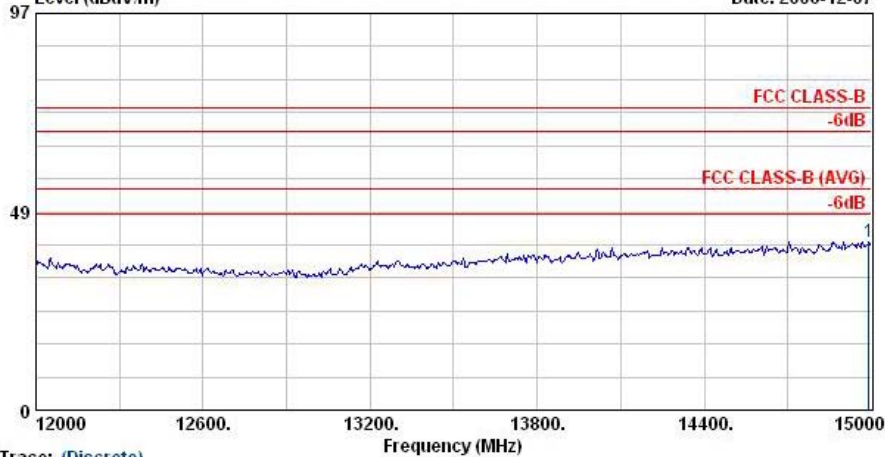
	Freq	Level	Over Limit	Limit Line	ReadAntenna Level	Antenna Factor	Cable Loss	Preamp Factor	Ant Pos	Table Pos	Remark
	MHz	dBuV/m	dB	dBuV/m	dBuV	dB/m	dB	dB	cm	deg	
1	11052.00	37.87	-36.13	74.00	71.44	-8.65	11.08	36.00	---	---	Peak



FCC/IC TEST REPORT

Report No. : FR710210-01

Data: 17 File: D:\Project\2007Q1\528152815C\MLAN11g Tx_Ch06.EMI (20) Date: 2006-12-07

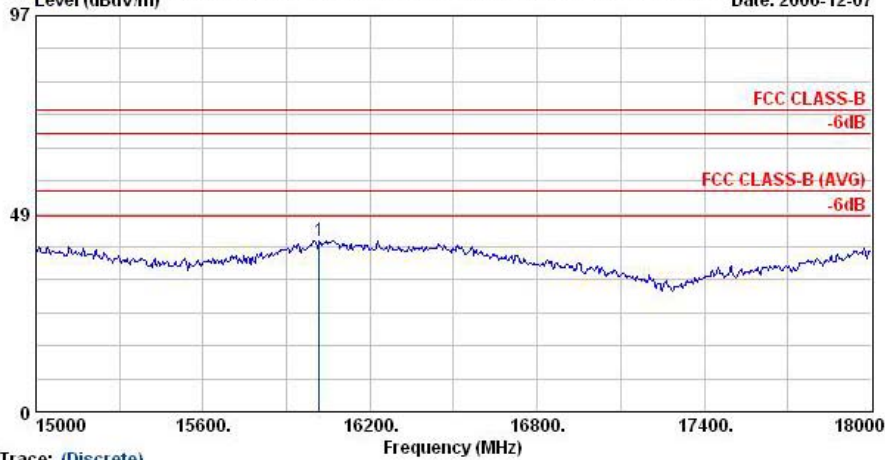


Trace: (Discrete)

Site : 03CH06-HY
 Condition : HF-ANT(8-18)-060918 VERTICAL
 EUT : PDA with GPRS/EDGE+WLAN 11g+BT
 Power : 120Vac/60Hz
 Model : FR 710210
 Memo : 11g Tx_Ch06;2437MHz
 Plane : E2
 Data Rate : 6

	Freq	Level	Over Limit	Limit Line	ReadAntenna	Cable	Preamp	Ant	Table	Remark	
	MHz	dBuV/m	dB	dBuV/m	dBuV	dB/m	dB	dB	cm	deg	
1	14991.00	41.18	-32.82	74.00	69.00	-6.21	14.43	36.03	---	---	Peak

Data: 18 File: D:\Project\2007Q1\528152815C\MLAN11g Tx_Ch06.EMI (20) Date: 2006-12-07



Trace: (Discrete)

Site : 03CH06-HY
 Condition : HF-ANT(8-18)-060918 VERTICAL
 EUT : PDA with GPRS/EDGE+WLAN 11g+BT
 Power : 120Vac/60Hz
 Model : FR 710210
 Memo : 11g Tx_Ch06;2437MHz
 Plane : E2
 Data Rate : 6

	Freq	Level	Over Limit	Limit Line	ReadAntenna	Cable	Preamp	Ant	Table	Remark	
	MHz	dBuV/m	dB	dBuV/m	dBuV	dB/m	dB	dB	cm	deg	
1	16017.00	41.99	-32.01	74.00	69.57	-4.15	12.70	36.13	---	---	Peak