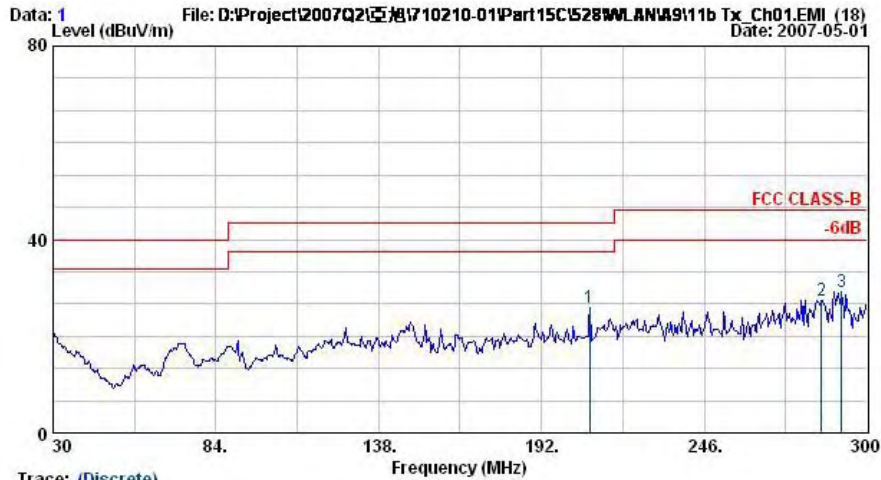




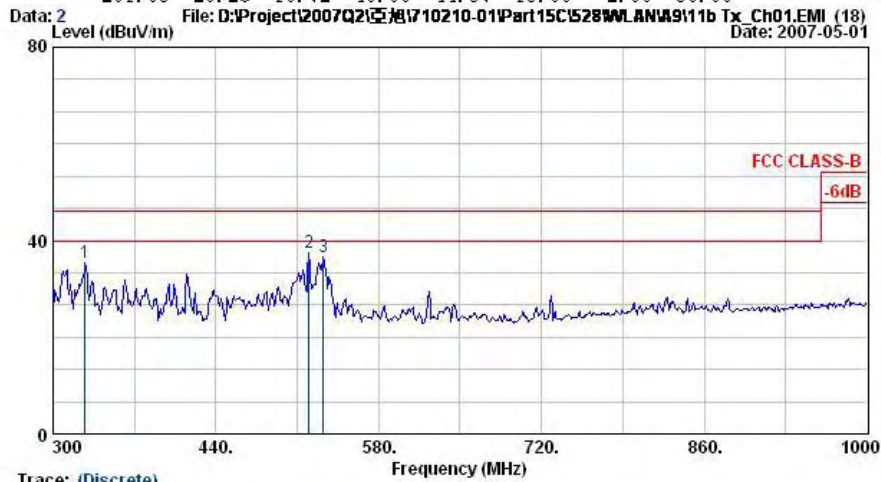
- Test Mode : Mode 16
- Polarization : Horizontal

The test that passed at minimum margin was marked by the frame in the following table.



Trace: (Discrete)
 Site : 03CH06-HY
 Condition : LF-ANT(951121) HORIZONTAL
 EUT : PDA
 Power : 120Vac/60Hz
 Model : FR 710210-01
 Memo : 11b Tx_Ch01;2412MHz
 Plane : E2
 Data Rate : 11
 Scanner : A9

	Freq	Level	Over	Limit	ReadAntenna	Cable	Preamp	Ant	Table	Remark
	MHz	dBuV/m	dB	dBuV/m	dBuV	dB/m	dB	cm	deg	
1	207.93	25.98	-17.52	43.50	45.08	9.76	2.17	31.03	---	Peak
2	284.88	27.46	-18.54	46.00	42.91	12.93	2.58	30.97	---	Peak
3 @	291.63	29.28	-16.72	46.00	44.57	13.06	2.60	30.96	---	Peak

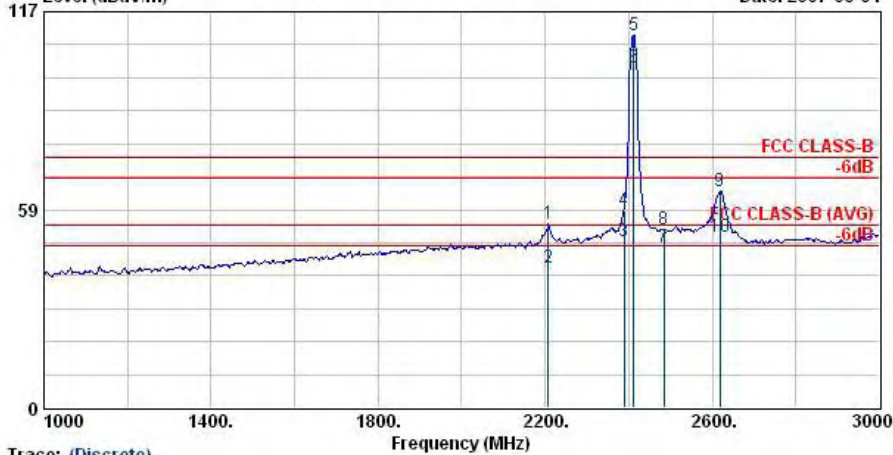


Trace: (Discrete)
 Site : 03CH06-HY
 Condition : LF-ANT(951121) HORIZONTAL
 EUT : PDA
 Power : 120Vac/60Hz
 Model : FR 710210-01
 Memo : 11b Tx_Ch01;2412MHz
 Plane : E2
 Data Rate : 11
 Scanner : A9

	Freq	Level	Over	Limit	ReadAntenna	Cable	Preamp	Ant	Table	Remark
	MHz	dBuV/m	dB	dBuV/m	dBuV	dB/m	dB	cm	deg	
1 @	327.30	35.29	-10.71	46.00	49.50	13.90	2.79	30.91	---	Peak
2 @	519.80	37.52	-8.48	46.00	47.06	17.63	3.60	30.77	100	278 Peak
3 @	532.40	36.54	-9.46	46.00	45.87	17.76	3.65	30.75	---	Peak



Data: 3 File: D:\Project\2007Q2\210\710210-01\Part15C\528\MLAN\911b Tx_Ch01.EMI (18) Level (dBuV/m) Date: 2007-05-01



Trace: (Discrete)

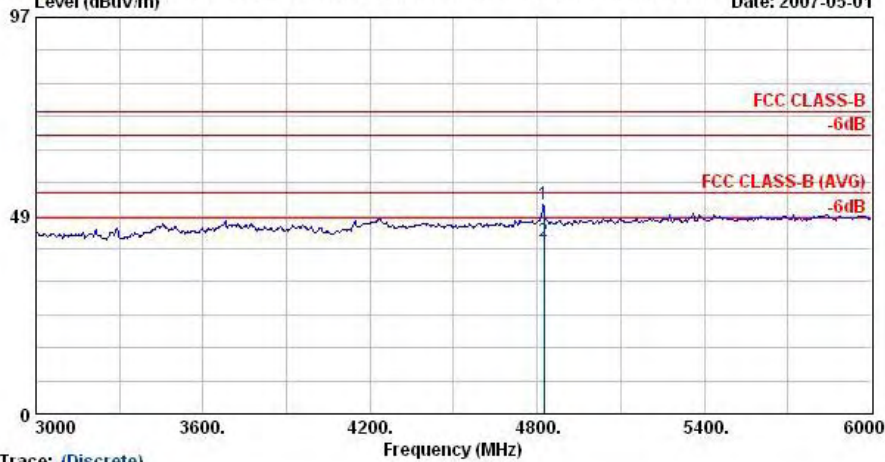
Site : 03CH06-HY
 Condition : RF-ANT-060410 HORIZONTAL
 EUT : PDA
 Power : 120Vac/60Hz
 Model : FR 710210-01
 Memo : 11b Tx_Ch01; 2412MHz
 Plane : E2
 Data Rate : 11
 Scanner : A9

	Freq	Level	Over	Limit	Read	Antenna	Cable	Preamp	Ant	Table	Remark
	MHz	dBuV/m	dB	dBuV/m	dBuV	dB/m	dB	dB	cm	deg	
1	2208.00	54.17	-19.83	74.00	55.74	30.18	3.56	35.31	100	0	Peak
2	2208.00	41.30	-12.70	54.00	42.88	30.18	3.56	35.31	100	298	Average
3 !	2389.76	48.97	-5.03	54.00	50.42	30.26	3.75	35.46	127	307	Average
4	2389.76	58.34	-15.66	74.00	59.79	30.26	3.75	35.46	100	0	Peak
5 X	2412.00	109.95			111.37	30.27	3.77	35.46	100	0	Peak
6 X	2412.00	100.28			101.70	30.27	3.77	35.46	127	307	Average
7	2484.00	47.53	-6.47	54.00	48.89	30.29	3.86	35.51	127	307	Average
8	2484.00	52.80	-21.20	74.00	54.15	30.29	3.86	35.51	100	0	Peak
9	2618.00	64.04	-9.96	74.00	65.45	30.14	3.98	35.52	100	0	Peak
10 !	2618.00	50.64	-3.36	54.00	52.05	30.14	3.98	35.52	100	345	Average

Remark: #5 and #6 Fundamental Signal



Data: 4 File: D:\Project\2007Q2\Case\710210-01\Part15C\528\MLAN\A9\11b Tx_Ch01.EMI (18) Date: 2007-05-01

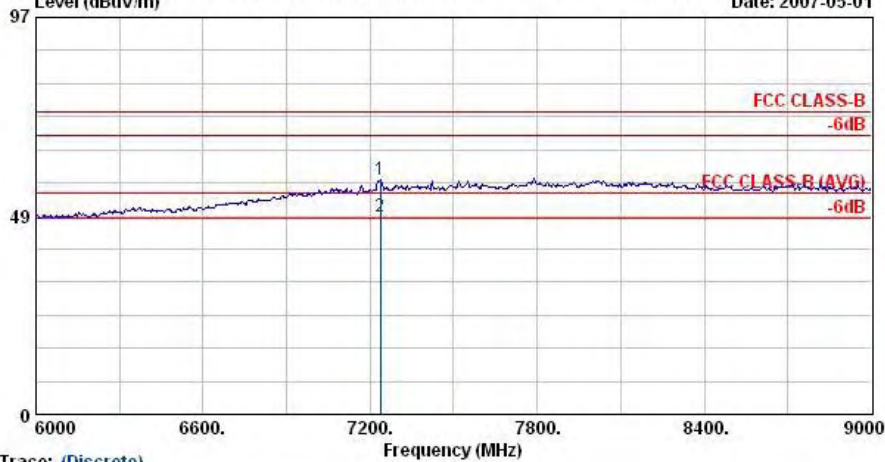


Trace: (Discrete)

Site : 03CH06-HY
 Condition : HF-ANT-060410 HORIZONTAL
 EUT : PDA
 Power : 120Vac/60Hz
 Model : FR 710210-01
 Memo : 11b Tx_Ch01;2412MHz
 Plane : E2
 Data Rate : 11
 Scanner : A9

	Freq	Level	Over Limit	Limit Line	ReadAntenna Level	Antenna Factor	Cable Loss	Preamp Factor	Ant Pos	Table Pos	Remark
	MHz	dBuV/m	dB	dBuV/m	dBuV	dB/m	dB	dB	cm	deg	
1	4824.00	51.05	-22.95	74.00	48.39	32.94	5.84	36.12	100	0	Peak
2 @	4824.00	42.17	-11.83	54.00	39.50	32.94	5.84	36.12	100	345	Average

Data: 5 File: D:\Project\2007Q2\Case\710210-01\Part15C\528\MLAN\A9\11b Tx_Ch01.EMI (18) Date: 2007-05-01



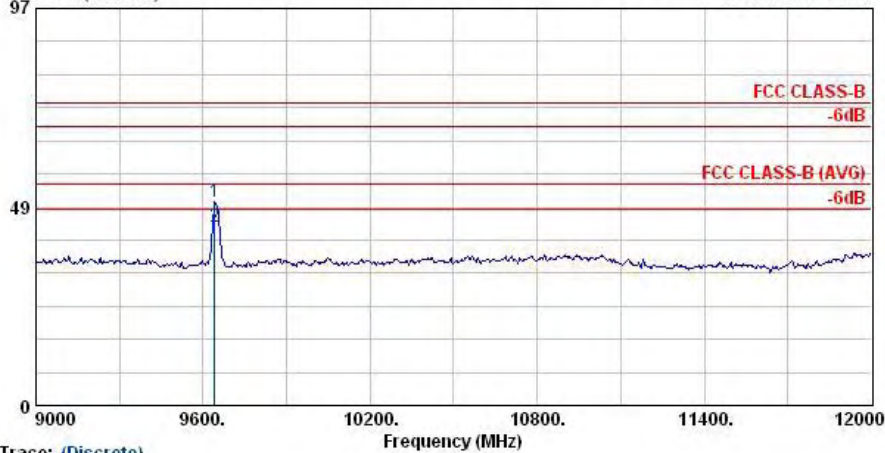
Trace: (Discrete)

Site : 03CH06-HY
 Condition : HF-ANT-060410 HORIZONTAL
 EUT : PDA
 Power : 120Vac/60Hz
 Model : FR 710210-01
 Memo : 11b Tx_Ch01;2412MHz
 Plane : E2
 Data Rate : 11
 Scanner : A9

	Freq	Level	Over Limit	Limit Line	ReadAntenna Level	Antenna Factor	Cable Loss	Preamp Factor	Ant Pos	Table Pos	Remark
	MHz	dBuV/m	dB	dBuV/m	dBuV	dB/m	dB	dB	cm	deg	
1 @	7236.00	57.41	-16.59	74.00	47.22	38.33	7.78	35.92	100	0	Peak
2 @	7236.00	48.39	-5.61	54.00	38.20	38.33	7.78	35.92	100	287	Average



Data: 6 File: D:\Project\2007Q2\Case\710210-01\Part15C\528\MLAN\A9\11b Tx_Ch01.EMI (18) Date: 2007-05-01

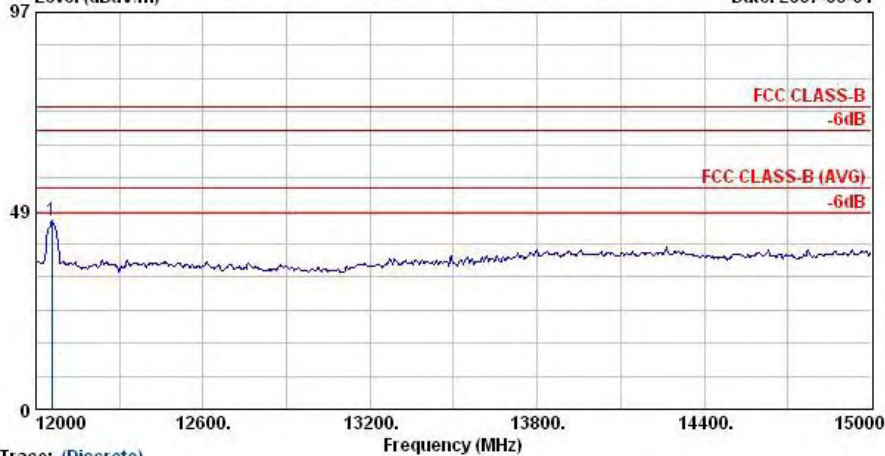


Trace: (Discrete)

Site : 03CH06-RV
 Condition : HF-ANT(6-18)-060918 HORIZONTAL
 EUT : PDA
 Power : 120Vac/60Hz
 Model : FR 710210-01
 Memo : 11b Tx_Ch01;2412MHz
 Plane : E2
 Data Rate : 11
 Scanner : A9

	Freq	Level	Over	Limit	ReadAntenna	Cable	Preamp	Ant	Table	Remark
	MHz	dBuV/m	dB	dBuV/m	dBuV	dB/m	dB	dB	cm	deg
1	9642.00	49.75	-24.25	74.00	87.40	-10.09	9.12	36.68	100	0 Peak
2 @	9642.00	43.81	-10.19	54.00	81.46	-10.09	9.12	36.68	100	237 Average

Data: 7 File: D:\Project\2007Q2\Case\710210-01\Part15C\528\MLAN\A9\11b Tx_Ch01.EMI (18) Date: 2007-05-01



Trace: (Discrete)

Site : 03CH06-RV
 Condition : HF-ANT(6-18)-060918 HORIZONTAL
 EUT : PDA
 Power : 120Vac/60Hz
 Model : FR 710210-01
 Memo : 11b Tx_Ch01;2412MHz
 Plane : E2
 Data Rate : 11
 Scanner : A9

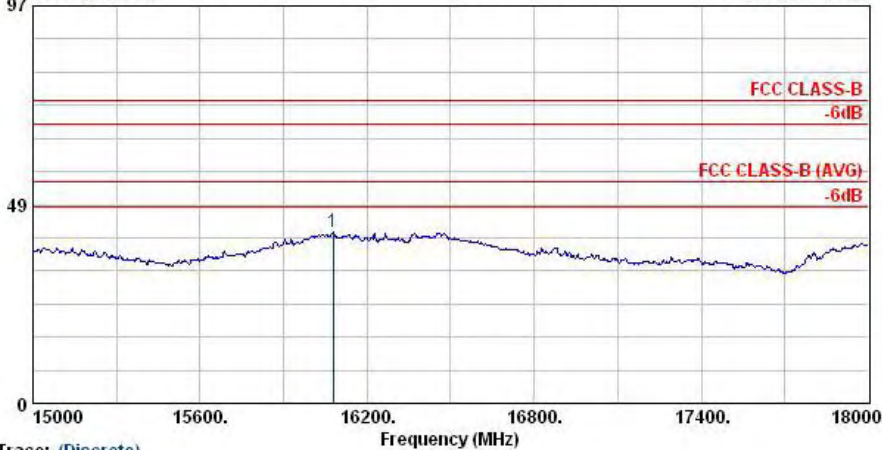
	Freq	Level	Over	Limit	ReadAntenna	Cable	Preamp	Ant	Table	Remark
	MHz	dBuV/m	dB	dBuV/m	dBuV	dB/m	dB	dB	cm	deg
1	12057.00	46.20	-27.80	74.00	81.91	-9.80	10.65	36.56	---	---



FCC/IC TEST REPORT

Report No. : FR710210-01

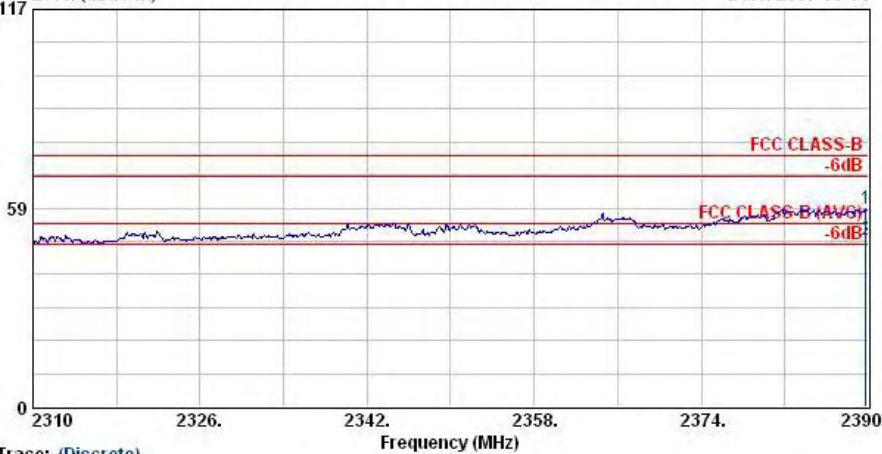
Data: 8 File: D:\Project\2007Q2\578\710210-01\Part15C\528\MLAN\A9\11b Tx_Ch01.EMI (18) Date: 2007-05-01



Trace: (Discrete)
 Site : 03CH06-HV
 Condition : HF-ANT(6-18)-060918 HORIZONTAL
 EUT : PDA
 Power : 120Vac/60Hz
 Model : FR 710210-01
 Memo : 11b Tx_Ch01; 2412MHz
 Plane : E2
 Data Rate : 11
 Scanner : A9

	Freq	Level	Over	Limit	ReadAntenna	Cable	Preamp	Ant	Table	Remark	
	MHz	dBuV/m	dB	dBuV/m	dBuV	dB/m	dB	dB	cm	deg	
1	16077.00	41.91	-32.09	74.00	70.54	-4.89	11.79	35.53	---	---	Peak

Data: 17 File: D:\Project\2007Q2\578\710210-01\Part15C\528\MLAN\A9\11b Tx_Ch01.EMI (18) Date: 2007-05-01



Trace: (Discrete)
 Site : 03CH06-HV
 Condition : HF-ANT-060410 HORIZONTAL
 EUT : PDA
 Power : 120Vac/60Hz
 Model : FR 710210-01
 Memo : 11b Tx_Ch01; 2412MHz
 Plane : E2
 Data Rate : 11
 Scanner : A9

	Freq	Level	Over	Limit	ReadAntenna	Cable	Preamp	Ant	Table	Remark	
	MHz	dBuV/m	dB	dBuV/m	dBuV	dB/m	dB	dB	cm	deg	
1 @	2389.76	58.34	-15.66	74.00	59.79	30.26	3.75	35.46	100	0	Peak
2 @	2389.76	48.97	-5.03	54.00	50.42	30.26	3.75	35.46	127	307	Average



- Polarization : Vertical

The test that passed at minimum margin was marked by the frame in the following table.



Trace: (Discrete)
 Site : 03CH06-HY
 Condition : LF-ANT(951121) VERTICAL
 EUT : PDA
 Power : 120Vac/60Hz
 Model : FR 710210-01
 Memo : 11b Tx_Ch01;2412MHz
 Plane : E2
 Data Rate : 11
 Scanner : A9

	Freq	Level	Over	Limit	Read	Antenna	Cable	Preamp	Ant	Table	Remark
	MHz	dBuV/m	dB	dBuV/m	dBuV	dB/m	dB	dB	cm	deg	
1 @	33.24	31.23	-8.77	40.00	44.18	17.54	0.86	31.36	---	---	Peak
2 @	39.18	28.87	-11.13	40.00	45.14	14.03	0.91	31.21	---	---	Peak
3 @	148.53	27.08	-16.42	43.50	45.96	10.37	1.81	31.07	---	---	Peak



Trace: (Discrete)
 Site : 03CH06-HY
 Condition : LF-ANT(951121) VERTICAL
 EUT : PDA
 Power : 120Vac/60Hz
 Model : FR 710210-01
 Memo : 11b Tx_Ch01;2412MHz
 Plane : E2
 Data Rate : 11
 Scanner : A9

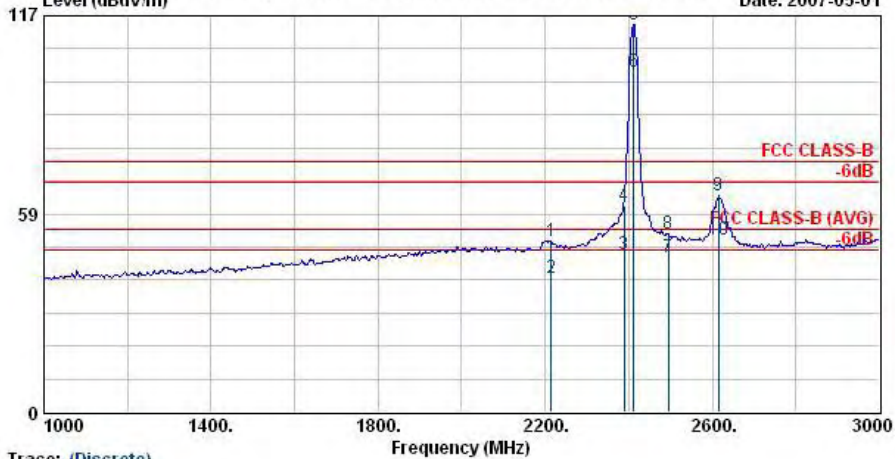
	Freq	Level	Over	Limit	Read	Antenna	Cable	Preamp	Ant	Table	Remark
	MHz	dBuV/m	dB	dBuV/m	dBuV	dB/m	dB	dB	cm	deg	
1 @	514.90	42.08	-3.92	46.00	51.70	17.58	3.57	30.77	100	305	QP
2 @	519.80	42.26	-3.74	46.00	51.80	17.63	3.60	30.77	100	287	QP
3 @	532.40	45.36	-0.64	46.00	54.70	17.76	3.65	30.75	100	294	QP



FCC/IC TEST REPORT

Report No. : FR710210-01

Data: 11 File: D:\Project\2007Q2\2710210-01\Part15C\528WLANA9111b Tx_Ch01.EMI (18) Level (dBuV/m) Date: 2007-05-01



Trace: (Discrete)

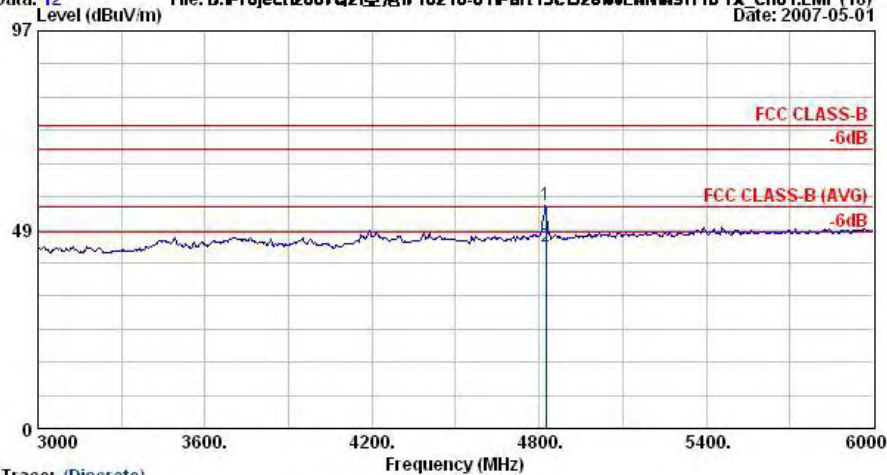
Site : 03CH06-HY
 Condition : HF-ANT-060410 VERTICAL
 EUT : PDA
 Power : 120Vac/60Hz
 Model : FR 710210-01
 Memo : 11b Tx_Ch01;2412MHz
 Plane : E2
 Data Rate : 11
 Scanner : A9

	Freq	Level	Over	Limit	Read	Antenna	Cable	Preamp	Ant	Table	Remark
	MHz	dBuV/m	dB	dBuV/m	dBuV	dB/m	dB	dB	cm	deg	
1	2214.00	50.62	-23.38	74.00	52.21	30.18	3.56	35.33	100	0	Peak
2	2214.00	39.68	-14.32	54.00	41.27	30.18	3.56	35.33	100	314	Average
3	2389.76	46.56	-7.44	54.00	48.01	30.26	3.75	35.46	100	169	Average
4	2389.76	61.01	-12.99	74.00	62.46	30.26	3.75	35.46	100	0	Peak
5 X	2412.00	114.58			116.00	30.27	3.77	35.46	100	0	Peak
6 @	2412.00	100.58			102.00	30.27	3.77	35.46	100	169	Average
7	2494.00	45.73	-8.27	54.00	47.08	30.30	3.88	35.53	100	169	Average
8	2494.00	52.57	-21.43	74.00	53.92	30.30	3.88	35.53	100	0	Peak
9	2614.00	63.95	-10.05	74.00	65.36	30.14	3.98	35.52	100	0	Peak
10 !	2614.00	50.79	-3.21	54.00	52.20	30.14	3.98	35.52	121	124	Average

Remark: #5 and #6 Fundamental Signal



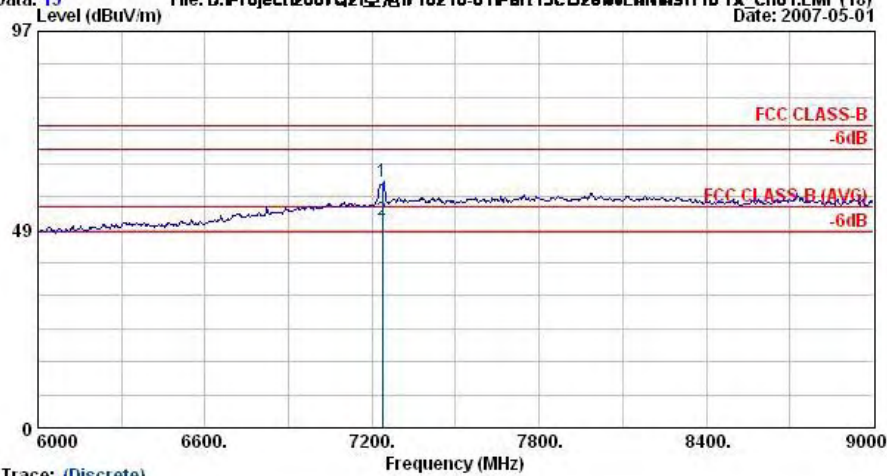
Data: 12 File: D:\Project\2007Q2\578710210-01\Part15C\528\WLAN\A9\11b Tx_Ch01.EMI (18) Date: 2007-05-01



Trace: (Discrete)
 Site : D3CH06-HY
 Condition : HF-ANT-060410 VERTICAL
 EUT : PDA
 Power : 120Vac/60Hz
 Model : FR 710210-01
 Memo : 11b Tx_Ch01;2412MHz
 Plane : E2
 Data Rate : 11
 Scanner : A9

	Freq	Level	Over	Limit	Read	Antenna	Cable	Preamp	Ant	Table	Remark
	MHz	dBuV/m	dB	dBuV/m	dBuV	dB/m	dB	dB	cm	deg	
1	4824.00	54.57	-19.43	74.00	51.90	32.94	5.84	36.12	100	0	Peak
2 @	4824.00	44.31	-9.69	54.00	41.64	32.94	5.84	36.12	100	255	Average

Data: 13 File: D:\Project\2007Q2\578710210-01\Part15C\528\WLAN\A9\11b Tx_Ch01.EMI (18) Date: 2007-05-01

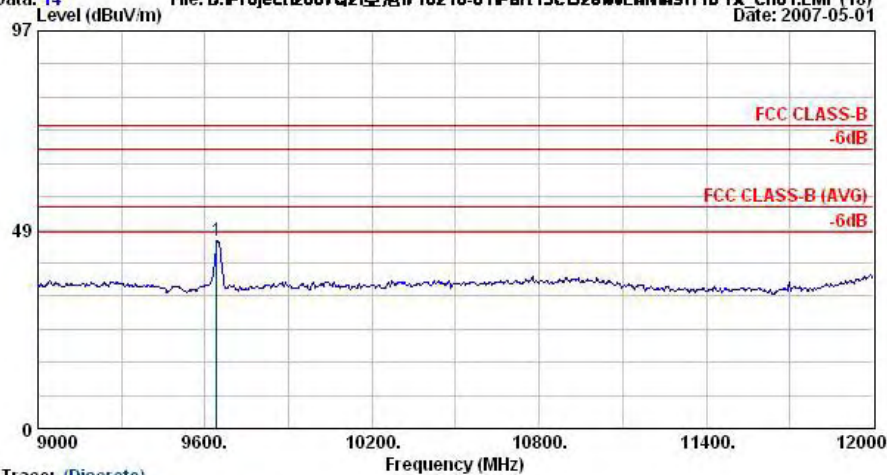


Trace: (Discrete)
 Site : D3CH06-HY
 Condition : HF-ANT-060410 VERTICAL
 EUT : PDA
 Power : 120Vac/60Hz
 Model : FR 710210-01
 Memo : 11b Tx_Ch01;2412MHz
 Plane : E2
 Data Rate : 11
 Scanner : A9

	Freq	Level	Over	Limit	Read	Antenna	Cable	Preamp	Ant	Table	Remark
	MHz	dBuV/m	dB	dBuV/m	dBuV	dB/m	dB	dB	cm	deg	
1 @	7236.00	60.28	-13.72	74.00	50.10	38.33	7.77	35.92	100	0	Peak
2 @	7236.00	50.94	-3.06	54.00	40.75	38.33	7.78	35.92	100	182	Average



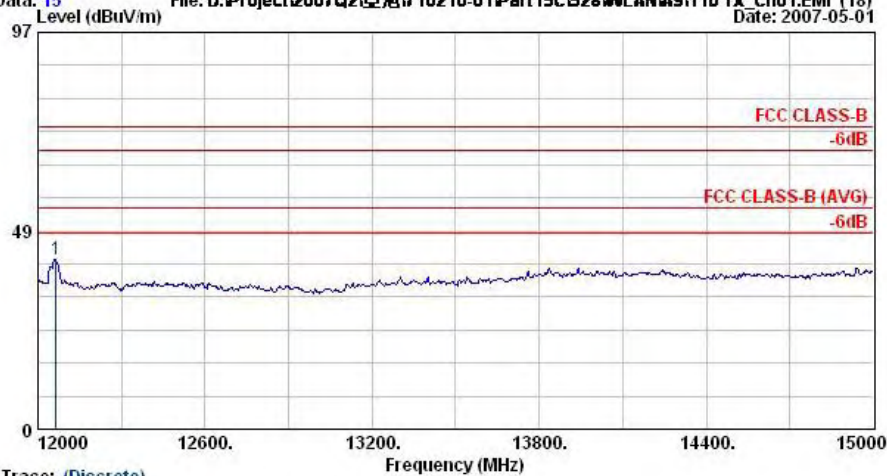
Data: 14 File: D:\Project\2007Q2\2412\710210-01\Part15C\528WLAN\A911b Tx_Ch01.EMI (18) Date: 2007-05-01



Trace: (Discrete)
 Site : D3CH06-HY
 Condition : HF-ANT(8-16)-060918 VERTICAL
 EUT : PDA
 Power : 120Vac/60Hz
 Model : FR 710210-01
 Memo : 11b Tx_Ch01;2412MHz
 Plane : E2
 Data Rate : 11
 Scanner : A9

	Freq	Level	Over	Limit	Read	Antenna	Cable	Preamp	Ant	Table	Remark
	MHz	dBuV/m	dB	dBuV/m	dBuV	dB/m	dB	dB	cm	deg	
1	9642.00	45.87	-28.13	74.00	83.52	-10.09	9.12	36.68	---	---	Peak

Data: 15 File: D:\Project\2007Q2\2412\710210-01\Part15C\528WLAN\A911b Tx_Ch01.EMI (18) Date: 2007-05-01

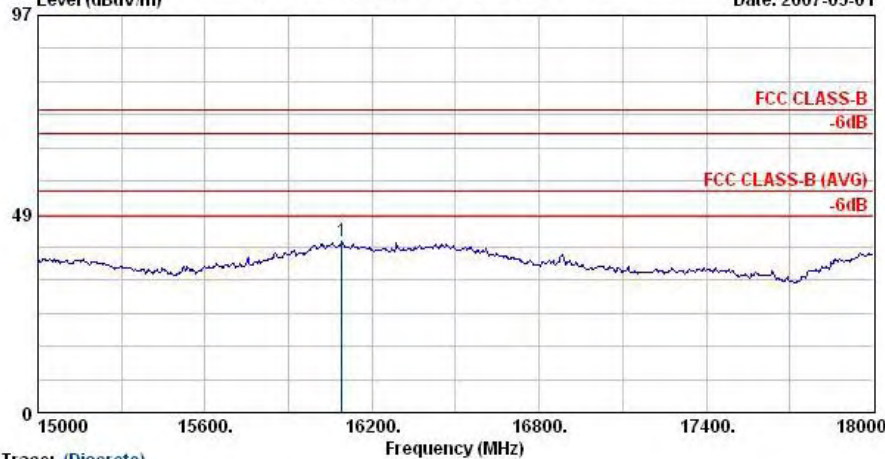


Trace: (Discrete)
 Site : D3CH06-HY
 Condition : HF-ANT(8-16)-060918 VERTICAL
 EUT : PDA
 Power : 120Vac/60Hz
 Model : FR 710210-01
 Memo : 11b Tx_Ch01;2412MHz
 Plane : E2
 Data Rate : 11
 Scanner : A9

	Freq	Level	Over	Limit	Read	Antenna	Cable	Preamp	Ant	Table	Remark
	MHz	dBuV/m	dB	dBuV/m	dBuV	dB/m	dB	dB	cm	deg	
1	12066.00	41.44	-32.56	74.00	77.18	-9.84	10.65	36.56	---	---	Peak



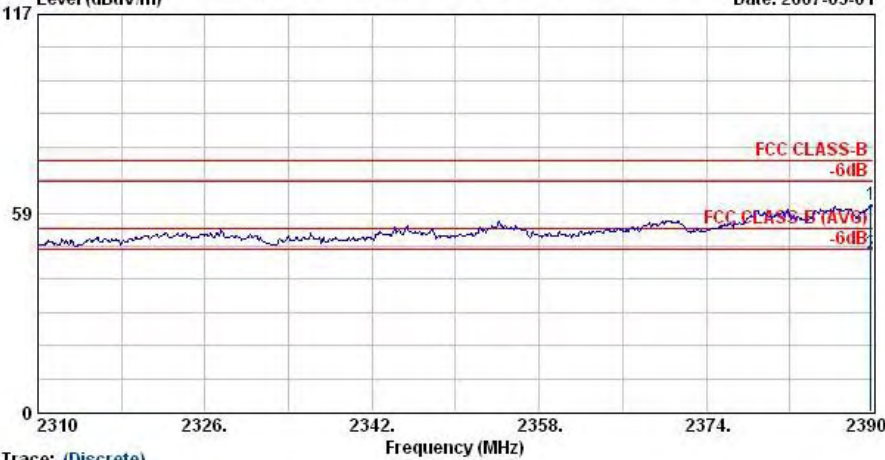
Data: 16 File: D:\Project\2007Q2\亞旭\710210-01\Part15C\528\WL\AN\A9\11b Tx_Ch01.EMI (18) Level (dBuV/m) Date: 2007-05-01



Trace: (Discrete)
 Site : 03CH06-HY
 Condition : HF-ANT(8-16)-060018 VERTICAL
 EUT : PDA
 Power : 120Vac/60Hz
 Model : FR 710210-01
 Memo : 11b Tx_Ch01;2412MHz
 Plane : E2
 Data Rate : 11
 Scanner : A9

	Freq	Level	Over Limit	Limit Line	ReadAntenna Level	Antenna Factor	Cable Loss	Preamp Factor	Ant Pos	Table Pos	Remark
	MHz	dBuV/m	dB	dBuV/m	dBuV	dB/m	dB	dB	cm	deg	
1	16092.00	41.86	-32.14	74.00	70.33	-5.02	11.79	35.24	---	---	Peak

Data: 18 File: D:\Project\2007Q2\亞旭\710210-01\Part15C\528\WL\AN\A9\11b Tx_Ch01.EMI (18) Level (dBuV/m) Date: 2007-05-01



Trace: (Discrete)
 Site : 03CH06-HY
 Condition : HF-ANT-060410 VERTICAL
 EUT : PDA
 Power : 120Vac/60Hz
 Model : FR 710210-01
 Memo : 11b Tx_Ch01;2412MHz
 Plane : E2
 Data Rate : 11
 Scanner : A9

	Freq	Level	Over Limit	Limit Line	ReadAntenna Level	Antenna Factor	Cable Loss	Preamp Factor	Ant Pos	Table Pos	Remark
	MHz	dBuV/m	dB	dBuV/m	dBuV	dB/m	dB	dB	cm	deg	
1 @	2389.76	61.01	-12.99	74.00	62.46	30.26	3.75	35.46	100	0	Peak
2 @	2389.76	46.56	-7.44	54.00	48.01	30.26	3.75	35.46	100	169	Average

Remark: There is no more obvious spurious emission except the listings above.



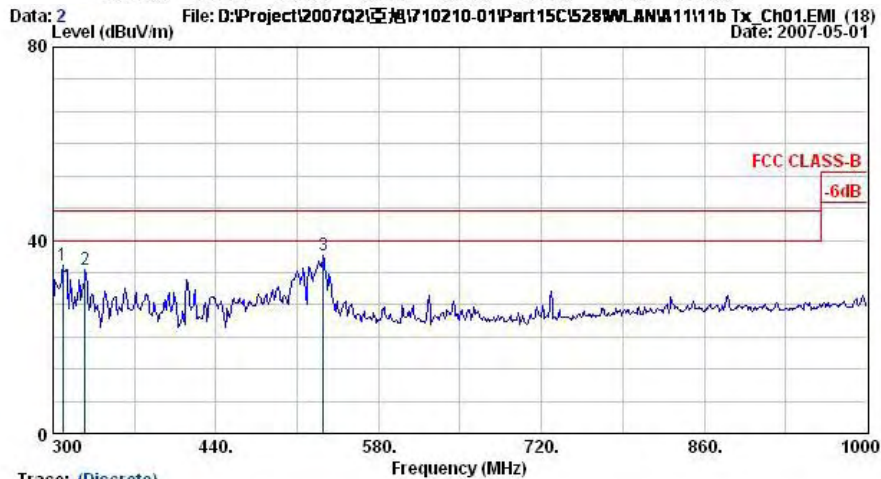
- Test Mode : Mode 17
- Polarization : Horizontal

The test that passed at minimum margin was marked by the frame in the following table.



Trace: (Discrete)
 Site : 03CH06-HY
 Condition : LF-ANT(951121) HORIZONTAL
 EUT : PDA
 Power : 120Vac/60Hz
 Model : FR 710210-01
 Memo : 11b Tx_Ch01;2412MHz
 Plane : E2
 Data Rate : 11
 Scanner : All

	Freq	Level	Over Limit	Limit Line	ReadAntenna Level	Antenna Factor	Cable Loss	Preamp Factor	Ant Pos	Table Pos	Remark
	MHz	dBuV/m	dB	dBuV/m	dBuV	dB/m	dB	dB	cm	deg	
1	283.53	27.87	-18.13	46.00	43.36	12.90	2.58	30.97	---	---	Peak
2	288.93	29.49	-16.51	46.00	44.85	13.01	2.59	30.96	---	---	Peak
3	291.63	31.07	-14.93	46.00	46.36	13.06	2.60	30.96	---	---	Peak



Trace: (Discrete)
 Site : 03CH06-HY
 Condition : LF-ANT(951121) HORIZONTAL
 EUT : PDA
 Power : 120Vac/60Hz
 Model : FR 710210-01
 Memo : 11b Tx_Ch01;2412MHz
 Plane : E2
 Data Rate : 11
 Scanner : All

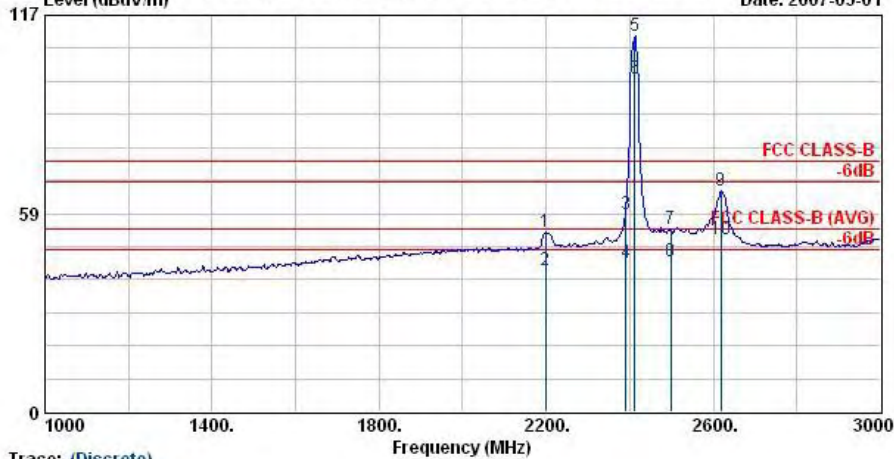
	Freq	Level	Over Limit	Limit Line	ReadAntenna Level	Antenna Factor	Cable Loss	Preamp Factor	Ant Pos	Table Pos	Remark
	MHz	dBuV/m	dB	dBuV/m	dBuV	dB/m	dB	dB	cm	deg	
1	308.40	34.73	-11.27	46.00	49.53	13.43	2.69	30.93	---	---	Peak
2	327.30	33.81	-12.19	46.00	48.02	13.90	2.79	30.91	---	---	Peak
3	532.40	36.80	-9.20	46.00	46.14	17.76	3.65	30.75	100	278	Peak



FCC/IC TEST REPORT

Report No. : FR710210-01

Data: 3 File: D:\Project\2007Q2\05\FR710210-01\Part15C\528\WLAN\A11\11b Tx_Ch01.EMI (18) Date: 2007-05-01



Trace: (Discrete)

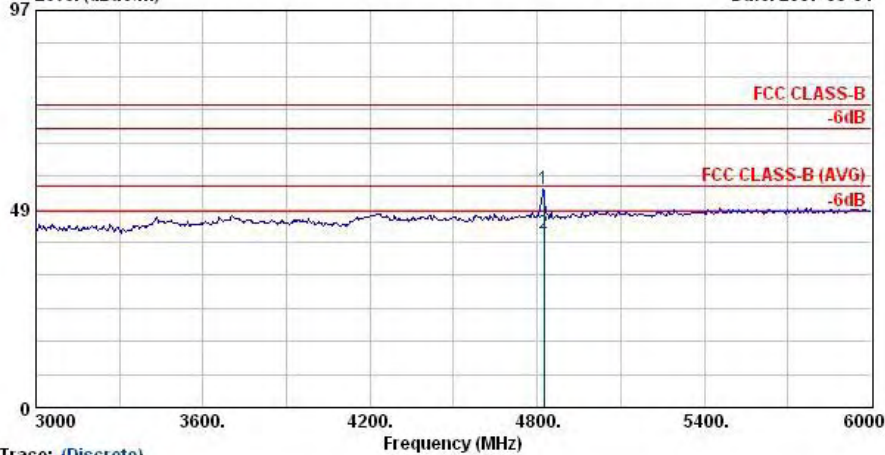
Site : 03CH06-RY
 Condition : HF-ANT-060410 HORIZONTAL
 EUT : PDA
 Power : 120Vac/60Hz
 Model : FR 710210-01
 Memo : 11b Tx_Ch01; 2412MHz
 Plane : E2
 Data Rate : 11
 Scanner : All

	Freq	Level	Over	Limit	Read	Antenna	Cable	Preamp	Ant	Table	Remark
	MHz	dBuV/m	dB	dBuV/m	dBuV	dB/m	dB	dB	cm	deg	
1	2198.00	53.20	-20.80	74.00	54.80	30.18	3.54	35.31	100	0	Peak
2	2198.00	41.83	-12.17	54.00	43.43	30.18	3.54	35.31	100	196	Average
3	2389.92	58.38	-15.62	74.00	59.83	30.26	3.75	35.46	100	0	Peak
4	2389.92	43.75			45.20	30.26	3.75	35.46	112	317	Average
5 @	2412.00	110.76			112.18	30.27	3.77	35.46	100	0	Peak
6 @	2412.00	98.19	44.19	54.00	99.61	30.27	3.77	35.46	112	317	Average
7	2498.00	53.98	-20.02	74.00	55.32	30.30	3.88	35.53	100	0	Peak
8	2498.00	44.38	-9.62	54.00	45.73	30.30	3.88	35.53	112	317	Average
9	2618.00	65.40	-8.60	74.00	66.80	30.14	3.98	35.52	100	0	Peak
10 @	2618.00	50.99	-3.01	54.00	52.40	30.14	3.98	35.52	100	328	Average

Remark: #5 and #6 Fundamental Signal



Data: 4 File: D:\Project\2007Q2\571710210-01\Part15C\528\MLANW11111b Tx_Ch01.EMI (18) Date: 2007-05-01

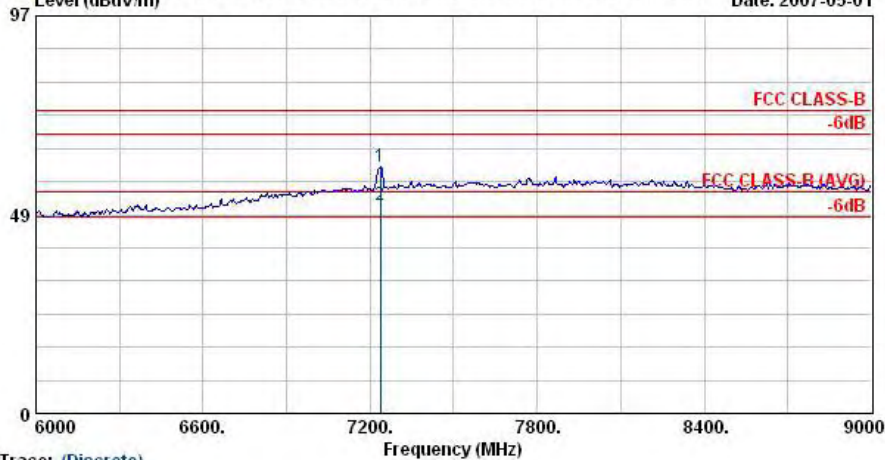


Trace: (Discrete)

Site : 03CH06-HY
 Condition : HF-ANT-060410 HORIZONTAL
 EUT : PDA
 Power : 120Vac/60Hz
 Model : FR 710210-01
 Memo : 11b Tx_Ch01;2412MHz
 Plane : E2
 Data Rate : 11
 Scanner : All

	Freq	Level	Over Limit	Limit Line	ReadAntenna Level	Antenna Factor	Cable Loss	Preamp Factor	Ant Pos	Table Pos	Remark
	MHz	dBuV/m	dB	dBuV/m	dBuV	dB/m	dB	dB	cm	deg	
1	4824.00	53.34	-20.66	74.00	50.67	32.94	5.84	36.12	100	0	Peak
2	4824.00	42.57	-11.43	54.00	39.90	32.94	5.84	36.12	100	255	Average

Data: 5 File: D:\Project\2007Q2\571710210-01\Part15C\528\MLANW11111b Tx_Ch01.EMI (18) Date: 2007-05-01



Trace: (Discrete)

Site : 03CH06-HY
 Condition : HF-ANT-060410 HORIZONTAL
 EUT : PDA
 Power : 120Vac/60Hz
 Model : FR 710210-01
 Memo : 11b Tx_Ch01;2412MHz
 Plane : E2
 Data Rate : 11
 Scanner : All

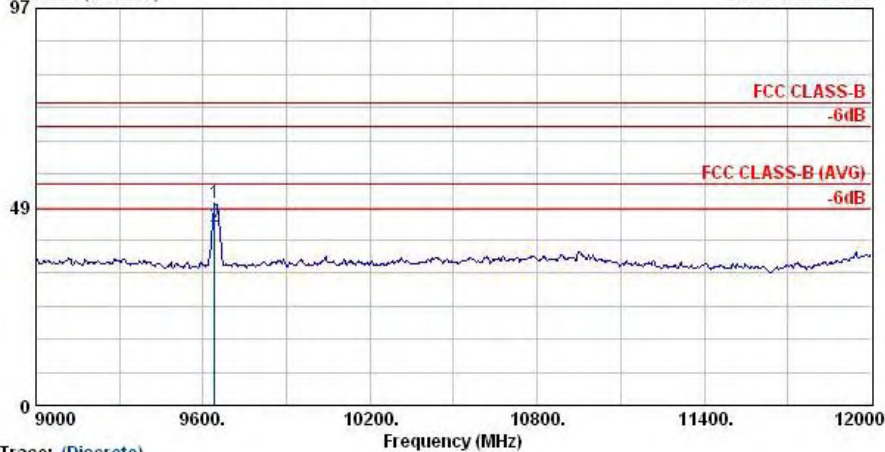
	Freq	Level	Over Limit	Limit Line	ReadAntenna Level	Antenna Factor	Cable Loss	Preamp Factor	Ant Pos	Table Pos	Remark
	MHz	dBuV/m	dB	dBuV/m	dBuV	dB/m	dB	dB	cm	deg	
1	7236.00	60.18	-13.82	74.00	49.99	38.33	7.78	35.92	100	0	Peak
2 @	7236.00	50.99	-3.01	54.00	40.80	38.33	7.78	35.92	125	121	Average



FCC/IC TEST REPORT

Report No. : FR710210-01

Data: 6 File: D:\Project\2007Q2\Case\710210-01\Part15C\528WLAN\A11\11b Tx_Ch01.EMI (18) Date: 2007-05-01

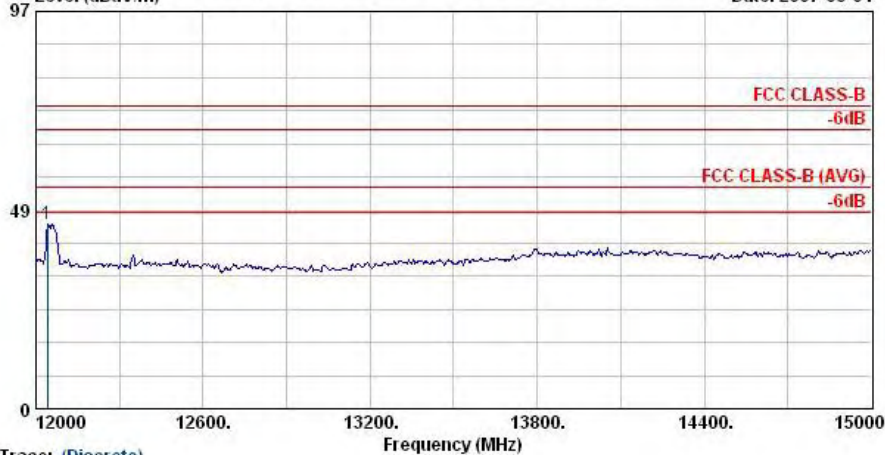


Trace: (Discrete)

Site : 03CH06-RY
 Condition : HF-ANT(6-18)-060918 HORIZONTAL
 EUT : PDA
 Power : 120Vac/60Hz
 Model : FR 710210-01
 Memo : 11b Tx_Ch01;2412MHz
 Plane : E2
 Data Rate : 11
 Scanner : All

	Freq	Level	Over Limit	Limit Line	Read Level	Antenna Factor	Cable Loss	Preamp Factor	Ant Pos	Table Pos	Remark
	MHz	dBuV/m	dB	dBuV/m	dBuV	dB/m	dB	dB	cm	deg	
1	9642.00	49.26	-24.74	74.00	86.91	-10.09	9.12	36.68	100	0	Peak
2	9642.00	43.74	-10.26	54.00	81.39	-10.09	9.12	36.68	100	230	Average

Data: 7 File: D:\Project\2007Q2\Case\710210-01\Part15C\528WLAN\A11\11b Tx_Ch01.EMI (18) Date: 2007-05-01



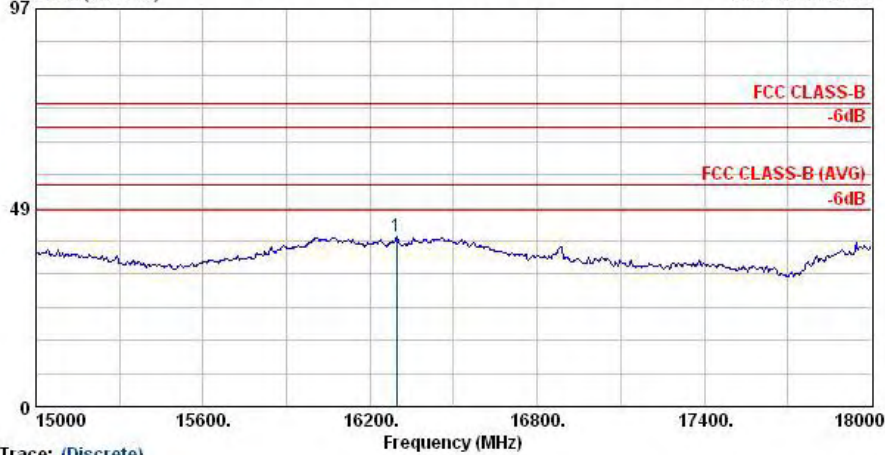
Trace: (Discrete)

Site : 03CH06-RY
 Condition : HF-ANT(6-18)-060918 HORIZONTAL
 EUT : PDA
 Power : 120Vac/60Hz
 Model : FR 710210-01
 Memo : 11b Tx_Ch01;2412MHz
 Plane : E2
 Data Rate : 11
 Scanner : All

	Freq	Level	Over Limit	Limit Line	Read Level	Antenna Factor	Cable Loss	Preamp Factor	Ant Pos	Table Pos	Remark
	MHz	dBuV/m	dB	dBuV/m	dBuV	dB/m	dB	dB	cm	deg	
1	12042.00	45.22	-28.78	74.00	80.89	-9.74	10.64	36.58	---	---	Peak



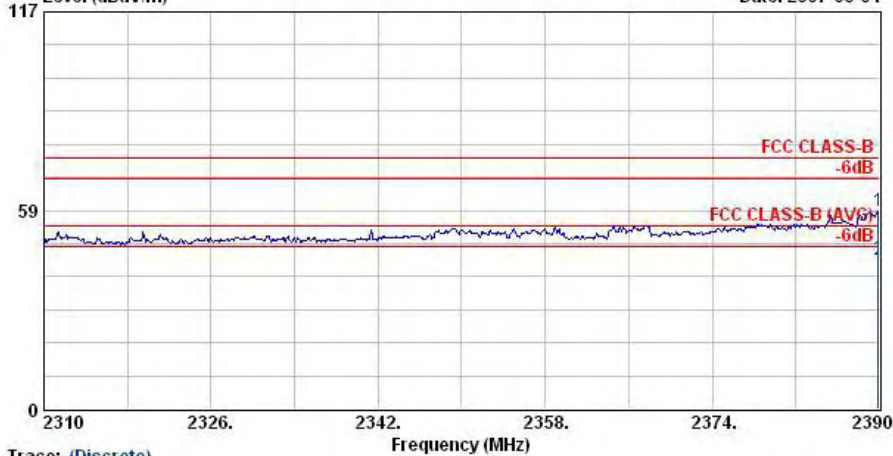
Data: 8 File: D:\Project\2007Q2\518710210-01\Part15C\528WLAN\A11\11b Tx_Ch01.EMI (18) Date: 2007-05-01



Trace: (Discrete)
 Site : 03CH06-HY
 Condition : HF-ANT(6-18)-060918 HORIZONTAL
 EUT : PDA
 Power : 120Vac/60Hz
 Model : FR 710210-01
 Memo : 11b Tx_Ch01; 2412MHz
 Plane : E2
 Data Rate : 11
 Scanner : All

	Freq	Level	Over	Limit	ReadAntenna	Cable	Preamp	Ant	Table	Remark	
	MHz	dBuV/m	dB	dBuV/m	dBuV	dB/m	dB	dB	cm	deg	
1	16296.00	41.35	-32.65	74.00	70.01	-7.62	11.84	32.88	---	---	Peak

Data: 17 File: D:\Project\2007Q2\518710210-01\Part15C\528WLAN\A11\11b Tx_Ch01.EMI (18) Date: 2007-05-01



Trace: (Discrete)
 Site : 03CH06-HY
 Condition : HF-ANT-060410 HORIZONTAL
 EUT : PDA
 Power : 120Vac/60Hz
 Model : FR 710210-01
 Memo : 11b Tx_Ch01; 2412MHz
 Plane : E2
 Data Rate : 11
 Scanner : All

	Freq	Level	Over	Limit	ReadAntenna	Cable	Preamp	Ant	Table	Remark	
	MHz	dBuV/m	dB	dBuV/m	dBuV	dB/m	dB	dB	cm	deg	
1	2389.92	58.38	-15.62	74.00	59.83	30.26	3.75	35.46	100	0	Peak
2	2389.92	43.75	-10.25	54.00	45.20	30.26	3.75	35.46	112	317	Average



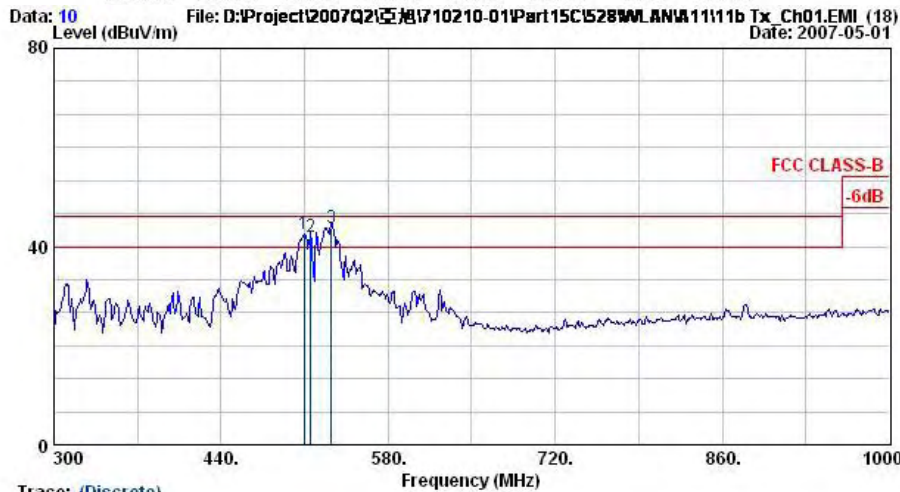
- Polarization : Vertical

The test that passed at minimum margin was marked by the frame in the following table.



Trace: (Discrete)
 Site : 03CH06-HY
 Condition : LF-ANT(951121) VERTICAL
 EUT : PDA
 Power : 120Vac/60Hz
 Model : FR 710210-01
 Memo : 11b Tx_Ch01;2412MHz
 Plane : E2
 Data Rate : 11
 Scanner : All

	Freq	Level	Over	Limit	Read	Antenna	Cable	Preamp	Ant	Table	Remark
	MHz	dBuV/m	dB	dBuV/m	dBuV	dB/m	dB	dB	cm	deg	
1	32.43	30.67	-9.33	40.00	43.62	17.54	0.86	31.36	---	---	Peak
2	39.18	28.42	-11.58	40.00	44.69	14.03	0.91	31.21	---	---	Peak
3	148.53	28.16	-15.34	43.50	47.04	10.37	1.81	31.07	---	---	Peak

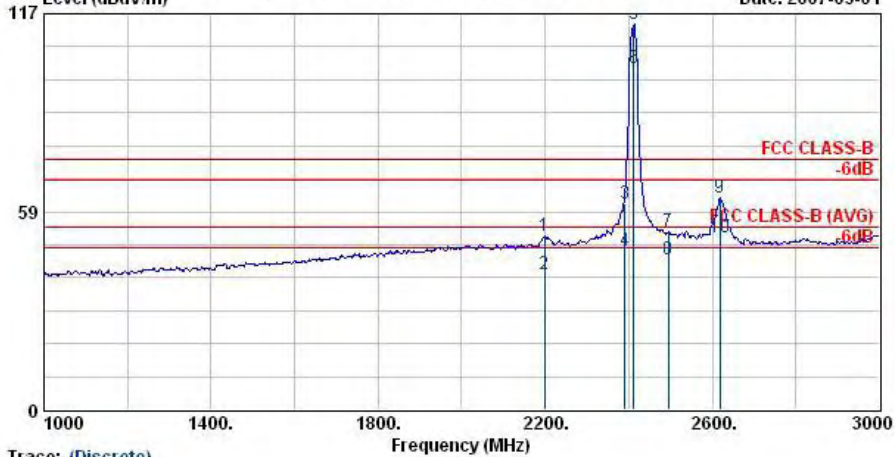


Trace: (Discrete)
 Site : 03CH06-HY
 Condition : LF-ANT(951121) VERTICAL
 EUT : PDA
 Power : 120Vac/60Hz
 Model : FR 710210-01
 Memo : 11b Tx_Ch01;2412MHz
 Plane : E2
 Data Rate : 11
 Scanner : All

	Freq	Level	Over	Limit	Read	Antenna	Cable	Preamp	Ant	Table	Remark
	MHz	dBuV/m	dB	dBuV/m	dBuV	dB/m	dB	dB	cm	deg	
1 @	509.30	42.46	-3.54	46.00	52.17	17.52	3.55	30.78	---	---	Peak
2 @	514.90	41.88	-4.12	46.00	51.50	17.58	3.57	30.77	100	331	QP
3 @	532.40	43.76	-2.24	46.00	53.10	17.76	3.65	30.75	100	305	QP



Data: 11 File: D:\Project\2007Q2\2710710210-01\Part15C\528WLANA11111b Tx_Ch01.EMI (18) Level (dBuV/m) Date: 2007-05-01



Trace: (Discrete)

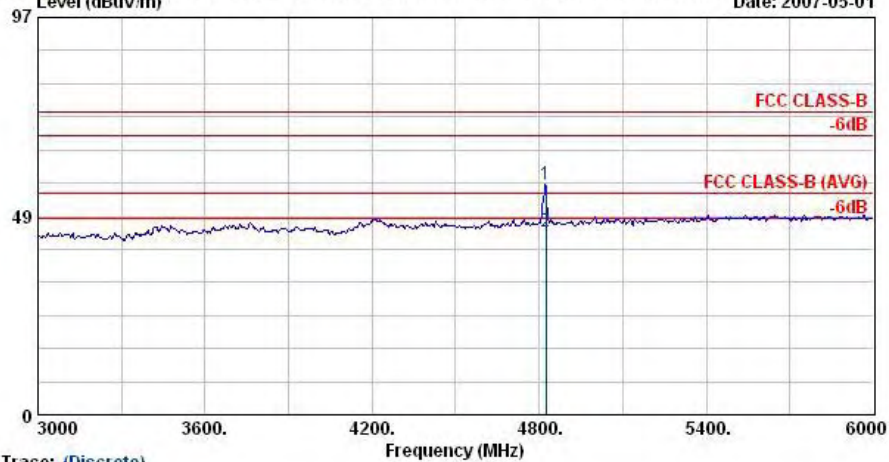
Site : 03CH06-HY
 Condition : HF-ANT-060410 VERTICAL
 EUT : PDA
 Power : 120Vac/60Hz
 Model : FR 710210-01
 Memo : 11b Tx_Ch01;2412MHz
 Plane : E2
 Data Rate : 11
 Scanner : All

	Freq	Level	Over	Limit	Read	Antenna	Cable	Preamp	Ant	Table	
	MHz	dBuV/m	Limit	Line	Level	Factor	Loss	Factor	Pos	Pos	Remark
			dB	dBuV/m	dBuV	dB/m	dB	dB	cm	deg	
1	2198.00	51.38	-22.62	74.00	52.98	30.18	3.54	35.31	100	0	Peak
2	2198.00	40.14	-13.86	54.00	41.74	30.18	3.54	35.31	109	200	Average
3	2389.92	60.79	-13.21	74.00	62.24	30.26	3.75	35.46	100	0	Peak
4	2389.92	47.08	-6.92	54.00	48.53	30.26	3.75	35.46	100	169	Average
5 @	2412.00	113.98			115.40	30.27	3.77	35.46	100	0	Peak
6 @	2412.00	100.78			102.20	30.27	3.77	35.46	100	169	Average
7	2494.00	52.56	-21.44	74.00	53.90	30.30	3.88	35.53	100	0	Peak
8	2494.00	44.22	-9.78	54.00	45.57	30.30	3.88	35.53	100	169	Average
9	2618.00	62.44	-11.56	74.00	63.85	30.14	3.98	35.52	100	0	Peak
10 @	2618.00	50.69	-3.31	54.00	52.10	30.14	3.98	35.52	110	140	Average

Remark: #5 and #6 Fundamental Signal



Data: 12 File: D:\Project\2007Q2\571710210-01\Part15C\528WLANA111\11b Tx_Ch01.EMI (18) Date: 2007-05-01

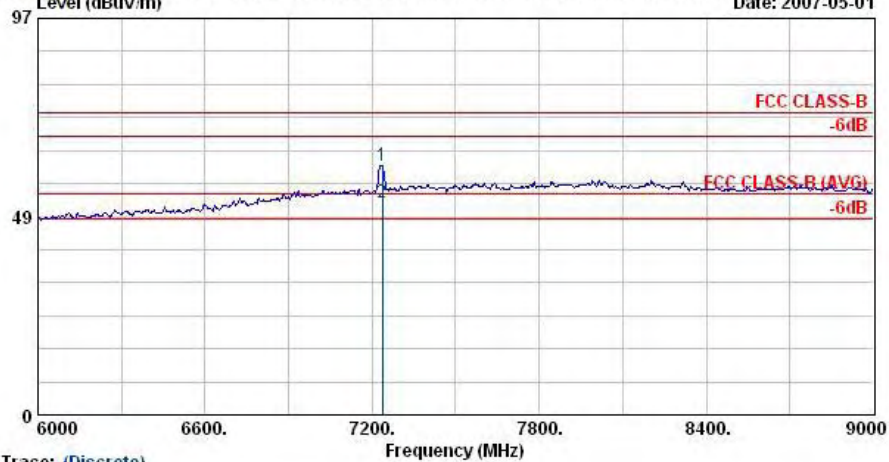


Trace: (Discrete)

Site : 03CH06-HY
 Condition : HF-ANT-060410 VERTICAL
 EUT : PDA
 Power : 120Vac/60Hz
 Model : FR 710210-01
 Memo : 11b Tx_Ch01;2412MHz
 Plane : E2
 Data Rate : 11
 Scanner : All

	Freq	Level	Over	Limit	Read	Antenna	Cable	Preamp	Ant	Table	Remark
	MHz	dBuV/m	dB	dBuV/m	dBuV	dB/m	dB	dB	cm	deg	
1	4824.00	56.40	-17.60	74.00	53.73	32.94	5.84	36.12	100	0	Peak
2	4824.00	44.61	-9.39	54.00	41.94	32.94	5.84	36.12	100	255	Average

Data: 13 File: D:\Project\2007Q2\571710210-01\Part15C\528WLANA111\11b Tx_Ch01.EMI (18) Date: 2007-05-01



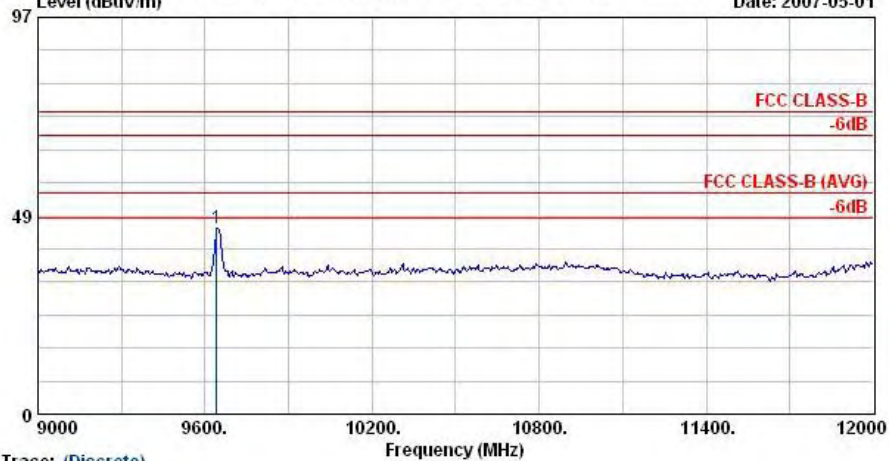
Trace: (Discrete)

Site : 03CH06-HY
 Condition : HF-ANT-060410 VERTICAL
 EUT : PDA
 Power : 120Vac/60Hz
 Model : FR 710210-01
 Memo : 11b Tx_Ch01;2412MHz
 Plane : E2
 Data Rate : 11
 Scanner : All

	Freq	Level	Over	Limit	Read	Antenna	Cable	Preamp	Ant	Table	Remark
	MHz	dBuV/m	dB	dBuV/m	dBuV	dB/m	dB	dB	cm	deg	
1	7236.00	61.08	-12.92	74.00	50.88	38.33	7.78	35.92	100	0	Peak
2 @	7236.00	51.75	-2.25	54.00	41.56	38.33	7.78	35.92	100	187	Average



Data: 14 File: D:\Project\2007Q2\2007-05-01\710210-01\Part15C\528WLANA\11\11b Tx_Ch01.EMI (18) Date: 2007-05-01

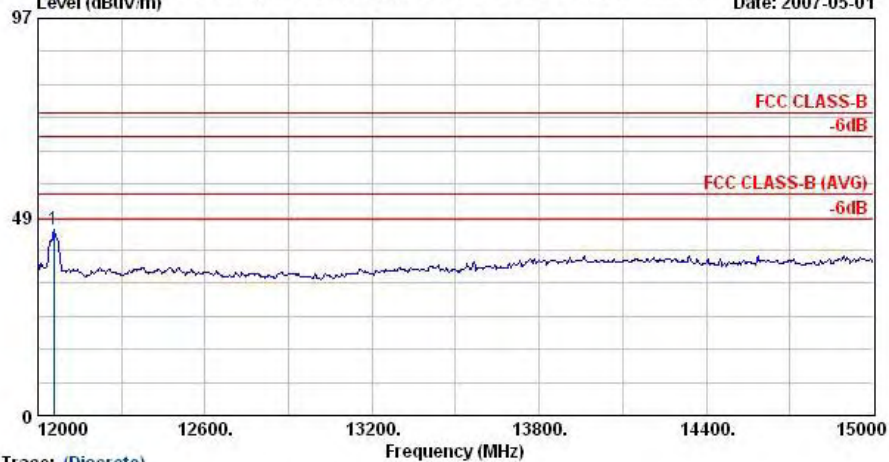


Trace: (Discrete)

Site : D3CH06-HY
 Condition : HF-ANT(8-16)-060018 VERTICAL
 EUT : PDA
 Power : 120Vac/60Hz
 Model : FR 710210-01
 Memo : 11b Tx_Ch01;2412MHz
 Plane : E2
 Data Rate : 11
 Scanner : All

	Freq	Level	Over	Limit	Read	Antenna	Cable	Preamp	Ant	Table	
	MHz	dBuV/m	dB	dBuV/m	dBuV	dB/m	dB	dB	cm	deg	Remark
1	9642.00	45.51	-28.49	74.00	83.16	-10.09	9.12	36.68	---	---	Peak

Data: 15 File: D:\Project\2007Q2\2007-05-01\710210-01\Part15C\528WLANA\11\11b Tx_Ch01.EMI (18) Date: 2007-05-01



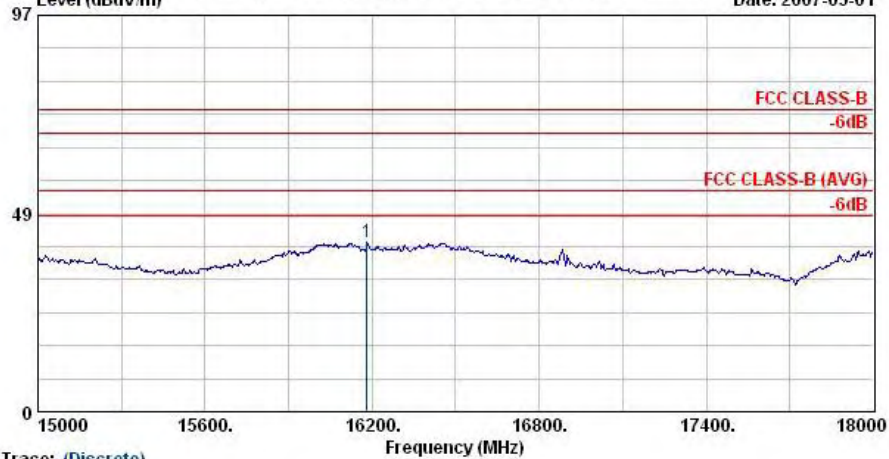
Trace: (Discrete)

Site : D3CH06-HY
 Condition : HF-ANT(8-16)-060018 VERTICAL
 EUT : PDA
 Power : 120Vac/60Hz
 Model : FR 710210-01
 Memo : 11b Tx_Ch01;2412MHz
 Plane : E2
 Data Rate : 11
 Scanner : All

	Freq	Level	Over	Limit	Read	Antenna	Cable	Preamp	Ant	Table	
	MHz	dBuV/m	dB	dBuV/m	dBuV	dB/m	dB	dB	cm	deg	Remark
1	12057.00	45.31	-28.69	74.00	81.02	-9.80	10.65	36.56	---	---	Peak



Data: 16 File: D:\Project\2007Q2\2007-05-01\710210-01\Part15C\528WLANA11111b Tx_Ch01.EMI (18) Level (dBuV/m) Date: 2007-05-01

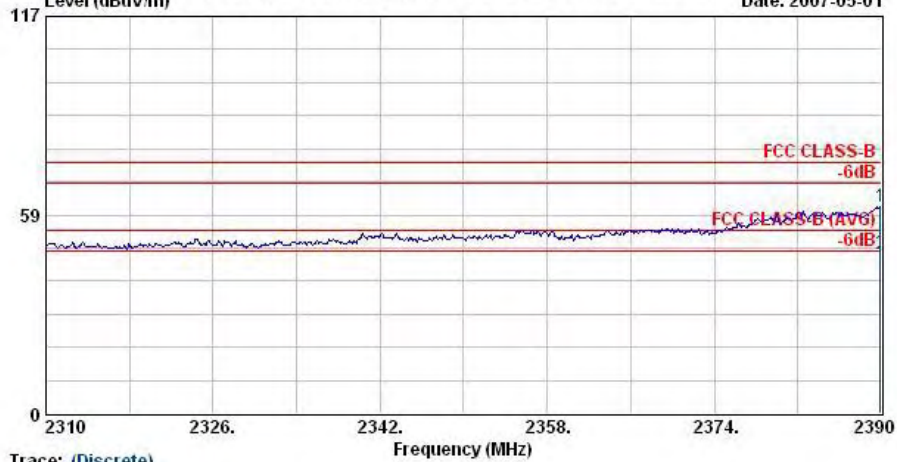


Trace: (Discrete)

Site : 03CH06-HY Condition : HF-ANT(8-16)-060918 VERTICAL EUT : PDA Power : 120Vac/60Hz Model : FR 710210-01 Memo : 11b Tx_Ch01;2412MHz Plane : E2 Data Rate : 11 Scanner : All

Table with 11 columns: Freq, Level, Over Limit, Limit Line, ReadAntenna Level Factor, Cable Loss, Preamp Factor, Ant Pos, Table Pos, Remark. Row 1: 16182.00, 41.48, -32.52, 74.00, 70.16, -6.13, 11.81, 34.35, ---, ---, Peak

Data: 18 File: D:\Project\2007Q2\2007-05-01\710210-01\Part15C\528WLANA11111b Tx_Ch01.EMI (18) Level (dBuV/m) Date: 2007-05-01



Trace: (Discrete)

Site : 03CH06-HY Condition : HF-ANT-060410 VERTICAL EUT : PDA Power : 120Vac/60Hz Model : FR 710210-01 Memo : 11b Tx_Ch01;2412MHz Plane : E2 Data Rate : 11 Scanner : All

Table with 11 columns: Freq, Level, Over Limit, Limit Line, ReadAntenna Level Factor, Cable Loss, Preamp Factor, Ant Pos, Table Pos, Remark. Row 1: 2389.92, 60.79, -13.21, 74.00, 62.24, 30.26, 3.75, 35.46, 100, 0, Peak. Row 2: 2 @ 2389.92, 47.08, -6.92, 54.00, 48.53, 30.26, 3.75, 35.46, 100, 169, Average

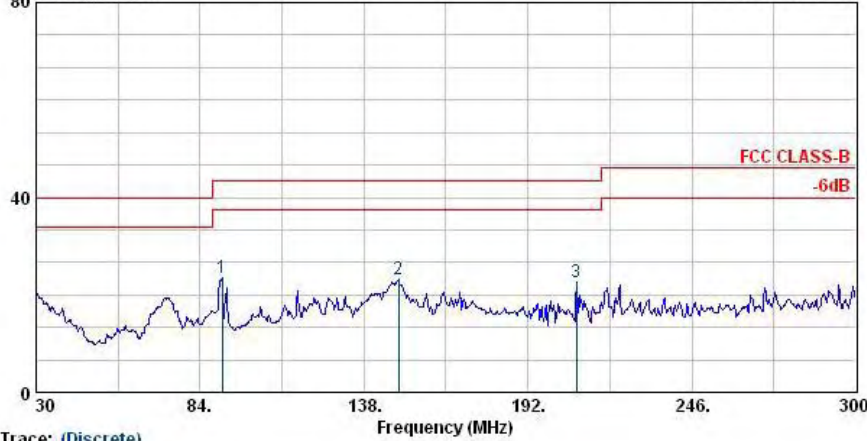
Remark: There is no more obvious spurious emission except the listings above.



- Test Mode : Mode 18
- Polarization : Horizontal

The test that passed at minimum margin was marked by the frame in the following table.

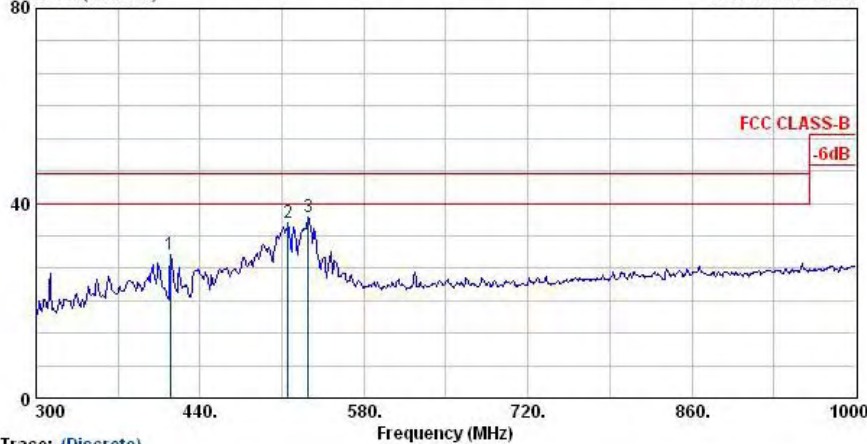
Data: 1 File: D:\Project\2007Q2\2007-05-01\Part15C\528WLANA\12\11b Tx_Ch01.EMI (18) Date: 2007-05-01



Trace: (Discrete)
 Site : 03CH06-HY
 Condition : LF-ANT(951121) HORIZONTAL
 EUT : PDA
 Power : 120Vac/60Hz
 Model : FR 710210-01
 Memo : 11b Tx_Ch01;2412MHz
 Plane : E2
 Data Rate : 11
 Scanner : A12

	Freq	Level	Over Limit	Limit Line	ReadAntenna Level	Antenna Factor	Cable Loss	Preamp Factor	Ant Pos	Table Pos	Remark
	MHz	dBuV/m	dB	dBuV/m	dBuV	dB/m	dB	dB	cm	deg	
1	91.29	23.57	-19.93	43.50	44.14	9.23	1.33	31.12	---	---	Peak
2	149.34	23.10	-20.40	43.50	41.96	10.39	1.82	31.07	---	---	Peak
3	207.93	22.47	-21.03	43.50	41.57	9.76	2.17	31.03	---	---	Peak

Data: 2 File: D:\Project\2007Q2\2007-05-01\Part15C\528WLANA\12\11b Tx_Ch01.EMI (18) Date: 2007-05-01



Trace: (Discrete)
 Site : 03CH06-HY
 Condition : LF-ANT(951121) HORIZONTAL
 EUT : PDA
 Power : 120Vac/60Hz
 Model : FR 710210-01
 Memo : 11b Tx_Ch01;2412MHz
 Plane : E2
 Data Rate : 11
 Scanner : A12

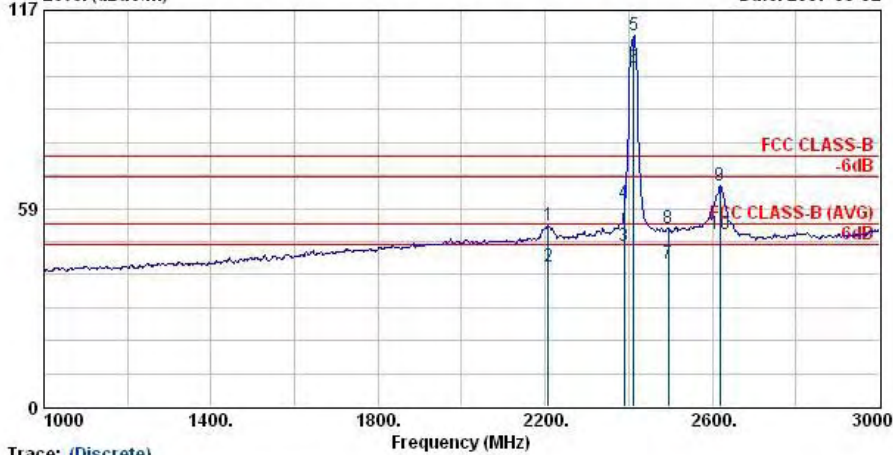
	Freq	Level	Over Limit	Limit Line	ReadAntenna Level	Antenna Factor	Cable Loss	Preamp Factor	Ant Pos	Table Pos	Remark
	MHz	dBuV/m	dB	dBuV/m	dBuV	dB/m	dB	dB	cm	deg	
1	414.80	29.51	-16.49	46.00	41.15	16.02	3.19	30.85	---	---	Peak
2	514.90	35.88	-10.12	46.00	45.49	17.58	3.57	30.77	---	---	Peak
3 @	532.40	37.31	-8.69	46.00	46.64	17.76	3.65	30.75	100	207	Peak



FCC/IC TEST REPORT

Report No. : FR710210-01

Data: 3 File: D:\Project\2007Q2\51710210-01\Part15C\528MM.ANA12\11b Tx_Ch01.EMI (18) Level (dBuV/m) Date: 2007-05-02



Trace: (Discrete)

Site : 03CH06-HV
 Condition : HF-ANT-060410 HORIZONTAL
 EUT : PDA
 Power : 120Vac/60Hz
 Model : FR 710210-01
 Memo : 11b Tx_Ch01;2412MHz
 Plane : E2
 Data Rate : 11
 Scanner : A12

	Freq	Level	Over	Limit	Read	Antenna	Cable	Preamp	Ant	Table	Remark
	MHz	dBuV/m	dB	dBuV/m	dBuV	dB/m	dB	dB	cm	deg	
1	2208.00	53.69	-20.31	74.00	55.27	30.18	3.56	35.31	100	0	Peak
2	2208.00	41.52	-12.48	54.00	43.10	30.18	3.56	35.31	100	287	Average
3 @	2389.76	47.49	-6.51	54.00	48.94	30.26	3.75	35.46	114	308	Average
4	2389.76	60.14	-13.86	74.00	61.59	30.26	3.75	35.46	100	0	Peak
5 @	2412.00	109.42			110.84	30.27	3.77	35.46	100	0	Peak
6 @	2412.00	100.18			101.60	30.27	3.77	35.46	114	308	Average
7	2494.00	41.99	-12.01	54.00	43.34	30.30	3.88	35.53	114	308	Average
8	2494.00	52.67	-21.33	74.00	54.02	30.30	3.88	35.53	100	0	Peak
9 @	2618.00	65.40	-8.60	74.00	66.80	30.14	3.98	35.52	100	0	Peak
10 @	2618.00	50.69	-3.31	54.00	52.10	30.14	3.98	35.52	100	288	Average

Remark: #5 and #6 Fundamental Signal