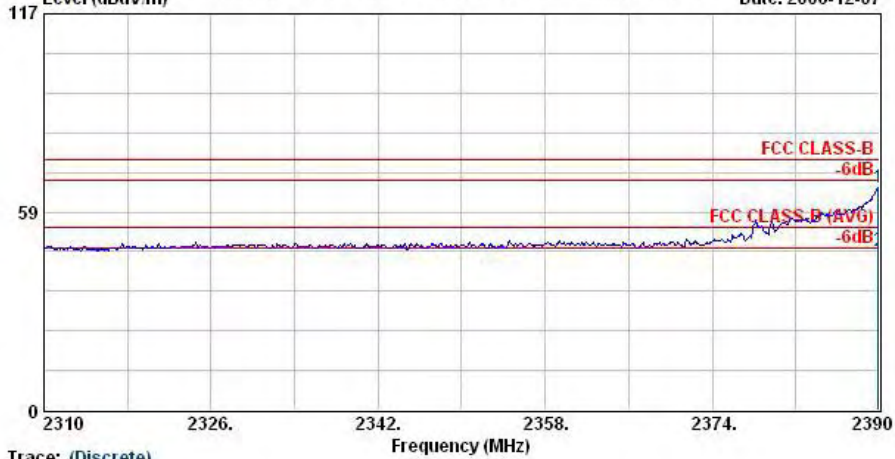




Data: 17 File: D:\Project\2007Q1\200710208152815C\WLAN11g Tx_Ch01.EMI (18) Date: 2006-12-07
 Level (dBuV/m)



Trace: (Discrete)

Site : 03CH06-HY
 Condition : HF-ANT-060410 HORIZONTAL
 EUT : PDA with GPRS/EDGE+WLAN 11g+BT
 Power : 120V_{ac}/60Hz
 Model : FR 710210
 Memo : 11g Tx_Ch01;2412MHz
 Plane : E2
 Data Rate : 6

	Freq	Level	Over Limit	Limit Line	Read Level	Antenna Factor	Cable Loss	Preamp Factor	Ant Pos	Table Pos	Remark
	MHz	dBuV/m	dB	dBuV/m	dBuV	dB/m	dB	dB	cm	deg	
1	2389.9	65.88	-8.12	74.00	67.32	30.26	3.75	35.46	100	0	Peak
2	2389.9	46.86	-7.14	54.00	48.31	30.26	3.75	35.46	128	95	Average



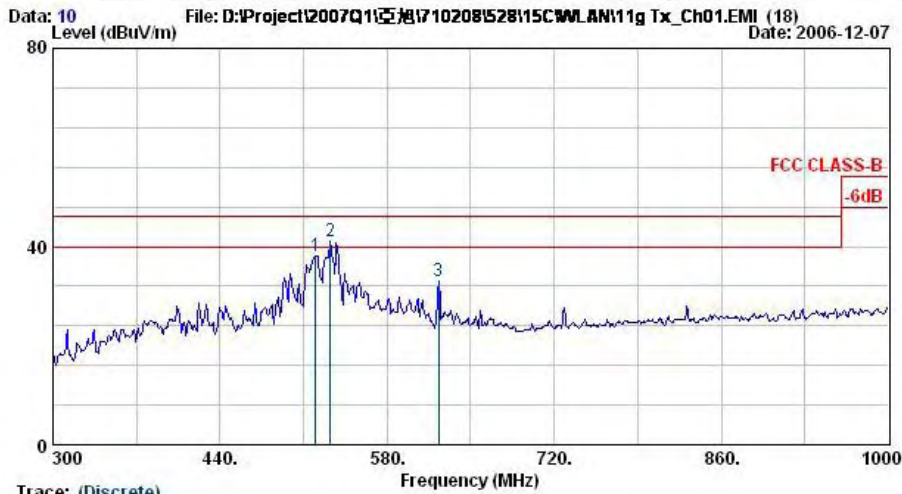
- Polarization : Vertical

The test that passed at minimum margin was marked by the frame in the following table.



Trace: (Discrete)
 Site : 08CH06-HY
 Condition : LF-ANT(951121) VERTICAL
 EUT : PDA with GPRS/EDGE+WLAN 11g+BT
 Power : 120Vac/60Hz
 Model : FR 710210
 Memo : 11g Tx_Ch01_2412MHz
 Plane : E2
 Data Rate : 6

	Freq	Level	Over	Limit	ReadAntenna	Cable	Preamp	Ant	Table	Remark
	MHz	dBuV/m	Limit	Line	Level	Loss	Factor	Pos	Pos	
			dB	dBuV/m	dBuV	dB	dB	cm	deg	
1	33.2	28.74	-11.26	40.00	41.69	17.54	0.86	31.36	---	Peak
2	37.8	27.70	-12.30	40.00	43.48	14.56	0.90	31.24	---	Peak
3	72.4	25.31	-14.69	40.00	48.09	7.06	1.32	31.16	---	Peak

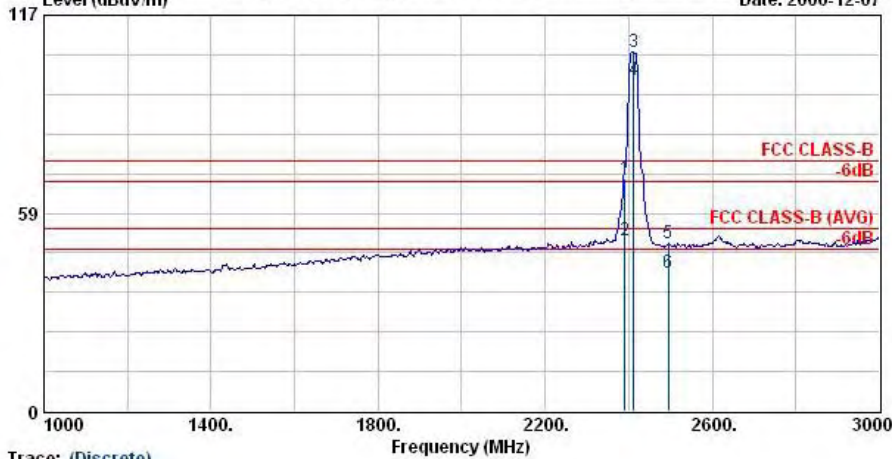


Trace: (Discrete)
 Site : 08CH06-HY
 Condition : LF-ANT(951121) VERTICAL
 EUT : PDA with GPRS/EDGE+WLAN 11g+BT
 Power : 120Vac/60Hz
 Model : FR 710210
 Memo : 11g Tx_Ch01_2412MHz
 Plane : E2
 Data Rate : 6

	Freq	Level	Over	Limit	ReadAntenna	Cable	Preamp	Ant	Table	Remark
	MHz	dBuV/m	Limit	Line	Level	Loss	Factor	Pos	Pos	
			dB	dBuV/m	dBuV	dB	dB	cm	deg	
1	519.8	38.19	-7.81	46.00	47.72	17.63	3.60	30.77	---	Peak
2	532.4	41.07	-4.93	46.00	50.41	17.76	3.65	30.75	100	0 Peak
3	623.4	32.88	-13.12	46.00	40.98	18.57	3.99	30.66	---	Peak



Data: 11 File: D:\Project\2007Q1\亞旭\710208\52815C\WLAN\11g Tx_Ch01.EMI (18) Date: 2006-12-07



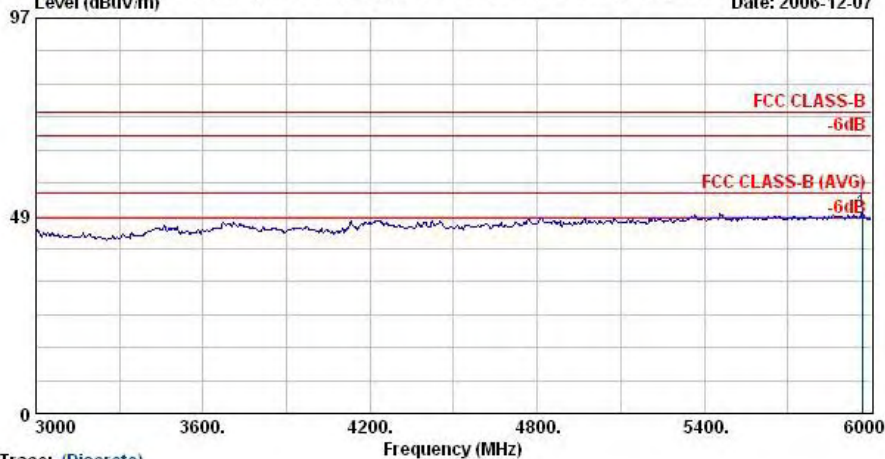
Trace: (Discrete)

Site : 03CH06-HY
 Condition : HF-ANT-060410 VERTICAL
 EUT : PDA with GPRS/EDGE+WLAN 11g+BT
 Power : 120Vac/60Hz
 Model : FR 710210
 Memo : 11g Tx_Ch01;2412MHz
 Plane : E2
 Data Rate : 6

	Freq	Level	Over	Limit	Read	Antenna	Cable	Preamp	Ant	Table	Remark
	MHz	dBuV/m	dB	dBuV/m	dBuV	dB/m	dB	dB	cm	deg	
1 !	2390.0	68.53	-5.47	74.00	69.98	30.26	3.75	35.46	100	0	Peak
2 !	2390.0	50.47	-3.53	54.00	51.92	30.26	3.75	35.46	121	265	Average
3 @	2412.0	106.25			107.67	30.27	3.77	35.46	100	0	Peak
4 @	2412.0	97.71			99.13	30.27	3.77	35.46	121	265	Average
5	2494.0	49.51	-24.49	74.00	50.86	30.30	3.88	35.53	100	0	Peak
6	2494.0	40.82	-13.18	54.00	42.17	30.30	3.88	35.53	121	265	Average

Remark: #3 and #4 Fundamental Signal

Data: 12 File: D:\Project\2007Q1\亞旭\710208\52815C\WLAN\11g Tx_Ch01.EMI (18) Date: 2006-12-07



Trace: (Discrete)

Site : 03CH06-HY
 Condition : HF-ANT-060410 VERTICAL
 EUT : PDA with GPRS/EDGE+WLAN 11g+BT
 Power : 120Vac/60Hz
 Model : FR 710210
 Memo : 11g Tx_Ch01;2412MHz
 Plane : E2
 Data Rate : 6

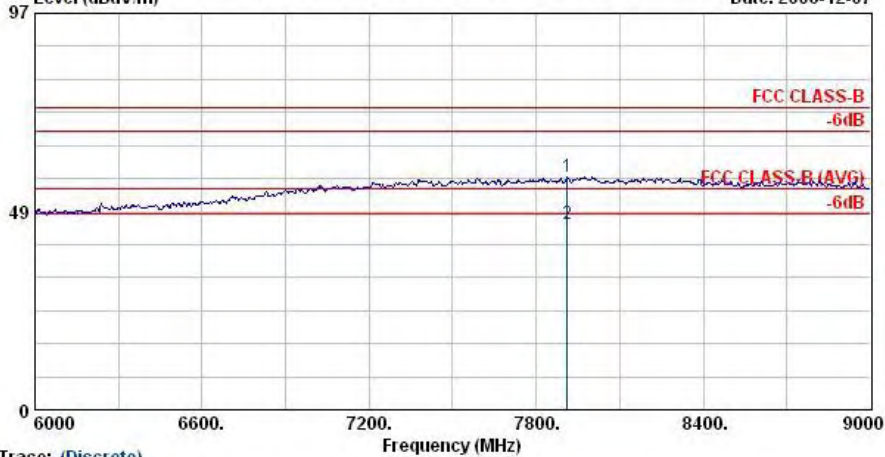
	Freq	Level	Over	Limit	Read	Antenna	Cable	Preamp	Ant	Table	Remark
	MHz	dBuV/m	dB	dBuV/m	dBuV	dB/m	dB	dB	cm	deg	
1	5967.00	49.37	-24.63	74.00	44.07	34.07	6.93	35.70	---	---	Peak



FCC/IC TEST REPORT

Report No. : FR710210-01

Data: 13 File: D:\Project\2007Q1\528152815C\WLAN11g Tx_Ch01.EMI (18) Date: 2006-12-07
 Level (dBuV/m)

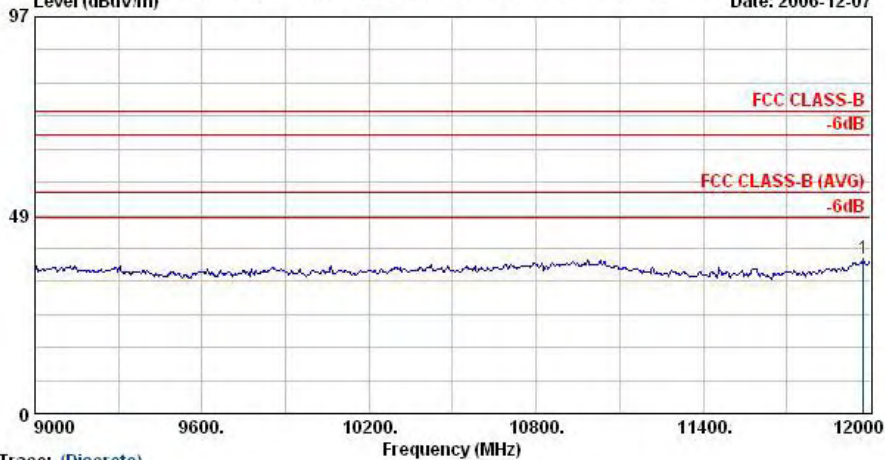


Trace: (Discrete)

Site : 03CH06-RY
 Condition : HF-ANT-060410 VERTICAL
 EUT : PDA with GPRS/EDGE+WLAN 11g+BT
 Power : 120Vac/60Hz
 Model : FR 710210
 Memo : 11g Tx_Ch01;2412MHz
 Plane : E2
 Data Rate : 6

	Freq	Level	Over Limit	Limit Line	Read Level	Antenna Factor	Cable Loss	Preamp Factor	Ant Pos	Table Pos	Remark
	MHz	dBuV/m	dB	dBuV/m	dBuV	dB/m	dB	dB	cm	deg	
1	7911.00	56.97	-17.03	74.00	45.61	39.48	7.76	35.88	---	---	Peak
2	7911.00	45.57	-8.43	54.00	34.20	39.48	7.76	35.88	100	330	Average

Data: 14 File: D:\Project\2007Q1\528152815C\WLAN11g Tx_Ch01.EMI (18) Date: 2006-12-07
 Level (dBuV/m)



Trace: (Discrete)

Site : 03CH06-RY
 Condition : HF-ANT(6-18)-060918 VERTICAL
 EUT : PDA with GPRS/EDGE+WLAN 11g+BT
 Power : 120Vac/60Hz
 Model : FR 710210
 Memo : 11g Tx_Ch01;2412MHz
 Plane : E2
 Data Rate : 6

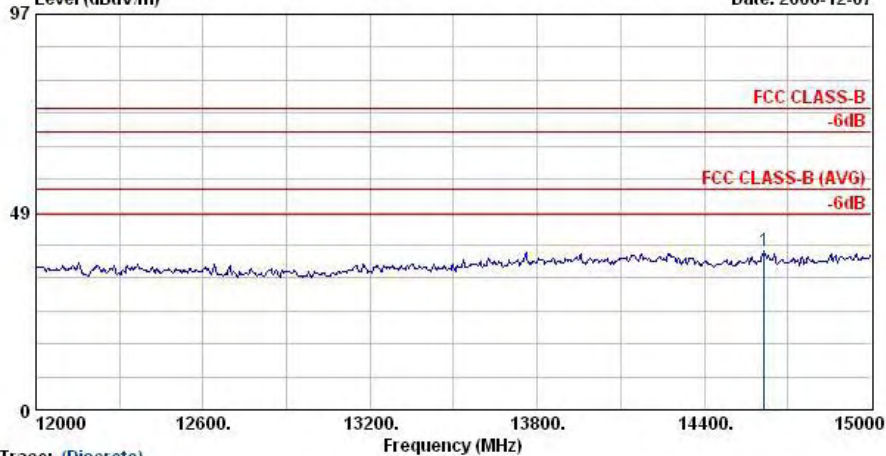
	Freq	Level	Over Limit	Limit Line	Read Level	Antenna Factor	Cable Loss	Preamp Factor	Ant Pos	Table Pos	Remark
	MHz	dBuV/m	dB	dBuV/m	dBuV	dB/m	dB	dB	cm	deg	
1	11976.00	37.74	-36.26	74.00	73.36	-9.69	10.63	36.56	---	---	Peak



FCC/IC TEST REPORT

Report No. : FR710210-01

Data: 15 File: D:\Project\2007Q1\5817102081528115C\WLAN11g Tx_Ch01.EMI (18) Date: 2006-12-07

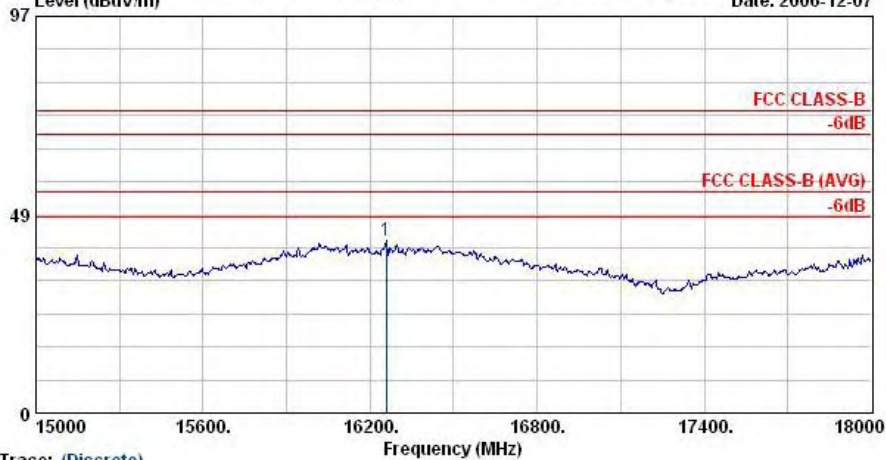


Trace: (Discrete)

Site : 03CH06-RV
 Condition : HF-ANT(6-18)-060918 VERTICAL
 EUT : PDA with GPRS/EDGE+WLAN 11g+BT
 Power : 120Vac/60Hz
 Model : FR 710210
 Memo : 11g Tx_Ch01;2412MHz
 Plane : E2
 Data Rate : 6

	Freq	Level	Over Limit	Limit Line	Read Level	Antenna Factor	Cable Loss	Preamp Factor	Ant Pos	Table Pos	Remark
	MHz	dBuV/m	dB	dBuV/m	dBuV	dB/m	dB	dB	cm	deg	
1	14616.00	39.03	-34.97	74.00	69.54	-6.50	11.62	35.63	---	---	Peak

Data: 16 File: D:\Project\2007Q1\5817102081528115C\WLAN11g Tx_Ch01.EMI (18) Date: 2006-12-07



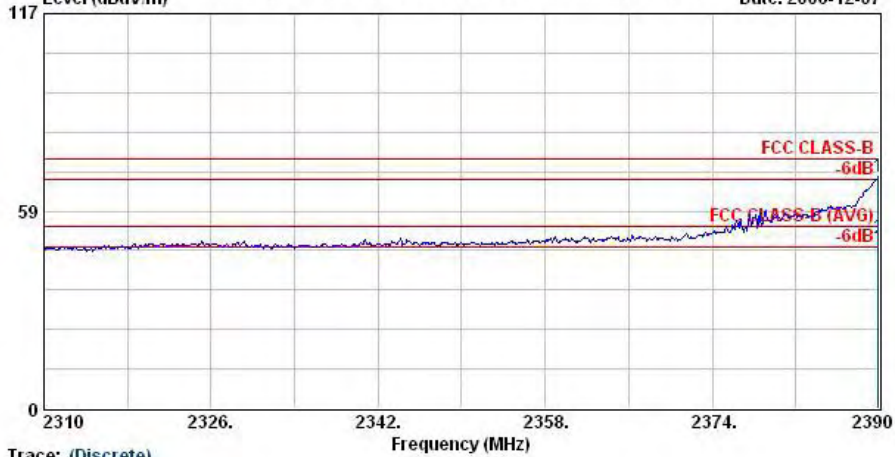
Trace: (Discrete)

Site : 03CH06-RV
 Condition : HF-ANT(6-18)-060918 VERTICAL
 EUT : PDA with GPRS/EDGE+WLAN 11g+BT
 Power : 120Vac/60Hz
 Model : FR 710210
 Memo : 11g Tx_Ch01;2412MHz
 Plane : E2
 Data Rate : 6

	Freq	Level	Over Limit	Limit Line	Read Level	Antenna Factor	Cable Loss	Preamp Factor	Ant Pos	Table Pos	Remark
	MHz	dBuV/m	dB	dBuV/m	dBuV	dB/m	dB	dB	cm	deg	
1	16257.00	42.20	-31.80	74.00	70.96	-7.12	11.83	33.47	---	---	Peak



Data: 18 File: D:\Project\2007Q1\528152815C\WLAN11g Tx_Ch01.EMI (18) Date: 2006-12-07
 Level (dBuV/m)



Trace: (Discrete)

Site : 08CHD6-HY
 Condition : HF-ANT-060410 VERTICAL
 EUT : PDA with GPRS/EDGE+WLAN 11g+BT
 Power : 120Vac/60Hz
 Model : FR 710210
 Memo : 11g Tx_Ch01;2412MHz
 Plane : E2
 Data Rate : 6

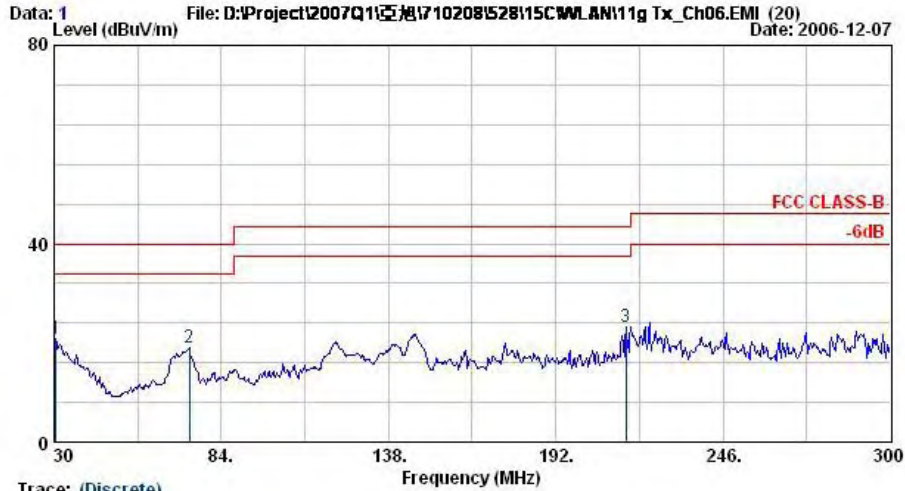
	Freq	Level	Over Limit	Limit Line	Read Level	Antenna Factor	Cable Loss	Preamp Factor	Ant Pos	Table Pos	Remark
	MHz	dBuV/m	dB	dBuV/m	dBuV	dB/m	dB	dB	cm	deg	
1 !	2389.9	68.53	-5.47	74.00	69.98	30.26	3.75	35.46	100	0	Peak
2 @	2389.9	50.47	-3.53	54.00	51.92	30.26	3.75	35.46	121	265	Average

Remark: There is no more obvious spurious emission except the listings above.



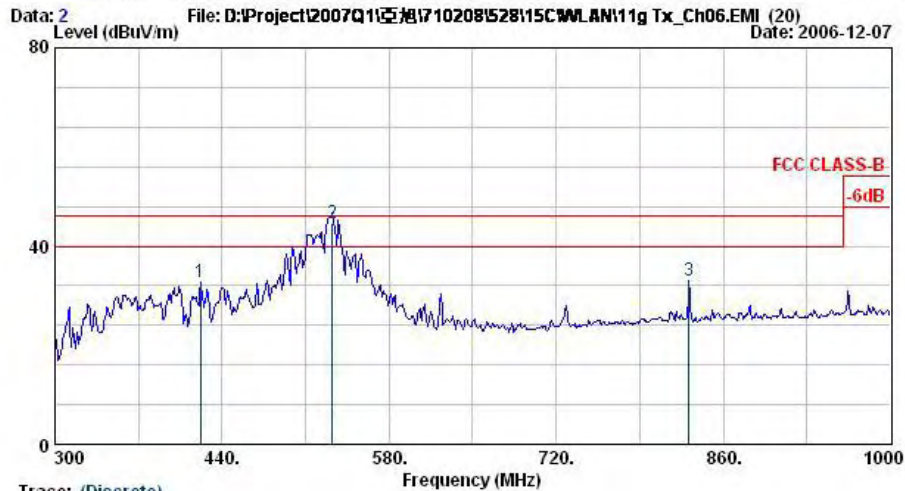
- Test Mode : Mode 5
- Polarization : Horizontal

The test that passed at minimum margin was marked by the frame in the following table.



Trace: (Discrete)
 Site : 03CH06-HY
 Condition : LP-ANT(951121) HORIZONTAL
 EUT : FDA with GPRS/EDGE+WLAN 11g+BT
 Power : 120Vac/60Hz
 Model : FR 710210
 Memo : 11g Tx_Ch06,2437MHz
 Plane : E2
 Data Rate : 6

	Freq	Level	Over	Limit	ReadAntenna	Cable	Preamp	Ant	Table	Remark	
	MHz	dBuV/m	dB	dBuV/m	dBuV	dB/m	dB	dB	cm	deg	
1 @	30.5	20.71	-19.29	40.00	32.33	18.95	0.85	31.43	---	---	Peak
2 @	73.7	19.04	-20.96	40.00	41.76	7.12	1.32	31.16	---	---	Peak
3 @	214.7	23.32	-20.18	43.50	42.02	10.16	2.17	31.03	---	---	Peak

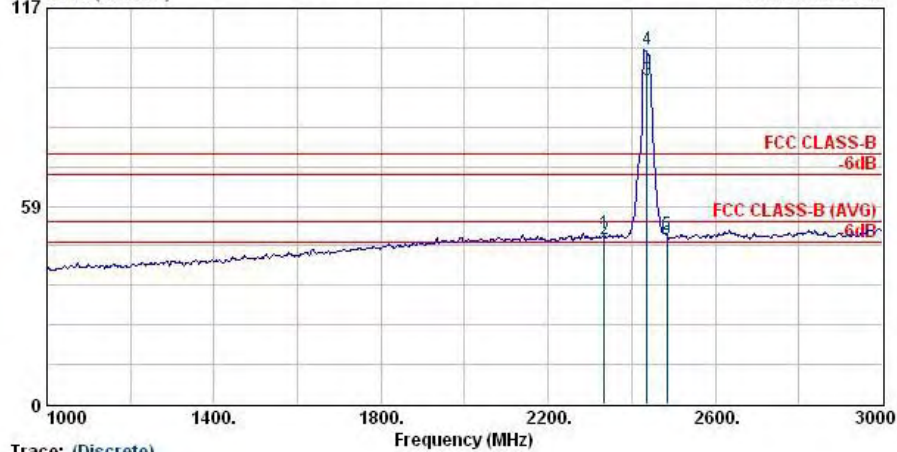


Trace: (Discrete)
 Site : 03CH06-HY
 Condition : LP-ANT(951121) HORIZONTAL
 EUT : FDA with GPRS/EDGE+WLAN 11g+BT
 Power : 120Vac/60Hz
 Model : FR 710210
 Memo : 11g Tx_Ch06,2437MHz
 Plane : E2
 Data Rate : 6

	Freq	Level	Over	Limit	ReadAntenna	Cable	Preamp	Ant	Table	Remark	
	MHz	dBuV/m	dB	dBuV/m	dBuV	dB/m	dB	dB	cm	deg	
1 @	421.8	32.73	-13.27	46.00	44.20	16.13	3.24	30.84	---	---	Peak
2 @	532.4	44.66	-1.34	46.00	54.00	17.76	3.65	30.75	190	142	QP
3 @	831.3	33.01	-12.99	46.00	38.78	20.04	4.64	30.45	---	---	Peak



Data: 3 File: D:\Project\2007Q1\亞旭\710208\528\15C\WLAN\11g Tx_Ch06.EMI (20) Date: 2006-12-07



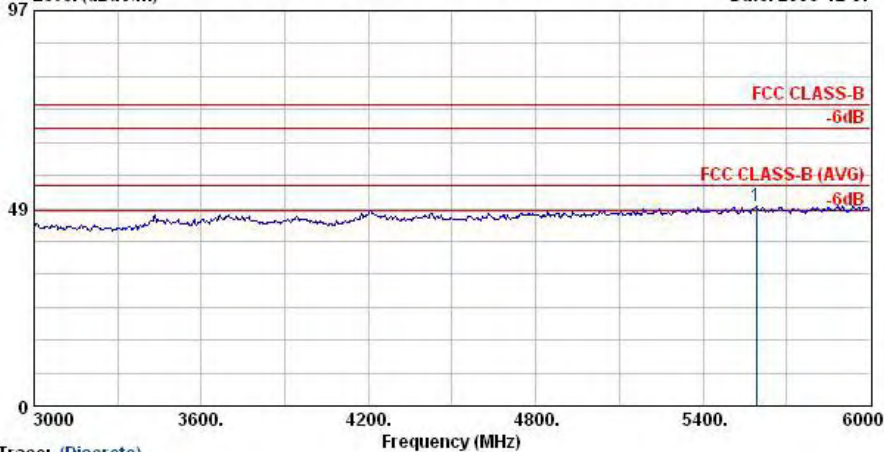
Trace: (Discrete)

Site : 03CH06-HY
 Condition : HF-ANT-060410 HORIZONTAL
 EUT : PDA with GPRS/EDGE+WLAN 11g+BT
 Power : 120Vac/60Hz
 Model : FR 710210
 Memo : 11g Tx_Ch06;2437MHz
 Plane : E2
 Data Rate : 6

	Freq	Level	Over	Limit	ReadAntenna	Cable	Preamp	Ant	Table	Remark
	MHz	dBuV/m	dB	dBuV/m	dBuV	dB/m	dB	dB	cm	deg
1 @	2334.0	50.41	-23.59	74.00	51.90	30.23	3.69	35.40	100	0 Peak
2 @	2334.0	48.74	-5.26	54.00	50.23	30.23	3.69	35.40	126	97 Average
3 @	2437.0	95.89			97.27	30.28	3.82	35.47	126	97 Average
4 @	2437.0	104.76			106.16	30.27	3.79	35.47	100	0 Peak
5 @	2484.0	50.00	-24.00	74.00	51.36	30.29	3.86	35.51	100	0 Peak
6 @	2484.0	48.76	-5.24	54.00	50.12	30.29	3.86	35.51	126	97 Average

Remark: #3 and #4 Fundamental Signal

Data: 4 File: D:\Project\2007Q1\亞旭\710208\528\15C\WLAN\11g Tx_Ch06.EMI (20) Date: 2006-12-07



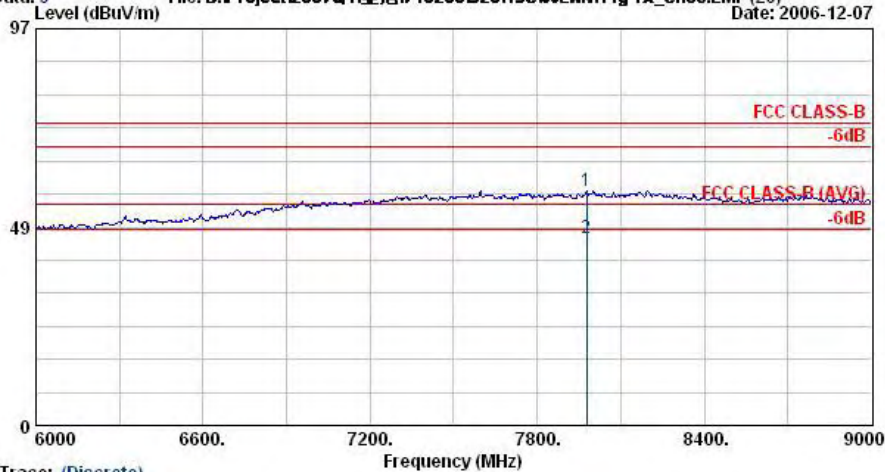
Trace: (Discrete)

Site : 03CH06-HY
 Condition : HF-ANT-060410 HORIZONTAL
 EUT : PDA with GPRS/EDGE+WLAN 11g+BT
 Power : 120Vac/60Hz
 Model : FR 710210
 Memo : 11g Tx_Ch06;2437MHz
 Plane : E2
 Data Rate : 6

	Freq	Level	Over	Limit	ReadAntenna	Cable	Preamp	Ant	Table	Remark
	MHz	dBuV/m	dB	dBuV/m	dBuV	dB/m	dB	dB	cm	deg
1 @	5592.00	49.08	-24.92	74.00	44.45	33.69	6.88	35.95	---	---



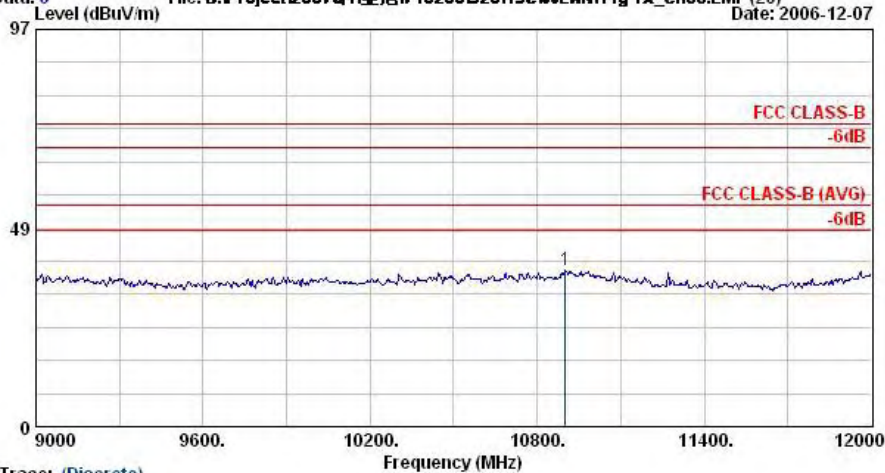
Data: 5 File: D:\Project\2007Q1\亞旭\710208\528\15C\WLAN\11g Tx_Ch06.EMI (20) Date: 2006-12-07



Trace: (Discrete)
 Site : 03CH06-HY
 Condition : HF-ANT-060410 HORIZONTAL
 EUT : PDA with GPRS/EDGE+WLAN 11g+BT
 Power : 120Vac/60Hz
 Model : FR 710210
 Memo : 11g Tx_Ch06;2437MHz
 Plane : E2
 Data Rate : 6

	Freq	Level	Over Limit	Limit Line	ReadAntenna Level	Antenna Factor	Cable Loss	Preamp Factor	Ant Pos	Table Pos	Remark
	MHz	dBuV/m	dB	dBuV/m	dBuV	dB/m	dB	dB	cm	deg	
1 @	7977.00	57.30	-16.70	74.00	45.81	39.55	7.78	35.85	---	---	Peak
2 @	7977.00	45.69	-8.31	54.00	34.20	39.55	7.78	35.85	100	246	Average

Data: 6 File: D:\Project\2007Q1\亞旭\710208\528\15C\WLAN\11g Tx_Ch06.EMI (20) Date: 2006-12-07

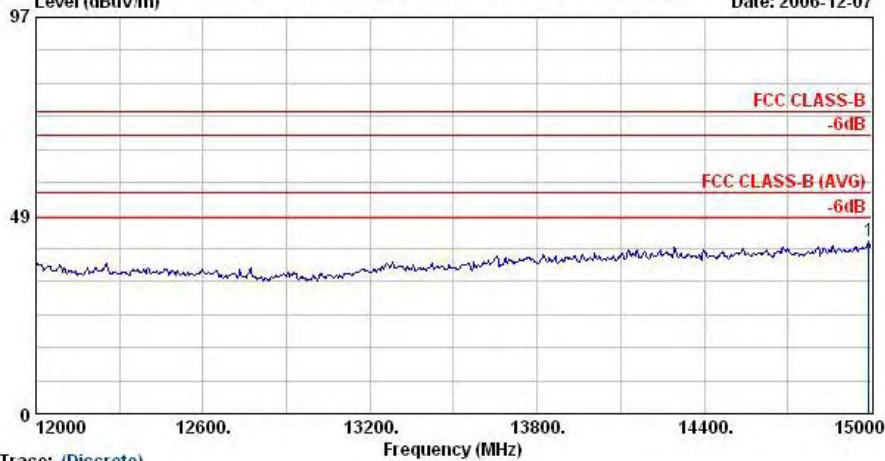


Trace: (Discrete)
 Site : 03CH06-HY
 Condition : HF-ANT(8-18)-060918 HORIZONTAL
 EUT : PDA with GPRS/EDGE+WLAN 11g+BT
 Power : 120Vac/60Hz
 Model : FR 710210
 Memo : 11g Tx_Ch06;2437MHz
 Plane : E2
 Data Rate : 6

	Freq	Level	Over Limit	Limit Line	ReadAntenna Level	Antenna Factor	Cable Loss	Preamp Factor	Ant Pos	Table Pos	Remark
	MHz	dBuV/m	dB	dBuV/m	dBuV	dB/m	dB	dB	cm	deg	
1	10902.00	38.33	-35.67	74.00	71.75	-8.34	11.03	36.11	---	---	Peak



Data: 7 File: D:\Project\2007Q1\亞旭\710208\528\15C\WLAN\11g Tx_Ch06.EMI (20) Date: 2006-12-07

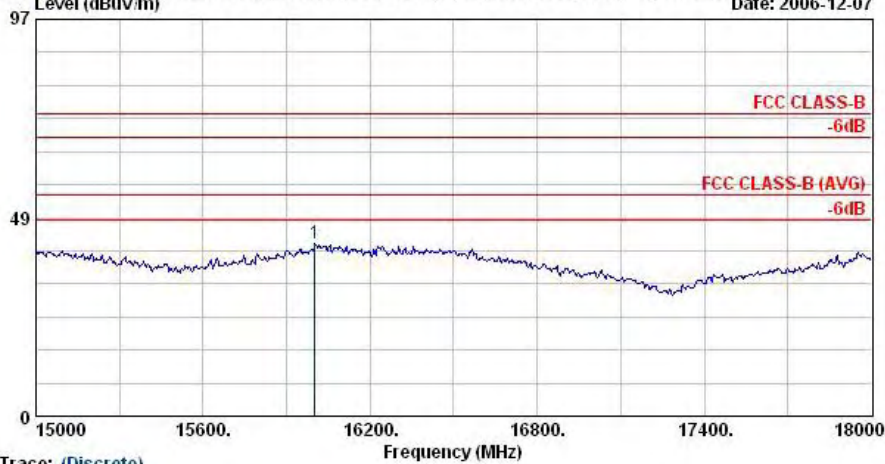


Trace: (Discrete)

Site : 03CH06-HY
Condition : HF-ANT(8-18)-060918 HORIZONTAL
EUT : PDA with GPRS/EDGE+WLAN 11g+BT
Power : 120Vac/60Hz
Model : FR 710210
Memo : 11g Tx_Ch06;2437MHz
Plane : E2
Data Rate : 6

	Freq	Level	Over Limit	Limit Line	ReadAntenna Level	Antenna Factor	Cable Loss	Preamp Factor	Ant Pos	Table Pos	Remark
	MHz	dBuV/m	dB	dBuV/m	dBuV	dB/m	dB	dB	cm	deg	
1	14991.00	42.22	-31.78	74.00	70.04	-6.21	14.43	36.03	---	---	Peak

Data: 8 File: D:\Project\2007Q1\亞旭\710208\528\15C\WLAN\11g Tx_Ch06.EMI (20) Date: 2006-12-07



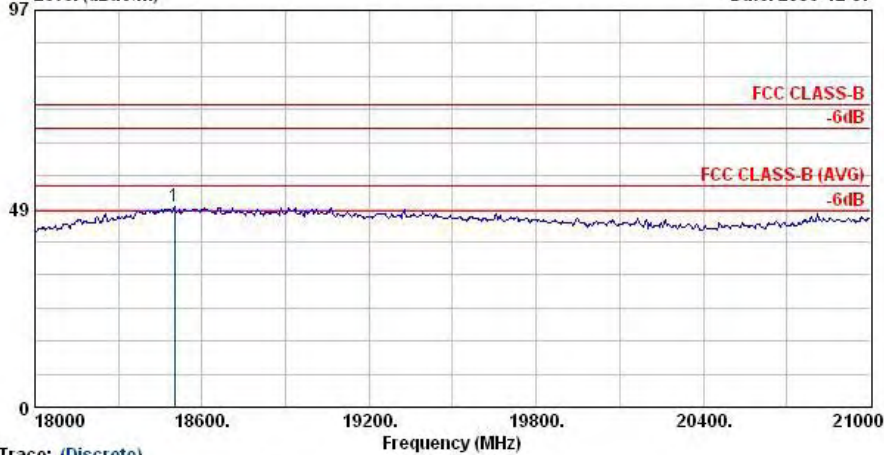
Trace: (Discrete)

Site : 03CH06-HY
Condition : HF-ANT(8-18)-060918 HORIZONTAL
EUT : PDA with GPRS/EDGE+WLAN 11g+BT
Power : 120Vac/60Hz
Model : FR 710210
Memo : 11g Tx_Ch06;2437MHz
Plane : E2
Data Rate : 6

	Freq	Level	Over Limit	Limit Line	ReadAntenna Level	Antenna Factor	Cable Loss	Preamp Factor	Ant Pos	Table Pos	Remark
	MHz	dBuV/m	dB	dBuV/m	dBuV	dB/m	dB	dB	cm	deg	
1	16002.00	42.02	-31.98	74.00	69.63	-3.90	12.71	36.42	---	---	Peak



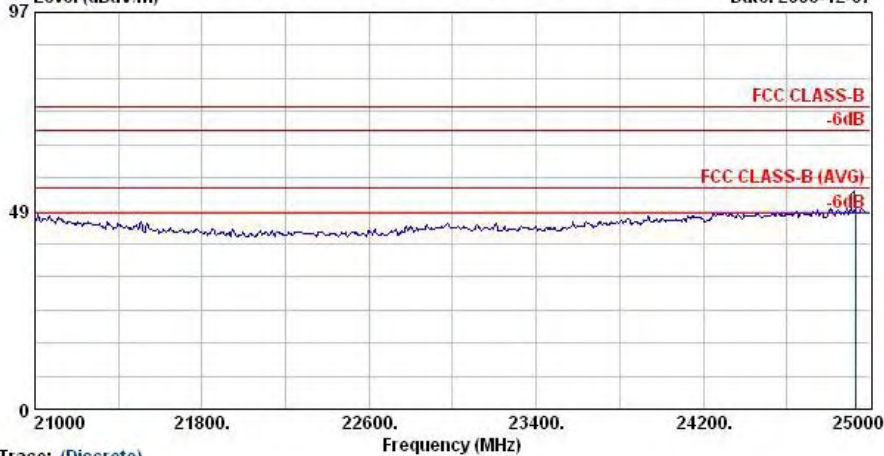
Data: 9 File: D:\Project\2007Q1\亞旭\710208\528\15C\WLAN\11g Tx_Ch06.EMI (20) Date: 2006-12-07
 Level (dBuV/m)



Trace: (Discrete)
 Site : 03CH06-HY
 Condition : SHF-EHF HORN HORIZONTAL
 EUT : PDA with GPRS/EDGE+WLAN 11g+BT
 Power : 120Vac/60Hz
 Model : FR 710210
 Memo : 11g Tx_Ch06;2437MHz
 Plane : E2
 Data Rate : 6

	Freq	Level	Over	Limit	ReadAntenna	Cable	Preamp	Ant	Table	Remark	
	MHz	dBuV/m	dB	dBuV/m	dBuV	dB/m	dB	dB	cm	deg	
1 @	18501.00	49.05	-24.95	74.00	44.44	21.19	19.36	35.94	---	---	Peak

Data: 10 File: D:\Project\2007Q1\亞旭\710208\528\15C\WLAN\11g Tx_Ch06.EMI (20) Date: 2006-12-07
 Level (dBuV/m)



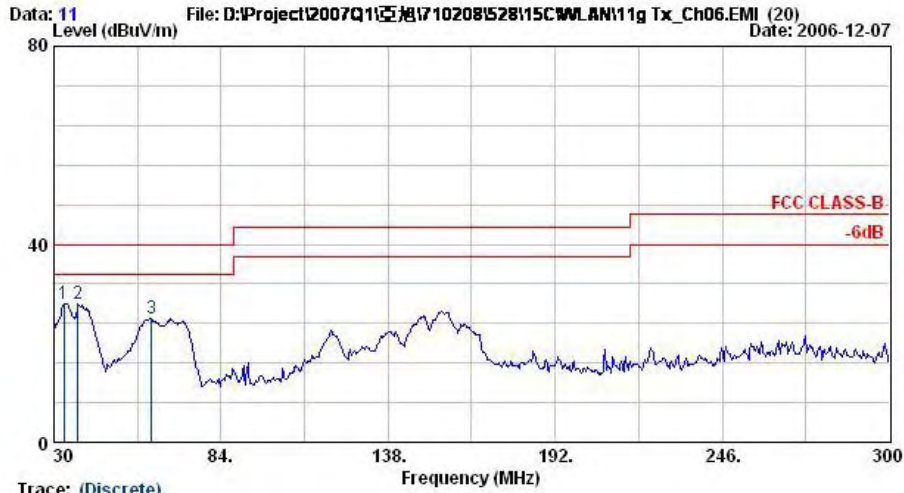
Trace: (Discrete)
 Site : 03CH06-HY
 Condition : SHF-EHF HORN HORIZONTAL
 EUT : PDA with GPRS/EDGE+WLAN 11g+BT
 Power : 120Vac/60Hz
 Model : FR 710210
 Memo : 11g Tx_Ch06;2437MHz
 Plane : E2
 Data Rate : 6

	Freq	Level	Over	Limit	ReadAntenna	Cable	Preamp	Ant	Table	Remark	
	MHz	dBuV/m	dB	dBuV/m	dBuV	dB/m	dB	dB	cm	deg	
1 @	24928.00	49.06	-24.94	74.00	47.05	21.87	18.69	38.55	---	---	Peak



- Polarization : Vertical

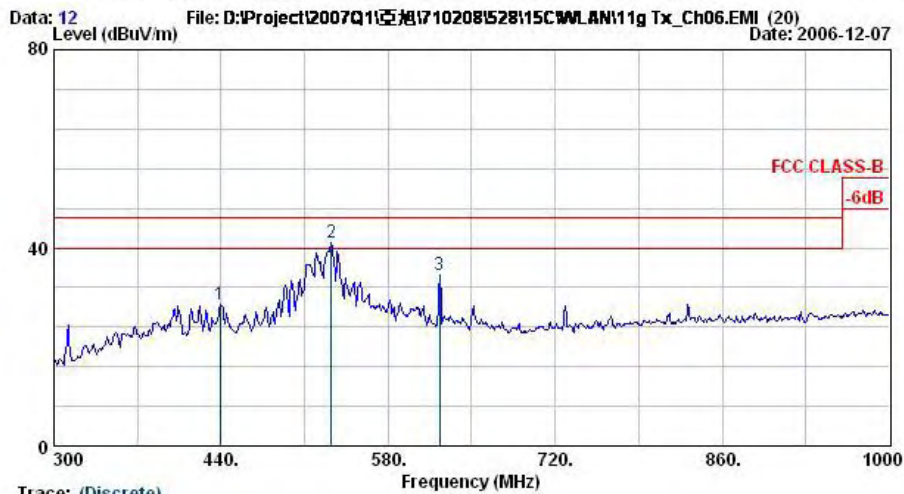
The test that passed at minimum margin was marked by the frame in the following table.



Trace: (Discrete)

Site : 03CH06-HY
 Condition : LF-ANT(951121) VERTICAL
 EUT : PDA with GPRS/EDGE+WLAN 11g+BT
 Power : 120Vac/60Hz
 Model : FR 710210
 Memo : 11g Tx_Ch06;2437MHz
 Plane : E2
 Data Rate : 6

	Freq	Level	Over	Limit	ReadAntenna	Cable	Preamp	Ant	Table	Remark
	MHz	dBuV/m	dB	dBuV/m	dBuV	dB	dB	cm	deg	
1 @	33.2	28.04	-11.96	40.00	40.99	17.54	0.86	31.36	---	Peak
2 @	37.8	28.07	-11.93	40.00	43.85	14.56	0.90	31.24	---	Peak
3 @	61.6	25.11	-14.89	40.00	48.47	6.67	1.17	31.20	---	Peak



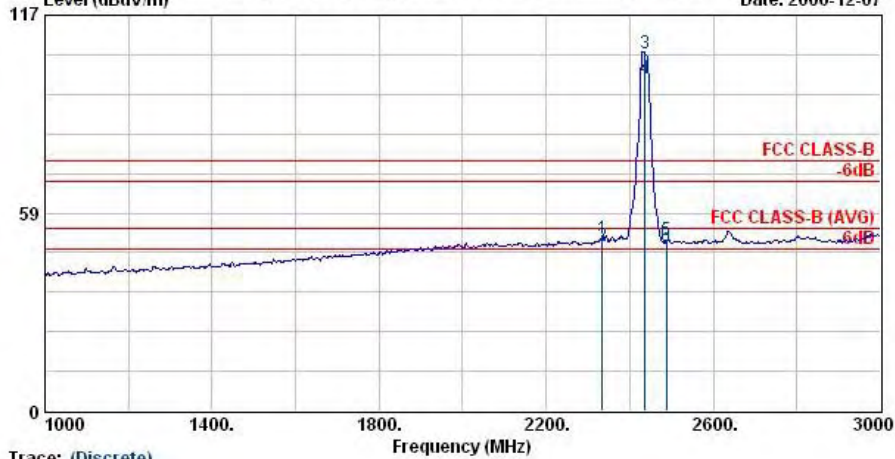
Trace: (Discrete)

Site : 03CH06-HY
 Condition : LF-ANT(951121) VERTICAL
 EUT : PDA with GPRS/EDGE+WLAN 11g+BT
 Power : 120Vac/60Hz
 Model : FR 710210
 Memo : 11g Tx_Ch06;2437MHz
 Plane : E2
 Data Rate : 6

	Freq	Level	Over	Limit	ReadAntenna	Cable	Preamp	Ant	Table	Remark
	MHz	dBuV/m	dB	dBuV/m	dBuV	dB	dB	cm	deg	
1 @	439.3	28.46	-17.54	46.00	39.61	16.42	3.27	30.83	---	Peak
2 @	532.4	41.03	-4.97	46.00	50.36	17.76	3.65	30.75	100	253 Peak
3 @	623.4	34.37	-11.63	46.00	42.47	18.57	3.99	30.66	---	Peak



Data: 13 File: D:\Project\2007Q1\200710208\52815C\WLAN11g Tx_Ch06.EMI (20) Date: 2006-12-07



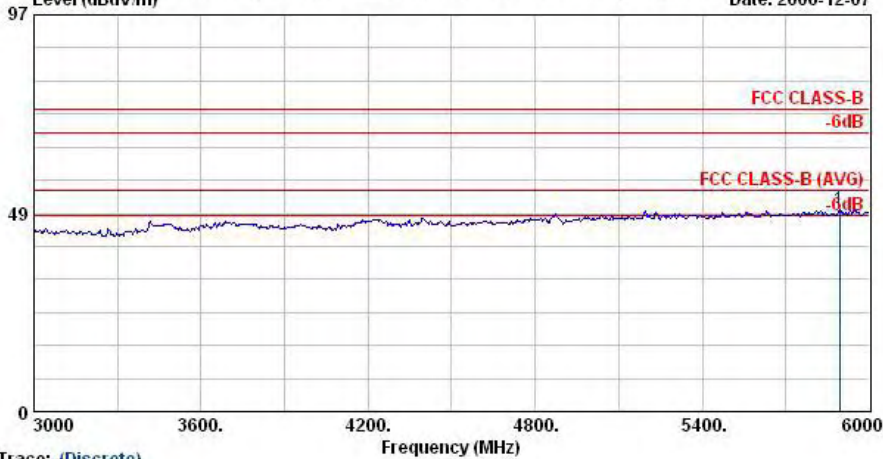
Trace: (Discrete)

Site : 03CH06-HY
 Condition : HF-ANT-060410 VERTICAL
 EUT : PDA with GPRS/EDGE+WLAN 11g+BT
 Power : 120Vac/60Hz
 Model : FR 710210
 Memo : 11g Tx_Ch06;2437MHz
 Plane : E2
 Data Rate : 6

	Freq	Level	Over	Limit	ReadAntenna	Cable	Preamp	Ant	Table	Remark
	MHz	dBuV/m	dB	dBuV/m	dBuV	dB/m	dB	dB	cm	deg
1 @	2334.0	50.73	-23.27	74.00	52.22	30.23	3.69	35.40	100	0 Peak
2 @	2334.0	48.75	-5.25	54.00	50.24	30.23	3.69	35.40	124	262 Average
3 @	2437.0	105.88			107.29	30.27	3.79	35.47	100	0 Peak
4 @	2437.0	98.26			99.64	30.28	3.82	35.47	124	262 Average
5 @	2488.0	50.59	-23.41	74.00	51.94	30.30	3.86	35.51	100	0 Peak
6 @	2488.0	48.81	-5.19	54.00	50.16	30.30	3.86	35.51	124	262 Average

Remark: #3 and #4 Fundamental Signal

Data: 14 File: D:\Project\2007Q1\200710208\52815C\WLAN11g Tx_Ch06.EMI (20) Date: 2006-12-07



Trace: (Discrete)

Site : 03CH06-HY
 Condition : HF-ANT-060410 VERTICAL
 EUT : PDA with GPRS/EDGE+WLAN 11g+BT
 Power : 120Vac/60Hz
 Model : FR 710210
 Memo : 11g Tx_Ch06;2437MHz
 Plane : E2
 Data Rate : 6

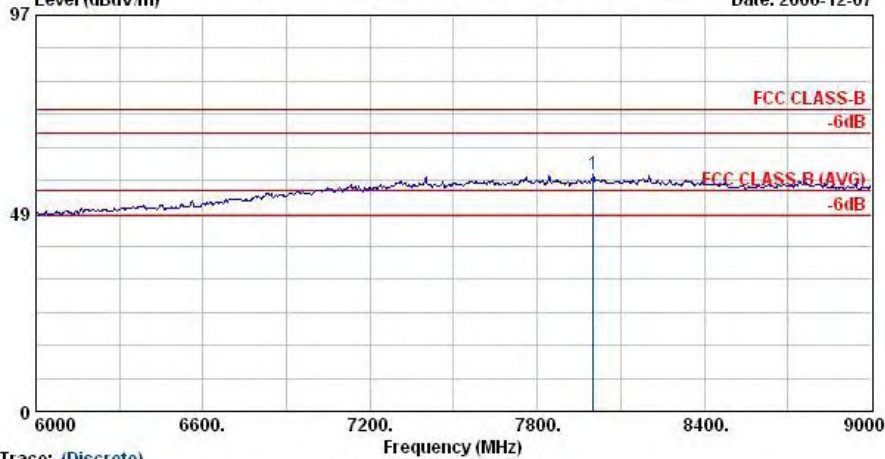
	Freq	Level	Over	Limit	ReadAntenna	Cable	Preamp	Ant	Table	Remark
	MHz	dBuV/m	dB	dBuV/m	dBuV	dB/m	dB	dB	cm	deg
1 @	5892.00	49.51	-24.49	74.00	44.34	34.00	6.92	35.75	---	---



FCC/IC TEST REPORT

Report No. : FR710210-01

Data: 15 File: D:\Project\2007Q1\15\1710208\52815CWLAN\11g Tx_Ch06.EMI (20) Date: 2006-12-07

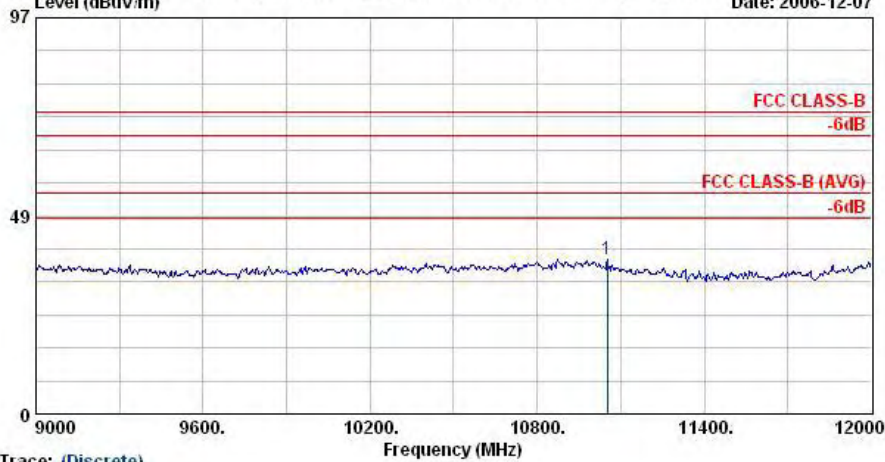


Trace: (Discrete)

Site : 03CH06-RY
 Condition : HF-ANT-060410 VERTICAL
 EUT : PDA with GPRS/EDGE+WLAN 11g+BT
 Power : 120Vac/60Hz
 Model : FR 710210
 Memo : 11g Tx_Ch06;2437MHz
 Plane : E2
 Data Rate : 6

	Freq	Level	Over Limit	Limit Line	ReadAntenna	Cable	Preamp	Ant	Table	Remark	
	MHz	dBuV/m	dB	dBuV/m	dBuV	dB/m	dB	dB	cm	deg	
1 @	8001.00	58.17	-15.83	74.00	46.64	39.60	7.79	35.86	---	---	Peak

Data: 16 File: D:\Project\2007Q1\15\1710208\52815CWLAN\11g Tx_Ch06.EMI (20) Date: 2006-12-07



Trace: (Discrete)

Site : 03CH06-RY
 Condition : HF-ANT(6-16)-060916 VERTICAL
 EUT : PDA with GPRS/EDGE+WLAN 11g+BT
 Power : 120Vac/60Hz
 Model : FR 710210
 Memo : 11g Tx_Ch06;2437MHz
 Plane : E2
 Data Rate : 6

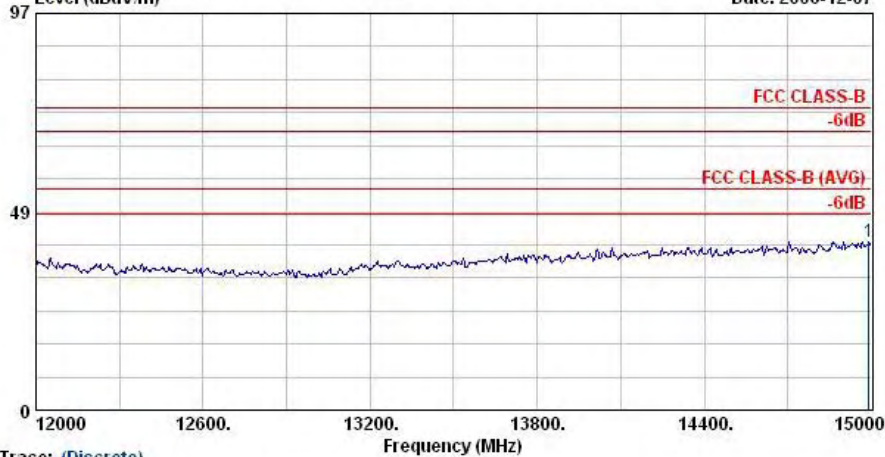
	Freq	Level	Over Limit	Limit Line	ReadAntenna	Cable	Preamp	Ant	Table	Remark	
	MHz	dBuV/m	dB	dBuV/m	dBuV	dB/m	dB	dB	cm	deg	
1	11052.00	37.87	-36.13	74.00	71.44	-8.65	11.08	36.00	---	---	Peak



FCC/IC TEST REPORT

Report No. : FR710210-01

Data: 17 File: D:\Project\2007Q1\528152815C\MLAN11g Tx_Ch06.EMI (20) Date: 2006-12-07
 Level (dBuV/m)

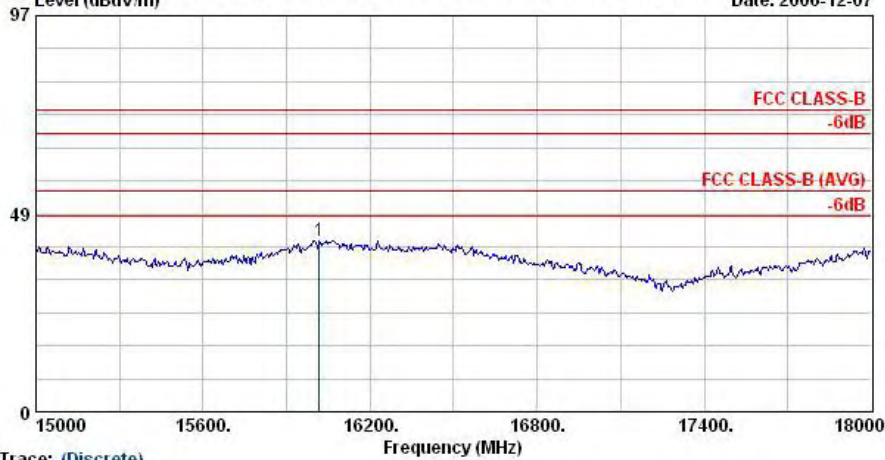


Trace: (Discrete)

Site : 03CH06-HY
 Condition : HF-ANT(8-18)-060918 VERTICAL
 EUT : PDA with GPRS/EDGE+WLAN 11g+BT
 Power : 120Vac/60Hz
 Model : FR 710210
 Memo : 11g Tx_Ch06;2437MHz
 Plane : E2
 Data Rate : 6

	Freq	Level	Over Limit	Limit Line	ReadAntenna	Cable	Preamp	Ant	Table	Remark	
	MHz	dBuV/m	dB	dBuV/m	dBuV	dB/m	dB	dB	cm	deg	
1	14991.00	41.18	-32.82	74.00	69.00	-6.21	14.43	36.03	---	---	Peak

Data: 18 File: D:\Project\2007Q1\528152815C\MLAN11g Tx_Ch06.EMI (20) Date: 2006-12-07
 Level (dBuV/m)



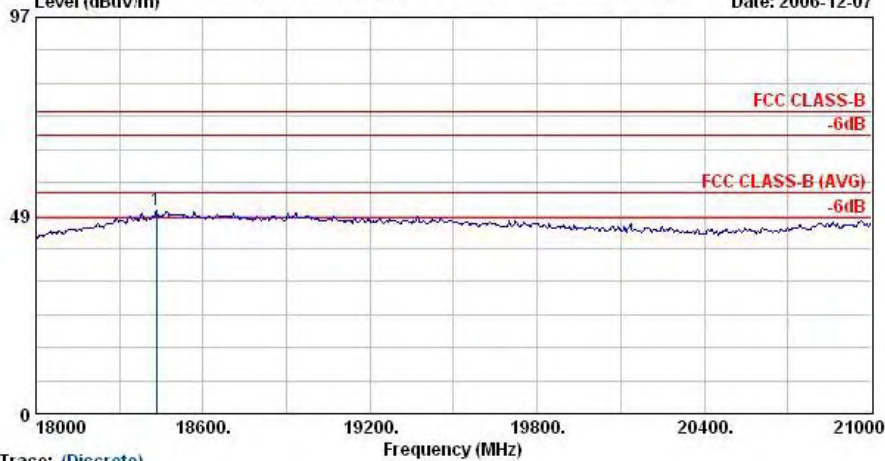
Trace: (Discrete)

Site : 03CH06-HY
 Condition : HF-ANT(8-18)-060918 VERTICAL
 EUT : PDA with GPRS/EDGE+WLAN 11g+BT
 Power : 120Vac/60Hz
 Model : FR 710210
 Memo : 11g Tx_Ch06;2437MHz
 Plane : E2
 Data Rate : 6

	Freq	Level	Over Limit	Limit Line	ReadAntenna	Cable	Preamp	Ant	Table	Remark	
	MHz	dBuV/m	dB	dBuV/m	dBuV	dB/m	dB	dB	cm	deg	
1	16017.00	41.99	-32.01	74.00	69.57	-4.15	12.70	36.13	---	---	Peak



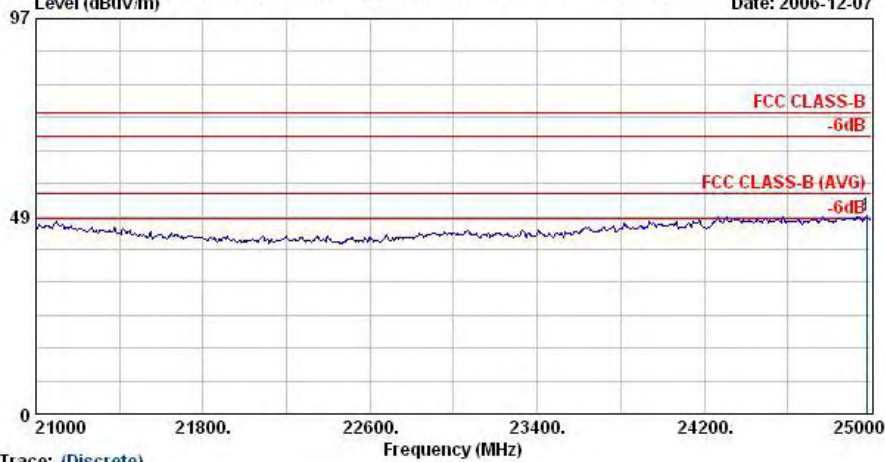
Data: 19 File: D:\Project\2007Q1\测试\710208\52815C\WLAN\11g Tx_Ch06.EMI (20) Date: 2006-12-07



Trace: (Discrete)
 Site : 03CH06-HY
 Condition : SHF-EHF HORN VERTICAL
 EUT : PDA with GPRS/EDGE+WLAN 11g+BT
 Power : 120Vac/60Hz
 Model : FR 710210
 Memo : 11g Tx_Ch06; 2437MHz
 Plane : E2
 Data Rate : 6

	Freq	Level	Over Limit	Limit Line	Read Level	Antenna Factor	Cable Loss	Preamp Factor	Ant Pos	Table Pos	Remark
	MHz	dBuV/m	dB	dBuV/m	dBuV	dB/m	dB	dB	cm	deg	
1 @	18432.00	49.69	-24.31	74.00	45.60	21.19	18.87	35.97	---	---	Peak

Data: 20 File: D:\Project\2007Q1\测试\710208\52815C\WLAN\11g Tx_Ch06.EMI (20) Date: 2006-12-07



Trace: (Discrete)
 Site : 03CH06-HY
 Condition : SHF-EHF HORN VERTICAL
 EUT : PDA with GPRS/EDGE+WLAN 11g+BT
 Power : 120Vac/60Hz
 Model : FR 710210
 Memo : 11g Tx_Ch06; 2437MHz
 Plane : E2
 Data Rate : 6

	Freq	Level	Over Limit	Limit Line	Read Level	Antenna Factor	Cable Loss	Preamp Factor	Ant Pos	Table Pos	Remark
	MHz	dBuV/m	dB	dBuV/m	dBuV	dB/m	dB	dB	cm	deg	
1 @	24976.00	48.54	-25.46	74.00	46.67	21.79	18.58	38.51	---	---	Peak

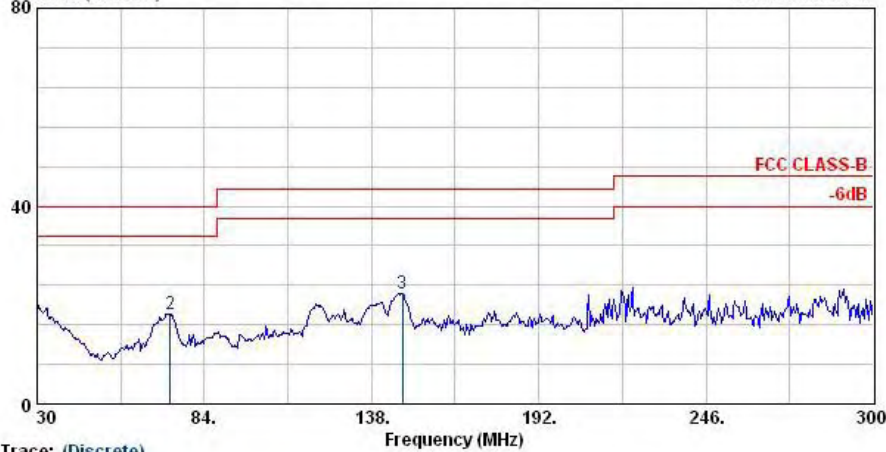
Remark: There is no more obvious spurious emission except the listings above.



- Test Mode : Mode 6
- Polarization : Horizontal

The test that passed at minimum margin was marked by the frame in the following table.

Data: 1 File: D:\Project\2007Q1\亞旭\710208\52815C\WLAN11g Tx_Ch11.EMI (18) Date: 2006-12-07

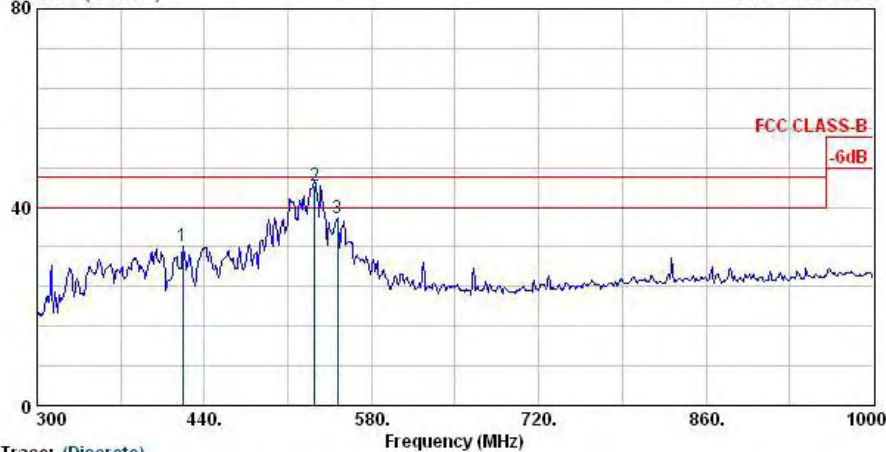


Trace: (Discrete)

Site : 03CHD6-HY
 Condition : LF-ANT(951121) HORIZONTAL
 EUT : PDA with GPRS/EDGE+WLAN 11g+BT
 Power : 120Vac/60Hz
 Model : FR 710210
 Memo : 11g Tx_Ch11;2462MHz
 Plane : E2
 Data Rate : 6

	Freq	Level	Over	Limit	ReadAntenna	Cable	Preamp	Ant	Table	Remark	
	MHz	dBuV/m	dB	dBuV/m	dBuV	dB/m	dB	dB	cm	deg	
1 @	30.0	20.48	-19.52	40.00	31.44	19.66	0.84	31.46	---	---	Peak
2	72.9	18.22	-21.78	40.00	41.00	7.06	1.32	31.16	---	---	Peak
3	148.0	22.33	-21.17	43.50	41.21	10.37	1.81	31.06	---	---	Peak

Data: 2 File: D:\Project\2007Q1\亞旭\710208\52815C\WLAN11g Tx_Ch11.EMI (18) Date: 2006-12-07



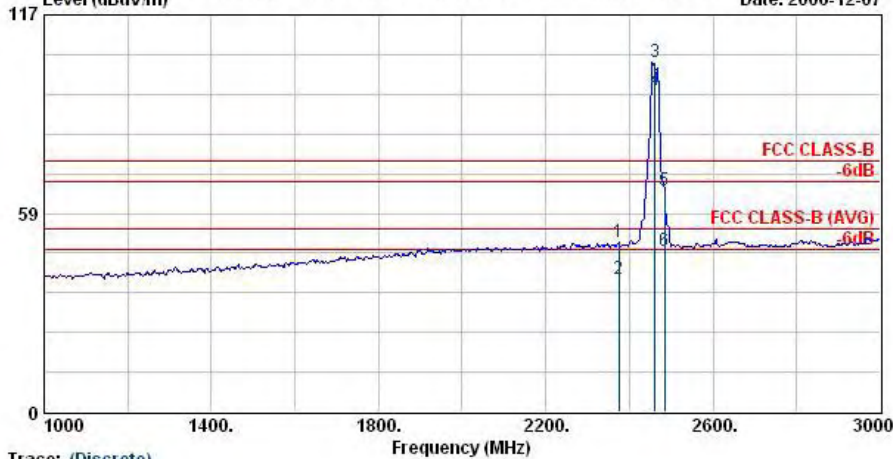
Trace: (Discrete)

Site : 03CHD6-HY
 Condition : LF-ANT(951121) HORIZONTAL
 EUT : PDA with GPRS/EDGE+WLAN 11g+BT
 Power : 120Vac/60Hz
 Model : FR 710210
 Memo : 11g Tx_Ch11;2462MHz
 Plane : E2
 Data Rate : 6

	Freq	Level	Over	Limit	ReadAntenna	Cable	Preamp	Ant	Table	Remark	
	MHz	dBuV/m	dB	dBuV/m	dBuV	dB/m	dB	dB	cm	deg	
1 @	421.8	32.17	-13.83	46.00	43.64	16.13	3.24	30.84	---	---	Peak
2 @	532.4	44.26	-1.74	46.00	53.60	17.76	3.65	30.75	194	157	QP
3 @	551.3	37.82	-8.18	46.00	46.86	17.96	3.73	30.73	---	---	Peak



Data: 3 File: D:\Project\2007Q1\2578\710208\528\15C\WLAN\11g Tx_Ch11.EMI (18) Date: 2006-12-07



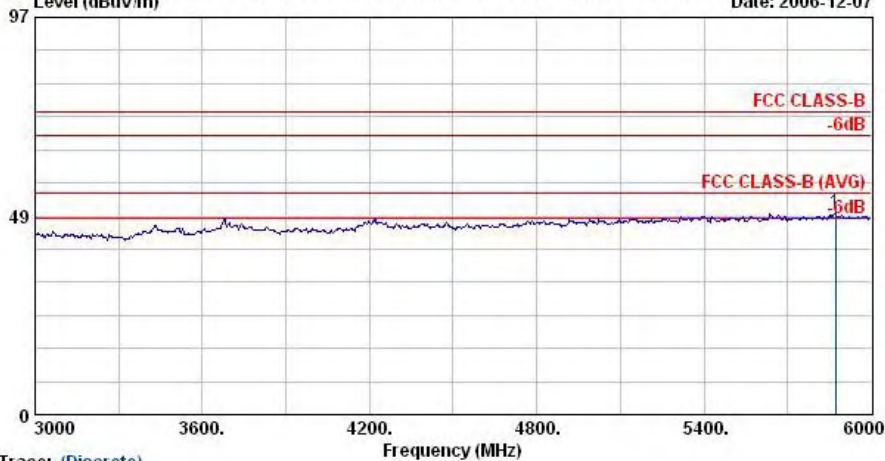
Trace: (Discrete)

Site : 03CH06-HY
 Condition : HF-ANT-060410 HORIZONTAL
 EUT : PDA with GPRS/EDGE+WLAN 11g+BT
 Power : 120Vac/60Hz
 Model : FR 710210
 Memo : 11g Tx_Ch11;2462MHz
 Plane : E2
 Data Rate : 6

	Freq	Level	Over	Limit	Read	Antenna	Cable	Preamp	Ant	Table	
	MHz	dBuV/m	dB	dBuV/m	Level	Factor	Loss	Factor	Pos	Pos	Remark
					dBuV	dB/m	dB	dB	cm	deg	
1	2374.0	50.05	-23.95	74.00	51.51	30.25	3.73	35.44	100	0	Peak
2 @	2374.0	39.33	-14.67	54.00	40.79	30.25	3.73	35.44	129	83	Average
3 @	2462.0	103.18			104.55	30.29	3.84	35.49	100	0	Peak
4 @	2462.0	94.70			96.07	30.29	3.84	35.49	129	83	Average
5 @	2484.0	65.38	-8.62	74.00	66.74	30.29	3.86	35.51	100	0	Peak
6 @	2484.0	47.49	-6.51	54.00	48.85	30.29	3.86	35.51	129	83	Average

Remark: #3 and #4 Fundamental Signal

Data: 4 File: D:\Project\2007Q1\2578\710208\528\15C\WLAN\11g Tx_Ch11.EMI (18) Date: 2006-12-07



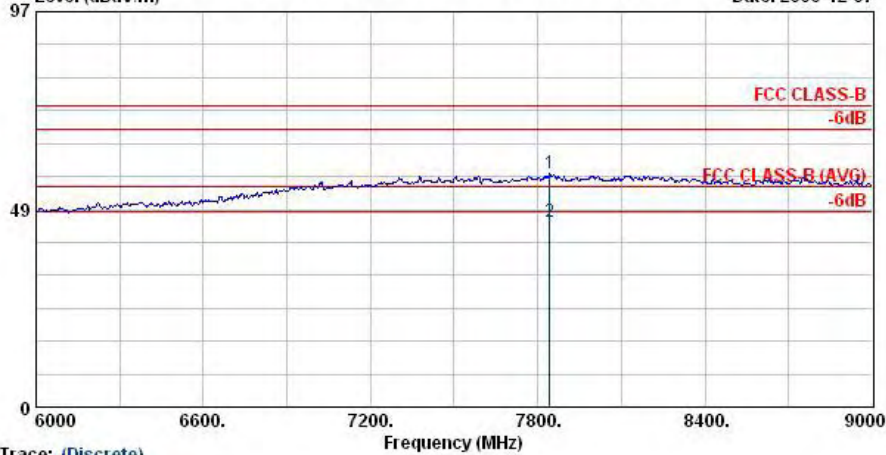
Trace: (Discrete)

Site : 03CH06-HY
 Condition : HF-ANT-060410 HORIZONTAL
 EUT : PDA with GPRS/EDGE+WLAN 11g+BT
 Power : 120Vac/60Hz
 Model : FR 710210
 Memo : 11g Tx_Ch11;2462MHz
 Plane : E2
 Data Rate : 6

	Freq	Level	Over	Limit	Read	Antenna	Cable	Preamp	Ant	Table	
	MHz	dBuV/m	dB	dBuV/m	Level	Factor	Loss	Factor	Pos	Pos	Remark
					dBuV	dB/m	dB	dB	cm	deg	
1	5871.00	49.28	-24.72	74.00	44.14	33.98	6.92	35.76	---	---	Peak



Data: 5 File: D:\Project\2007Q1\200710208152815C\WLAN11g Tx_Ch11.EMI (18) Date: 2006-12-07

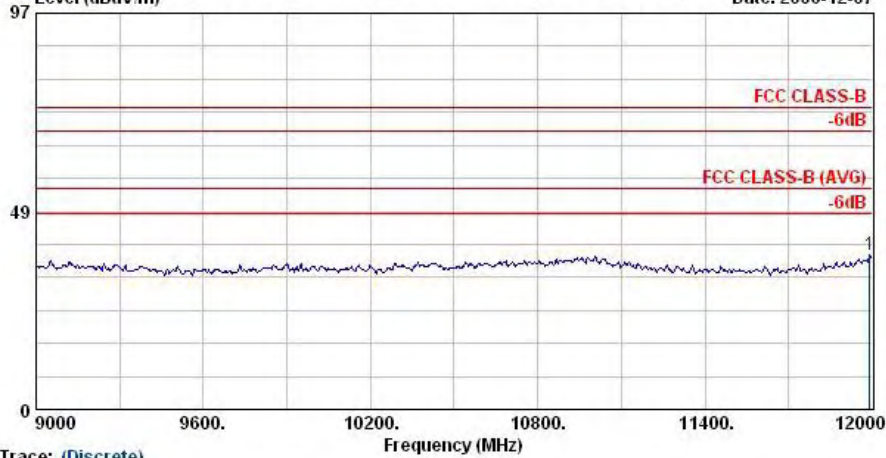


Trace: (Discrete)

Site : 03CH06-RY
Condition : HF-ANT-060410 HORIZONTAL
EUT : PDA with GPRS/EDGE+WLAN 11g+BT
Power : 120Vac/60Hz
Model : FR 710210
Memo : 11g Tx_Ch11;2462MHz
Plane : E2
Data Rate : 6

Table with 11 columns: Freq, Level, Over Limit, Limit Line, Read Level, Antenna Factor, Cable Loss, Preamp Factor, Ant Pos, Table Pos, Remark. Contains two rows of measurement data at 7842.00 MHz.

Data: 6 File: D:\Project\2007Q1\200710208152815C\WLAN11g Tx_Ch11.EMI (18) Date: 2006-12-07



Trace: (Discrete)

Site : 03CH06-RY
Condition : HF-ANT(6-16)-060818 HORIZONTAL
EUT : PDA with GPRS/EDGE+WLAN 11g+BT
Power : 120Vac/60Hz
Model : FR 710210
Memo : 11g Tx_Ch11;2462MHz
Plane : E2
Data Rate : 6

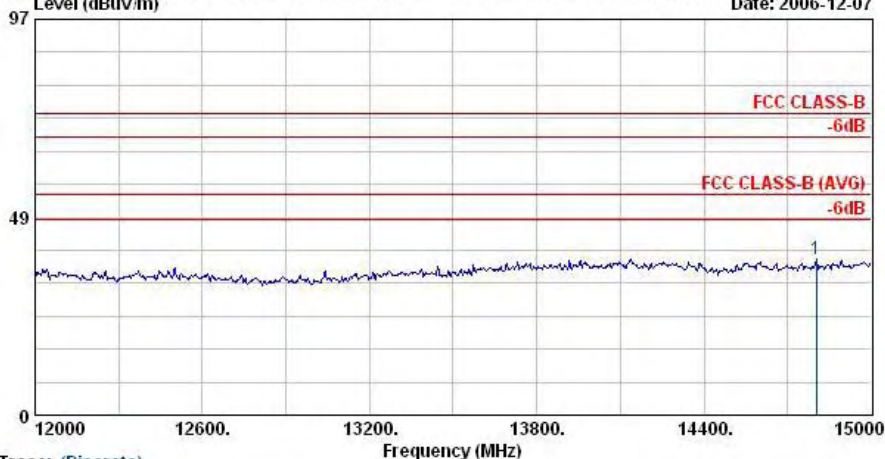
Table with 11 columns: Freq, Level, Over Limit, Limit Line, Read Level, Antenna Factor, Cable Loss, Preamp Factor, Ant Pos, Table Pos, Remark. Contains one row of measurement data at 11991.00 MHz.



FCC/IC TEST REPORT

Report No. : FR710210-01

Data: 7 File: D:\Project\2007Q1\Case 710208\52815C\WLAN\11g Tx_Ch11.EMI (18) Date: 2006-12-07



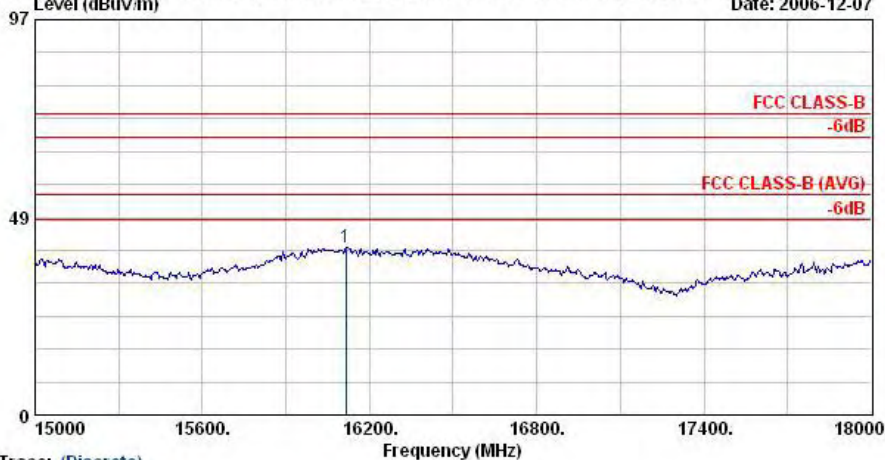
Trace: (Discrete)

```

Site       : 03CH06-RY
Condition  : HF-ANT(6-18)-060918 HORIZONTAL
EUT       : PDA with GPS/EDGE+WLAN 11g+BT
Power     : 120Vac/60Hz
Model     : FR 710210
Memo      : 11g Tx_Ch11;2462MHz
Plane    : E2
Data Rate : 6
  
```

	Freq	Level	Over Limit	Limit Line	Read Level	Antenna Factor	Cable Loss	Preamp Factor	Ant Pos	Table Pos	Remark
	MHz	dBuV/m	dB	dBuV/m	dBuV	dB/m	dB	dB	cm	deg	
1	14802.00	38.25	-35.75	74.00	68.98	-6.36	11.45	35.82	---	---	Peak

Data: 8 File: D:\Project\2007Q1\Case 710208\52815C\WLAN\11g Tx_Ch11.EMI (18) Date: 2006-12-07



Trace: (Discrete)

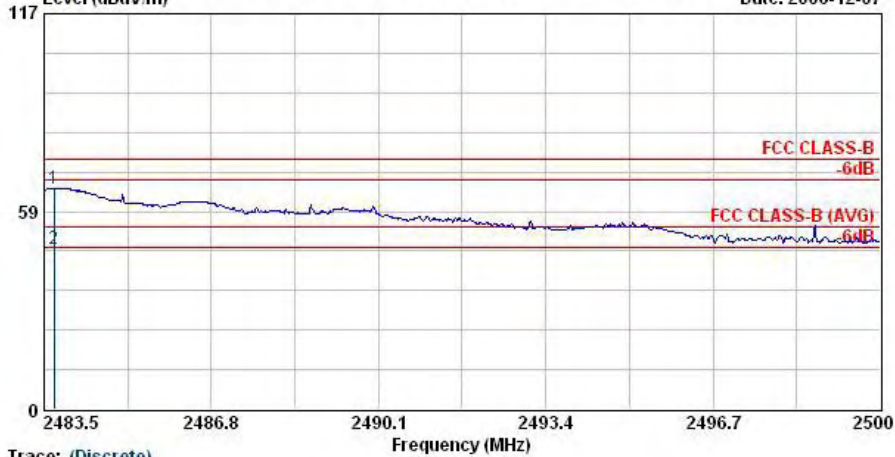
```

Site       : 03CH06-RY
Condition  : HF-ANT(6-18)-060918 HORIZONTAL
EUT       : PDA with GPS/EDGE+WLAN 11g+BT
Power     : 120Vac/60Hz
Model     : FR 710210
Memo      : 11g Tx_Ch11;2462MHz
Plane    : E2
Data Rate : 6
  
```

	Freq	Level	Over Limit	Limit Line	Read Level	Antenna Factor	Cable Loss	Preamp Factor	Ant Pos	Table Pos	Remark
	MHz	dBuV/m	dB	dBuV/m	dBuV	dB/m	dB	dB	cm	deg	
1	16116.00	41.27	-32.73	74.00	69.80	-5.39	11.80	34.94	---	---	Peak



Data: 17 File: D:\Project\2007Q1\5781710208\52815C\WLAN11g Tx_Ch11.EMI (18) Date: 2006-12-07
 Level (dBuV/m)



Trace: (Discrete)

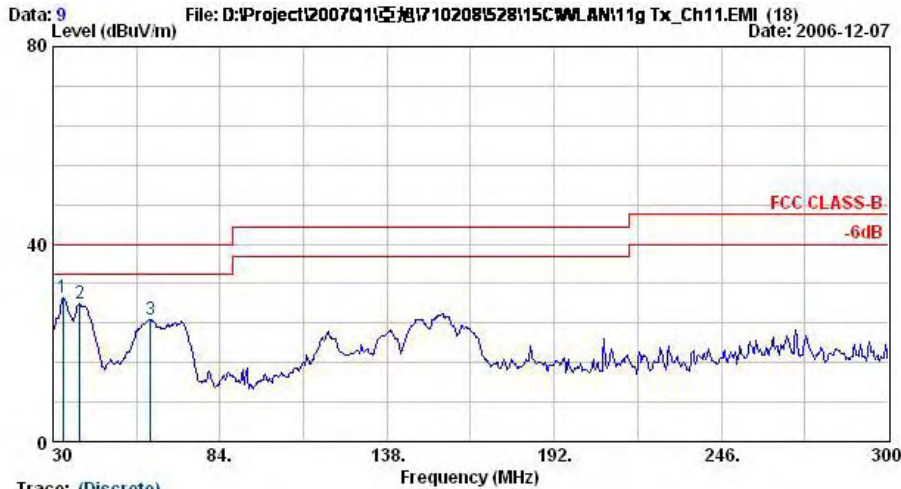
Site : 08CH06-HY
 Condition : HF-ANT-060410 HORIZONTAL
 EUT : PDA with GPRS/EDGE+WLAN 11g+BT
 Power : 12Wac/60Hz
 Model : FR 710210
 Memo : 11g Tx_Ch11;2462MHz
 Plane : E2
 Data Rate : 6

	Freq	Level	Over Limit	Limit Line	Read Level	Antenna Factor	Cable Loss	Preamp Factor	Ant Pos	Table Pos	Remark
	MHz	dBuV/m	dB	dBuV/m	dBuV	dB/m	dB	dB	cm	deg	
1 @	2483.7	65.38	-8.62	74.00	66.74	30.29	3.86	35.51	100	0	Peak
2 @	2483.7	47.49	-6.51	54.00	48.85	30.29	3.86	35.51	129	83	Average



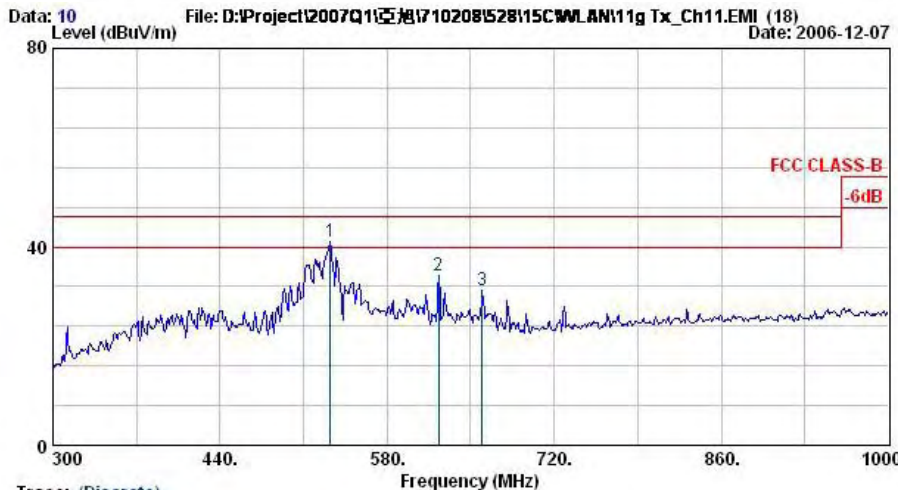
- Polarization : Vertical

The test that passed at minimum margin was marked by the frame in the following table.



Trace: (Discrete)
 Site : 08CH06-HY
 Condition : LF-ANT(951121) VERTICAL
 EUT : PDA with GPRS/EDGE+WLAN 11g+BT
 Power : 120Vac/60Hz
 Model : FR 710210
 Memo : 11g Tx_Ch11,2462MHz
 Plane : E2
 Data Rate : 6

	Freq	Level	Over	Limit	ReadAntenna	Cable	Preamp	Ant	Table	Remark
	MHz	dBuV/m	dB	dBuV/m	dBuV	dB	dB	cm	deg	
1 @	33.2	29.05	-10.95	40.00	42.01	17.54	0.86	31.36	---	Peak
2 @	38.6	27.87	-12.13	40.00	44.15	14.03	0.91	31.23	---	Peak
3 @	61.6	24.79	-15.21	40.00	48.15	6.67	1.17	31.20	---	Peak

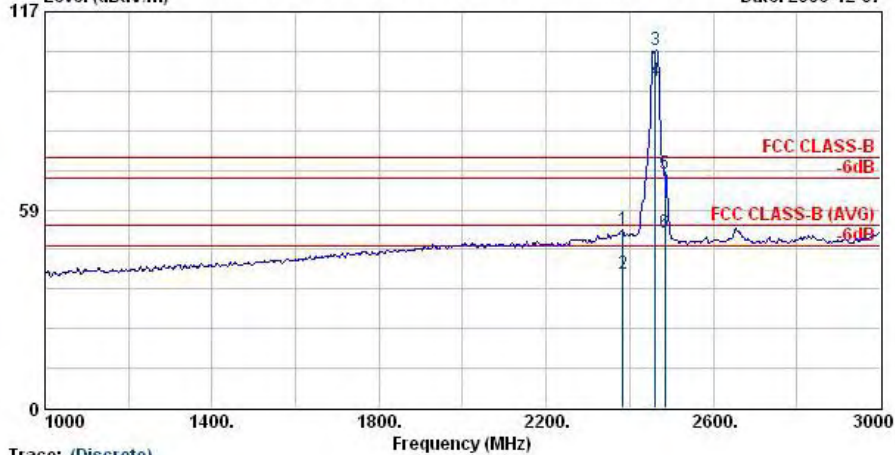


Trace: (Discrete)
 Site : 08CH06-HY
 Condition : LF-ANT(951121) VERTICAL
 EUT : PDA with GPRS/EDGE+WLAN 11g+BT
 Power : 120Vac/60Hz
 Model : FR 710210
 Memo : 11g Tx_Ch11,2462MHz
 Plane : E2
 Data Rate : 6

	Freq	Level	Over	Limit	ReadAntenna	Cable	Preamp	Ant	Table	Remark
	MHz	dBuV/m	dB	dBuV/m	dBuV	dB	dB	cm	deg	
1 @	532.4	40.91	-5.09	46.00	50.24	17.76	3.65	30.75	100	0 Peak
2 @	623.4	34.32	-11.68	46.00	42.42	18.57	3.99	30.66	---	Peak
3 @	659.8	31.12	-14.88	46.00	38.90	18.72	4.15	30.64	---	Peak



Data: 11 File: D:\Project\2007Q1\571710208\52815C\WLAN11g Tx_Ch11.EMI (18) Date: 2006-12-07



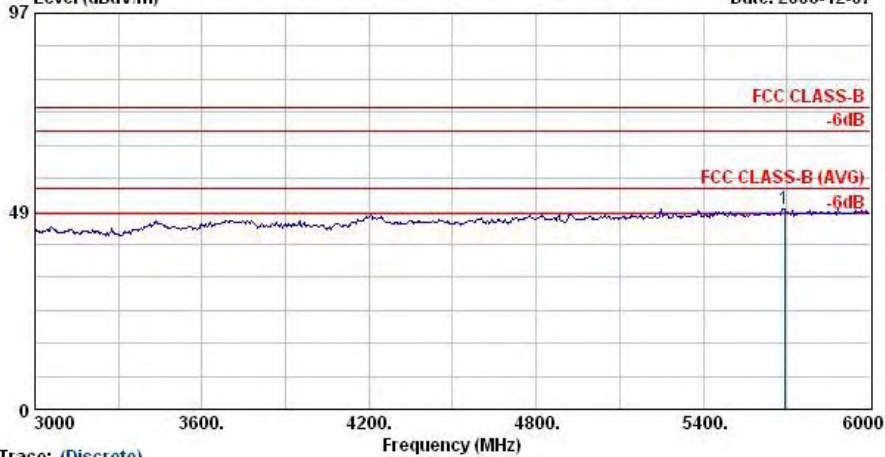
Trace: (Discrete)

Site : 03CH06-HY
 Condition : HF-ANT-060410 VERTICAL
 EUT : PDA with GPRS/EDGE+WLAN 11g+BT
 Power : 120Vac/60Hz
 Model : FR 710210
 Memo : 11g Tx_Ch11;2462MHz
 Plane : E2
 Data Rate : 6

	Freq	Level	Over	Limit	Read	Antenna	Cable	Preamp	Ant	Table	Remark
	MHz	dBuV/m	dB	dBuV/m	dBuV	dB/m	dB	dB	cm	deg	
1	2384.0	52.79	-21.21	74.00	54.22	30.25	3.75	35.44	100	0	Peak
2 @	2384.0	39.43	-14.57	54.00	40.87	30.25	3.75	35.44	121	261	Average
3 @	2462.0	105.51			106.88	30.29	3.84	35.49	100	0	Peak
4 @	2462.0	96.75			98.12	30.29	3.84	35.49	121	261	Average
5 @	2484.0	69.03	-4.97	74.00	70.39	30.29	3.86	35.51	100	0	Peak
6 @	2484.0	51.74	-2.26	54.00	53.09	30.30	3.86	35.51	121	261	Average

Remark: #3 and #4 Fundamental Signal

Data: 12 File: D:\Project\2007Q1\571710208\52815C\WLAN11g Tx_Ch11.EMI (18) Date: 2006-12-07



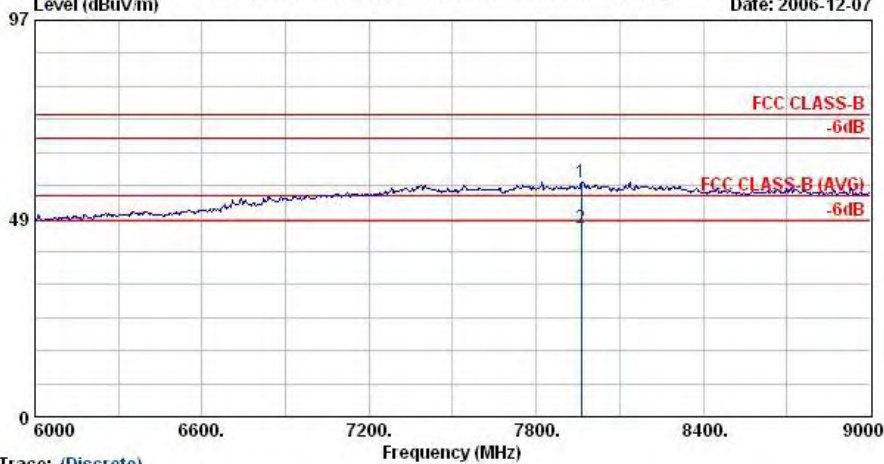
Trace: (Discrete)

Site : 03CH06-HY
 Condition : HF-ANT-060410 VERTICAL
 EUT : PDA with GPRS/EDGE+WLAN 11g+BT
 Power : 120Vac/60Hz
 Model : FR 710210
 Memo : 11g Tx_Ch11;2462MHz
 Plane : E2
 Data Rate : 6

	Freq	Level	Over	Limit	Read	Antenna	Cable	Preamp	Ant	Table	Remark
	MHz	dBuV/m	dB	dBuV/m	dBuV	dB/m	dB	dB	cm	deg	
1	5691.00	49.11	-24.89	74.00	44.30	33.79	6.90	35.88	---	---	Peak



Data: 13 File: D:\Project\2007Q1\2007102081528115C\WLAN11g Tx_Ch11.EMI (18) Date: 2006-12-07

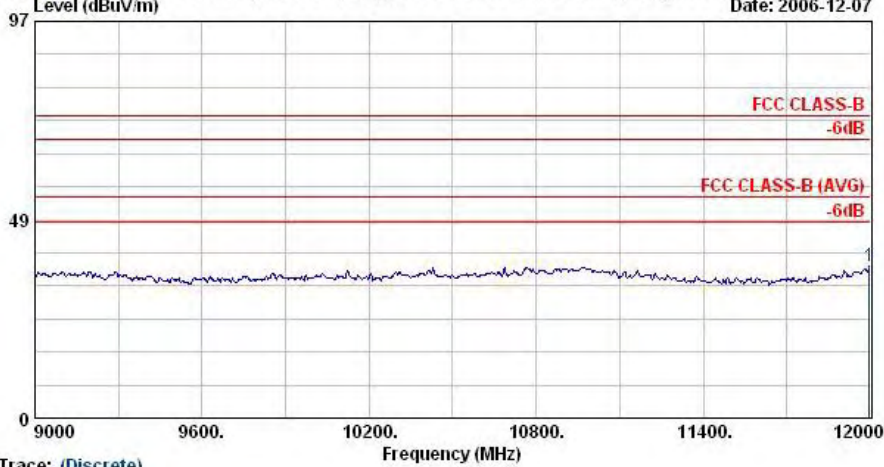


Trace: (Discrete)

Site : 03CH06-RY
 Condition : HF-ANT-060410 VERTICAL
 EUT : PDA with GPRS/EDGE+WLAN 11g+BT
 Power : 120Vac/60Hz
 Model : FR 710210
 Memo : 11g Tx_Ch11;2462MHz
 Plane : E2
 Data Rate : 6

	Freq	Level	Over Limit	Limit Line	Read Level	Antenna Factor	Cable Loss	Preamp Factor	Ant Pos	Table Pos	Remark
	MHz	dBuV/m	dB	dBuV/m	dBuV	dB/m	dB	dB	cm	deg	
1 @	7962.00	57.48	-16.52	74.00	46.01	39.55	7.78	35.86	---	---	Peak
2 @	7962.00	46.07	-7.93	54.00	34.60	39.55	7.78	35.86	100	168	Average

Data: 14 File: D:\Project\2007Q1\2007102081528115C\WLAN11g Tx_Ch11.EMI (18) Date: 2006-12-07



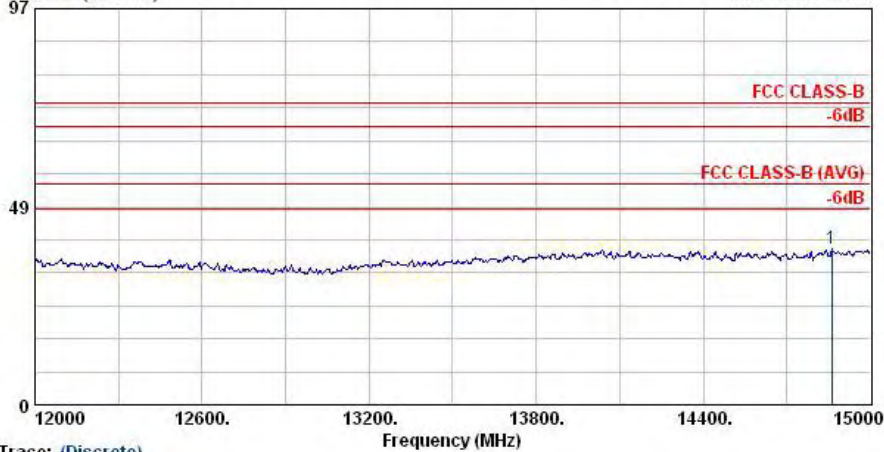
Trace: (Discrete)

Site : 03CH06-RY
 Condition : HF-ANT(8-18)-060918 VERTICAL
 EUT : PDA with GPRS/EDGE+WLAN 11g+BT
 Power : 120Vac/60Hz
 Model : FR 710210
 Memo : 11g Tx_Ch11;2462MHz
 Plane : E2
 Data Rate : 6

	Freq	Level	Over Limit	Limit Line	Read Level	Antenna Factor	Cable Loss	Preamp Factor	Ant Pos	Table Pos	Remark
	MHz	dBuV/m	dB	dBuV/m	dBuV	dB/m	dB	dB	cm	deg	
1	11997.00	37.25	-36.75	74.00	72.79	-9.60	10.64	36.58	---	---	Peak



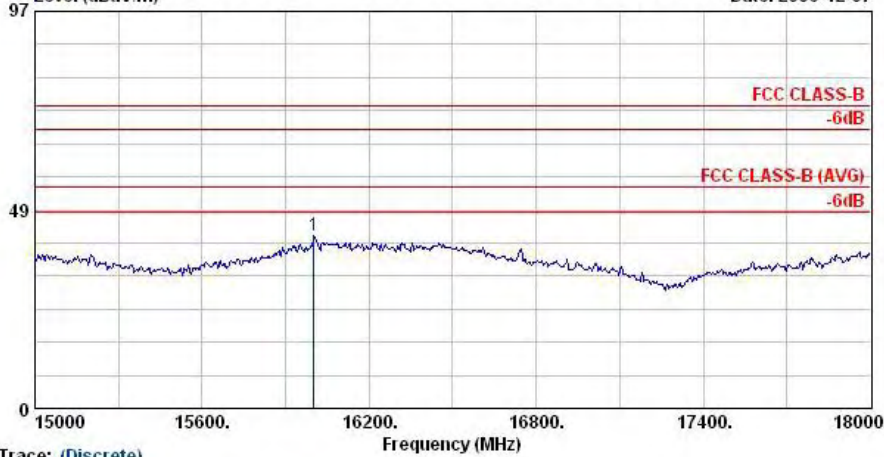
Data: 15 File: D:\Project\2007Q1\5281710208\528115C\WLAN\11g Tx_Ch11.EMI (18) Date: 2006-12-07



Trace: (Discrete)
 Site : 03CH06-HY
 Condition : HF-ANT(8-18)-060918 VERTICAL
 EUT : PDA with CPRS/EDGE+WLAN 11g+BT
 Power : 120Vac/60Hz
 Model : FR 710210
 Memo : 11g Tx_Ch11;2462MHz
 Plane : E2
 Data Rate : 6

	Freq	Level	Over Limit	Limit Line	Read Level	Antenna Factor	Cable Loss	Preamp Factor	Ant Pos	Table Pos	Remark
	MHz	dBuV/m	dB	dBuV/m	dBuV	dB/m	dB	dB	cm	deg	
1	14862.00	38.11	-35.89	74.00	68.94	-6.31	11.38	35.90	---	---	Peak

Data: 16 File: D:\Project\2007Q1\5281710208\528115C\WLAN\11g Tx_Ch11.EMI (18) Date: 2006-12-07



Trace: (Discrete)
 Site : 03CH06-HY
 Condition : HF-ANT(8-18)-060918 VERTICAL
 EUT : PDA with CPRS/EDGE+WLAN 11g+BT
 Power : 120Vac/60Hz
 Model : FR 710210
 Memo : 11g Tx_Ch11;2462MHz
 Plane : E2
 Data Rate : 6

	Freq	Level	Over Limit	Limit Line	Read Level	Antenna Factor	Cable Loss	Preamp Factor	Ant Pos	Table Pos	Remark
	MHz	dBuV/m	dB	dBuV/m	dBuV	dB/m	dB	dB	cm	deg	
1	16002.00	42.25	-31.75	74.00	70.80	-3.90	11.77	36.42	---	---	Peak