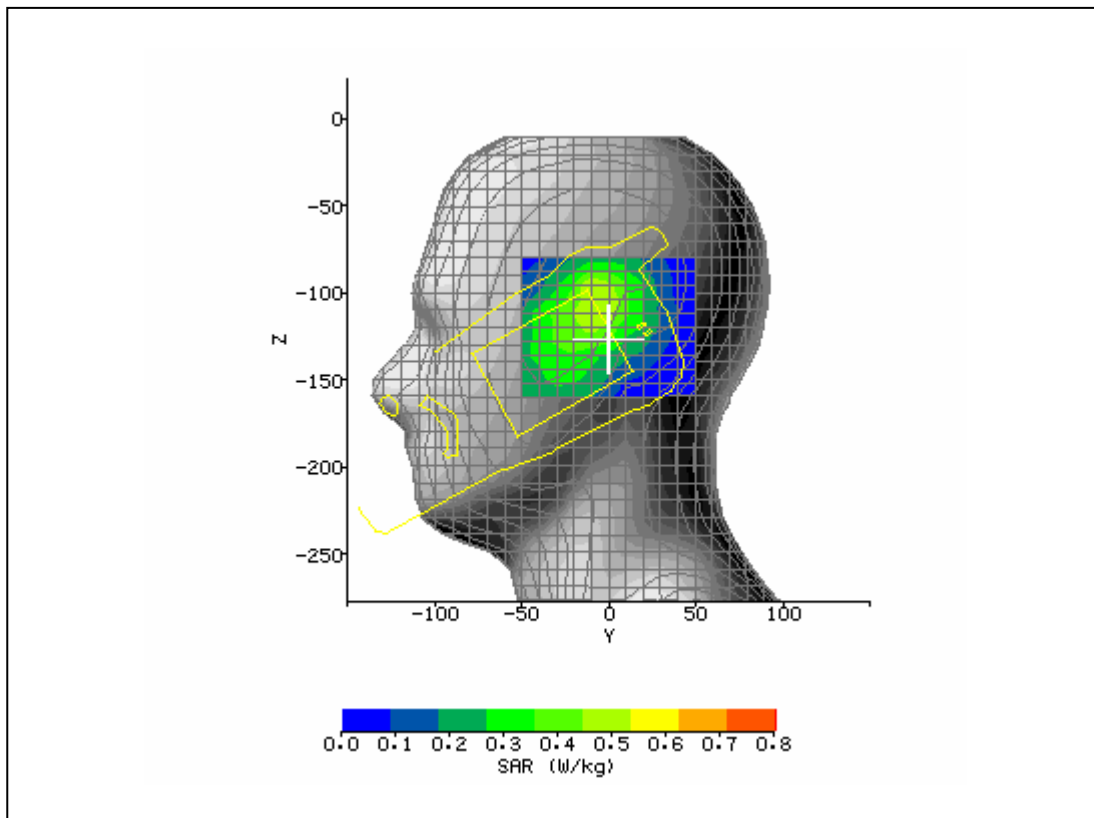
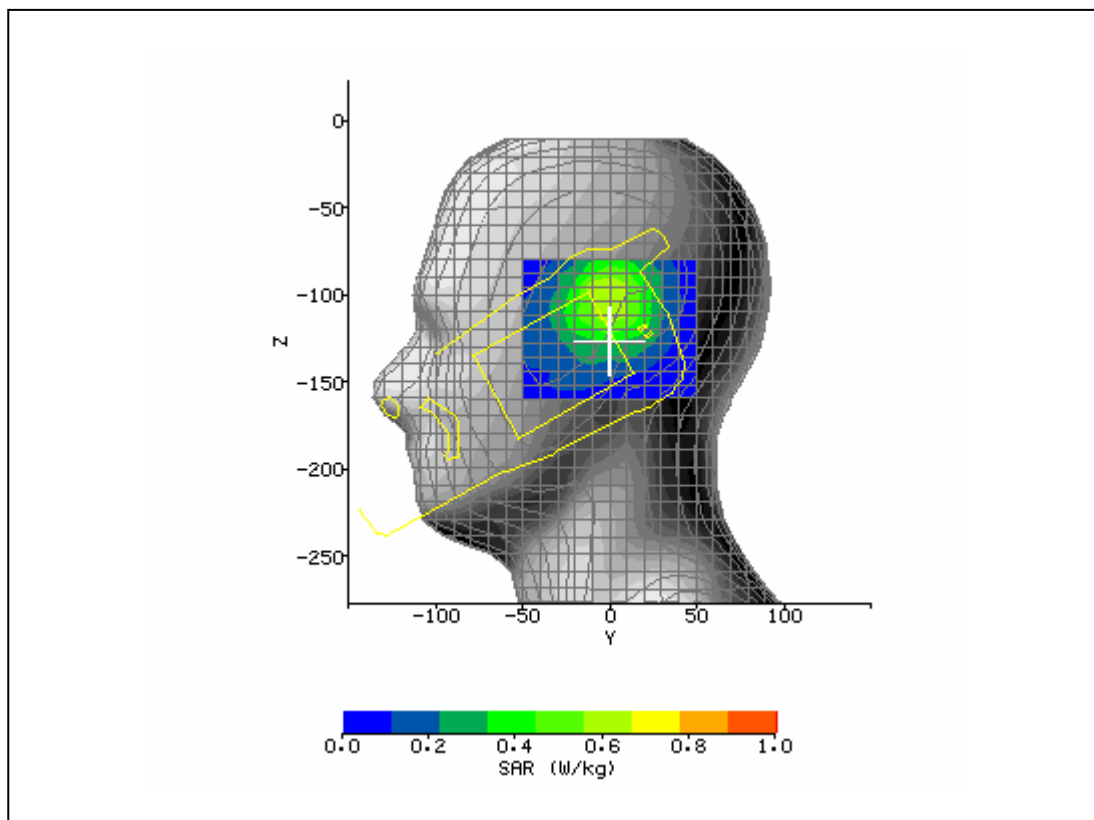


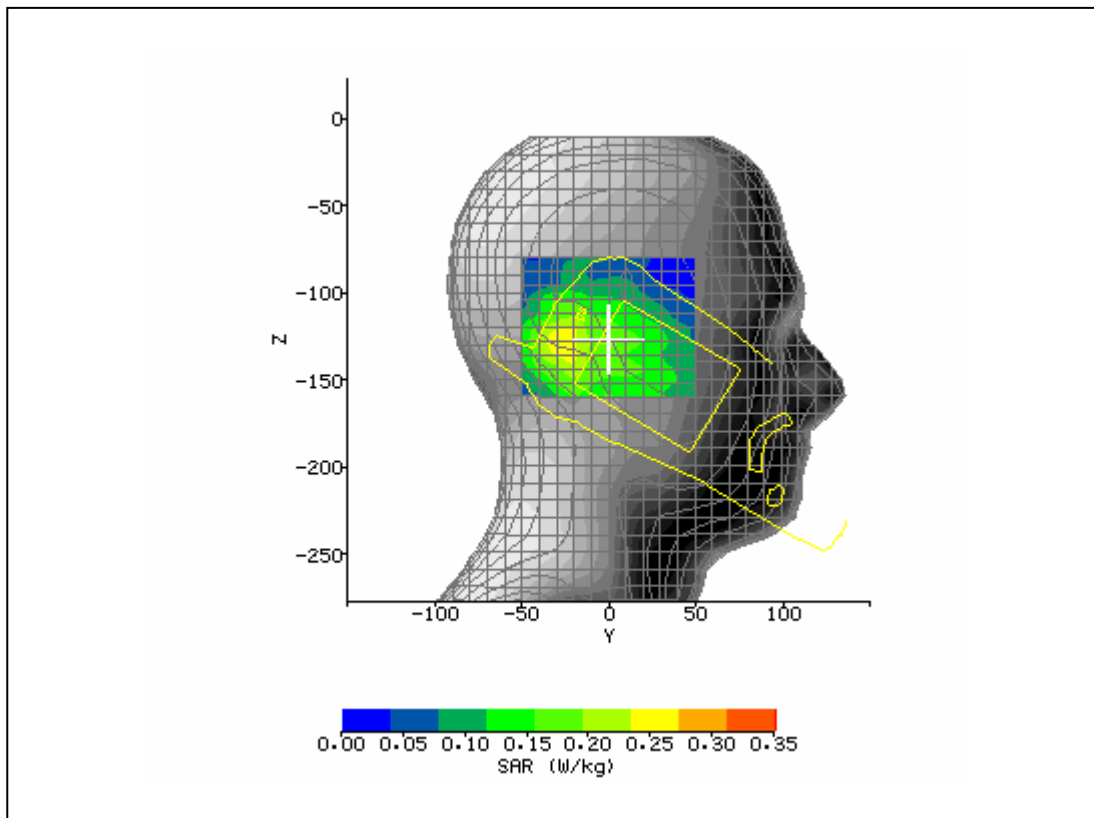
<b>System / software:</b>	SARA2 / 2.40 VPM	<b>Input Power Drift:</b>	
<b>Date / Time:</b>	12/6/2007 9:39:18 AM	<b>DUT Battery Model/No:</b>	
<b>Filename:</b>	temp.txt	<b>Probe Serial Number:</b>	M0024
<b>Ambient Temperature:</b>	20.8°C	<b>Liquid Simulant:</b>	850
<b>Device Under Test:</b>	7527S Handheld Computer	<b>Relative Permittivity:</b>	41.56
<b>Relative Humidity:</b>	46.0%	<b>Conductivity:</b>	0.922
<b>Phantom S/No:</b>	Head04_37.csv	<b>Liquid Temperature:</b>	20.7°C
<b>Phantom Rotation:</b>	0°	<b>Max SAR Y-axis Location:</b>	-5.00 mm
<b>DUT Position:</b>	Left Touch	<b>Max SAR Z-axis Location:</b>	-104.00 mm
<b>Antenna Configuration:</b>	Integral	<b>Max E Field:</b>	28.73 V/m
<b>Test Frequency:</b>	836.6MHz	<b>SAR 1g:</b>	0.690 W/kg
<b>Air Factors:</b>	2685 / 2277 / 2238	<b>SAR 10g:</b>	
<b>Conversion Factors:</b>	.360 / .360 / .360	<b>SAR Start:</b>	0.297 W/kg
<b>Type of Modulation:</b>		<b>SAR End:</b>	0.296 W/kg
<b>Modn. Duty Cycle:</b>		<b>SAR Drift during Scan:</b>	-0.19 %
<b>Diode Compression Factors (V*200):</b>	20 / 20 / 20	<b>Probe battery last changed:</b>	12/06/07
<b>Input Power Level:</b>	PCL 5	<b>Extrapolation:</b>	poly4



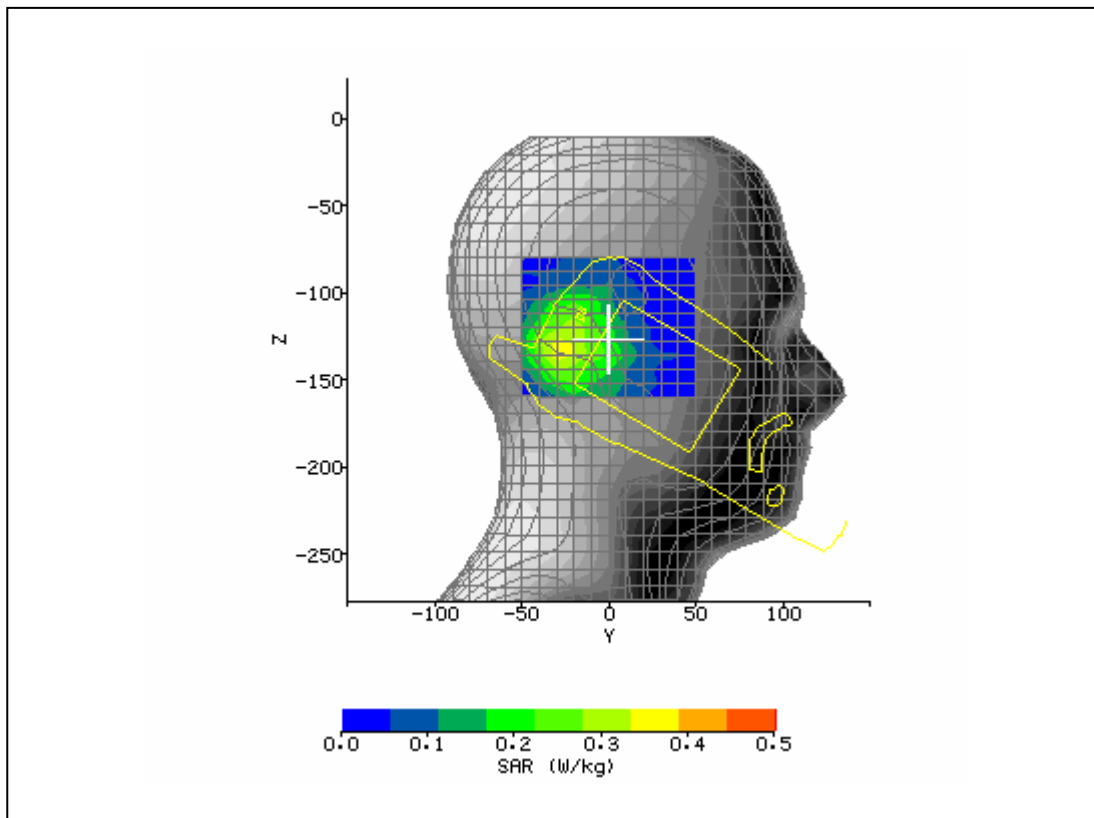
<b>System / software:</b>	SARA2 / 2.40 VPM	<b>Input Power Drift:</b>	
<b>Date / Time:</b>	12/6/2007 9:58:10 AM	<b>DUT Battery Model/No:</b>	
<b>Filename:</b>	Left_Touch_190_3d.txt	<b>Probe Serial Number:</b>	M0024
<b>Ambient Temperature:</b>	20.8°C	<b>Liquid Simulant:</b>	850
<b>Device Under Test:</b>	7527S Handheld Computer	<b>Relative Permittivity:</b>	41.56
<b>Relative Humidity:</b>	46.0%	<b>Conductivity:</b>	0.922
<b>Phantom S/No:</b>	Head04_37.csv	<b>Liquid Temperature:</b>	20.7°C
<b>Phantom Rotation:</b>	0°	<b>Max SAR Y-axis Location:</b>	-1.00 mm
<b>DUT Position:</b>	Left Tilt	<b>Max SAR Z-axis Location:</b>	-98.40 mm
<b>Antenna Configuration:</b>	Integral	<b>Max E Field:</b>	32.14 V/m
<b>Test Frequency:</b>	836.6MHz	<b>SAR 1g:</b>	0.840 W/kg
<b>Air Factors:</b>	2685 / 2277 / 2238	<b>SAR 10g:</b>	
<b>Conversion Factors:</b>	.360 / .360 / .360	<b>SAR Start:</b>	0.359 W/kg
<b>Type of Modulation:</b>		<b>SAR End:</b>	0.365 W/kg
<b>Modn. Duty Cycle:</b>		<b>SAR Drift during Scan:</b>	1.67 %
<b>Diode Compression Factors (V*200):</b>	20 / 20 / 20	<b>Probe battery last changed:</b>	12/06/07
<b>Input Power Level:</b>	PCL 5	<b>Extrapolation:</b>	poly4



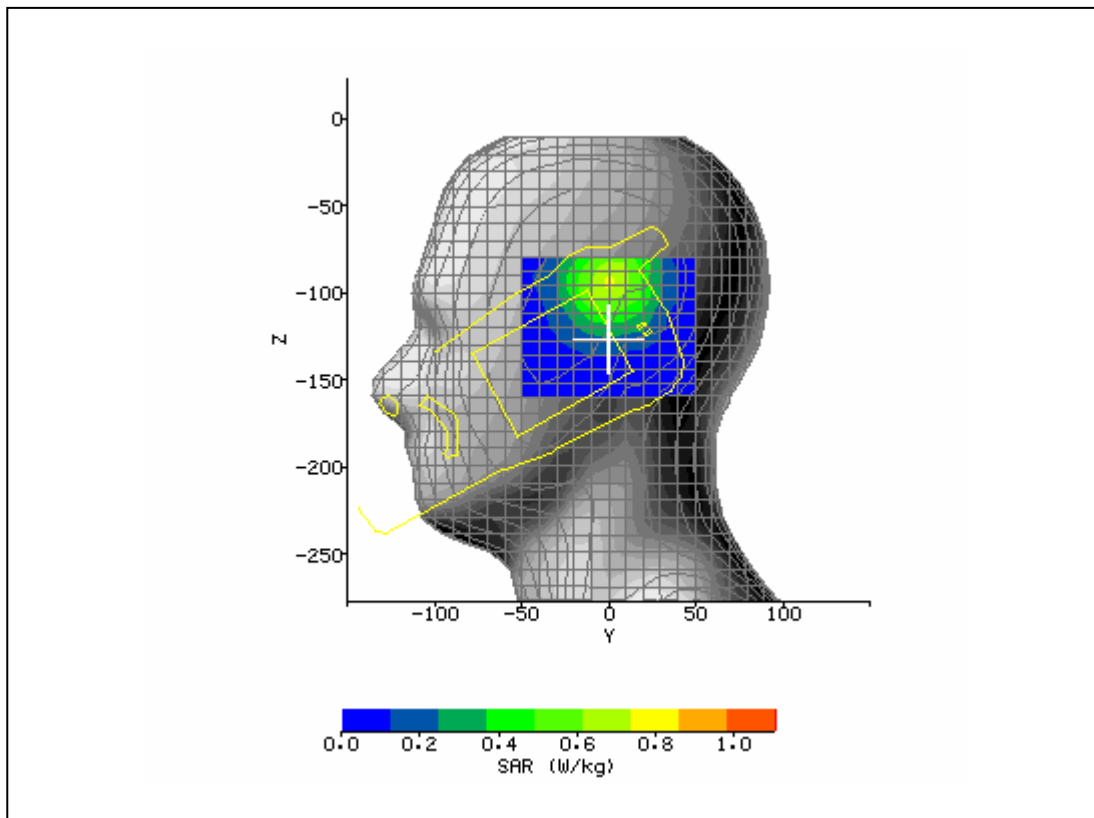
<b>System / software:</b>	SARA2 / 2.40 VPM	<b>Input Power Drift:</b>	
<b>Date / Time:</b>	12/6/2007 10:20:38 AM	<b>DUT Battery Model/No:</b>	
<b>Filename:</b>	Left_Tilt_190_3d.txt	<b>Probe Serial Number:</b>	M0024
<b>Ambient Temperature:</b>	20.8°C	<b>Liquid Simulant:</b>	850
<b>Device Under Test:</b>	7527S Handheld Computer	<b>Relative Permittivity:</b>	41.56
<b>Relative Humidity:</b>	46.0%	<b>Conductivity:</b>	0.922
<b>Phantom S/No:</b>	Head04_37.csv	<b>Liquid Temperature:</b>	20.7°C
<b>Phantom Rotation:</b>	180°	<b>Max SAR Y-axis Location:</b>	-27.00 mm
<b>DUT Position:</b>	Right Touch	<b>Max SAR Z-axis Location:</b>	-128.80 mm
<b>Antenna Configuration:</b>	Integral	<b>Max E Field:</b>	19.36 V/m
<b>Test Frequency:</b>	836.6MHz	<b>SAR 1g:</b>	0.329 W/kg
<b>Air Factors:</b>	2685 / 2277 / 2238	<b>SAR 10g:</b>	
<b>Conversion Factors:</b>	.360 / .360 / .360	<b>SAR Start:</b>	0.163 W/kg
<b>Type of Modulation:</b>		<b>SAR End:</b>	0.166 W/kg
<b>Modn. Duty Cycle:</b>		<b>SAR Drift during Scan:</b>	1.87 %
<b>Diode Compression Factors (V*200):</b>	20 / 20 / 20	<b>Probe battery last changed:</b>	12/06/07
<b>Input Power Level:</b>	PCL 5	<b>Extrapolation:</b>	poly4



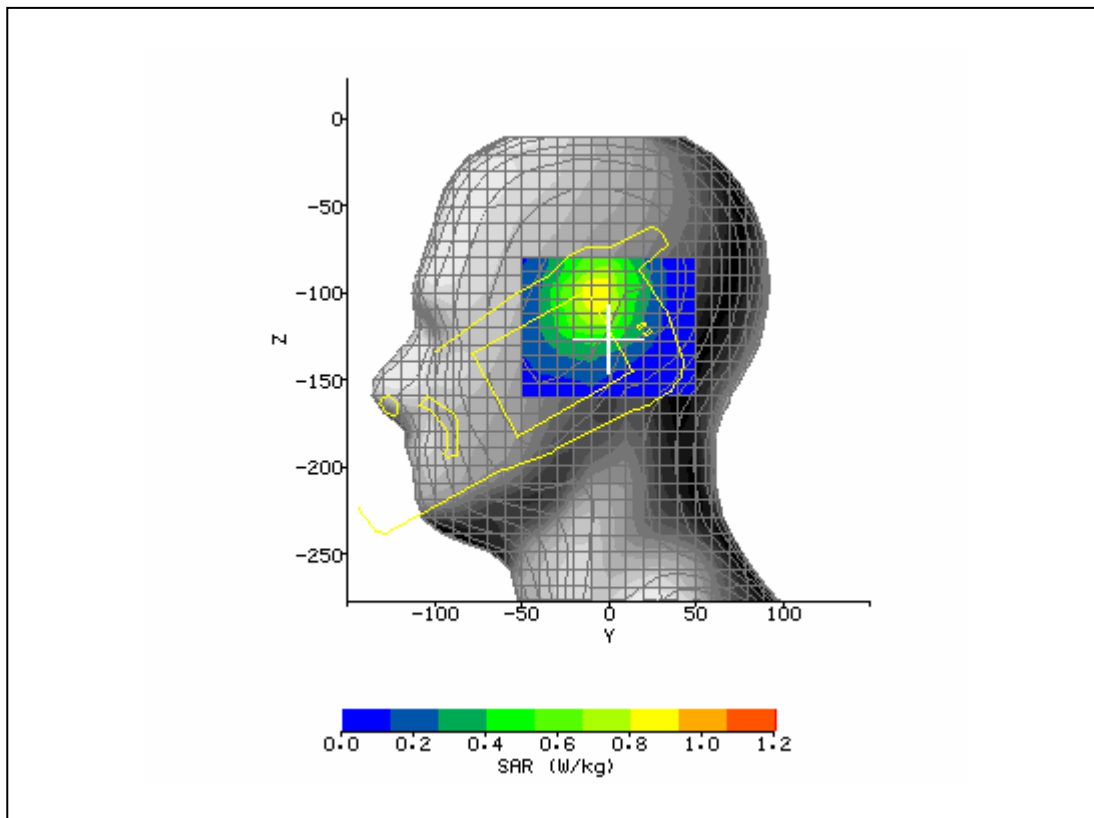
<b>System / software:</b>	SARA2 / 2.40 VPM	<b>Input Power Drift:</b>	
<b>Date / Time:</b>	12/6/2007 10:37:35 AM	<b>DUT Battery Model/No:</b>	
<b>Filename:</b>	Right_Touch_190_3d.tx t	<b>Probe Serial Number:</b>	M0024
<b>Ambient Temperature:</b>	20.8°C	<b>Liquid Simulant:</b>	850
<b>Device Under Test:</b>	7527S Handheld Computer	<b>Relative Permittivity:</b>	41.56
<b>Relative Humidity:</b>	46.0%	<b>Conductivity:</b>	0.922
<b>Phantom S/No:</b>	Head04_37.csv	<b>Liquid Temperature:</b>	20.7°C
<b>Phantom Rotation:</b>	180°	<b>Max SAR Y-axis Location:</b>	-27.00 mm
<b>DUT Position:</b>	Right Tilt	<b>Max SAR Z-axis Location:</b>	-132.80 mm
<b>Antenna Configuration:</b>	Integral	<b>Max E Field:</b>	22.89 V/m
<b>Test Frequency:</b>	836.6MHz	<b>SAR 1g:</b>	0.453 W/kg
<b>Air Factors:</b>	2685 / 2277 / 2238	<b>SAR 10g:</b>	
<b>Conversion Factors:</b>	.360 / .360 / .360	<b>SAR Start:</b>	0.209 W/kg
<b>Type of Modulation:</b>		<b>SAR End:</b>	0.215 W/kg
<b>Modn. Duty Cycle:</b>		<b>SAR Drift during Scan:</b>	2.77 %
<b>Diode Compression Factors (V*200):</b>	20 / 20 / 20	<b>Probe battery last changed:</b>	12/06/07
<b>Input Power Level:</b>	PCL 5	<b>Extrapolation:</b>	poly4



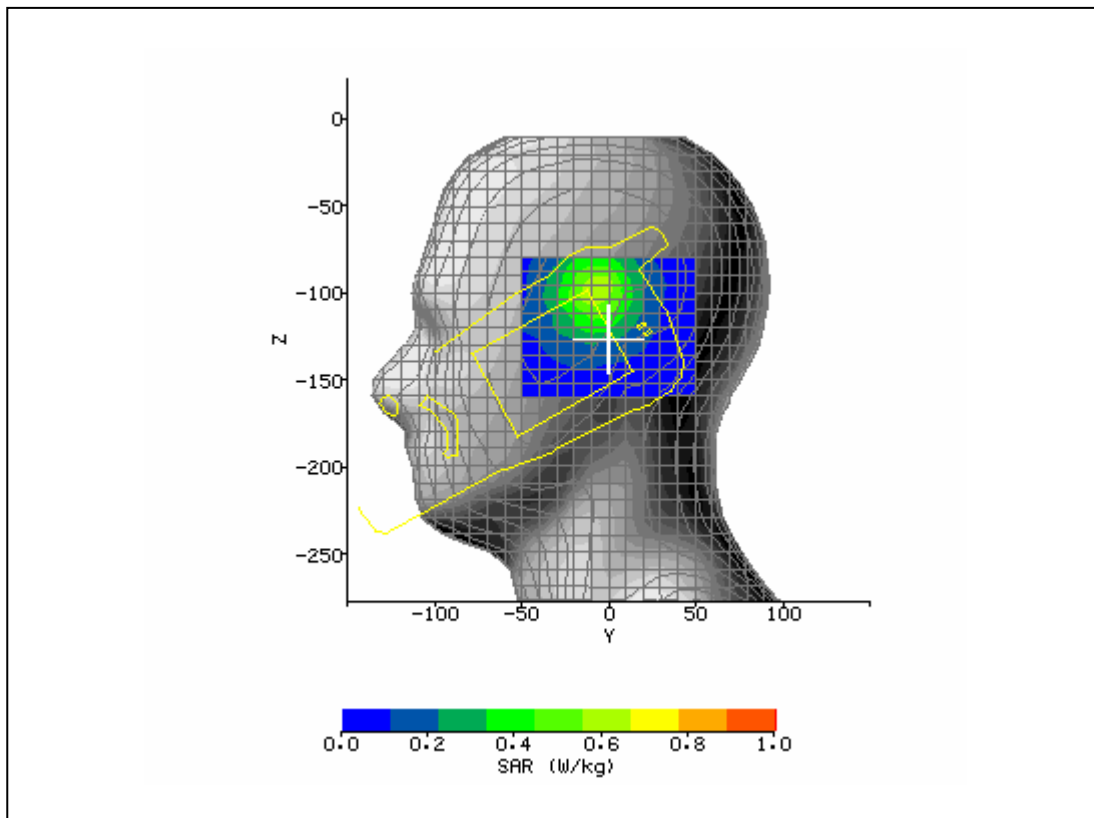
<b>System / software:</b>	SARA2 / 2.40 VPM	<b>Input Power Drift:</b>	
<b>Date / Time:</b>	12/6/2007 10:59:45 AM	<b>DUT Battery Model/No:</b>	
<b>Filename:</b>	Right_Tilt_190_3d.txt	<b>Probe Serial Number:</b>	M0024
<b>Ambient Temperature:</b>	20.8°C	<b>Liquid Simulant:</b>	850
<b>Device Under Test:</b>	7527C Handheld Computer	<b>Relative Permittivity:</b>	41.56
<b>Relative Humidity:</b>	46.0%	<b>Conductivity:</b>	0.922
<b>Phantom S/No:</b>	Head04_37.csv	<b>Liquid Temperature:</b>	20.7°C
<b>Phantom Rotation:</b>	0°	<b>Max SAR Y-axis Location:</b>	1.00 mm
<b>DUT Position:</b>	Left Tilt	<b>Max SAR Z-axis Location:</b>	-94.40 mm
<b>Antenna Configuration:</b>	Integral	<b>Max E Field:</b>	33.87 V/m
<b>Test Frequency:</b>	836.6MHz	<b>SAR 1g:</b>	0.948 W/kg
<b>Air Factors:</b>	2685 / 2277 / 2238	<b>SAR 10g:</b>	
<b>Conversion Factors:</b>	.360 / .360 / .360	<b>SAR Start:</b>	0.412 W/kg
<b>Type of Modulation:</b>		<b>SAR End:</b>	0.417 W/kg
<b>Modn. Duty Cycle:</b>		<b>SAR Drift during Scan:</b>	1.31 %
<b>Diode Compression Factors (V*200):</b>	20 / 20 / 20	<b>Probe battery last changed:</b>	12/06/07
<b>Input Power Level:</b>	PCL 5	<b>Extrapolation:</b>	poly4



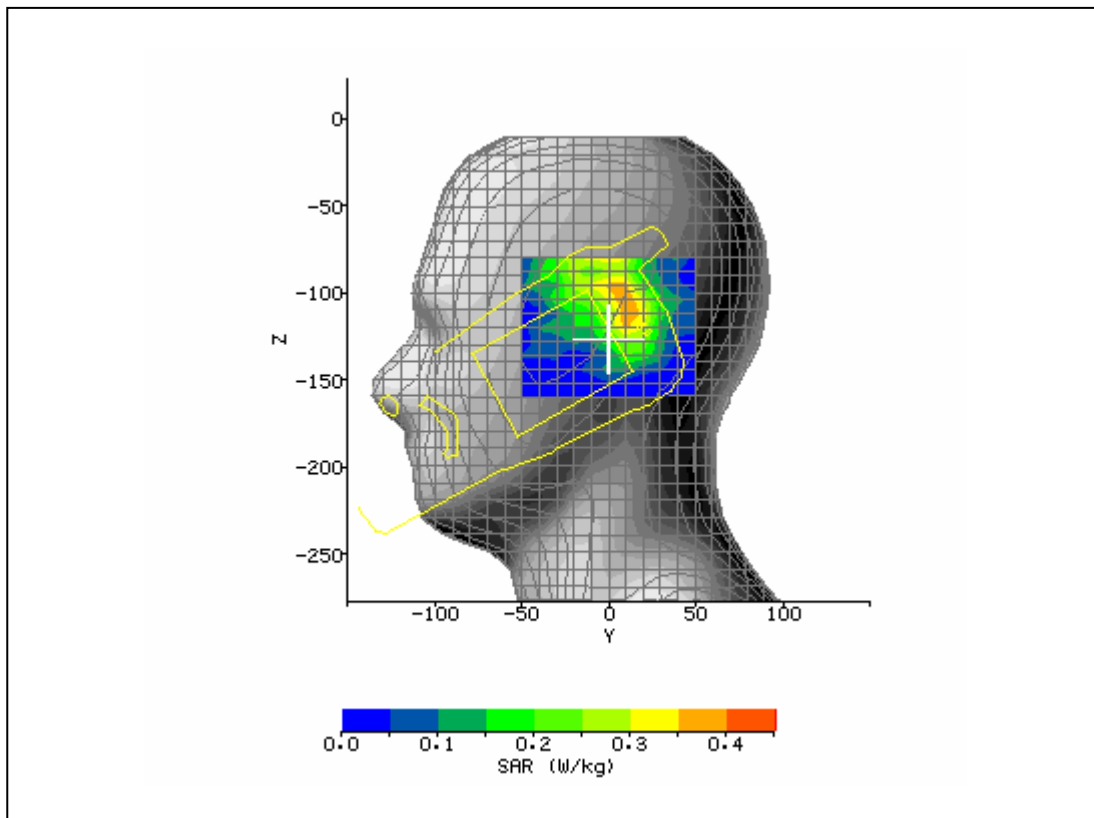
<b>System / software:</b>	SARA2 / 2.40 VPM	<b>Input Power Drift:</b>	
<b>Date / Time:</b>	1/31/2008 2:12:36 PM	<b>DUT Battery Model/No:</b>	
<b>Filename:</b>	Left_Tilt_128_3d.txt	<b>Probe Serial Number:</b>	M0024
<b>Ambient Temperature:</b>	21.2°C	<b>Liquid Simulant:</b>	850
<b>Device Under Test:</b>	Psion 7527C	<b>Relative Permittivity:</b>	41.59
<b>Relative Humidity:</b>	41.5%	<b>Conductivity:</b>	0.906
<b>Phantom S/No:</b>	Head04_37.csv	<b>Liquid Temperature:</b>	21.1°C
<b>Phantom Rotation:</b>	0°	<b>Max SAR Y-axis Location:</b>	-7.00 mm
<b>DUT Position:</b>	Left Tilt	<b>Max SAR Z-axis Location:</b>	-100.80 mm
<b>Antenna Configuration:</b>	Integral	<b>Max E Field:</b>	35.67 V/m
<b>Test Frequency:</b>	824.2MHz	<b>SAR 1g:</b>	1.042 W/kg
<b>Air Factors:</b>	2685 / 2277 / 2238	<b>SAR 10g:</b>	
<b>Conversion Factors:</b>	.360 / .360 / .360	<b>SAR Start:</b>	0.523 W/kg
<b>Type of Modulation:</b>		<b>SAR End:</b>	0.525 W/kg
<b>Modn. Duty Cycle:</b>		<b>SAR Drift during Scan:</b>	3.87 %
<b>Diode Compression Factors (V*200):</b>	20 / 20 / 20	<b>Probe battery last changed:</b>	1/31/08
<b>Input Power Level:</b>	PCL 5	<b>Extrapolation:</b>	poly4



<b>System / software:</b>	SARA2 / 2.40 VPM	<b>Input Power Drift:</b>	
<b>Date / Time:</b>	1/31/2008 2:30:07 PM	<b>DUT Battery Model/No:</b>	
<b>Filename:</b>	Left_Tilt_128_3d.txt	<b>Probe Serial Number:</b>	M0024
<b>Ambient Temperature:</b>	21.2°C	<b>Liquid Simulant:</b>	850
<b>Device Under Test:</b>	Psion 7527C	<b>Relative Permittivity:</b>	41.51
<b>Relative Humidity:</b>	41.5%	<b>Conductivity:</b>	0.941
<b>Phantom S/No:</b>	Head04_37.csv	<b>Liquid Temperature:</b>	21.1°C
<b>Phantom Rotation:</b>	0°	<b>Max SAR Y-axis Location:</b>	-7.00 mm
<b>DUT Position:</b>	Left Tilt	<b>Max SAR Z-axis Location:</b>	-99.20 mm
<b>Antenna Configuration:</b>	Integral	<b>Max E Field:</b>	31.35 V/m
<b>Test Frequency:</b>	848.8MHz	<b>SAR 1g:</b>	0.818 W/kg
<b>Air Factors:</b>	2685 / 2277 / 2238	<b>SAR 10g:</b>	
<b>Conversion Factors:</b>	.360 / .360 / .360	<b>SAR Start:</b>	0.346 W/kg
<b>Type of Modulation:</b>		<b>SAR End:</b>	0.329 W/kg
<b>Modn. Duty Cycle:</b>		<b>SAR Drift during Scan:</b>	-4.78 %
<b>Diode Compression Factors (V*200):</b>	20 / 20 / 20	<b>Probe battery last changed:</b>	1/31/08
<b>Input Power Level:</b>	PCL 5	<b>Extrapolation:</b>	poly4

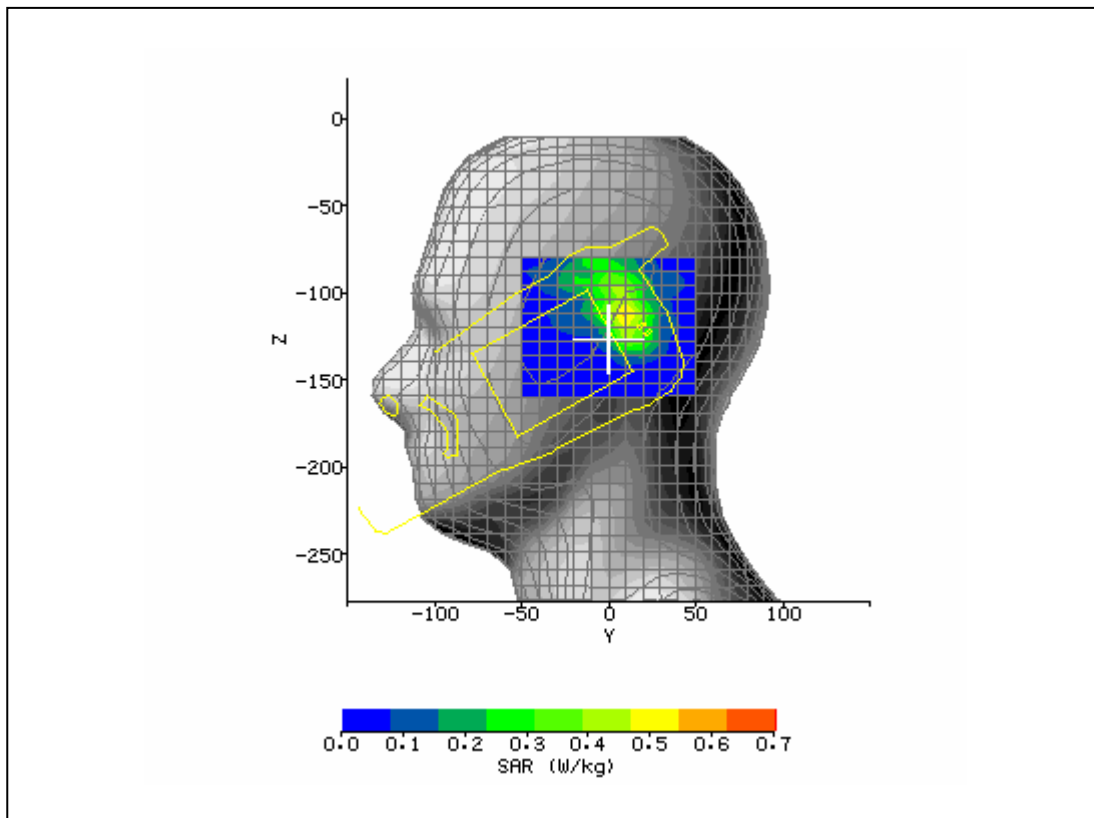


<b>System / software:</b>	SARA2 / 2.40 VPM	<b>Input Power Drift:</b>	
<b>Date / Time:</b>	12/7/2007 8:04:40 AM	<b>DUT Battery Model/No:</b>	
<b>Filename:</b>	Left_Touch_661_3d.txt	<b>Probe Serial Number:</b>	M0024
<b>Ambient Temperature:</b>	20.8°C	<b>Liquid Simulant:</b>	1900
<b>Device Under Test:</b>	7527 Handheld Computer	<b>Relative Permittivity:</b>	40.98
<b>Relative Humidity:</b>	49.3%	<b>Conductivity:</b>	1.39
<b>Phantom S/No:</b>	Head04_37.csv	<b>Liquid Temperature:</b>	20.7°C
<b>Phantom Rotation:</b>	0°	<b>Max SAR Y-axis Location:</b>	10.00 mm
<b>DUT Position:</b>	Left Touch	<b>Max SAR Z-axis Location:</b>	-99.47 mm
<b>Antenna Configuration:</b>	Integral	<b>Max E Field:</b>	17.56 V/m
<b>Test Frequency:</b>	1880MHz	<b>SAR 1g:</b>	0.385 W/kg
<b>Air Factors:</b>	2685 / 2277 / 2238	<b>SAR 10g:</b>	
<b>Conversion Factors:</b>	.501 / .501 / .501	<b>SAR Start:</b>	0.205 W/kg
<b>Type of Modulation:</b>		<b>SAR End:</b>	0.209 W/kg
<b>Modn. Duty Cycle:</b>		<b>SAR Drift during Scan:</b>	1.95 %
<b>Diode Compression Factors (V*200):</b>	20 / 20 / 20	<b>Probe battery last changed:</b>	12/06/07
<b>Input Power Level:</b>	PCL 0	<b>Extrapolation:</b>	poly4

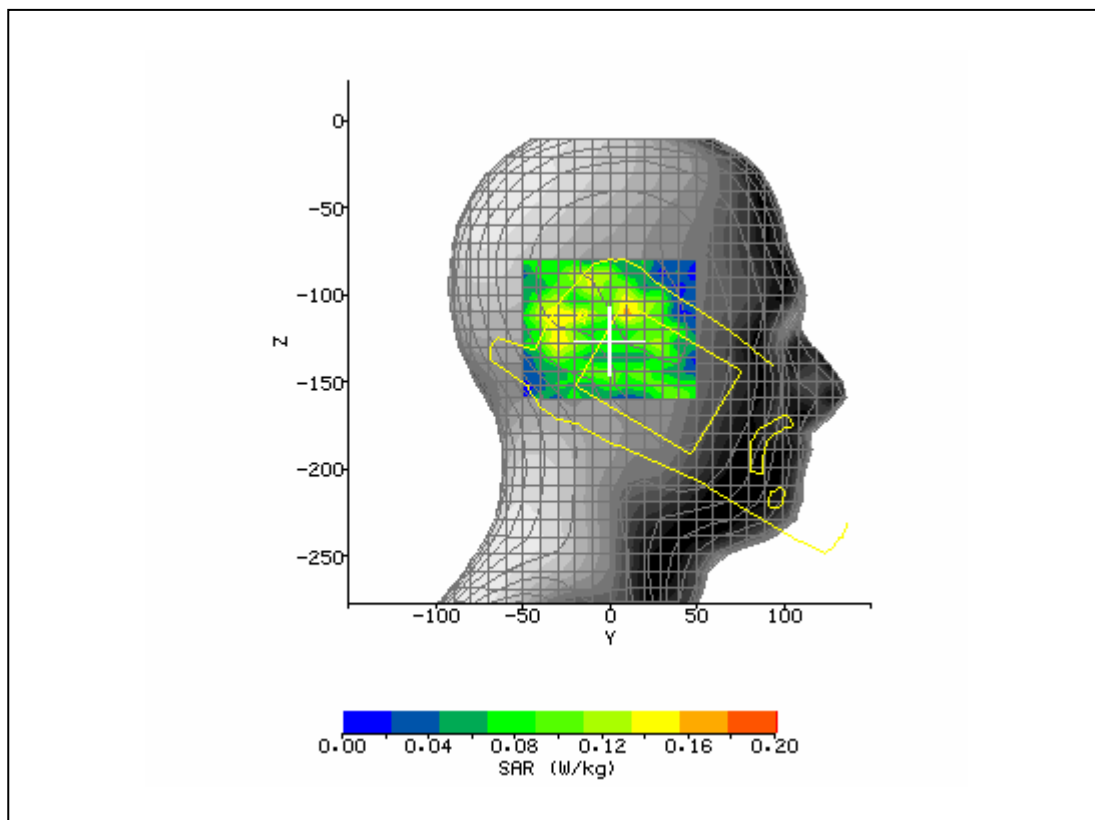




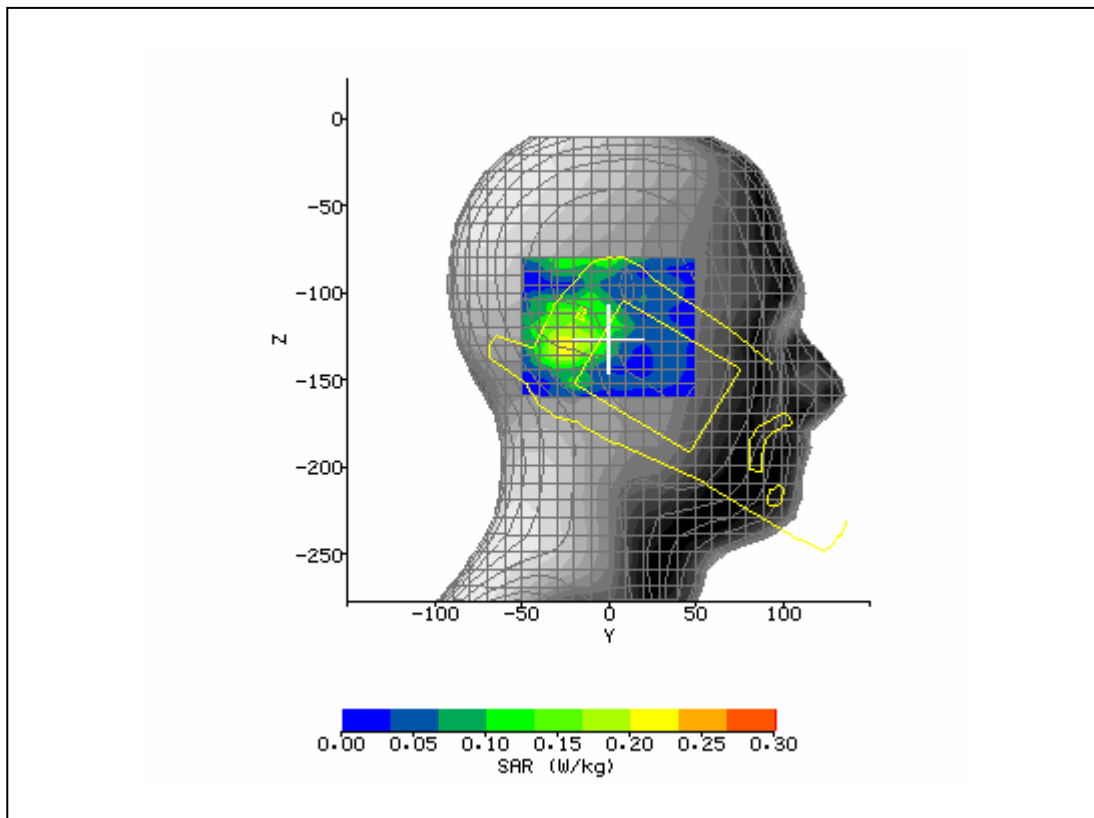
<b>System / software:</b>	SARA2 / 2.40 VPM	<b>Input Power Drift:</b>	
<b>Date / Time:</b>	12/7/2007 8:29:01 AM	<b>DUT Battery Model/No:</b>	
<b>Filename:</b>	Left_Tilt_661_3d.txt	<b>Probe Serial Number:</b>	M0024
<b>Ambient Temperature:</b>	20.8°C	<b>Liquid Simulant:</b>	1900
<b>Device Under Test:</b>	7527 Handheld Computer	<b>Relative Permittivity:</b>	40.98
<b>Relative Humidity:</b>	49.3%	<b>Conductivity:</b>	1.39
<b>Phantom S/No:</b>	Head04_37.csv	<b>Liquid Temperature:</b>	20.7°C
<b>Phantom Rotation:</b>	0°	<b>Max SAR Y-axis Location:</b>	4.67 mm
<b>DUT Position:</b>	Left Tilt	<b>Max SAR Z-axis Location:</b>	-102.13 mm
<b>Antenna Configuration:</b>	Integral	<b>Max E Field:</b>	21.45 V/m
<b>Test Frequency:</b>	1880MHz	<b>SAR 1g:</b>	0.622 W/kg
<b>Air Factors:</b>	2685 / 2277 / 2238	<b>SAR 10g:</b>	
<b>Conversion Factors:</b>	.501 / .501 / .501	<b>SAR Start:</b>	0.249 W/kg
<b>Type of Modulation:</b>		<b>SAR End:</b>	0.254 W/kg
<b>Modn. Duty Cycle:</b>		<b>SAR Drift during Scan:</b>	2.07 %
<b>Diode Compression Factors (V*200):</b>	20 / 20 / 20	<b>Probe battery last changed:</b>	12/06/07
<b>Input Power Level:</b>	PCL 0	<b>Extrapolation:</b>	poly4



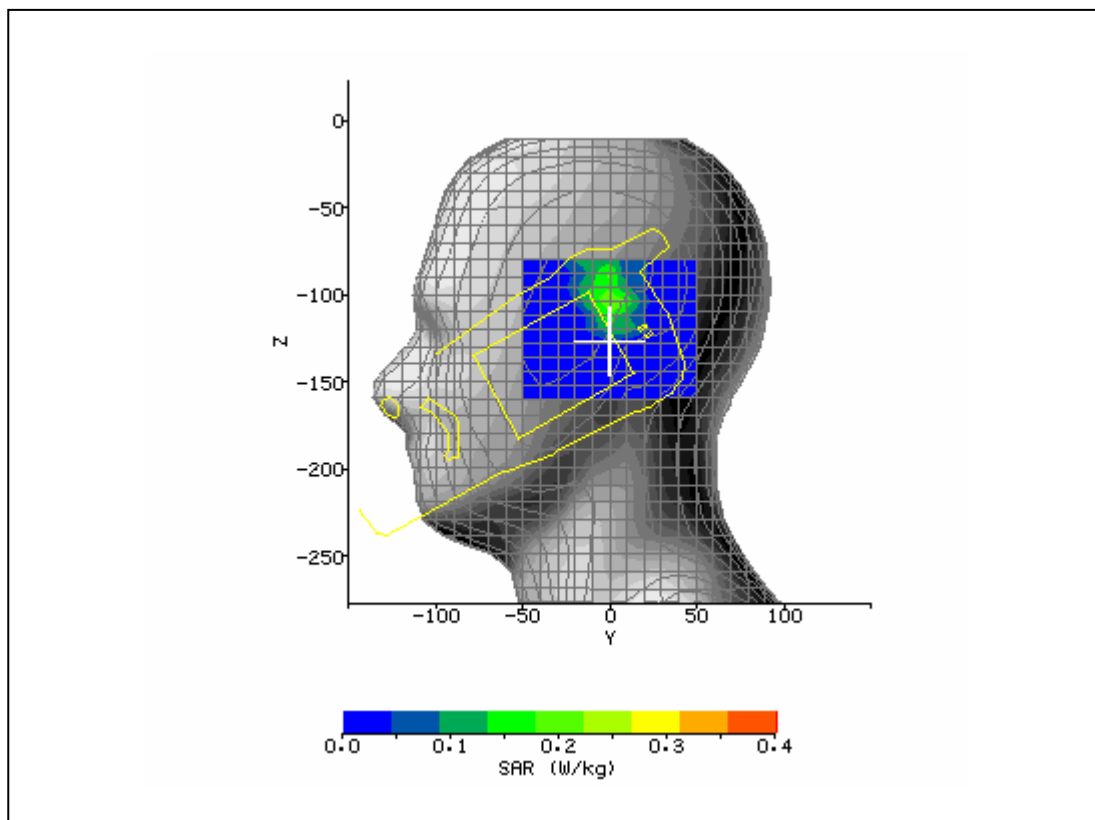
<b>System / software:</b>	SARA2 / 2.40 VPM	<b>Input Power Drift:</b>	
<b>Date / Time:</b>	12/7/2007 8:51:11 AM	<b>DUT Battery Model/No:</b>	
<b>Filename:</b>	Left_Tilt_661_3d.txt	<b>Probe Serial Number:</b>	M0024
<b>Ambient Temperature:</b>	20.8°C	<b>Liquid Simulant:</b>	1900
<b>Device Under Test:</b>	7527 Handheld Computer	<b>Relative Permittivity:</b>	40.98
<b>Relative Humidity:</b>	49.3%	<b>Conductivity:</b>	1.39
<b>Phantom S/No:</b>	Head04_37.csv	<b>Liquid Temperature:</b>	20.7°C
<b>Phantom Rotation:</b>	180°	<b>Max SAR Y-axis Location:</b>	-29.00 mm
<b>DUT Position:</b>	Right Touch	<b>Max SAR Z-axis Location:</b>	-114.40 mm
<b>Antenna Configuration:</b>	Integral	<b>Max E Field:</b>	11.97 V/m
<b>Test Frequency:</b>	1880MHz	<b>SAR 1g:</b>	0.218 W/kg
<b>Air Factors:</b>	2685 / 2277 / 2238	<b>SAR 10g:</b>	
<b>Conversion Factors:</b>	.501 / .501 / .501	<b>SAR Start:</b>	0.095 W/kg
<b>Type of Modulation:</b>		<b>SAR End:</b>	0.097 W/kg
<b>Modn. Duty Cycle:</b>		<b>SAR Drift during Scan:</b>	2.13 %
<b>Diode Compression Factors (V*200):</b>	20 / 20 / 20	<b>Probe battery last changed:</b>	12/06/07
<b>Input Power Level:</b>	PCL 0	<b>Extrapolation:</b>	poly4



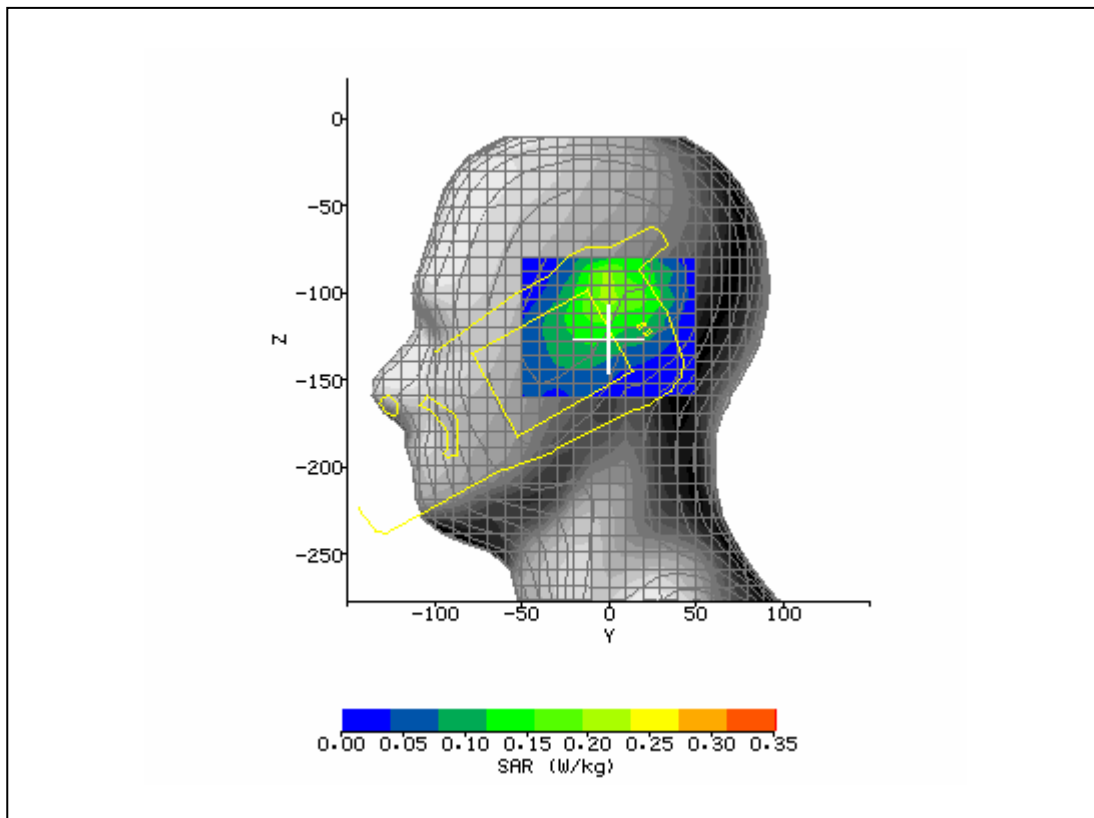
<b>System / software:</b>	SARA2 / 2.40 VPM	<b>Input Power Drift:</b>	
<b>Date / Time:</b>	12/7/2007 9:07:33 AM	<b>DUT Battery Model/No:</b>	
<b>Filename:</b>	Right_Touch_661_3d.txt	<b>Probe Serial Number:</b>	M0024
<b>Ambient Temperature:</b>	20.8°C	<b>Liquid Simulant:</b>	1900
<b>Device Under Test:</b>	7527 Handheld Computer	<b>Relative Permittivity:</b>	40.98
<b>Relative Humidity:</b>	49.3%	<b>Conductivity:</b>	1.39
<b>Phantom S/No:</b>	Head04_37.csv	<b>Liquid Temperature:</b>	20.7°C
<b>Phantom Rotation:</b>	180°	<b>Max SAR Y-axis Location:</b>	-24.00 mm
<b>DUT Position:</b>	Right Tilt	<b>Max SAR Z-axis Location:</b>	-130.40 mm
<b>Antenna Configuration:</b>	Integral	<b>Max E Field:</b>	14.11 V/m
<b>Test Frequency:</b>	1880MHz	<b>SAR 1g:</b>	0.241 W/kg
<b>Air Factors:</b>	2685 / 2277 / 2238	<b>SAR 10g:</b>	
<b>Conversion Factors:</b>	.501 / .501 / .501	<b>SAR Start:</b>	0.101 W/kg
<b>Type of Modulation:</b>		<b>SAR End:</b>	0.104 W/kg
<b>Modn. Duty Cycle:</b>		<b>SAR Drift during Scan:</b>	2.97 %
<b>Diode Compression Factors (V*200):</b>	20 / 20 / 20	<b>Probe battery last changed:</b>	12/06/07
<b>Input Power Level:</b>	PCL 0	<b>Extrapolation:</b>	poly4



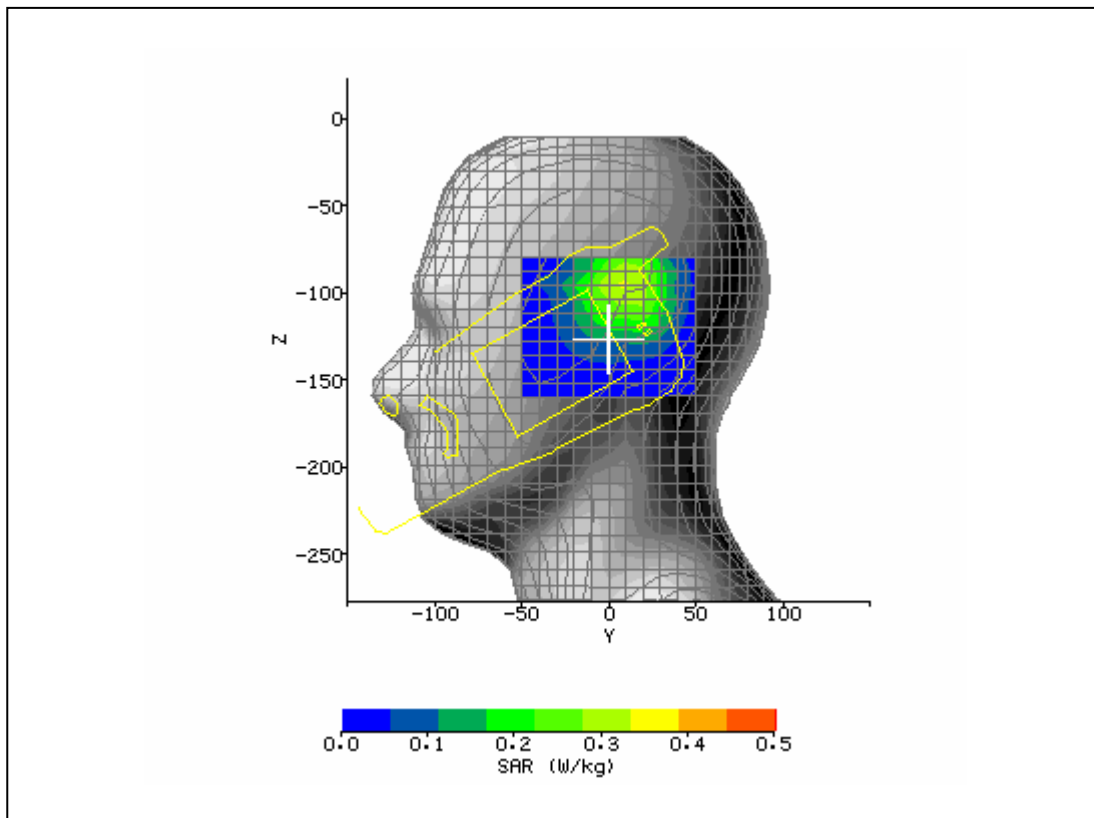
<b>System / software:</b>	SARA2 / 2.40 VPM	<b>Input Power Drift:</b>	
<b>Date / Time:</b>	12/7/2007 9:39:41 AM	<b>DUT Battery Model/No:</b>	
<b>Filename:</b>	Right_Tilt_661_3d.txt	<b>Probe Serial Number:</b>	M0024
<b>Ambient Temperature:</b>	20.8°C	<b>Liquid Simulant:</b>	1900
<b>Device Under Test:</b>	7527C Handheld Computer	<b>Relative Permittivity:</b>	40.98
<b>Relative Humidity:</b>	49.3%	<b>Conductivity:</b>	1.39
<b>Phantom S/No:</b>	Head04_37.csv	<b>Liquid Temperature:</b>	20.7°C
<b>Phantom Rotation:</b>	0°	<b>Max SAR Y-axis Location:</b>	1.00 mm
<b>DUT Position:</b>	Left Tilt	<b>Max SAR Z-axis Location:</b>	-103.20 mm
<b>Antenna Configuration:</b>	Integral	<b>Max E Field:</b>	16.08 V/m
<b>Test Frequency:</b>	1880MHz	<b>SAR 1g:</b>	0.293 W/kg
<b>Air Factors:</b>	2685 / 2277 / 2238	<b>SAR 10g:</b>	
<b>Conversion Factors:</b>	.501 / .501 / .501	<b>SAR Start:</b>	0.068 W/kg
<b>Type of Modulation:</b>		<b>SAR End:</b>	0.069 W/kg
<b>Modn. Duty Cycle:</b>		<b>SAR Drift during Scan:</b>	1.47 %
<b>Diode Compression Factors (V*200):</b>	20 / 20 / 20	<b>Probe battery last changed:</b>	12/06/07
<b>Input Power Level:</b>	PCL 0	<b>Extrapolation:</b>	poly4



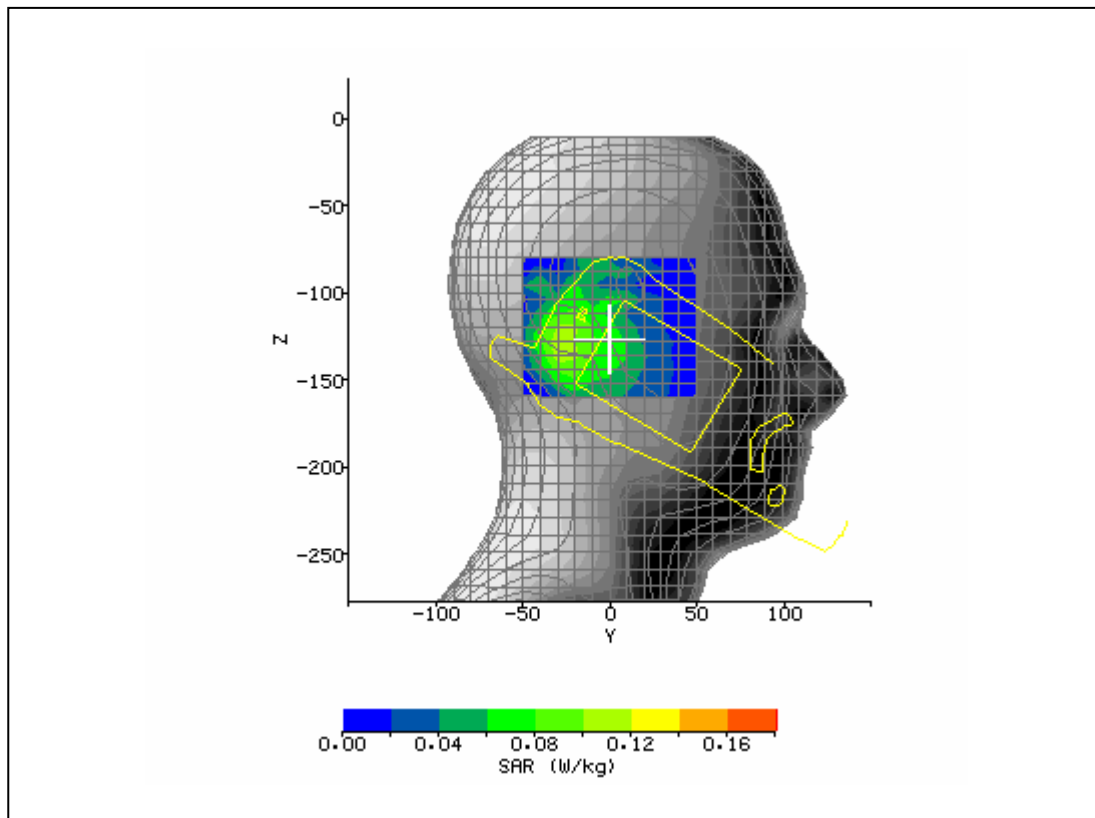
<b>System / software:</b>	SARA2 / 2.40 VPM	<b>Input Power Drift:</b>	
<b>Date / Time:</b>	12/6/2007 11:36:31 AM	<b>DUT Battery Model/No:</b>	
<b>Filename:</b>	Left_Tilt_7427C_190_3 d.txt	<b>Probe Serial Number:</b>	M0024
<b>Ambient Temperature:</b>	22.3°C	<b>Liquid Simulant:</b>	850
<b>Device Under Test:</b>	7527S Handheld Computer	<b>Relative Permittivity:</b>	41.56
<b>Relative Humidity:</b>	45.3%	<b>Conductivity:</b>	0.922
<b>Phantom S/No:</b>	Head04_37.csv	<b>Liquid Temperature:</b>	22.2°C
<b>Phantom Rotation:</b>	0°	<b>Max SAR Y-axis Location:</b>	0.00 mm
<b>DUT Position:</b>	Left Touch	<b>Max SAR Z-axis Location:</b>	-100.00 mm
<b>Antenna Configuration:</b>	Integral	<b>Max E Field:</b>	19.19 V/m
<b>Test Frequency:</b>	835MHz	<b>SAR 1g:</b>	0.306 W/kg
<b>Air Factors:</b>	2685 / 2277 / 2238	<b>SAR 10g:</b>	
<b>Conversion Factors:</b>	.360 / .360 / .360	<b>SAR Start:</b>	0.139 W/kg
<b>Type of Modulation:</b>		<b>SAR End:</b>	0.142 W/kg
<b>Modn. Duty Cycle:</b>		<b>SAR Drift during Scan:</b>	2.16 %
<b>Diode Compression Factors (V*200):</b>	20 / 20 / 20	<b>Probe battery last changed:</b>	12/06/07
<b>Input Power Level:</b>	TPC bits all 1's	<b>Extrapolation:</b>	poly4



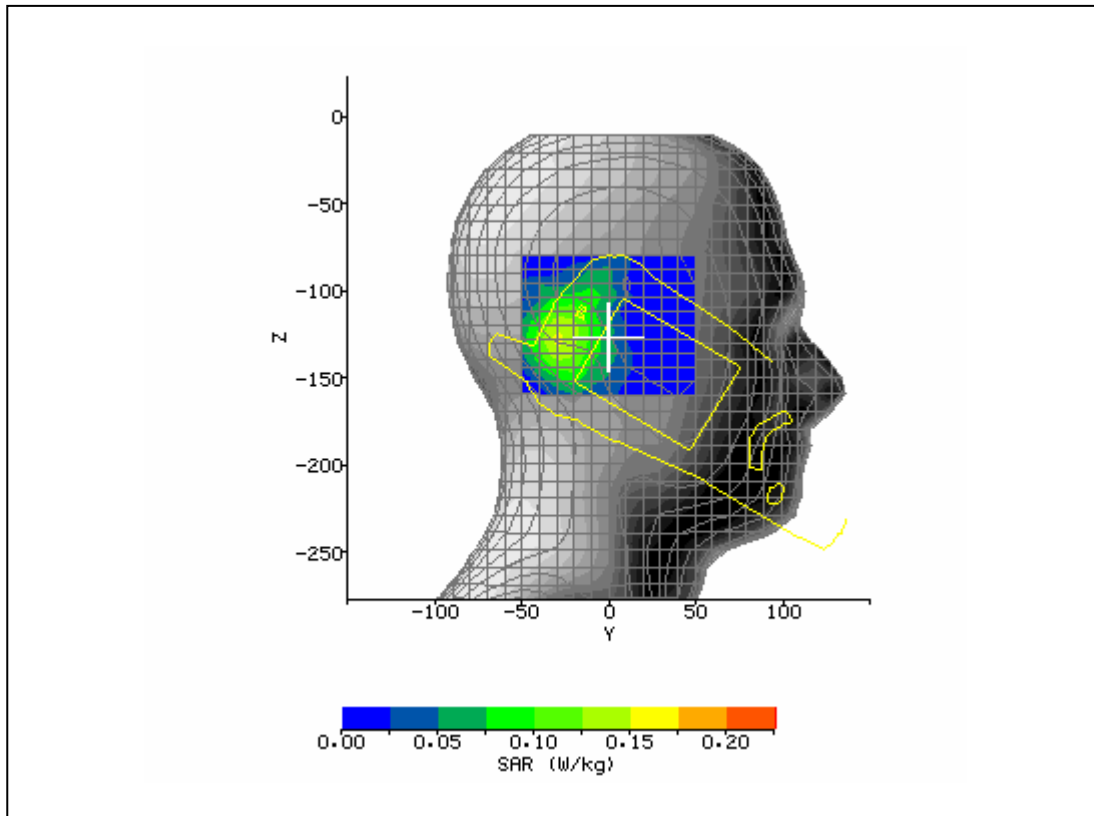
<b>System / software:</b>	SARA2 / 2.40 VPM	<b>Input Power Drift:</b>	
<b>Date / Time:</b>	12/6/2007 11:55:12 AM	<b>DUT Battery Model/No:</b>	
<b>Filename:</b>	Left_Touch_4175_3d.txt	<b>Probe Serial Number:</b>	M0024
<b>Ambient Temperature:</b>	22.3°C	<b>Liquid Simulant:</b>	850
<b>Device Under Test:</b>	7527S Handheld Computer	<b>Relative Permittivity:</b>	41.56
<b>Relative Humidity:</b>	45.3%	<b>Conductivity:</b>	0.922
<b>Phantom S/No:</b>	Head04_37.csv	<b>Liquid Temperature:</b>	22.2°C
<b>Phantom Rotation:</b>	0°	<b>Max SAR Y-axis Location:</b>	9.00 mm
<b>DUT Position:</b>	Left Tilt	<b>Max SAR Z-axis Location:</b>	-95.20 mm
<b>Antenna Configuration:</b>	Integral	<b>Max E Field:</b>	22.66 V/m
<b>Test Frequency:</b>	835MHz	<b>SAR 1g:</b>	0.431 W/kg
<b>Air Factors:</b>	2685 / 2277 / 2238	<b>SAR 10g:</b>	
<b>Conversion Factors:</b>	.360 / .360 / .360	<b>SAR Start:</b>	0.209 W/kg
<b>Type of Modulation:</b>		<b>SAR End:</b>	0.213 W/kg
<b>Modn. Duty Cycle:</b>		<b>SAR Drift during Scan:</b>	1.91 %
<b>Diode Compression Factors (V*200):</b>	20 / 20 / 20	<b>Probe battery last changed:</b>	12/06/07
<b>Input Power Level:</b>	TPC bits all 1's	<b>Extrapolation:</b>	poly4



<b>System / software:</b>	SARA2 / 2.40 VPM	<b>Input Power Drift:</b>	
<b>Date / Time:</b>	12/6/2007 12:14:13 PM	<b>DUT Battery Model/No:</b>	
<b>Filename:</b>	Left_Tilt_4175_3d.txt	<b>Probe Serial Number:</b>	M0024
<b>Ambient Temperature:</b>	22.3°C	<b>Liquid Simulant:</b>	850
<b>Device Under Test:</b>	7527S Handheld Computer	<b>Relative Permittivity:</b>	41.56
<b>Relative Humidity:</b>	45.3%	<b>Conductivity:</b>	0.922
<b>Phantom S/No:</b>	Head04_37.csv	<b>Liquid Temperature:</b>	22.2°C
<b>Phantom Rotation:</b>	180°	<b>Max SAR Y-axis Location:</b>	-26.00 mm
<b>DUT Position:</b>	Right Touch	<b>Max SAR Z-axis Location:</b>	-131.20 mm
<b>Antenna Configuration:</b>	Integral	<b>Max E Field:</b>	13.57 V/m
<b>Test Frequency:</b>	835MHz	<b>SAR 1g:</b>	0.154 W/kg
<b>Air Factors:</b>	2685 / 2277 / 2238	<b>SAR 10g:</b>	
<b>Conversion Factors:</b>	.360 / .360 / .360	<b>SAR Start:</b>	0.081 W/kg
<b>Type of Modulation:</b>		<b>SAR End:</b>	0.083 W/kg
<b>Modn. Duty Cycle:</b>		<b>SAR Drift during Scan:</b>	2.47 %
<b>Diode Compression Factors (V*200):</b>	20 / 20 / 20	<b>Probe battery last changed:</b>	12/06/07
<b>Input Power Level:</b>	TPC bits all 1's	<b>Extrapolation:</b>	poly4

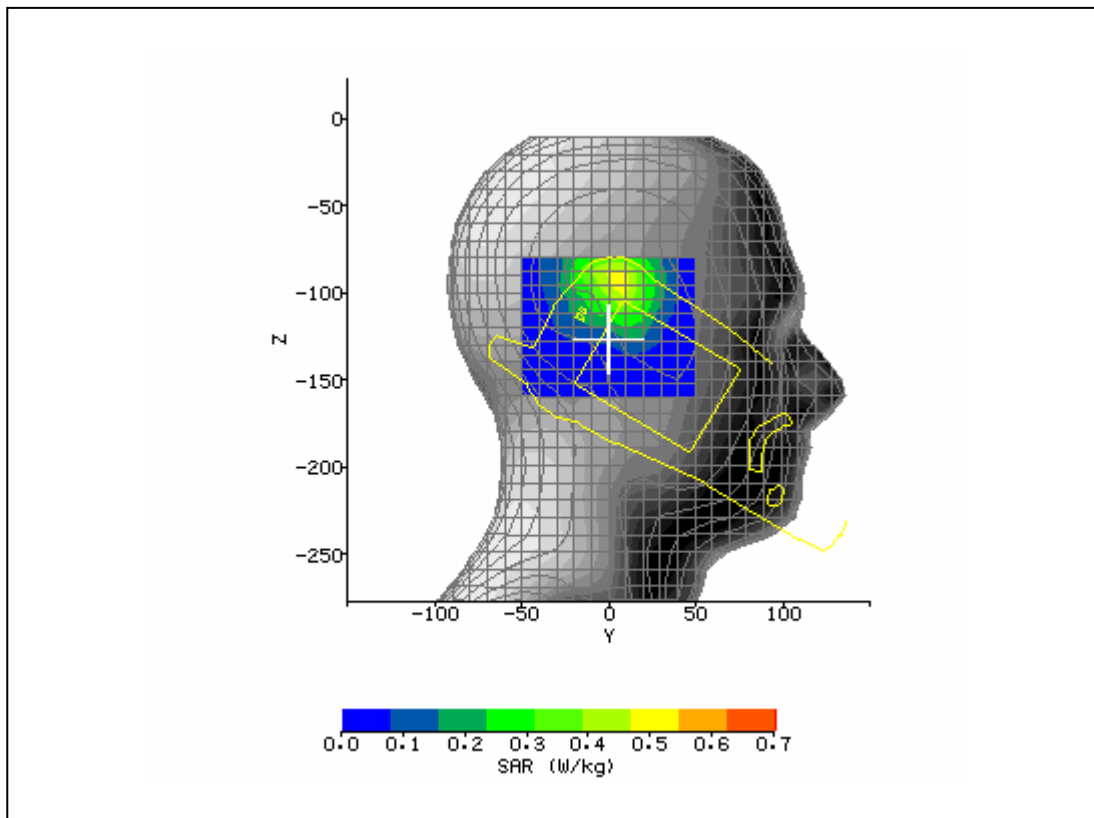


<b>System / software:</b>	SARA2 / 2.40 VPM	<b>Input Power Drift:</b>	
<b>Date / Time:</b>	12/6/2007 12:40:24 PM	<b>DUT Battery Model/No:</b>	
<b>Filename:</b>	Right_Touch_4175_3d.txt	<b>Probe Serial Number:</b>	M0024
<b>Ambient Temperature:</b>	22.3°C	<b>Liquid Simulant:</b>	850
<b>Device Under Test:</b>	7527S Handheld Computer	<b>Relative Permittivity:</b>	41.56
<b>Relative Humidity:</b>	45.3%	<b>Conductivity:</b>	0.922
<b>Phantom S/No:</b>	Head04_37.csv	<b>Liquid Temperature:</b>	22.2°C
<b>Phantom Rotation:</b>	180°	<b>Max SAR Y-axis Location:</b>	-27.00 mm
<b>DUT Position:</b>	Right Tilt	<b>Max SAR Z-axis Location:</b>	-127.20 mm
<b>Antenna Configuration:</b>	Integral	<b>Max E Field:</b>	15.43 V/m
<b>Test Frequency:</b>	835MHz	<b>SAR 1g:</b>	0.199 W/kg
<b>Air Factors:</b>	2685 / 2277 / 2238	<b>SAR 10g:</b>	
<b>Conversion Factors:</b>	.360 / .360 / .360	<b>SAR Start:</b>	0.106 W/kg
<b>Type of Modulation:</b>		<b>SAR End:</b>	0.109 W/kg
<b>Modn. Duty Cycle:</b>		<b>SAR Drift during Scan:</b>	2.83 %
<b>Diode Compression Factors (V*200):</b>	20 / 20 / 20	<b>Probe battery last changed:</b>	12/06/07
<b>Input Power Level:</b>	TPC bits all 1's	<b>Extrapolation:</b>	poly4

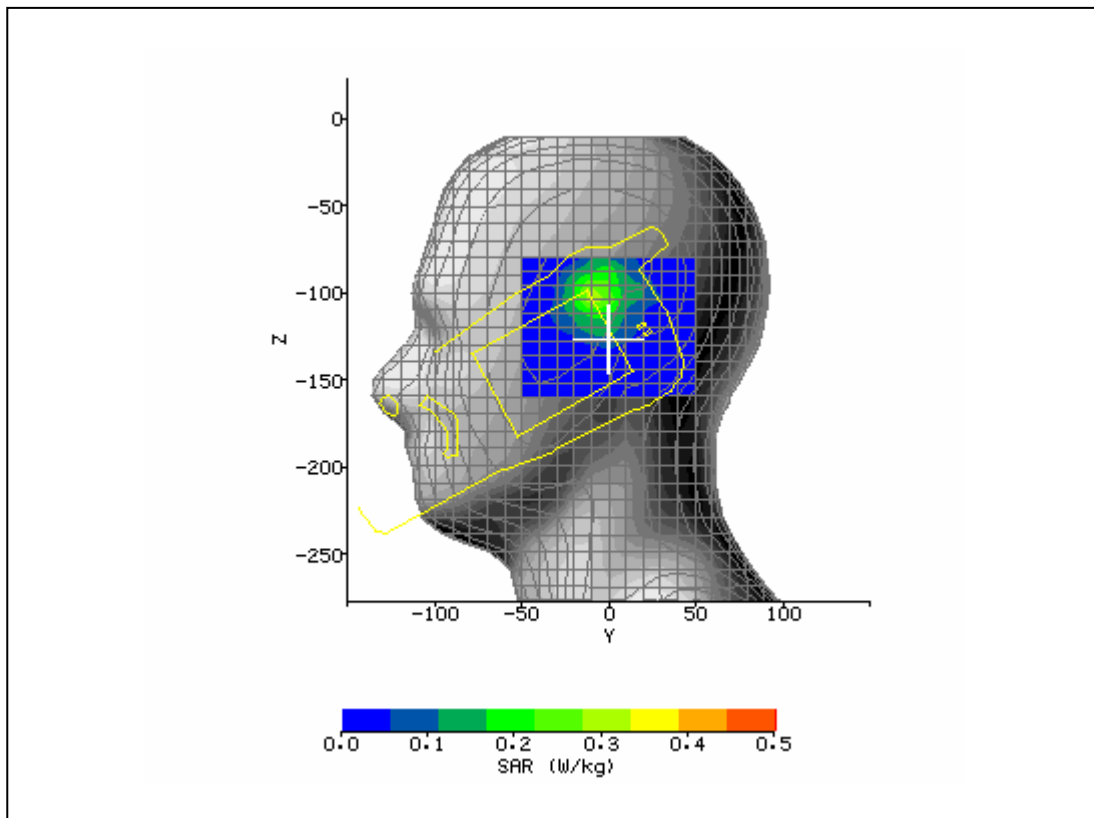




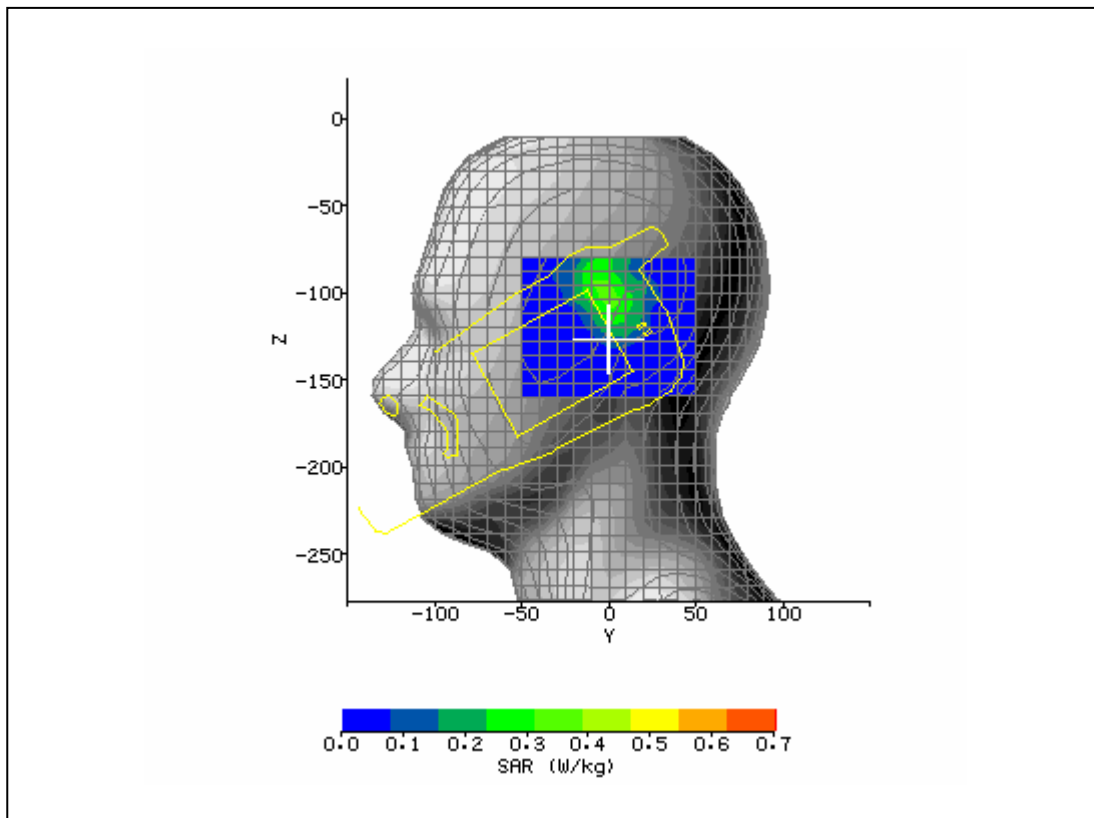
<b>System / software:</b>	SARA2 / 2.40 VPM	<b>Input Power Drift:</b>	
<b>Date / Time:</b>	12/6/2007 1:03:45 PM	<b>DUT Battery Model/No:</b>	
<b>Filename:</b>	Right_Touch_4175_3d.txt	<b>Probe Serial Number:</b>	M0024
<b>Ambient Temperature:</b>	22.3°C	<b>Liquid Simulant:</b>	850
<b>Device Under Test:</b>	7527C Handheld Computer	<b>Relative Permittivity:</b>	41.56
<b>Relative Humidity:</b>	45.3%	<b>Conductivity:</b>	0.922
<b>Phantom S/No:</b>	Head04_37.csv	<b>Liquid Temperature:</b>	22.2°C
<b>Phantom Rotation:</b>	180°	<b>Max SAR Y-axis Location:</b>	6.00 mm
<b>DUT Position:</b>	Left Tilt	<b>Max SAR Z-axis Location:</b>	-93.60 mm
<b>Antenna Configuration:</b>	Integral	<b>Max E Field:</b>	26.18 V/m
<b>Test Frequency:</b>	835MHz	<b>SAR 1g:</b>	0.546 W/kg
<b>Air Factors:</b>	2685 / 2277 / 2238	<b>SAR 10g:</b>	
<b>Conversion Factors:</b>	.360 / .360 / .360	<b>SAR Start:</b>	0.287 W/kg
<b>Type of Modulation:</b>		<b>SAR End:</b>	0.291 W/kg
<b>Modn. Duty Cycle:</b>		<b>SAR Drift during Scan:</b>	1.39 %
<b>Diode Compression Factors (V*200):</b>	20 / 20 / 20	<b>Probe battery last changed:</b>	12/06/07
<b>Input Power Level:</b>	TPC bits all 1's	<b>Extrapolation:</b>	poly4



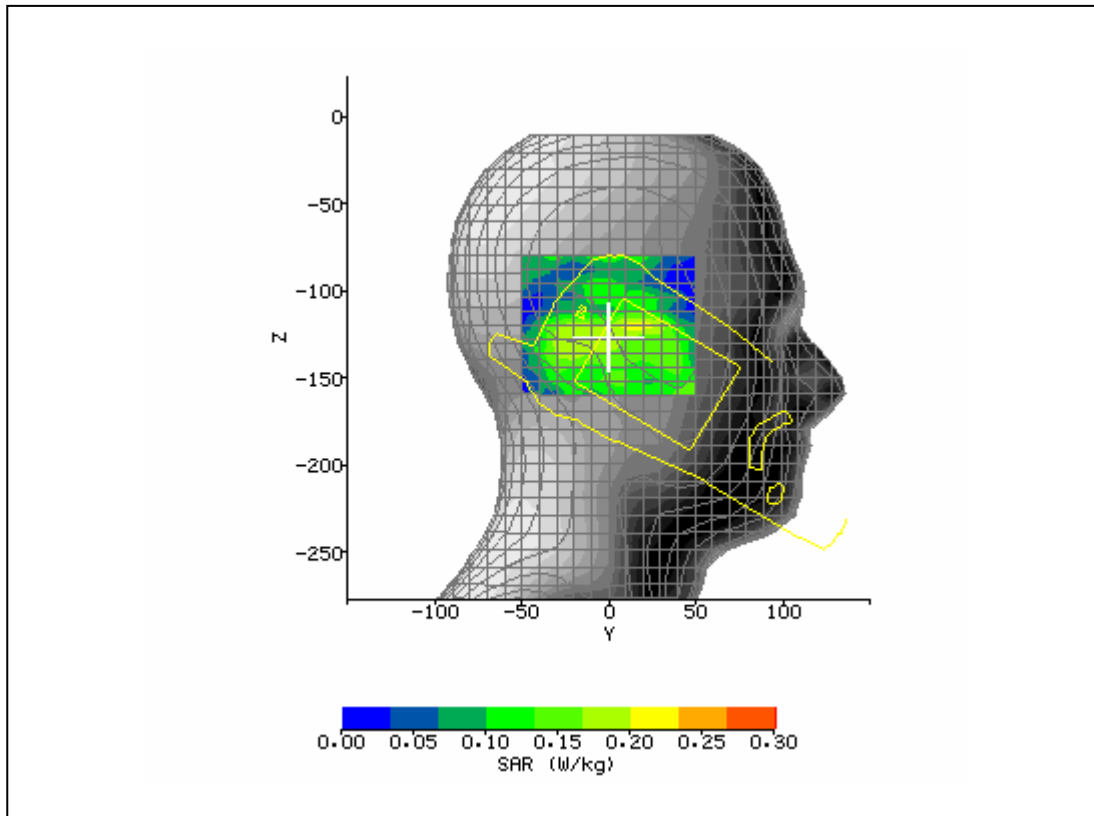
<b>System / software:</b>	SARA2 / 2.40 VPM	<b>Input Power Drift:</b>	
<b>Date / Time:</b>	12/7/2007 10:02:36 AM	<b>DUT Battery Model/No:</b>	
<b>Filename:</b>	Left_Tilt_7527C_661_3 d.txt	<b>Probe Serial Number:</b>	M0024
<b>Ambient Temperature:</b>	20.8°C	<b>Liquid Simulant:</b>	1900
<b>Device Under Test:</b>	7527S Handheld Computer	<b>Relative Permittivity:</b>	40.98
<b>Relative Humidity:</b>	49.3%	<b>Conductivity:</b>	1.39
<b>Phantom S/No:</b>	Head04_37.csv	<b>Liquid Temperature:</b>	20.7°C
<b>Phantom Rotation:</b>	0°	<b>Max SAR Y-axis Location:</b>	-7.00 mm
<b>DUT Position:</b>	Left Touch	<b>Max SAR Z-axis Location:</b>	-101.60 mm
<b>Antenna Configuration:</b>	Integral	<b>Max E Field:</b>	18.07 V/m
<b>Test Frequency:</b>	1880MHz	<b>SAR 1g:</b>	0.371 W/kg
<b>Air Factors:</b>	2685 / 2277 / 2238	<b>SAR 10g:</b>	
<b>Conversion Factors:</b>	.501 / .501 / .501	<b>SAR Start:</b>	0.087 W/kg
<b>Type of Modulation:</b>		<b>SAR End:</b>	0.089 W/kg
<b>Modn. Duty Cycle:</b>		<b>SAR Drift during Scan:</b>	2.31 %
<b>Diode Compression Factors (V*200):</b>	20 / 20 / 20	<b>Probe battery last changed:</b>	12/06/07
<b>Input Power Level:</b>	TPC bits all 1's	<b>Extrapolation:</b>	poly4



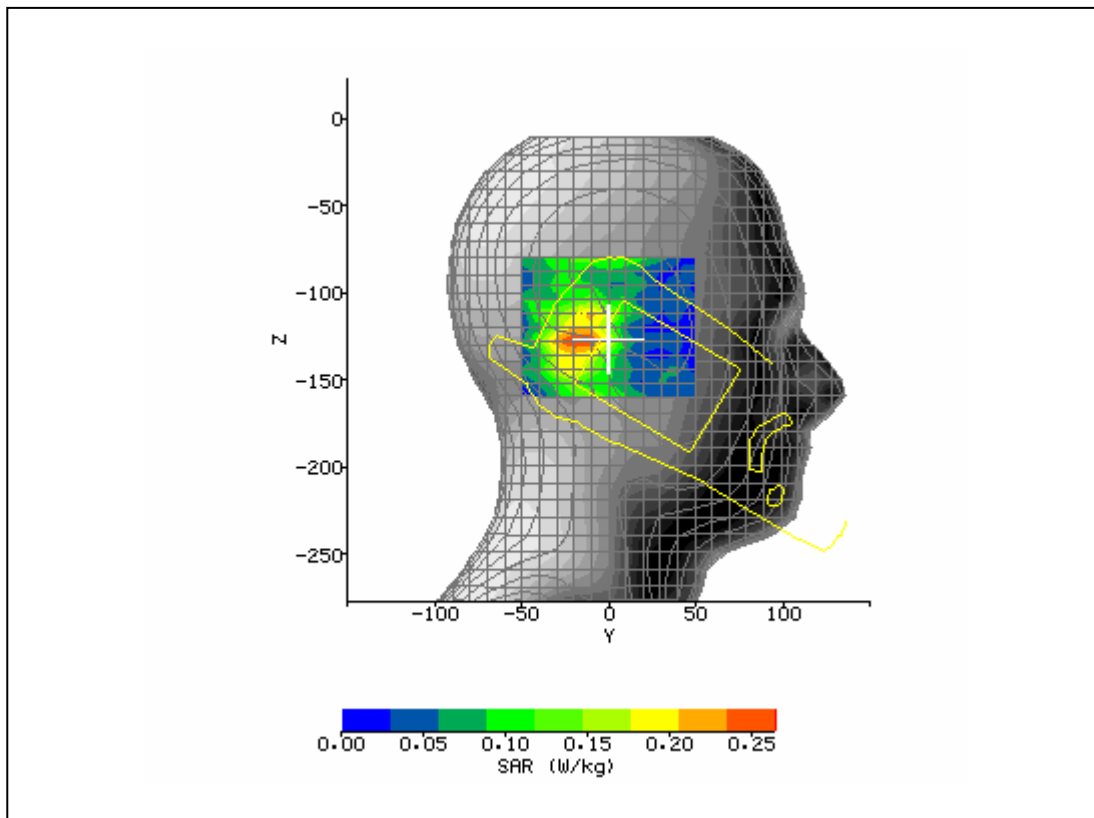
<b>System / software:</b>	SARA2 / 2.40 VPM	<b>Input Power Drift:</b>	
<b>Date / Time:</b>	12/7/2007 10:20:57 AM	<b>DUT Battery Model/No:</b>	
<b>Filename:</b>	Left_Touch_9400_3d.txt	<b>Probe Serial Number:</b>	M0024
<b>Ambient Temperature:</b>	20.8°C	<b>Liquid Simulant:</b>	1900
<b>Device Under Test:</b>	7527S Handheld Computer	<b>Relative Permittivity:</b>	40.98
<b>Relative Humidity:</b>	49.3%	<b>Conductivity:</b>	1.39
<b>Phantom S/No:</b>	Head04_37.csv	<b>Liquid Temperature:</b>	20.7°C
<b>Phantom Rotation:</b>	0°	<b>Max SAR Y-axis Location:</b>	0.00 mm
<b>DUT Position:</b>	Left Tilt	<b>Max SAR Z-axis Location:</b>	-101.60 mm
<b>Antenna Configuration:</b>	Integral	<b>Max E Field:</b>	20.86 V/m
<b>Test Frequency:</b>	1880MHz	<b>SAR 1g:</b>	0.528 W/kg
<b>Air Factors:</b>	2685 / 2277 / 2238	<b>SAR 10g:</b>	
<b>Conversion Factors:</b>	.501 / .501 / .501	<b>SAR Start:</b>	0.144 W/kg
<b>Type of Modulation:</b>		<b>SAR End:</b>	0.138 W/kg
<b>Modn. Duty Cycle:</b>		<b>SAR Drift during Scan:</b>	-4.30 %
<b>Diode Compression Factors (V*200):</b>	20 / 20 / 20	<b>Probe battery last changed:</b>	12/06/07
<b>Input Power Level:</b>	TPC bits all 1's	<b>Extrapolation:</b>	poly4



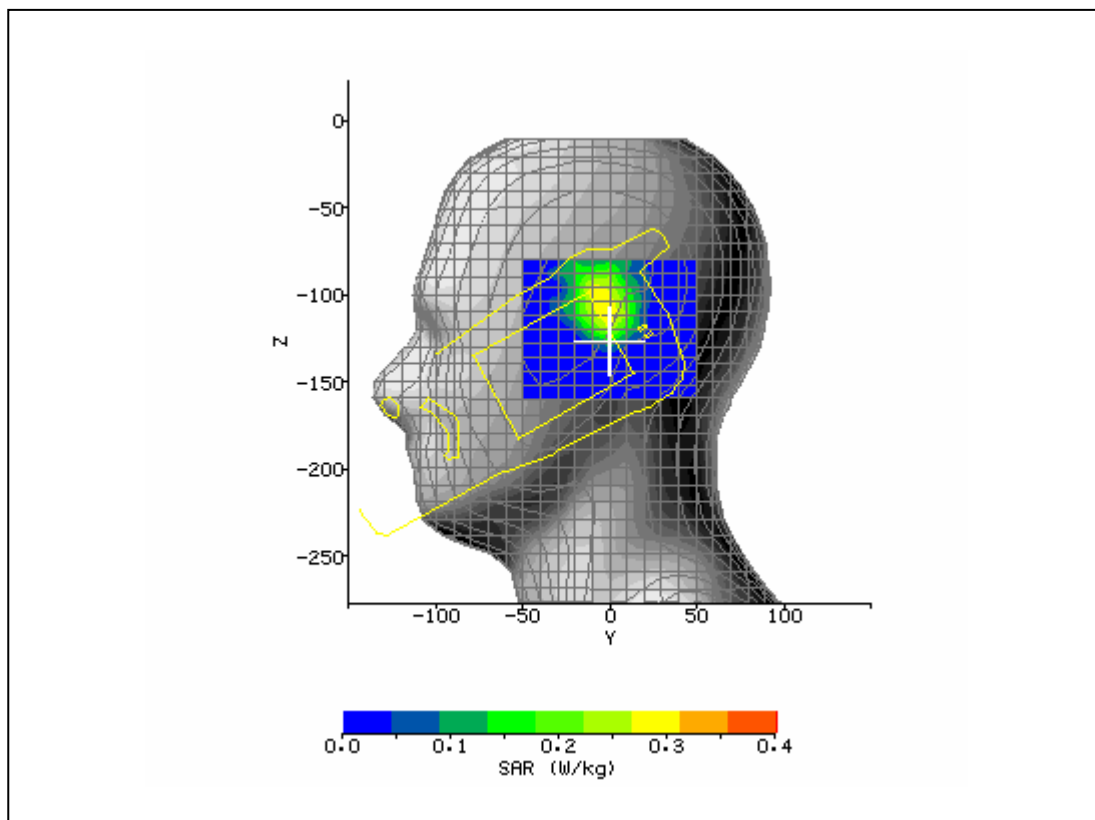
<b>System / software:</b>	SARA2 / 2.40 VPM	<b>Input Power Drift:</b>	
<b>Date / Time:</b>	12/7/2007 10:51:33 AM	<b>DUT Battery Model/No:</b>	
<b>Filename:</b>	Left_Tilt_9400_3d.txt	<b>Probe Serial Number:</b>	M0024
<b>Ambient Temperature:</b>	20.8°C	<b>Liquid Simulant:</b>	1900
<b>Device Under Test:</b>	7527S Handheld Computer	<b>Relative Permittivity:</b>	40.98
<b>Relative Humidity:</b>	49.3%	<b>Conductivity:</b>	1.39
<b>Phantom S/No:</b>	Head04_37.csv	<b>Liquid Temperature:</b>	20.7°C
<b>Phantom Rotation:</b>	180°	<b>Max SAR Y-axis Location:</b>	-20.00 mm
<b>DUT Position:</b>	Right Touch	<b>Max SAR Z-axis Location:</b>	-128.80 mm
<b>Antenna Configuration:</b>	Integral	<b>Max E Field:</b>	13.44 V/m
<b>Test Frequency:</b>	1880MHz	<b>SAR 1g:</b>	0.233 W/kg
<b>Air Factors:</b>	2685 / 2277 / 2238	<b>SAR 10g:</b>	
<b>Conversion Factors:</b>	.501 / .501 / .501	<b>SAR Start:</b>	0.110 W/kg
<b>Type of Modulation:</b>		<b>SAR End:</b>	0.105 W/kg
<b>Modn. Duty Cycle:</b>		<b>SAR Drift during Scan:</b>	-4.77 %
<b>Diode Compression Factors (V*200):</b>	20 / 20 / 20	<b>Probe battery last changed:</b>	12/06/07
<b>Input Power Level:</b>	TPC bits all 1's	<b>Extrapolation:</b>	poly4



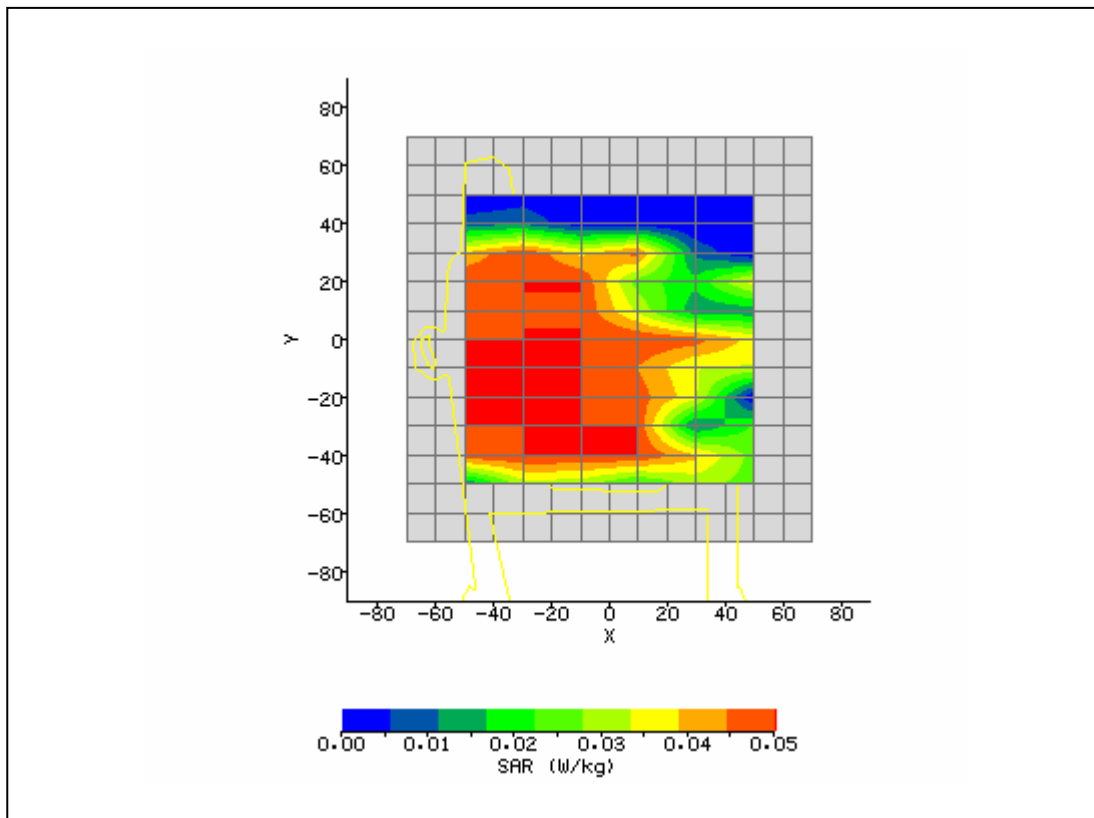
<b>System / software:</b>	SARA2 / 2.40 VPM	<b>Input Power Drift:</b>	
<b>Date / Time:</b>	12/7/2007 11:09:24 AM	<b>DUT Battery Model/No:</b>	
<b>Filename:</b>	Right_Touch_9400_3d.txt	<b>Probe Serial Number:</b>	M0024
<b>Ambient Temperature:</b>	20.8°C	<b>Liquid Simulant:</b>	1900
<b>Device Under Test:</b>	7527S Handheld Computer	<b>Relative Permittivity:</b>	40.98
<b>Relative Humidity:</b>	49.3%	<b>Conductivity:</b>	1.39
<b>Phantom S/No:</b>	Head04_37.csv	<b>Liquid Temperature:</b>	20.7°C
<b>Phantom Rotation:</b>	180°	<b>Max SAR Y-axis Location:</b>	-17.00 mm
<b>DUT Position:</b>	Right Tilt	<b>Max SAR Z-axis Location:</b>	-128.00 mm
<b>Antenna Configuration:</b>	Integral	<b>Max E Field:</b>	17.09 V/m
<b>Test Frequency:</b>	1880MHz	<b>SAR 1g:</b>	0.349 W/kg
<b>Air Factors:</b>	2685 / 2277 / 2238	<b>SAR 10g:</b>	
<b>Conversion Factors:</b>	.501 / .501 / .501	<b>SAR Start:</b>	0.149 W/kg
<b>Type of Modulation:</b>		<b>SAR End:</b>	0.152 W/kg
<b>Modn. Duty Cycle:</b>		<b>SAR Drift during Scan:</b>	2.07 %
<b>Diode Compression Factors (V*200):</b>	20 / 20 / 20	<b>Probe battery last changed:</b>	12/06/07
<b>Input Power Level:</b>	TPC bits all 1's	<b>Extrapolation:</b>	poly4



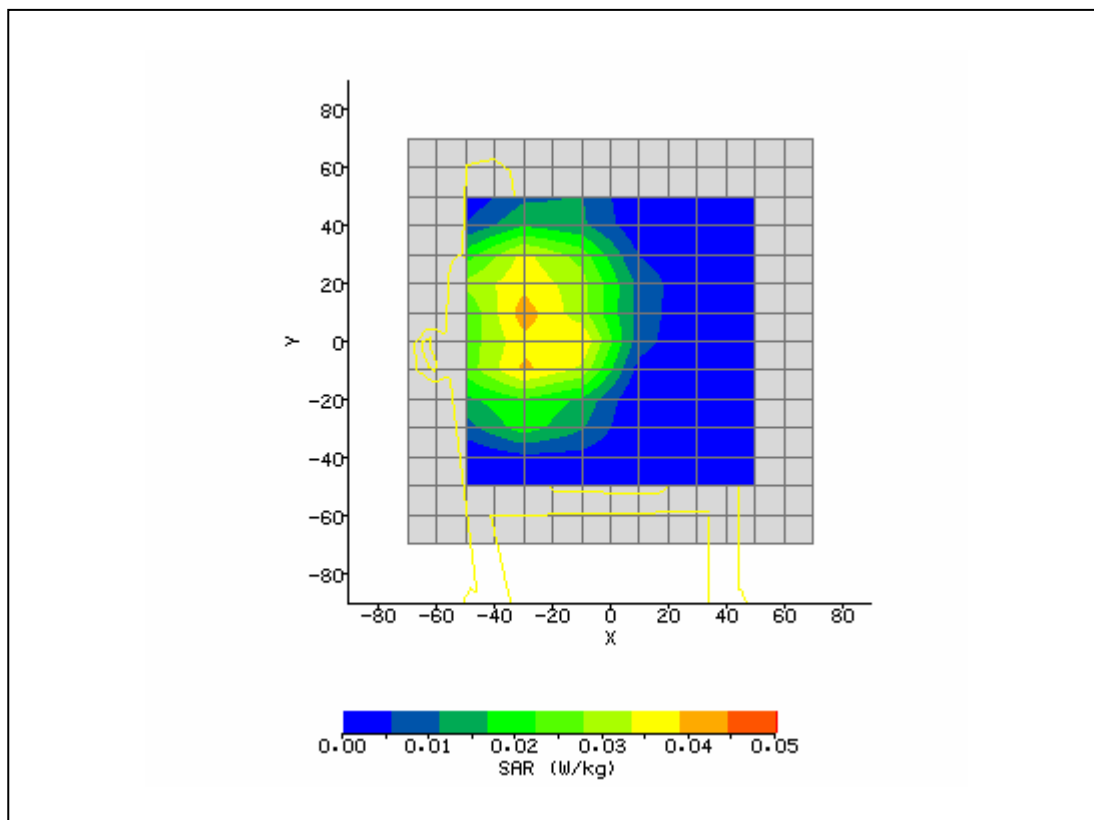
<b>System / software:</b>	SARA2 / 2.40 VPM	<b>Input Power Drift:</b>	
<b>Date / Time:</b>	12/7/2007 11:31:38 AM	<b>DUT Battery Model/No:</b>	
<b>Filename:</b>	Right_Tilt_9400_3d.txt	<b>Probe Serial Number:</b>	M0024
<b>Ambient Temperature:</b>	20.8°C	<b>Liquid Simulant:</b>	1900
<b>Device Under Test:</b>	7527C Handheld Computer	<b>Relative Permittivity:</b>	40.98
<b>Relative Humidity:</b>	49.3%	<b>Conductivity:</b>	1.39
<b>Phantom S/No:</b>	Head04_37.csv	<b>Liquid Temperature:</b>	20.7°C
<b>Phantom Rotation:</b>	0°	<b>Max SAR Y-axis Location:</b>	-2.00 mm
<b>DUT Position:</b>	Left Tilt	<b>Max SAR Z-axis Location:</b>	-108.80 mm
<b>Antenna Configuration:</b>	Integral	<b>Max E Field:</b>	16.91 V/m
<b>Test Frequency:</b>	1880MHz	<b>SAR 1g:</b>	0.366 W/kg
<b>Air Factors:</b>	2685 / 2277 / 2238	<b>SAR 10g:</b>	
<b>Conversion Factors:</b>	.501 / .501 / .501	<b>SAR Start:</b>	0.135 W/kg
<b>Type of Modulation:</b>		<b>SAR End:</b>	0.139 W/kg
<b>Modn. Duty Cycle:</b>		<b>SAR Drift during Scan:</b>	2.96%
<b>Diode Compression Factors (V*200):</b>	20 / 20 / 20	<b>Probe battery last changed:</b>	12/06/07
<b>Input Power Level:</b>	TPC bits all 1's	<b>Extrapolation:</b>	poly4



<b>System / software:</b>	SARA2 / 2.40 VPM	<b>Input Power Drift:</b>	
<b>Date / Time:</b>	12/6/2007 1:41:49 PM	<b>DUT Battery Model/No:</b>	
<b>Filename:</b>	temp.txt	<b>Probe Serial Number:</b>	M0024
<b>Ambient Temperature:</b>	23.0°C	<b>Liquid Simulant:</b>	850
<b>Device Under Test:</b>	7527S Handheld Computer	<b>Relative Permittivity:</b>	55.72
<b>Relative Humidity:</b>	44.8%	<b>Conductivity:</b>	0.986
<b>Phantom S/No:</b>	Head04_37.csv	<b>Liquid Temperature:</b>	22.9°C
<b>Phantom Rotation:</b>	180°	<b>Max SAR X-axis Location:</b>	-24.00 mm
<b>DUT Position:</b>	Touch with clip	<b>Max SAR Y-axis Location:</b>	-2.00 mm
<b>Antenna Configuration:</b>	Integral	<b>Max E Field:</b>	6.87 V/m
<b>Test Frequency:</b>	836.6MHz	<b>SAR 1g:</b>	0.064 W/kg
<b>Air Factors:</b>	2685 / 2277 / 2238	<b>SAR 10g:</b>	
<b>Conversion Factors:</b>	.355 / .355 / .355	<b>SAR Start:</b>	0.008 W/kg
<b>Type of Modulation:</b>		<b>SAR End:</b>	0.008 W/kg
<b>Modn. Duty Cycle:</b>		<b>SAR Drift during Scan:</b>	3.61 %
<b>Diode Compression Factors (V*200):</b>	20 / 20 / 20	<b>Probe battery last changed:</b>	12/06/07
<b>Input Power Level:</b>	Two uplink timeslots	<b>Extrapolation:</b>	poly4

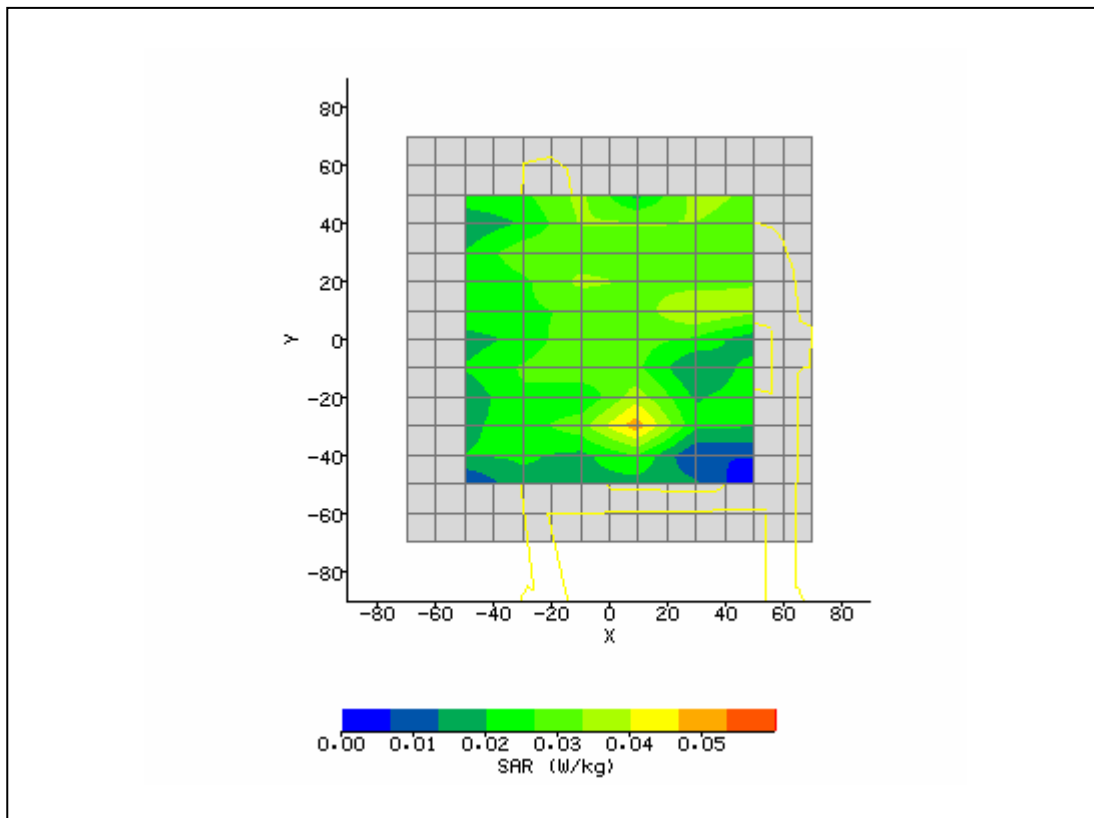


<b>System / software:</b>	SARA2 / 2.40 VPM	<b>Input Power Drift:</b>	
<b>Date / Time:</b>	12/6/2007 2:02:23 PM	<b>DUT Battery Model/No:</b>	
<b>Filename:</b>	Touch_190_3d.txt	<b>Probe Serial Number:</b>	M0024
<b>Ambient Temperature:</b>	23.0°C	<b>Liquid Simulant:</b>	850
<b>Device Under Test:</b>	7527C Handheld Computer	<b>Relative Permittivity:</b>	55.72
<b>Relative Humidity:</b>	44.8%	<b>Conductivity:</b>	0.986
<b>Phantom S/No:</b>	Head04_37.csv	<b>Liquid Temperature:</b>	22.9°C
<b>Phantom Rotation:</b>	180°	<b>Max SAR X-axis Location:</b>	-22.00 mm
<b>DUT Position:</b>	Touch with clip	<b>Max SAR Y-axis Location:</b>	0.00 mm
<b>Antenna Configuration:</b>	Integral	<b>Max E Field:</b>	6.82 V/m
<b>Test Frequency:</b>	836.6MHz	<b>SAR 1g:</b>	0.058 W/kg
<b>Air Factors:</b>	2685 / 2277 / 2238	<b>SAR 10g:</b>	
<b>Conversion Factors:</b>	.355 / .355 / .355	<b>SAR Start:</b>	0.005 W/kg
<b>Type of Modulation:</b>		<b>SAR End:</b>	0.005 W/kg
<b>Modn. Duty Cycle:</b>		<b>SAR Drift during Scan:</b>	4.52 %
<b>Diode Compression Factors (V*200):</b>	20 / 20 / 20	<b>Probe battery last changed:</b>	12/06/07
<b>Input Power Level:</b>	Two uplink timeslots	<b>Extrapolation:</b>	poly4

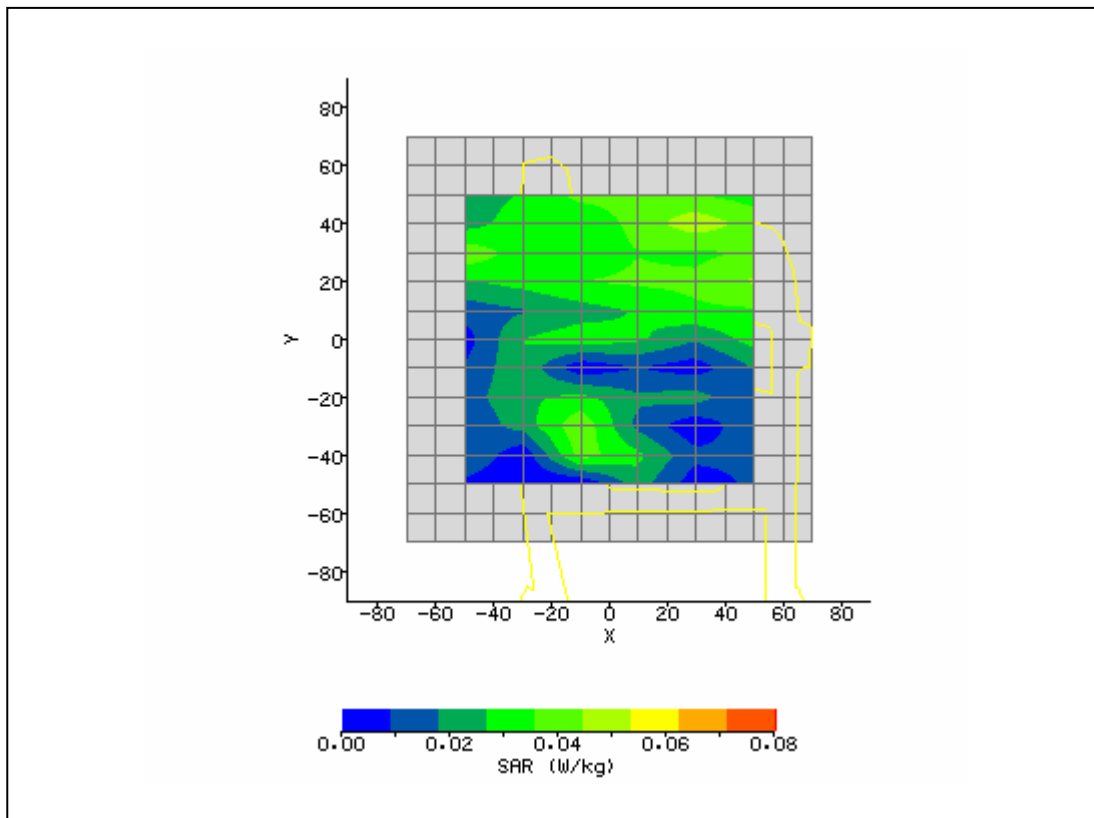




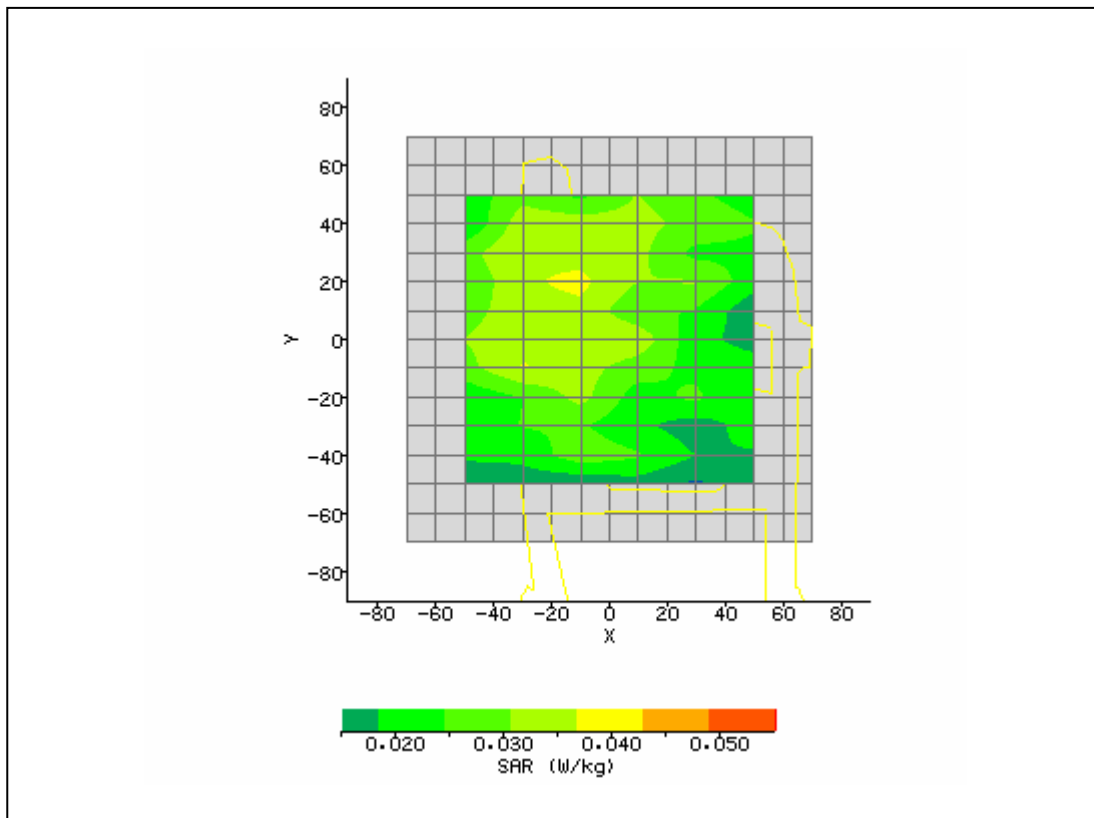
<b>System / software:</b>	SARA2 / 2.40 VPM	<b>Input Power Drift:</b>	
<b>Date / Time:</b>	12/7/2007 12:06:57 PM	<b>DUT Battery Model/No:</b>	
<b>Filename:</b>	temp.txt	<b>Probe Serial Number:</b>	M0024
<b>Ambient Temperature:</b>	20.8°C	<b>Liquid Simulant:</b>	1900
<b>Device Under Test:</b>	7527S Handheld Computer	<b>Relative Permittivity:</b>	52.73
<b>Relative Humidity:</b>	49.3%	<b>Conductivity:</b>	1.57
<b>Phantom S/No:</b>	Head04_37.csv	<b>Liquid Temperature:</b>	20.7°C
<b>Phantom Rotation:</b>	0°	<b>Max SAR X-axis Location:</b>	8.00 mm
<b>DUT Position:</b>	Touch with Clip	<b>Max SAR Y-axis Location:</b>	-28.00 mm
<b>Antenna Configuration:</b>	Integral	<b>Max E Field:</b>	6.07 V/m
<b>Test Frequency:</b>	1880MHz	<b>SAR 1g:</b>	0.072 W/kg
<b>Air Factors:</b>	2685 / 2277 / 2238	<b>SAR 10g:</b>	
<b>Conversion Factors:</b>	.489 / .489 / .489	<b>SAR Start:</b>	0.032 W/kg
<b>Type of Modulation:</b>		<b>SAR End:</b>	0.033 W/kg
<b>Modn. Duty Cycle:</b>		<b>SAR Drift during Scan:</b>	3.18 %
<b>Diode Compression Factors (V*200):</b>	20 / 20 / 20	<b>Probe battery last changed:</b>	12/06/07
<b>Input Power Level:</b>	Two uplink timeslots	<b>Extrapolation:</b>	poly4



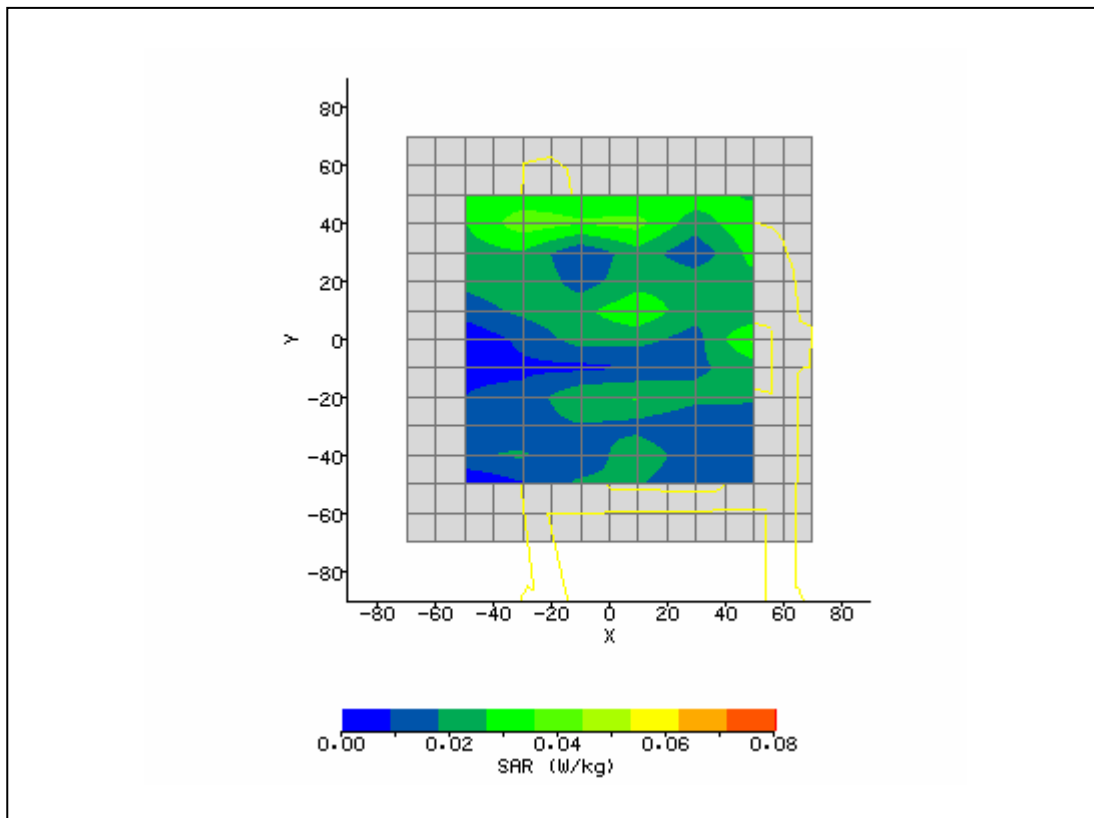
<b>System / software:</b>	SARA2 / 2.40 VPM	<b>Input Power Drift:</b>	
<b>Date / Time:</b>	12/7/2007 1:01:34 PM	<b>DUT Battery Model/No:</b>	
<b>Filename:</b>	Touch_661_EGPRS_3 d.txt	<b>Probe Serial Number:</b>	M0024
<b>Ambient Temperature:</b>	20.8°C	<b>Liquid Simulant:</b>	1900
<b>Device Under Test:</b>	7527C Handheld Computer	<b>Relative Permittivity:</b>	52.73
<b>Relative Humidity:</b>	49.3%	<b>Conductivity:</b>	1.57
<b>Phantom S/No:</b>	Head04_37.csv	<b>Liquid Temperature:</b>	20.7°C
<b>Phantom Rotation:</b>	0°	<b>Max SAR X-axis Location:</b>	30.00 mm
<b>DUT Position:</b>	Touch with Clip	<b>Max SAR Y-axis Location:</b>	21.00 mm
<b>Antenna Configuration:</b>	Integral	<b>Max E Field:</b>	6.72 V/m
<b>Test Frequency:</b>	1880MHz	<b>SAR 1g:</b>	0.057 W/kg
<b>Air Factors:</b>	2685 / 2277 / 2238	<b>SAR 10g:</b>	
<b>Conversion Factors:</b>	.489 / .489 / .489	<b>SAR Start:</b>	0.031 W/kg
<b>Type of Modulation:</b>		<b>SAR End:</b>	0.032 W/kg
<b>Modn. Duty Cycle:</b>		<b>SAR Drift during Scan:</b>	3.42 %
<b>Diode Compression Factors (V*200):</b>	20 / 20 / 20	<b>Probe battery last changed:</b>	12/06/07
<b>Input Power Level:</b>	Two uplink timeslots	<b>Extrapolation:</b>	poly4



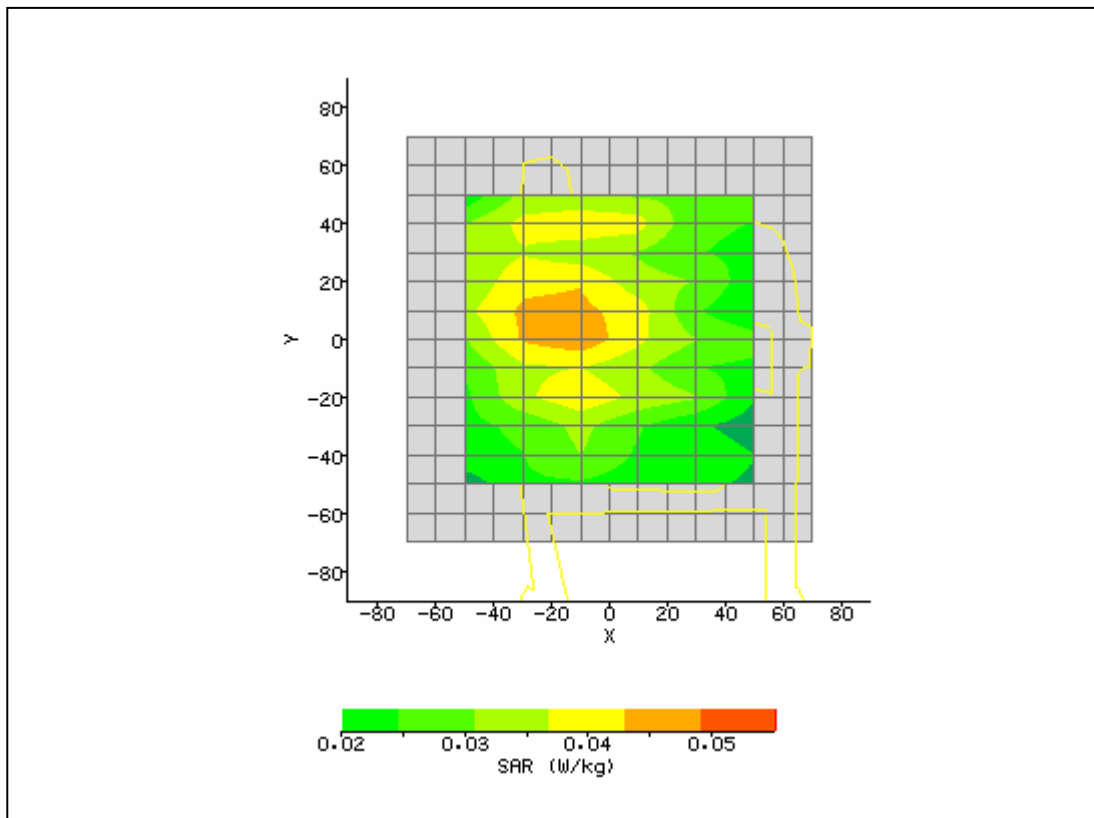
<b>System / software:</b>	SARA2 / 2.40 VPM	<b>Input Power Drift:</b>	
<b>Date / Time:</b>	12/6/2007 2:13:58 PM	<b>DUT Battery Model/No:</b>	
<b>Filename:</b>	Touch_9400_7527C_3 d.txt	<b>Probe Serial Number:</b>	M0024
<b>Ambient Temperature:</b>	20.8°C	<b>Liquid Simulant:</b>	850
<b>Device Under Test:</b>	7527S Handheld Computer	<b>Relative Permittivity:</b>	55.72
<b>Relative Humidity:</b>	49.3%	<b>Conductivity:</b>	0.986
<b>Phantom S/No:</b>	Head04_37.csv	<b>Liquid Temperature:</b>	20.7°C
<b>Phantom Rotation:</b>	0°	<b>Max SAR X-axis Location:</b>	-16.00 mm
<b>DUT Position:</b>	Touch with Clip	<b>Max SAR Y-axis Location:</b>	21.00 mm
<b>Antenna Configuration:</b>	Integral	<b>Max E Field:</b>	7.41 V/m
<b>Test Frequency:</b>	836.6MHz	<b>SAR 1g:</b>	0.051 W/kg
<b>Air Factors:</b>	2685 / 2277 / 2238	<b>SAR 10g:</b>	
<b>Conversion Factors:</b>	.355 / .355 / .355	<b>SAR Start:</b>	0.034 W/kg
<b>Type of Modulation:</b>		<b>SAR End:</b>	0.035 W/kg
<b>Modn. Duty Cycle:</b>		<b>SAR Drift during Scan:</b>	2.97 %
<b>Diode Compression Factors (V*200):</b>	20 / 20 / 20	<b>Probe battery last changed:</b>	12/06/07
<b>Input Power Level:</b>	Two uplink timeslots	<b>Extrapolation:</b>	poly4



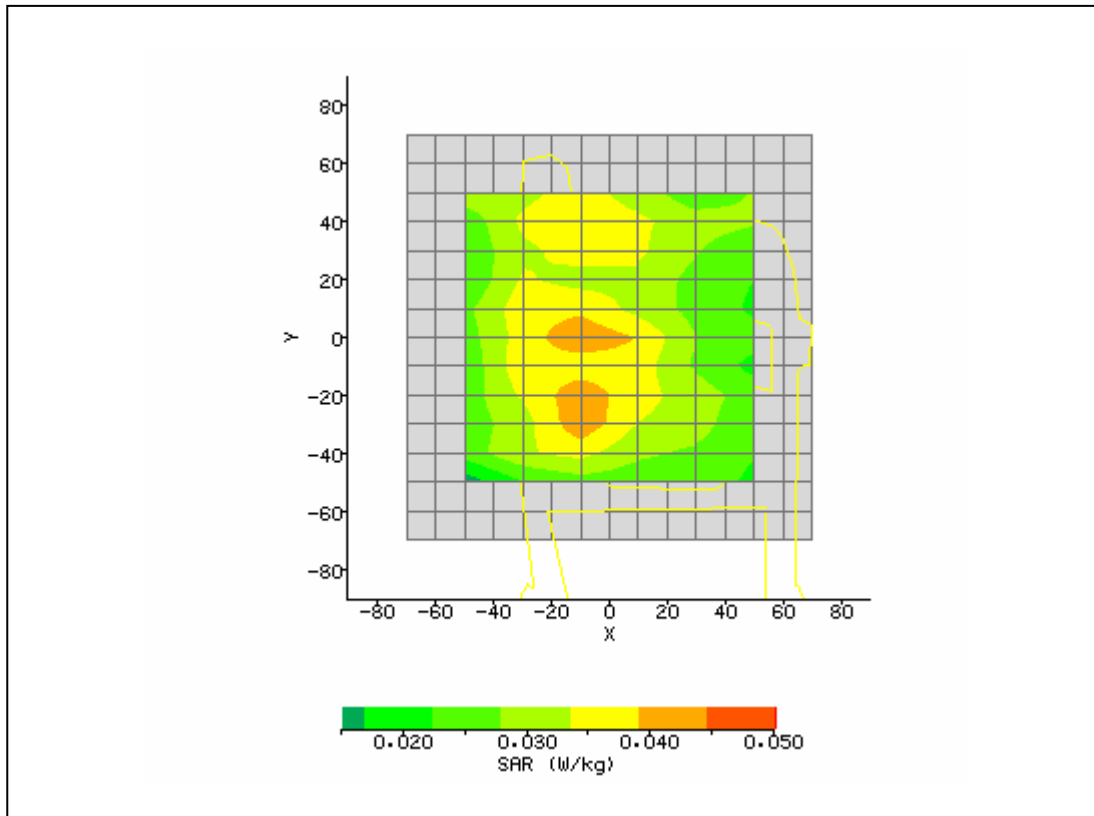
<b>System / software:</b>	SARA2 / 2.40 VPM	<b>Input Power Drift:</b>	
<b>Date / Time:</b>	12/7/2007 12:22:22 PM	<b>DUT Battery Model/No:</b>	
<b>Filename:</b>	Touch_661_3d.txt	<b>Probe Serial Number:</b>	M0024
<b>Ambient Temperature:</b>	20.8°C	<b>Liquid Simulant:</b>	1900
<b>Device Under Test:</b>	7527S Handheld Computer	<b>Relative Permittivity:</b>	52.73
<b>Relative Humidity:</b>	49.3%	<b>Conductivity:</b>	1.57
<b>Phantom S/No:</b>	Head04_37.csv	<b>Liquid Temperature:</b>	20.7°C
<b>Phantom Rotation:</b>	0°	<b>Max SAR X-axis Location:</b>	-24.00 mm
<b>DUT Position:</b>	Touch with Clip	<b>Max SAR Y-axis Location:</b>	42.00 mm
<b>Antenna Configuration:</b>	Integral	<b>Max E Field:</b>	6.86 V/m
<b>Test Frequency:</b>	1880MHz	<b>SAR 1g:</b>	0.049 W/kg
<b>Air Factors:</b>	2685 / 2277 / 2238	<b>SAR 10g:</b>	
<b>Conversion Factors:</b>	.489 / .489 / .489	<b>SAR Start:</b>	0.029 W/kg
<b>Type of Modulation:</b>		<b>SAR End:</b>	0.030 W/kg
<b>Modn. Duty Cycle:</b>		<b>SAR Drift during Scan:</b>	3.44 %
<b>Diode Compression Factors (V*200):</b>	20 / 20 / 20	<b>Probe battery last changed:</b>	12/06/07
<b>Input Power Level:</b>	Two uplink timeslots	<b>Extrapolation:</b>	poly4



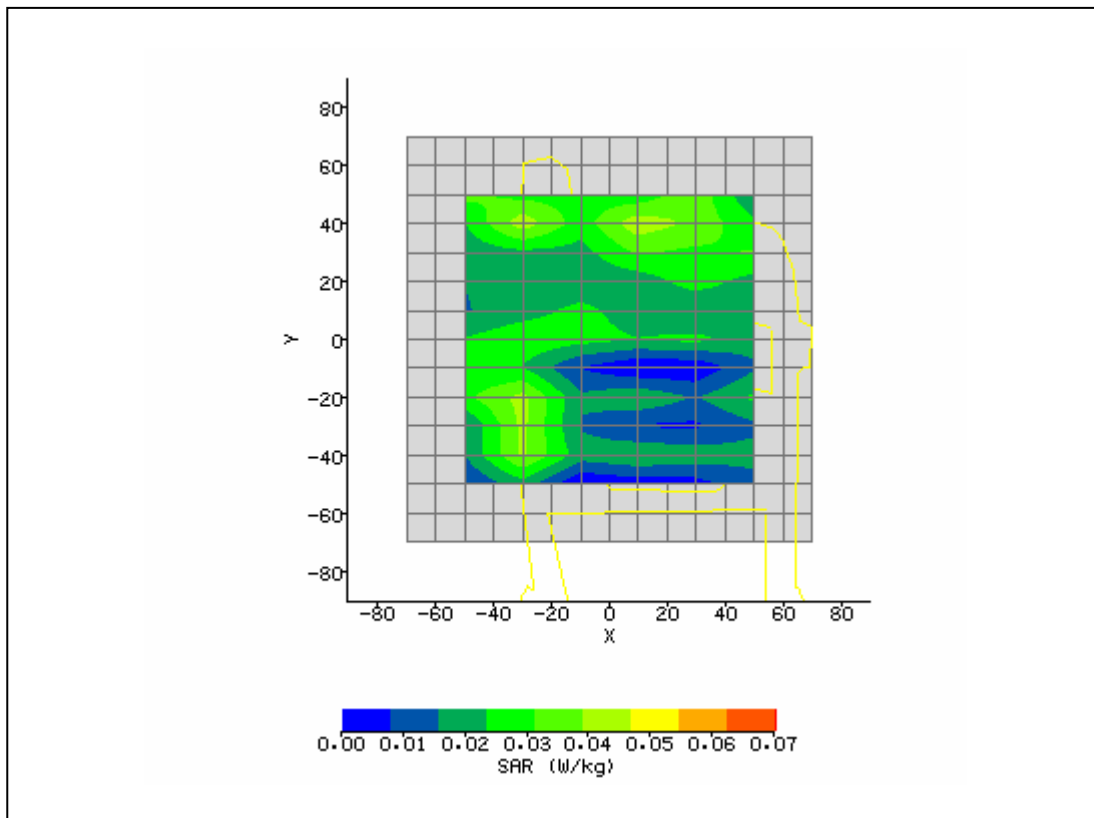
<b>System / software:</b>	SARA2 / 2.40 VPM	<b>Input Power Drift:</b>	
<b>Date / Time:</b>	12/6/2007 2:28:03 PM	<b>DUT Battery Model/No:</b>	
<b>Filename:</b>	temp.txt	<b>Probe Serial Number:</b>	M0024
<b>Ambient Temperature:</b>	23.0°C	<b>Liquid Simulant:</b>	850
<b>Device Under Test:</b>	7527S Handheld Computer	<b>Relative Permittivity:</b>	55.71
<b>Relative Humidity:</b>	44.8%	<b>Conductivity:</b>	0.986
<b>Phantom S/No:</b>	Head04_37.csv	<b>Liquid Temperature:</b>	22.9°C
<b>Phantom Rotation:</b>	180°	<b>Max SAR X-axis Location:</b>	-14.00 mm
<b>DUT Position:</b>	Touch with clip	<b>Max SAR Y-axis Location:</b>	5.00 mm
<b>Antenna Configuration:</b>	Integral	<b>Max E Field:</b>	7.23 V/m
<b>Test Frequency:</b>	835MHz	<b>SAR 1g:</b>	0.069 W/kg
<b>Air Factors:</b>	2685 / 2277 / 2238	<b>SAR 10g:</b>	
<b>Conversion Factors:</b>	.355 / .355 / .355	<b>SAR Start:</b>	0.035 W/kg
<b>Type of Modulation:</b>		<b>SAR End:</b>	0.035 W/kg
<b>Modn. Duty Cycle:</b>		<b>SAR Drift during Scan:</b>	1.03 %
<b>Diode Compression Factors (V*200):</b>	20 / 20 / 20	<b>Probe battery last changed:</b>	12/06/07
<b>Input Power Level:</b>	TPC bits all 1's	<b>Extrapolation:</b>	poly4



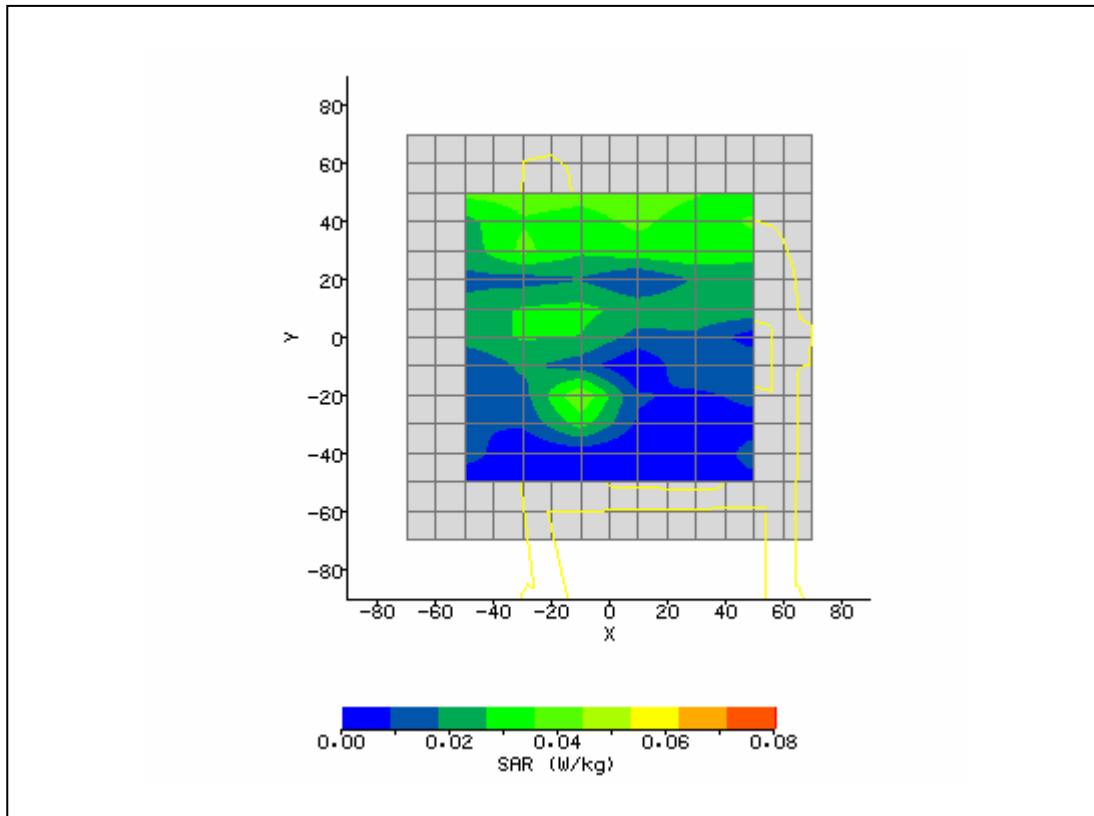
<b>System / software:</b>	SARA2 / 2.40 VPM	<b>Input Power Drift:</b>	
<b>Date / Time:</b>	12/6/2007 2:48:50 PM	<b>DUT Battery Model/No:</b>	
<b>Filename:</b>	Touch_4175-3D.txt	<b>Probe Serial Number:</b>	M0024
<b>Ambient Temperature:</b>	23.0°C	<b>Liquid Simulant:</b>	850
<b>Device Under Test:</b>	7527C Handheld Computer	<b>Relative Permittivity:</b>	55.71
<b>Relative Humidity:</b>	44.8%	<b>Conductivity:</b>	0.986
<b>Phantom S/No:</b>	Head04_37.csv	<b>Liquid Temperature:</b>	22.9°C
<b>Phantom Rotation:</b>	180°	<b>Max SAR X-axis Location:</b>	-10.00 mm
<b>DUT Position:</b>	Touch with clip	<b>Max SAR Y-axis Location:</b>	0.00 mm
<b>Antenna Configuration:</b>	Integral	<b>Max E Field:</b>	7.08 V/m
<b>Test Frequency:</b>	835MHz	<b>SAR 1g:</b>	0.054 W/kg
<b>Air Factors:</b>	2685 / 2277 / 2238	<b>SAR 10g:</b>	
<b>Conversion Factors:</b>	.355 / .355 / .355	<b>SAR Start:</b>	0.026 W/kg
<b>Type of Modulation:</b>		<b>SAR End:</b>	0.027 W/kg
<b>Modn. Duty Cycle:</b>		<b>SAR Drift during Scan:</b>	3.84 %
<b>Diode Compression Factors (V*200):</b>	20 / 20 / 20	<b>Probe battery last changed:</b>	12/06/07
<b>Input Power Level:</b>	TPC bits all 1's	<b>Extrapolation:</b>	poly4



<b>System / software:</b>	SARA2 / 2.40 VPM	<b>Input Power Drift:</b>	
<b>Date / Time:</b>	12/7/2007 1:32:44 PM	<b>DUT Battery Model/No:</b>	
<b>Filename:</b>	Touch_661_7527_3d.txt	<b>Probe Serial Number:</b>	M0024
<b>Ambient Temperature:</b>	20.8°C	<b>Liquid Simulant:</b>	1900
<b>Device Under Test:</b>	7527S Handheld Computer	<b>Relative Permittivity:</b>	52.73
<b>Relative Humidity:</b>	49.3%	<b>Conductivity:</b>	1.57
<b>Phantom S/No:</b>	Head04_37.csv	<b>Liquid Temperature:</b>	20.7°C
<b>Phantom Rotation:</b>	0°	<b>Max SAR X-axis Location:</b>	16.00 mm
<b>DUT Position:</b>	Touch with Clip	<b>Max SAR Y-axis Location:</b>	39.00 mm
<b>Antenna Configuration:</b>	Integral	<b>Max E Field:</b>	6.42 V/m
<b>Test Frequency:</b>	1880MHz	<b>SAR 1g:</b>	0.046 W/kg
<b>Air Factors:</b>	2685 / 2277 / 2238	<b>SAR 10g:</b>	
<b>Conversion Factors:</b>	.489 / .489 / .489	<b>SAR Start:</b>	0.036 W/kg
<b>Type of Modulation:</b>		<b>SAR End:</b>	0.037 W/kg
<b>Modn. Duty Cycle:</b>		<b>SAR Drift during Scan:</b>	2.87 %
<b>Diode Compression Factors (V*200):</b>	20 / 20 / 20	<b>Probe battery last changed:</b>	12/06/07
<b>Input Power Level:</b>	TPC bits all 1's	<b>Extrapolation:</b>	poly4

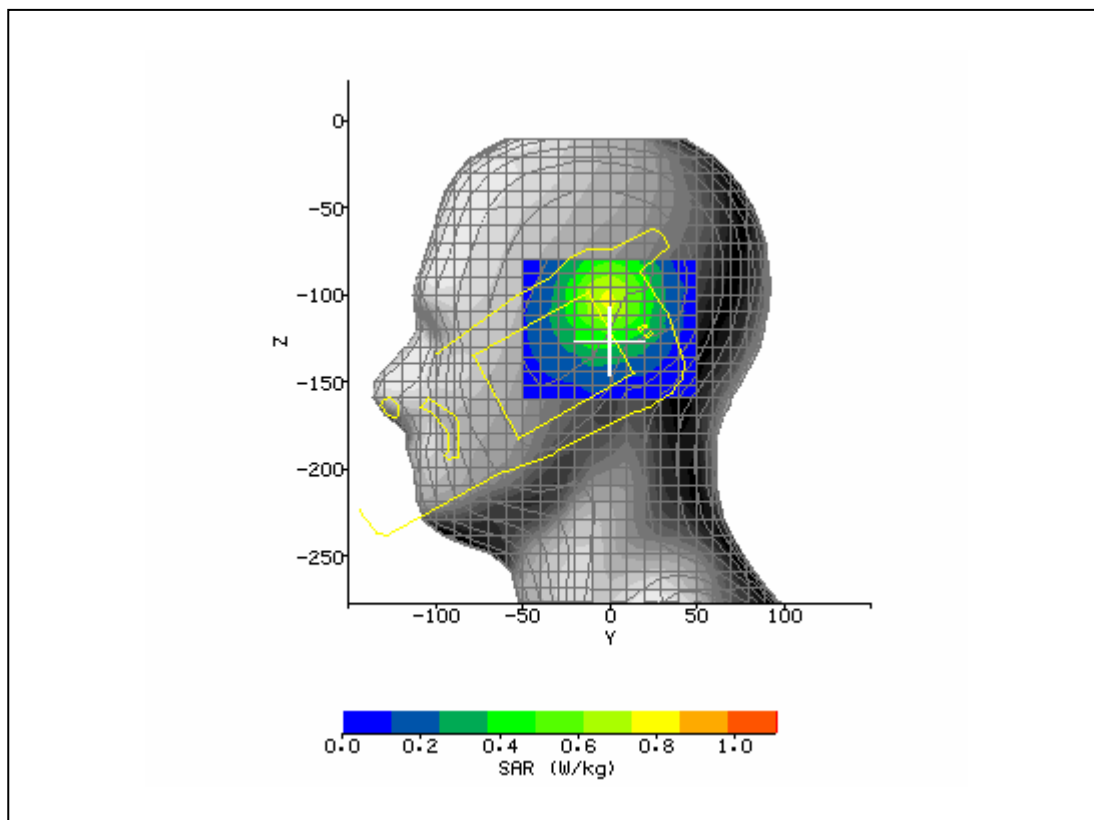


<b>System / software:</b>	SARA2 / 2.40 VPM	<b>Input Power Drift:</b>	
<b>Date / Time:</b>	12/7/2007 1:49:49 PM	<b>DUT Battery Model/No:</b>	
<b>Filename:</b>	Touch_9400_3d.txt	<b>Probe Serial Number:</b>	M0024
<b>Ambient Temperature:</b>	20.8°C	<b>Liquid Simulant:</b>	1900
<b>Device Under Test:</b>	7527C Handheld Computer	<b>Relative Permittivity:</b>	52.73
<b>Relative Humidity:</b>	49.3%	<b>Conductivity:</b>	1.57
<b>Phantom S/No:</b>	Head04_37.csv	<b>Liquid Temperature:</b>	20.7°C
<b>Phantom Rotation:</b>	0°	<b>Max SAR X-axis Location:</b>	6.00 mm
<b>DUT Position:</b>	Touch with Clip	<b>Max SAR Y-axis Location:</b>	40.00 mm
<b>Antenna Configuration:</b>	Integral	<b>Max E Field:</b>	6.93 V/m
<b>Test Frequency:</b>	1880MHz	<b>SAR 1g:</b>	0.064 W/kg
<b>Air Factors:</b>	2685 / 2277 / 2238	<b>SAR 10g:</b>	
<b>Conversion Factors:</b>	.489 / .489 / .489	<b>SAR Start:</b>	0.037 W/kg
<b>Type of Modulation:</b>		<b>SAR End:</b>	0.038 W/kg
<b>Modn. Duty Cycle:</b>		<b>SAR Drift during Scan:</b>	2.72 %
<b>Diode Compression Factors (V*200):</b>	20 / 20 / 20	<b>Probe battery last changed:</b>	12/06/07
<b>Input Power Level:</b>	TPC bits all 1's	<b>Extrapolation:</b>	poly4

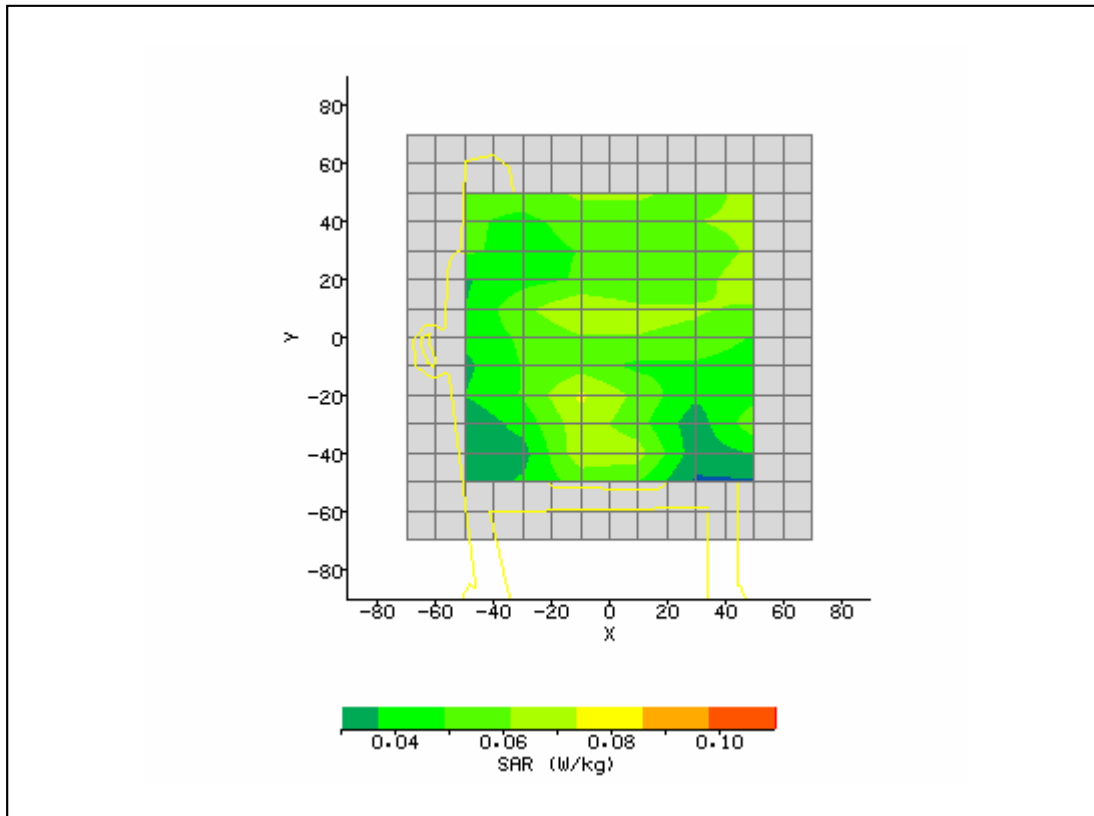




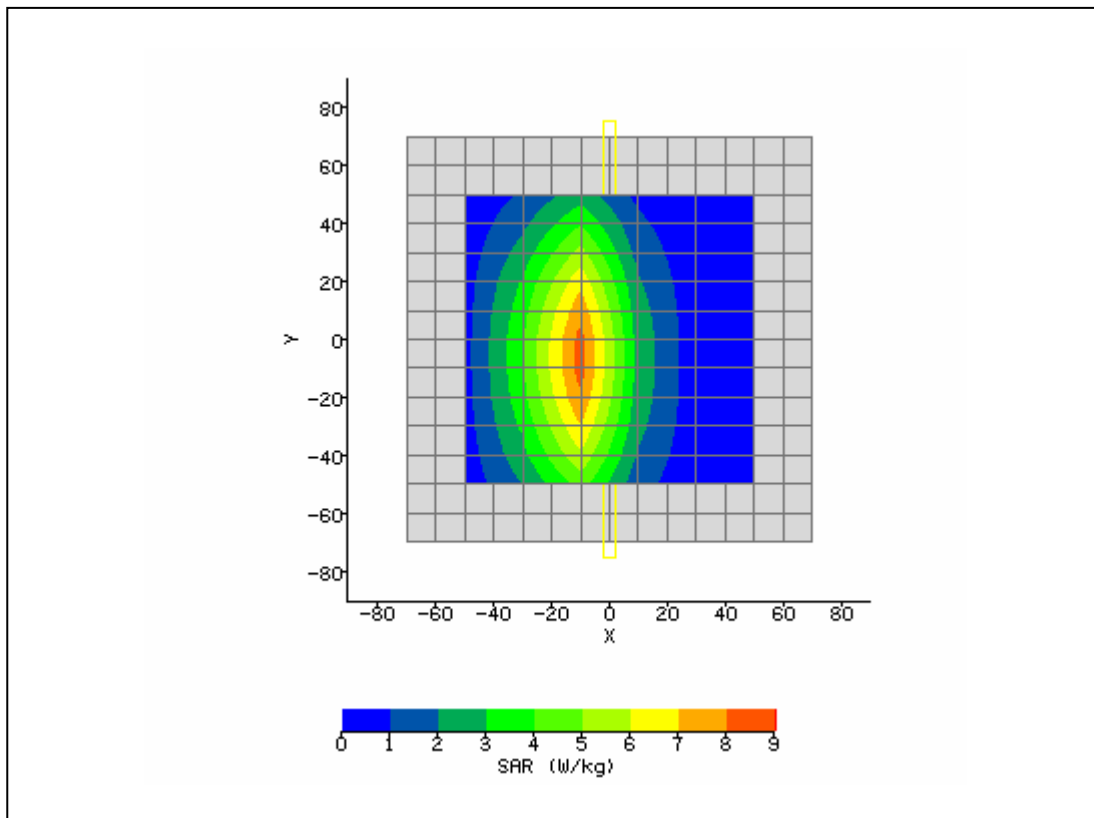
<b>System / software:</b>	SARA2 / 2.40 VPM	<b>Input Power Drift:</b>	
<b>Date / Time:</b>	1/31/2008 2:52:42 PM	<b>DUT Battery Model/No:</b>	
<b>Filename:</b>	Left_Tilt_251_3d.txt	<b>Probe Serial Number:</b>	M0024
<b>Ambient Temperature:</b>	21.2°C	<b>Liquid Simulant:</b>	850
<b>Device Under Test:</b>	Psion 7527C	<b>Relative Permittivity:</b>	41.59
<b>Relative Humidity:</b>	41.5%	<b>Conductivity:</b>	0.906
<b>Phantom S/No:</b>	Head04_37.csv	<b>Liquid Temperature:</b>	21.1°C
<b>Phantom Rotation:</b>	0°	<b>Max SAR Y-axis Location:</b>	-1.00 mm
<b>DUT Position:</b>	Left Tilt	<b>Max SAR Z-axis Location:</b>	-102.40 mm
<b>Antenna Configuration:</b>	Integral	<b>Max E Field:</b>	34.42 V/m
<b>Test Frequency:</b>	848.8 / 2437MHz	<b>SAR 1g:</b>	1.045 W/kg
<b>Air Factors:</b>	2685 / 2277 / 2238	<b>SAR 10g:</b>	
<b>Conversion Factors:</b>	.360 / .360 / .360	<b>SAR Start:</b>	0.446 W/kg
<b>Type of Modulation:</b>		<b>SAR End:</b>	0.424 W/kg
<b>Modn. Duty Cycle:</b>		<b>SAR Drift during Scan:</b>	-4.87 %
<b>Diode Compression Factors (V*200):</b>	20 / 20 / 20	<b>Probe battery last changed:</b>	1/31/08
<b>Input Power Level:</b>	PCL 5 / set by sw	<b>Extrapolation:</b>	poly4



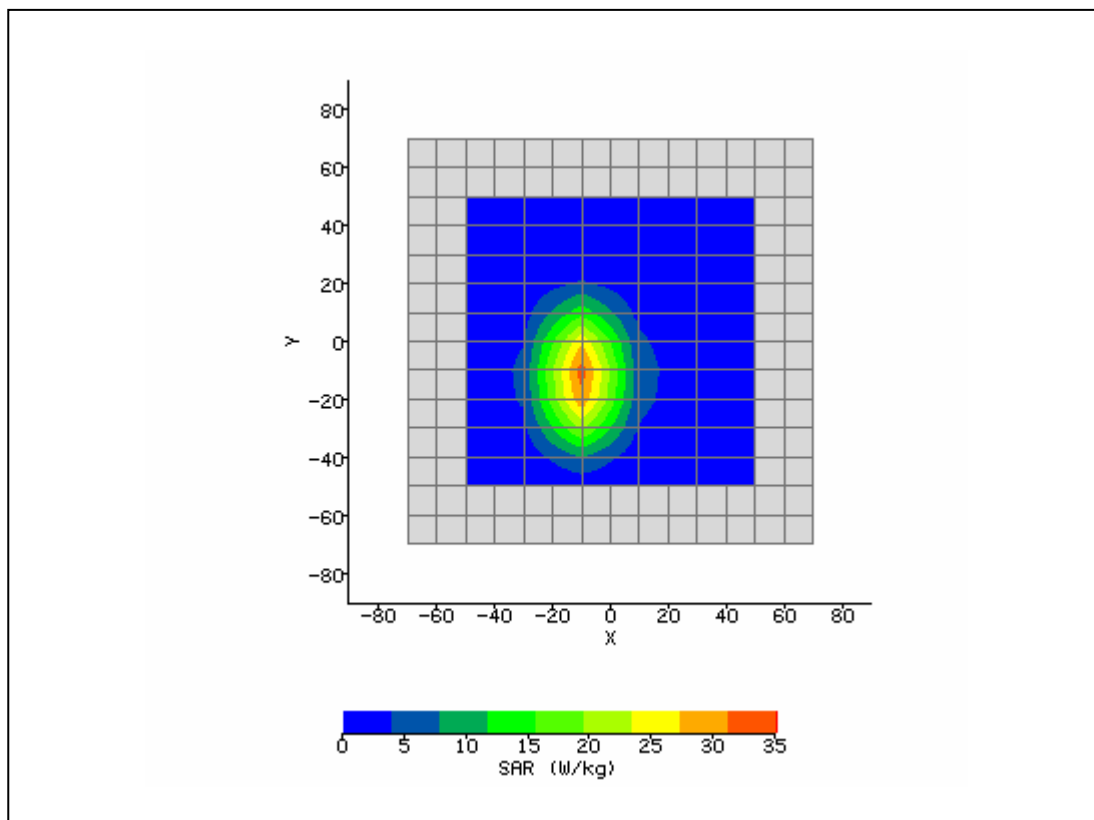
<b>System / software:</b>	SARA2 / 2.40 VPM	<b>Input Power Drift:</b>	
<b>Date / Time:</b>	12/7/2007 3:12:36 PM	<b>DUT Battery Model/No:</b>	
<b>Filename:</b>	Left_Touch_190_3d.txt	<b>Probe Serial Number:</b>	M0024
<b>Ambient Temperature:</b>	20.8°C	<b>Liquid Simulant:</b>	1900
<b>Device Under Test:</b>	7527S Handheld Computer	<b>Relative Permittivity:</b>	52.73
<b>Relative Humidity:</b>	49.3%	<b>Conductivity:</b>	1.57
<b>Phantom S/No:</b>	Head04_37.csv	<b>Liquid Temperature:</b>	20.7°C
<b>Phantom Rotation:</b>	0°	<b>Max SAR X-axis Location:</b>	0.00 mm
<b>DUT Position:</b>	Touch with Clip	<b>Max SAR Y-axis Location:</b>	10.00 mm
<b>Antenna Configuration:</b>	Integral	<b>Max E Field:</b>	8.19 V/m
<b>Test Frequency:</b>	1880 / 2437MHz	<b>SAR 1g:</b>	0.101 W/kg
<b>Air Factors:</b>	2685 / 2277 / 2238	<b>SAR 10g:</b>	
<b>Conversion Factors:</b>	.489 / .489 / .489	<b>SAR Start:</b>	0.060 W/kg
<b>Type of Modulation:</b>		<b>SAR End:</b>	0.061 W/kg
<b>Modn. Duty Cycle:</b>		<b>SAR Drift during Scan:</b>	1.69 %
<b>Diode Compression Factors (V*200):</b>	20 / 20 / 20	<b>Probe battery last changed:</b>	12/06/07
<b>Input Power Level:</b>	Two uplink timeslots	<b>Extrapolation:</b>	poly4



<b>System / software:</b>	SARA2 / 2.40 VPM	<b>Input Power Drift:</b>	
<b>Date / Time:</b>	12/6/2007 8:09:14 AM	<b>DUT Battery Model/No:</b>	
<b>Filename:</b>	temp.txt	<b>Probe Serial Number:</b>	M0024
<b>Ambient Temperature:</b>	20.8°C	<b>Liquid Simulant:</b>	850
<b>Device Under Test:</b>	System	<b>Relative Permittivity:</b>	41.56
<b>Relative Humidity:</b>	46.0%	<b>Conductivity:</b>	0.923
<b>Phantom S/No:</b>	Head04_37.csv	<b>Liquid Temperature:</b>	20.7°C
<b>Phantom Rotation:</b>	0°	<b>Max SAR X-axis Location:</b>	-12.00 mm
<b>DUT Position:</b>	8mm	<b>Max SAR Y-axis Location:</b>	-6.00 mm
<b>Antenna Configuration:</b>	Dipole	<b>Max E Field:</b>	96.87 V/m
<b>Test Frequency:</b>	835MHz	<b>SAR 1g:</b>	10.089 W/kg
<b>Air Factors:</b>	2685 / 2277 / 2238	<b>SAR 10g:</b>	6.229 W/kg
<b>Conversion Factors:</b>	.360 / .360 / .360	<b>SAR Start:</b>	1.982 W/kg
<b>Type of Modulation:</b>		<b>SAR End:</b>	1.965 W/kg
<b>Modn. Duty Cycle:</b>		<b>SAR Drift during Scan:</b>	-0.87 %
<b>Diode Compression Factors (V*200):</b>	20 / 20 / 20	<b>Probe battery last changed:</b>	12/06/07
<b>Input Power Level:</b>	1W	<b>Extrapolation:</b>	poly4



<b>System / software:</b>	SARA2 / 2.40 VPM	<b>Input Power Drift:</b>	
<b>Date / Time:</b>	12/7/2007 7:17:39 AM	<b>DUT Battery Model/No:</b>	
<b>Filename:</b>	temp.txt	<b>Probe Serial Number:</b>	M0024
<b>Ambient Temperature:</b>	23.0°C	<b>Liquid Simulant:</b>	1900
<b>Device Under Test:</b>	System	<b>Relative Permittivity:</b>	41.05
<b>Relative Humidity:</b>	44.8%	<b>Conductivity:</b>	1.411
<b>Phantom S/No:</b>	Head04_37.csv	<b>Liquid Temperature:</b>	22.9°C
<b>Phantom Rotation:</b>	180°	<b>Max SAR X-axis Location:</b>	-10.00 mm
<b>DUT Position:</b>	8mm	<b>Max SAR Y-axis Location:</b>	-12.00 mm
<b>Antenna Configuration:</b>	Dipole	<b>Max E Field:</b>	154.48 V/m
<b>Test Frequency:</b>	1900MHz	<b>SAR 1g:</b>	41.375 W/kg
<b>Air Factors:</b>	2685 / 2277 / 2238	<b>SAR 10g:</b>	21.830 W/kg
<b>Conversion Factors:</b>	.501 / .501 / .501	<b>SAR Start:</b>	4.850 W/kg
<b>Type of Modulation:</b>		<b>SAR End:</b>	4.781 W/kg
<b>Modn. Duty Cycle:</b>		<b>SAR Drift during Scan:</b>	-1.42 %
<b>Diode Compression Factors (V*200):</b>	20 / 20 / 20	<b>Probe battery last changed:</b>	12/06/07
<b>Input Power Level:</b>	1W	<b>Extrapolation:</b>	poly4



<b>System / software:</b>	SARA2 / 2.40 VPM	<b>Input Power Drift:</b>	
<b>Date / Time:</b>	1/31/2008 10:59:05 AM	<b>DUT Battery Model/No:</b>	
<b>Filename:</b>	temp.txt	<b>Probe Serial Number:</b>	M0024
<b>Ambient Temperature:</b>	21.2°C	<b>Liquid Simulant:</b>	850
<b>Device Under Test:</b>	System	<b>Relative Permittivity:</b>	41.56
<b>Relative Humidity:</b>	41.5%	<b>Conductivity:</b>	0.922
<b>Phantom S/No:</b>	Head04_37.csv	<b>Liquid Temperature:</b>	21.1°C
<b>Phantom Rotation:</b>	180°	<b>Max SAR X-axis Location:</b>	-8.00 mm
<b>DUT Position:</b>	8mm	<b>Max SAR Y-axis Location:</b>	6.00 mm
<b>Antenna Configuration:</b>	Dipole	<b>Max E Field:</b>	100.93 V/m
<b>Test Frequency:</b>	835MHz	<b>SAR 1g:</b>	10.004 W/kg
<b>Air Factors:</b>	2685 / 2277 / 2238	<b>SAR 10g:</b>	6.213 W/kg
<b>Conversion Factors:</b>	.360 / .360 / .360	<b>SAR Start:</b>	2.203 W/kg
<b>Type of Modulation:</b>		<b>SAR End:</b>	2.221 W/kg
<b>Modn. Duty Cycle:</b>		<b>SAR Drift during Scan:</b>	0.82 %
<b>Diode Compression Factors (V*200):</b>	20 / 20 / 20	<b>Probe battery last changed:</b>	1/31/08
<b>Input Power Level:</b>	1W	<b>Extrapolation:</b>	poly4

