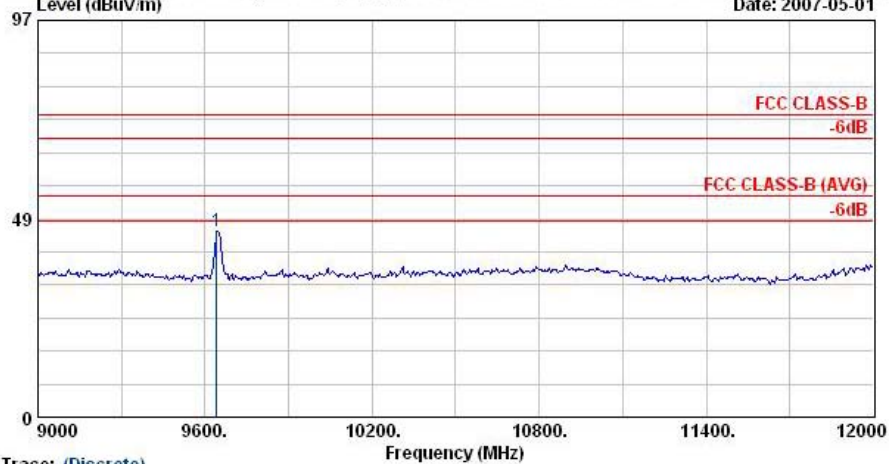




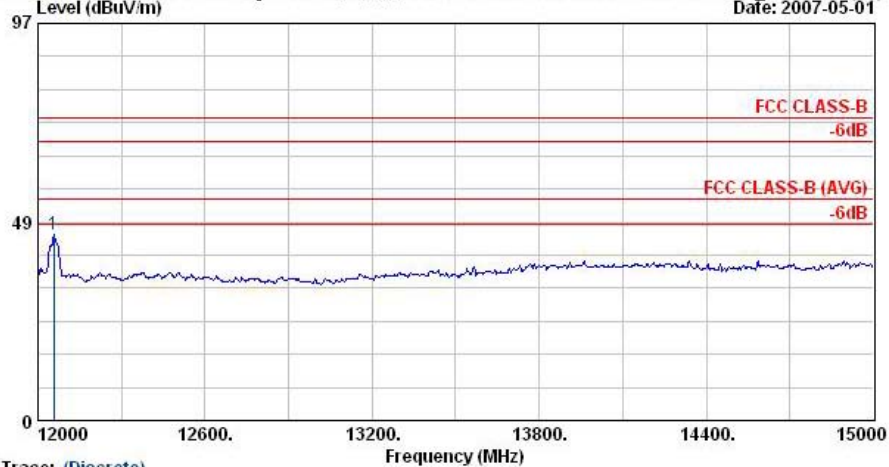
Data: 14 File: D:\Project\2007Q2\2007-05-01\710210-01\Part15C\528WLANA\11\11b Tx_Ch01.EMI (18) Date: 2007-05-01



Trace: (Discrete)
 Site : D3CH06-HY
 Condition : HF-ANT(8-16)-060018 VERTICAL
 EUT : PDA
 Power : 120Vac/60Hz
 Model : FR 710210-01
 Memo : 11b Tx_Ch01;2412MHz
 Plane : E2
 Data Rate : 11
 Scanner : All

	Freq	Level	Over	Limit	Read	Antenna	Cable	Preamp	Ant	Table	Remark
	MHz	dBuV/m	dB	dBuV/m	dBuV	dB/m	dB	dB	cm	deg	
1	9642.00	45.51	-28.49	74.00	83.16	-10.09	9.12	36.68	---	---	Peak

Data: 15 File: D:\Project\2007Q2\2007-05-01\710210-01\Part15C\528WLANA\11\11b Tx_Ch01.EMI (18) Date: 2007-05-01

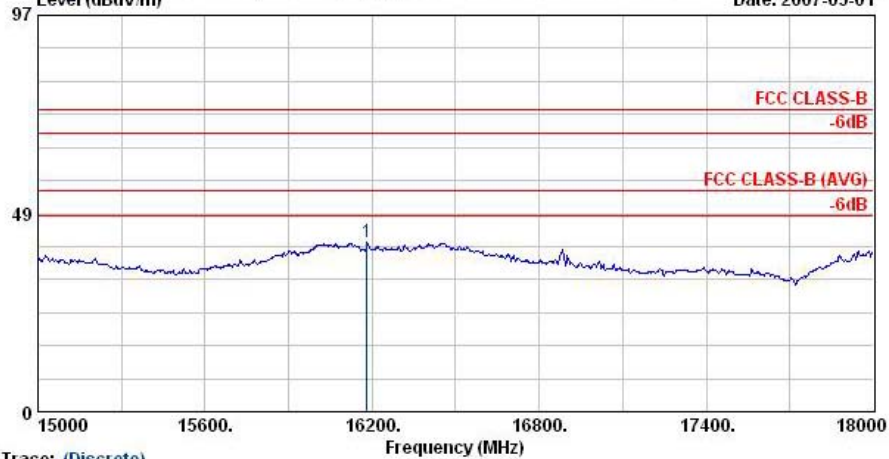


Trace: (Discrete)
 Site : D3CH06-HY
 Condition : HF-ANT(8-16)-060018 VERTICAL
 EUT : PDA
 Power : 120Vac/60Hz
 Model : FR 710210-01
 Memo : 11b Tx_Ch01;2412MHz
 Plane : E2
 Data Rate : 11
 Scanner : All

	Freq	Level	Over	Limit	Read	Antenna	Cable	Preamp	Ant	Table	Remark
	MHz	dBuV/m	dB	dBuV/m	dBuV	dB/m	dB	dB	cm	deg	
1	12057.00	45.31	-28.69	74.00	81.02	-9.80	10.65	36.56	---	---	Peak



Data: 16 File: D:\Project\2007Q2\200710210-01\Part15C\528WLANA11111b Tx_Ch01.EMI (18) Level (dBuV/m) Date: 2007-05-01

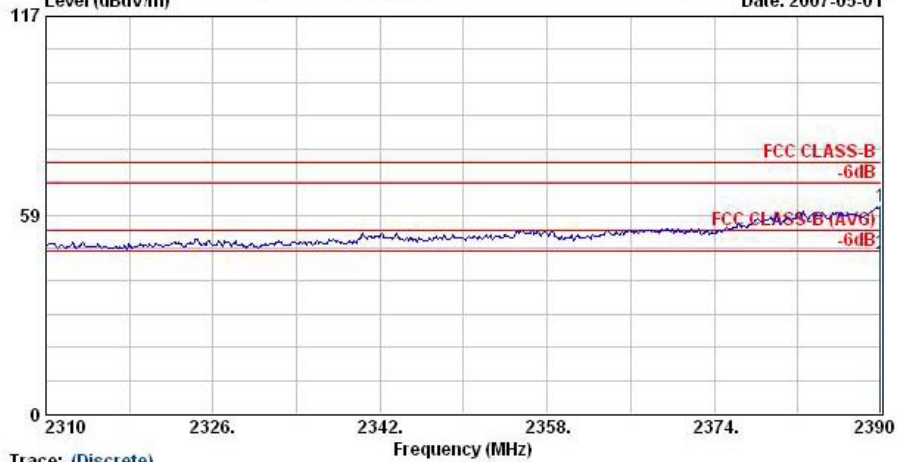


Trace: (Discrete)

Site : 03CH06-HY
Condition : HF-ANT(8-16)-060918 VERTICAL
EUT : PDA
Power : 120Vac/60Hz
Model : FR 710210-01
Memo : 11b Tx_Ch01;2412MHz
Plane : E2
Data Rate : 11
Scanner : All

	Freq	Level	Over	Limit	Read	Antenna	Cable	Preamp	Ant	Table	Remark
	MHz	dBuV/m	dB	dBuV/m	dBuV	dB/m	dB	dB	cm	deg	
1	16182.00	41.48	-32.52	74.00	70.16	-6.13	11.81	34.35	---	---	Peak

Data: 18 File: D:\Project\2007Q2\200710210-01\Part15C\528WLANA11111b Tx_Ch01.EMI (18) Level (dBuV/m) Date: 2007-05-01



Trace: (Discrete)

Site : 03CH06-HY
Condition : HF-ANT-060410 VERTICAL
EUT : PDA
Power : 120Vac/60Hz
Model : FR 710210-01
Memo : 11b Tx_Ch01;2412MHz
Plane : E2
Data Rate : 11
Scanner : All

	Freq	Level	Over	Limit	Read	Antenna	Cable	Preamp	Ant	Table	Remark
	MHz	dBuV/m	dB	dBuV/m	dBuV	dB/m	dB	dB	cm	deg	
1	2389.92	60.79	-13.21	74.00	62.24	30.26	3.75	35.46	100	0	Peak
2 @	2389.92	47.08	-6.92	54.00	48.53	30.26	3.75	35.46	100	169	Average

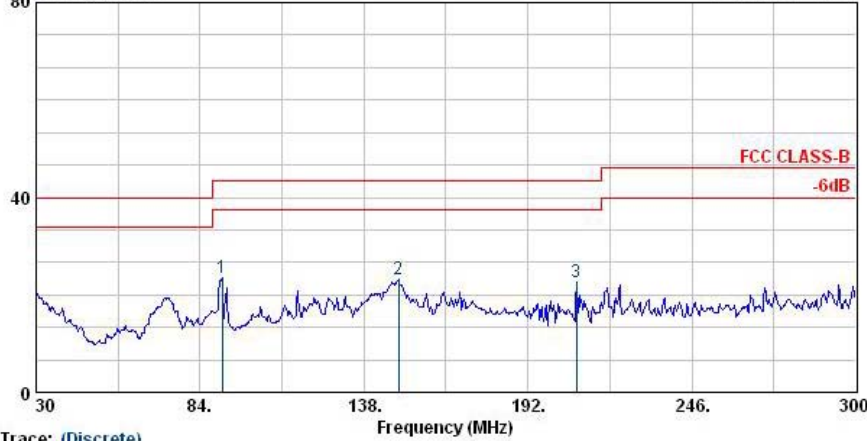
Remark: There is no more obvious spurious emission except the listings above.



- Test Mode : Mode 18
- Polarization : Horizontal

The test that passed at minimum margin was marked by the frame in the following table.

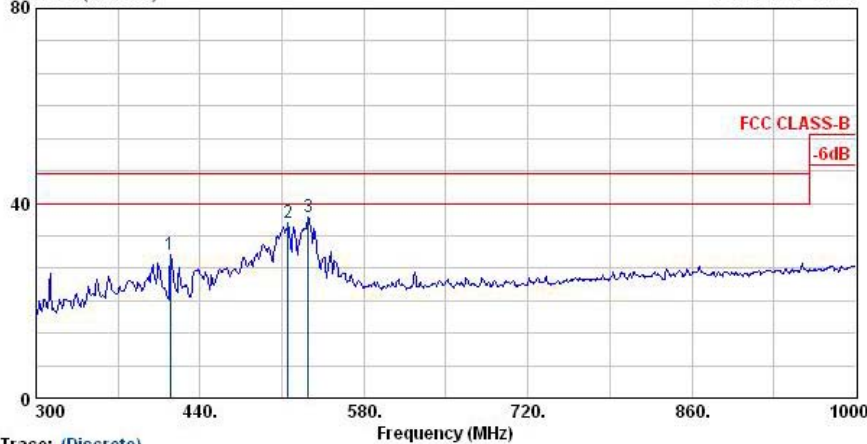
Data: 1 File: D:\Project\2007Q2\200710210-01\Part15C\528WLANA\12111b Tx_Ch01.EMI (18) Date: 2007-05-01



Trace: (Discrete)
 Site : 03CH06-HY
 Condition : LF-ANT(951121) HORIZONTAL
 EUT : PDA
 Power : 120Vac/60Hz
 Model : FR 710210-01
 Memo : 11b Tx_Ch01;2412MHz
 Plane : E2
 Data Rate : 11
 Scanner : A12

	Freq	Level	Over Limit	Limit Line	ReadAntenna Level	Antenna Factor	Cable Loss	Preamp Factor	Ant Pos	Table Pos	Remark
	MHz	dBuV/m	dB	dBuV/m	dBuV	dB/m	dB	dB	cm	deg	
1	91.29	23.57	-19.93	43.50	44.14	9.23	1.33	31.12	---	---	Peak
2	149.34	23.10	-20.40	43.50	41.96	10.39	1.82	31.07	---	---	Peak
3	207.93	22.47	-21.03	43.50	41.57	9.76	2.17	31.03	---	---	Peak

Data: 2 File: D:\Project\2007Q2\200710210-01\Part15C\528WLANA\12111b Tx_Ch01.EMI (18) Date: 2007-05-01



Trace: (Discrete)
 Site : 03CH06-HY
 Condition : LF-ANT(951121) HORIZONTAL
 EUT : PDA
 Power : 120Vac/60Hz
 Model : FR 710210-01
 Memo : 11b Tx_Ch01;2412MHz
 Plane : E2
 Data Rate : 11
 Scanner : A12

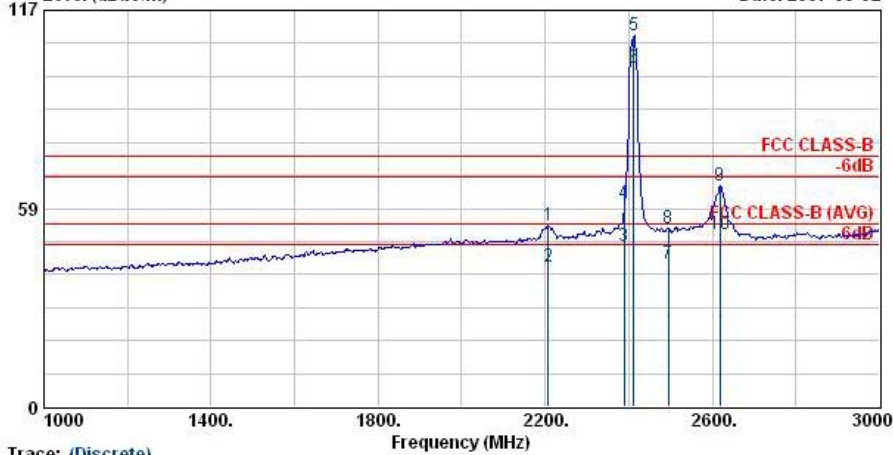
	Freq	Level	Over Limit	Limit Line	ReadAntenna Level	Antenna Factor	Cable Loss	Preamp Factor	Ant Pos	Table Pos	Remark
	MHz	dBuV/m	dB	dBuV/m	dBuV	dB/m	dB	dB	cm	deg	
1	414.80	29.51	-16.49	46.00	41.15	16.02	3.19	30.85	---	---	Peak
2	514.90	35.88	-10.12	46.00	45.49	17.58	3.57	30.77	---	---	Peak
3 @	532.40	37.31	-8.69	46.00	46.64	17.76	3.65	30.75	100	207	Peak



FCC/IC TEST REPORT

Report No. : FR710210-01

Data: 3 File: D:\Project\2007Q2\51710210-01\Part15C\528\MLANW12\11b Tx_Ch01.EMI (18) Level (dBuV/m) Date: 2007-05-02



Trace: (Discrete)

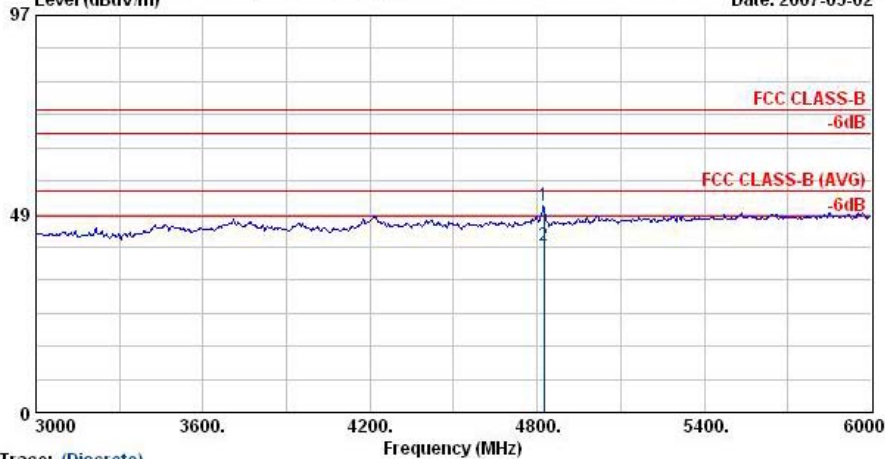
Site : 03CH06-HV
 Condition : HF-ANT-060410 HORIZONTAL
 EUT : PDA
 Power : 120Vac/60Hz
 Model : FR 710210-01
 Memo : 11b Tx_Ch01; 2412MHz
 Plane : E2
 Data Rate : 11
 Scanner : A12

	Freq	Level	Over	Limit	Read	Antenna	Cable	Preamp	Ant	Table	Remark
	MHz	dBuV/m	dB	dBuV/m	dBuV	dB/m	dB	dB	cm	deg	
1	2208.00	53.69	-20.31	74.00	55.27	30.18	3.56	35.31	100	0	Peak
2	2208.00	41.52	-12.48	54.00	43.10	30.18	3.56	35.31	100	287	Average
3 @	2389.76	47.49	-6.51	54.00	48.94	30.26	3.75	35.46	114	308	Average
4	2389.76	60.14	-13.86	74.00	61.59	30.26	3.75	35.46	100	0	Peak
5 @	2412.00	109.42			110.84	30.27	3.77	35.46	100	0	Peak
6 @	2412.00	100.18			101.60	30.27	3.77	35.46	114	308	Average
7	2494.00	41.99	-12.01	54.00	43.34	30.30	3.88	35.53	114	308	Average
8	2494.00	52.67	-21.33	74.00	54.02	30.30	3.88	35.53	100	0	Peak
9 @	2618.00	65.40	-8.60	74.00	66.80	30.14	3.98	35.52	100	0	Peak
10 @	2618.00	50.69	-3.31	54.00	52.10	30.14	3.98	35.52	100	288	Average

Remark: #5 and #6 Fundamental Signal



Data: 4 File: D:\Project\2007Q2\58710210-01\Part15C\528WLAN\A12\11b Tx_Ch01.EMI (18) Date: 2007-05-02

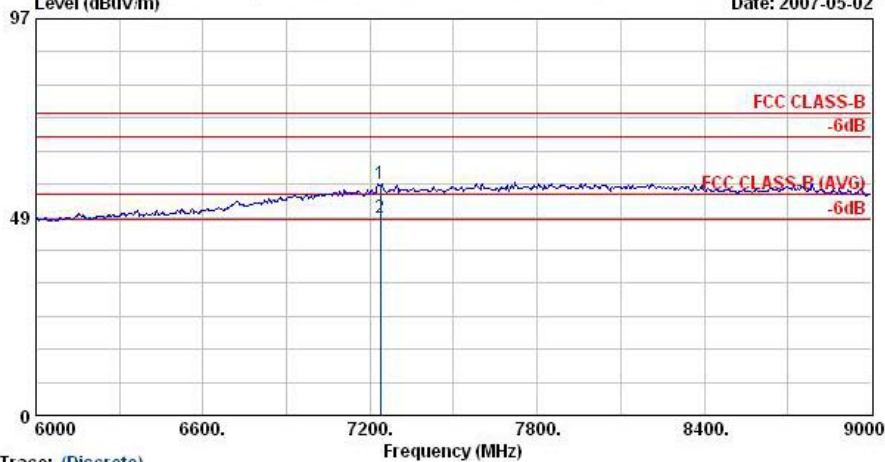


Trace: (Discrete)

Site : 03CH06-HY
 Condition : HF-ANT-060410 HORIZONTAL
 EUT : PDA
 Power : 120Vac/60Hz
 Model : FR 710210-01
 Memo : 11b Tx_Ch01; 2412MHz
 Plane : E2
 Data Rate : 11
 Scanner : A12

	Freq	Level	Over Limit	Limit Line	ReadAntenna Level	Antenna Factor	Cable Loss	Preamp Factor	Ant Pos	Table Pos	Remark
	MHz	dBuV/m	dB	dBuV/m	dBuV	dB/m	dB	dB	cm	deg	
1	4824.00	50.46	-23.54	74.00	47.79	32.94	5.84	36.12	100	0	Peak
2	4824.00	40.87	-13.13	54.00	38.20	32.94	5.84	36.12	100	321	Average

Data: 5 File: D:\Project\2007Q2\58710210-01\Part15C\528WLAN\A12\11b Tx_Ch01.EMI (18) Date: 2007-05-02



Trace: (Discrete)

Site : 03CH06-HY
 Condition : HF-ANT-060410 HORIZONTAL
 EUT : PDA
 Power : 120Vac/60Hz
 Model : FR 710210-01
 Memo : 11b Tx_Ch01; 2412MHz
 Plane : E2
 Data Rate : 11
 Scanner : A12

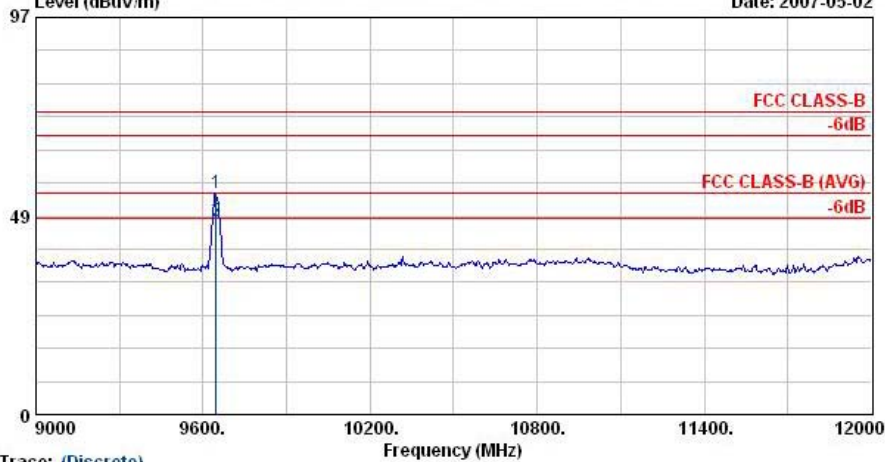
	Freq	Level	Over Limit	Limit Line	ReadAntenna Level	Antenna Factor	Cable Loss	Preamp Factor	Ant Pos	Table Pos	Remark
	MHz	dBuV/m	dB	dBuV/m	dBuV	dB/m	dB	dB	cm	deg	
1	7236.00	56.64	-17.36	74.00	46.47	38.29	7.78	35.90	100	0	Peak
2 @	7236.00	48.39	-5.61	54.00	38.20	38.33	7.78	35.92	100	287	Average



FCC/IC TEST REPORT

Report No. : FR710210-01

Data: 6 File: D:\Project\2007Q2\Case\710210-01\Part15C\528\MLAN\12\11b Tx_Ch01.EMI (18) Date: 2007-05-02

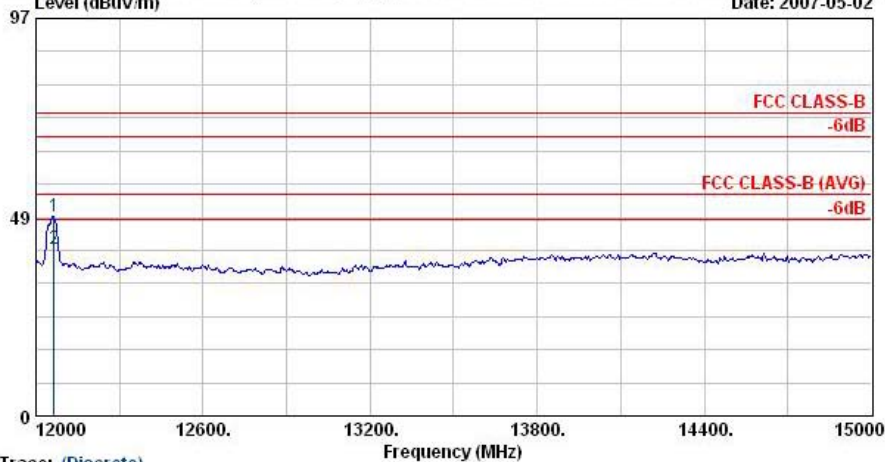


Trace: (Discrete)

Site : 03CH06-HY
 Condition : HF-ANT(6-18)-060918 HORIZONTAL
 EUT : PDA
 Power : 120Vac/60Hz
 Model : FR 710210-01
 Memo : 11b Tx_Ch01;2412MHz
 Plane : E2
 Data Rate : 11
 Scanner : A12

	Freq	Level	Over	Limit	Read	Antenna	Cable	Preamp	Ant	Table	Remark
	MHz	dBuV/m	dB	dBuV/m	dBuV	dB/m	dB	dB	cm	deg	
1	9648.00	53.99	-20.01	74.00	91.64	-10.09	9.12	36.68	100	0	Peak
2 @	9648.00	47.20	-8.80	54.00	84.83	-10.07	9.12	36.68	100	236	Average

Data: 7 File: D:\Project\2007Q2\Case\710210-01\Part15C\528\MLAN\12\11b Tx_Ch01.EMI (18) Date: 2007-05-02



Trace: (Discrete)

Site : 03CH06-HY
 Condition : HF-ANT(6-18)-060918 HORIZONTAL
 EUT : PDA
 Power : 120Vac/60Hz
 Model : FR 710210-01
 Memo : 11b Tx_Ch01;2412MHz
 Plane : E2
 Data Rate : 11
 Scanner : A12

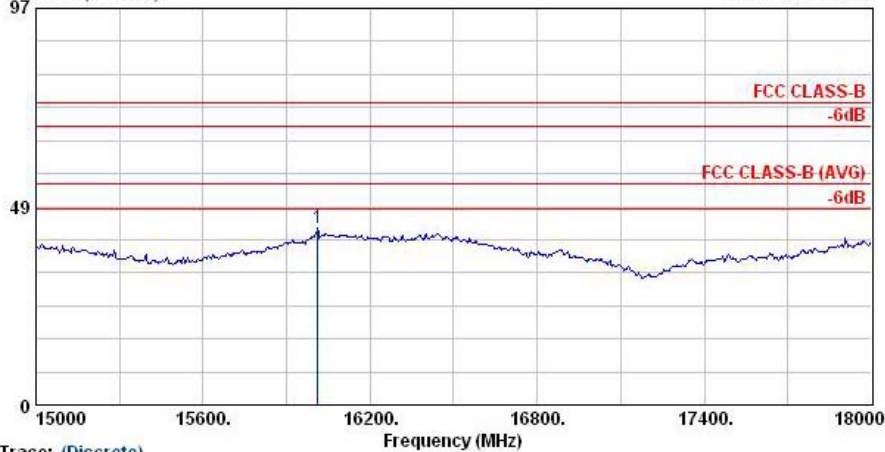
	Freq	Level	Over	Limit	Read	Antenna	Cable	Preamp	Ant	Table	Remark
	MHz	dBuV/m	dB	dBuV/m	dBuV	dB/m	dB	dB	cm	deg	
1	12066.00	48.77	-25.23	74.00	84.52	-9.84	10.65	36.56	100	0	Peak
2	12066.00	40.85	-13.15	54.00	76.60	-9.84	10.65	36.56	100	277	Average



FCC/IC TEST REPORT

Report No. : FR710210-01

Data: 8 File: D:\Project\2007Q2\2578\710210-01\Part15C\528\MLAN\12\11b Tx_Ch01.EMI (18) Date: 2007-05-02

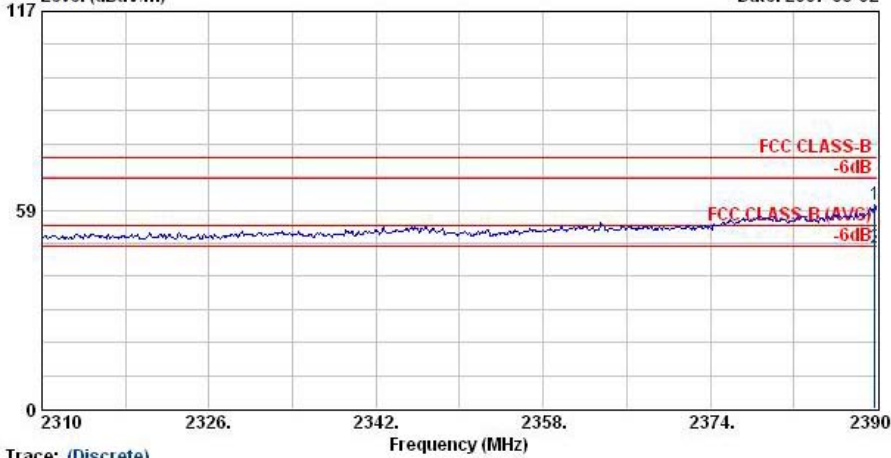


Trace: (Discrete)

Site : 03CH06-RV
 Condition : HF-ANT(6-16)-060916 HORIZONTAL
 EUT : PDA
 Power : 120Vac/60Hz
 Model : FR 710210-01
 Memo : 11b Tx_Ch01;2412MHz
 Plane : E2
 Data Rate : 11
 Scanner : A12

	Freq	Level	Over Limit	Limit Line	ReadAntenna Level	Antenna Factor	Cable Loss	Preamp Factor	Ant Pos	Table Pos	Remark
	MHz	dBuV/m	dB	dBuV/m	dBuV	dB/m	dB	dB	cm	deg	
1	16011.00	43.43	-30.57	74.00	71.81	-4.02	11.77	36.13	---	---	Peak

Data: 17 File: D:\Project\2007Q2\2578\710210-01\Part15C\528\MLAN\12\11b Tx_Ch01.EMI (18) Date: 2007-05-02



Trace: (Discrete)

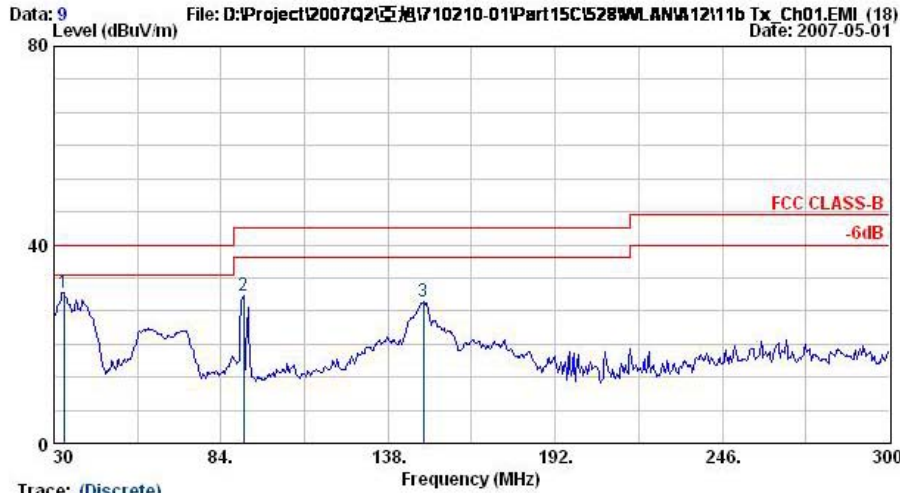
Site : 03CH06-RV
 Condition : HF-ANT-060410 HORIZONTAL
 EUT : PDA
 Power : 120Vac/60Hz
 Model : FR 710210-01
 Memo : 11b Tx_Ch01;2412MHz
 Plane : E2
 Data Rate : 11
 Scanner : A12

	Freq	Level	Over Limit	Limit Line	ReadAntenna Level	Antenna Factor	Cable Loss	Preamp Factor	Ant Pos	Table Pos	Remark
	MHz	dBuV/m	dB	dBuV/m	dBuV	dB/m	dB	dB	cm	deg	
1	2389.76	60.14	-13.86	74.00	61.59	30.26	3.75	35.46	100	0	Peak
2 @	2389.76	47.49	-6.51	54.00	48.94	30.26	3.75	35.46	114	308	Average



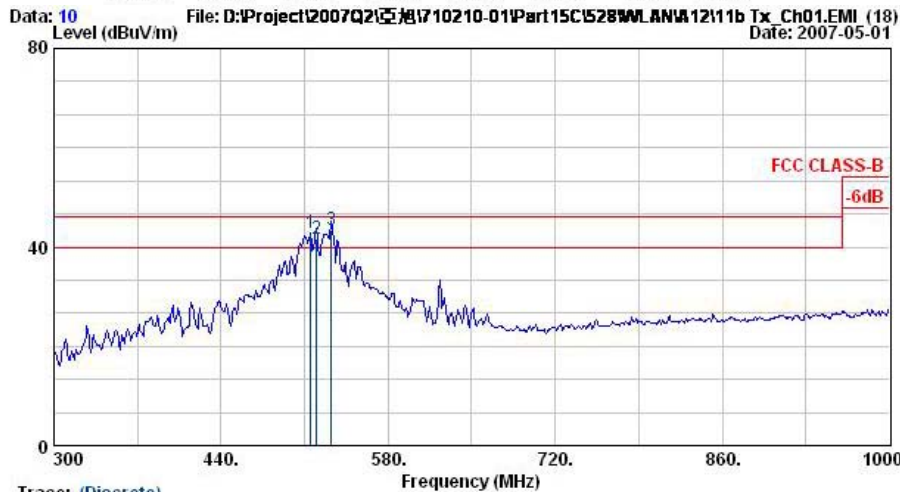
- Polarization : Vertical

The test that passed at minimum margin was marked by the frame in the following table.



Trace: (Discrete)
 Site : 03CH06-HY
 Condition : LF-ANT(851121) VERTICAL
 EUT : PDA
 Power : 120Vac/60Hz
 Model : FR 710210-01
 Memo : 11b Tx_Ch01;2412MHz
 Plane : E2
 Data Rate : 11
 Scanner : A12

	Freq	Level	Over	Limit	Read	Antenna	Cable	Preamp	Ant	Table	Remark
	MHz	dBuV/m	dB	dBuV/m	dBuV	dB/m	dB	dB	cm	deg	
1	33.24	30.40	-9.60	40.00	43.35	17.54	0.86	31.36	---	---	Peak
2	91.29	29.87	-13.63	43.50	50.44	9.23	1.33	31.12	---	---	Peak
3	149.34	28.56	-14.94	43.50	47.42	10.39	1.82	31.07	---	---	Peak

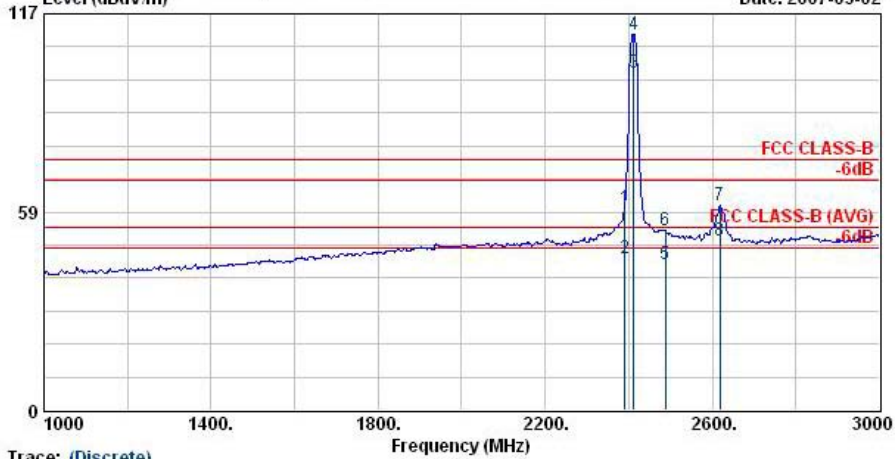


Trace: (Discrete)
 Site : 03CH06-HY
 Condition : LF-ANT(851121) VERTICAL
 EUT : PDA
 Power : 120Vac/60Hz
 Model : FR 710210-01
 Memo : 11b Tx_Ch01;2412MHz
 Plane : E2
 Data Rate : 11
 Scanner : A12

	Freq	Level	Over	Limit	Read	Antenna	Cable	Preamp	Ant	Table	Remark
	MHz	dBuV/m	dB	dBuV/m	dBuV	dB/m	dB	dB	cm	deg	
1 @	514.90	42.86	-3.14	46.00	52.48	17.58	3.57	30.77	---	---	Peak
2 @	519.80	41.56	-4.44	46.00	51.10	17.63	3.60	30.77	100	300	QP
3 @	532.40	43.56	-2.44	46.00	52.90	17.76	3.65	30.75	100	349	QP



Data: 11 File: D:\Project\2007Q2\2710210-01\Part15C\528WLANA12111b Tx_Ch01.EMI (18) Level (dBuV/m) Date: 2007-05-02



Trace: (Discrete)

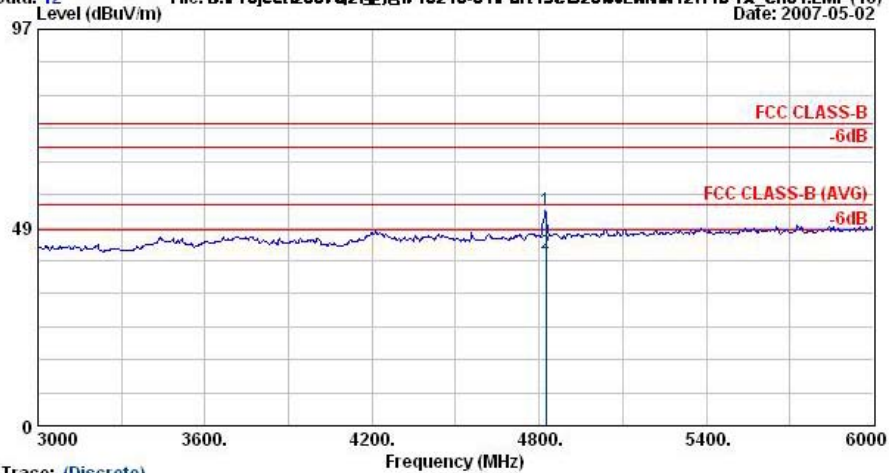
Site : 03CH06-HY
 Condition : RF-ANT-060410 VERTICAL
 EUT : PDA
 Power : 120Vac/60Hz
 Model : FR 710210-01
 Memo : 11b Tx_Ch01; 2412MHz
 Plane : E2
 Data Rate : 11
 Scanner : A12

	Freq	Level	Over	Limit	Read	Antenna	Cable	Preamp	Ant	Table	
	MHz	dBuV/m	Limit	Line	Level	Factor	Loss	Factor	Pos	Pos	Remark
			dB	dBuV/m	dBuV	dB/m	dB	dB	cm	deg	
1	2389.92	59.46	-14.54	74.00	60.91	30.26	3.75	35.46	100	0	Peak
2	2389.92	44.90	-9.10	54.00	46.35	30.26	3.75	35.46	120	175	Average
3 @	2412.00	99.58			101.00	30.27	3.77	35.46	120	175	Average
4 @	2412.00	111.12			112.54	30.27	3.77	35.46	100	0	Peak
5	2488.00	42.90	-11.10	54.00	44.25	30.30	3.86	35.51	120	175	Average
6	2488.00	52.91	-21.09	74.00	54.26	30.30	3.86	35.51	100	0	Peak
7	2618.00	60.46	-13.54	74.00	61.87	30.14	3.98	35.52	100	0	Peak
8 @	2618.00	50.11	-3.89	54.00	51.52	30.14	3.98	35.52	130	135	Average

Remark: #3 and #4 Fundamental Signal



Data: 12 File: D:\Project\2007Q2\亞地\710210-01\Part15C\528WLANA12\11b Tx_Ch01.EMI (18) Date: 2007-05-02

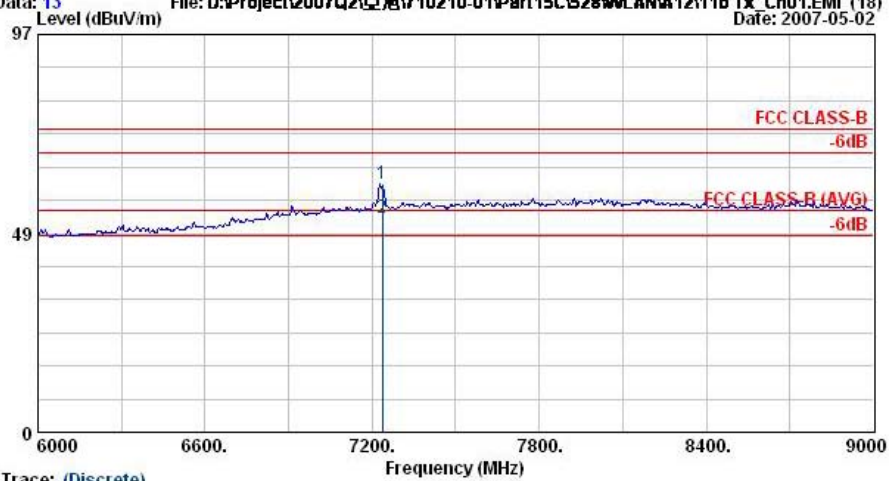


Trace: (Discrete)

Site : D3CH06-HY
 Condition : HF-ANT-060410 VERTICAL
 EUT : PDA
 Power : 120Vac/60Hz
 Model : FR 710210-01
 Memo : 11b Tx_Ch01;2412MHz
 Plane : E2
 Data Rate : 11
 Scanner : A12

	Freq	Level	Over Limit	Limit Line	Read Level	Antenna Factor	Cable Loss	Preamp Factor	Ant Pos	Table Pos	Remark
	MHz	dBuV/m	dB	dBuV/m	dBuV	dB/m	dB	dB	cm	deg	
1	4824.00	52.59	-21.41	74.00	49.92	32.94	5.84	36.12	100	0	Peak
2	4824.00	42.37	-11.63	54.00	39.70	32.94	5.84	36.12	100	338	Average

Data: 13 File: D:\Project\2007Q2\亞地\710210-01\Part15C\528WLANA12\11b Tx_Ch01.EMI (18) Date: 2007-05-02



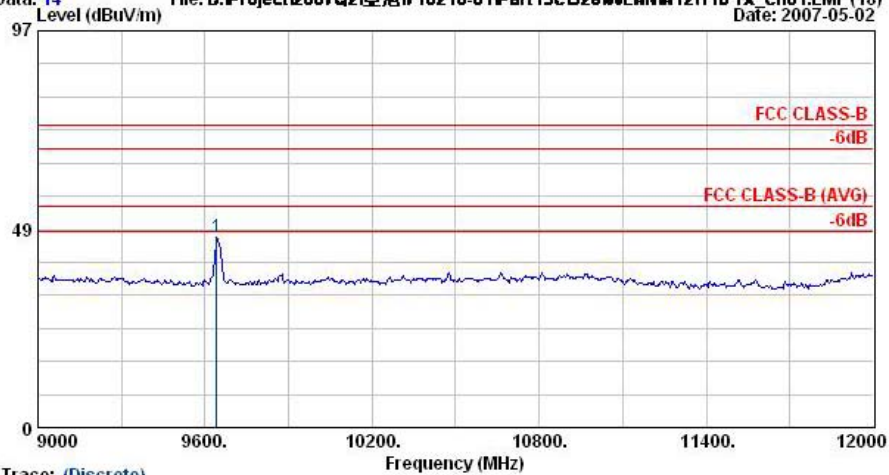
Trace: (Discrete)

Site : D3CH06-HY
 Condition : HF-ANT-060410 VERTICAL
 EUT : PDA
 Power : 120Vac/60Hz
 Model : FR 710210-01
 Memo : 11b Tx_Ch01;2412MHz
 Plane : E2
 Data Rate : 11
 Scanner : A12

	Freq	Level	Over Limit	Limit Line	Read Level	Antenna Factor	Cable Loss	Preamp Factor	Ant Pos	Table Pos	Remark
	MHz	dBuV/m	dB	dBuV/m	dBuV	dB/m	dB	dB	cm	deg	
1	7236.00	60.73	-13.27	74.00	50.56	38.29	7.78	35.90	100	0	Peak
2 @	7236.00	52.39	-1.61	54.00	42.20	38.33	7.78	35.92	100	311	Average



Data: 14 File: D:\Project\2007Q2\2007-05-02\710210-01\Part15C\528\WLAN\12\11b Tx_Ch01.EMI (18) Date: 2007-05-02

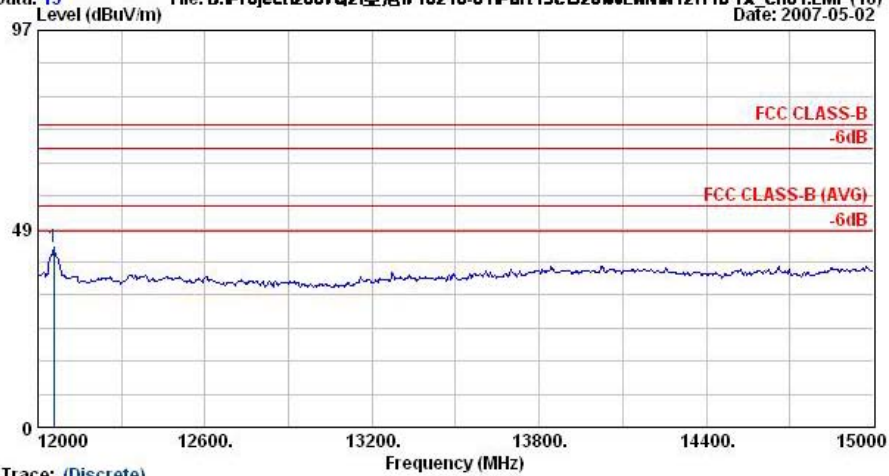


Trace: (Discrete)

Site : 03CH06-HV
 Condition : HF-ANT(8-16)-060918 VERTICAL
 EUT : PDA
 Power : 120Vac/60Hz
 Model : FR 710210-01
 Memo : 11b Tx_Ch01;2412MHz
 Plane : E2
 Data Rate : 11
 Scanner : A12

	Freq	Level	Over	Limit	Read	Antenna	Cable	Preamp	Ant	Table	Remark
	MHz	dBuV/m	dB	dBuV/m	dBuV	dB/m	dB	dB	cm	deg	
1	9642.00	46.41	-27.59	74.00	84.07	-10.09	9.12	36.68	---	---	Peak

Data: 15 File: D:\Project\2007Q2\2007-05-02\710210-01\Part15C\528\WLAN\12\11b Tx_Ch01.EMI (18) Date: 2007-05-02



Trace: (Discrete)

Site : 03CH06-HV
 Condition : HF-ANT(8-16)-060918 VERTICAL
 EUT : PDA
 Power : 120Vac/60Hz
 Model : FR 710210-01
 Memo : 11b Tx_Ch01;2412MHz
 Plane : E2
 Data Rate : 11
 Scanner : A12

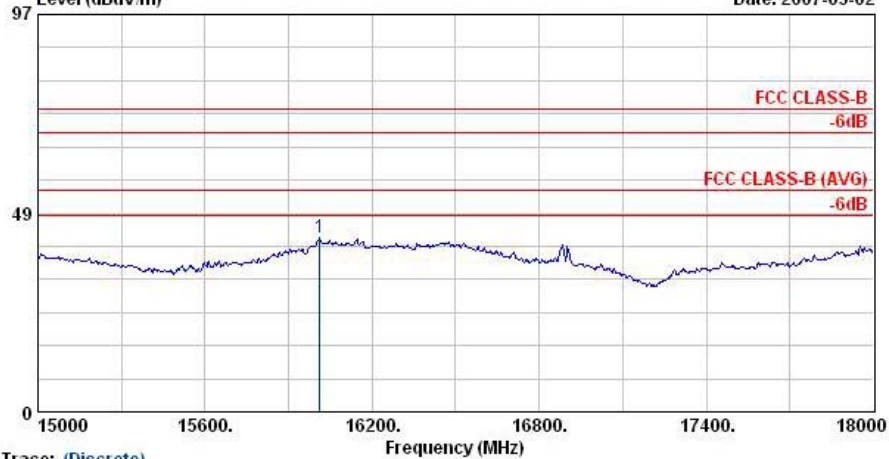
	Freq	Level	Over	Limit	Read	Antenna	Cable	Preamp	Ant	Table	Remark
	MHz	dBuV/m	dB	dBuV/m	dBuV	dB/m	dB	dB	cm	deg	
1	12057.00	43.86	-30.14	74.00	79.58	-9.80	10.65	36.56	---	---	Peak



FCC/IC TEST REPORT

Report No. : FR710210-01

Data: 16 File: D:\Project\2007Q2\271710210-01\Part15C\528WLANA12111b Tx_Ch01.EMI (18)
 Level (dBuV/m) Date: 2007-05-02

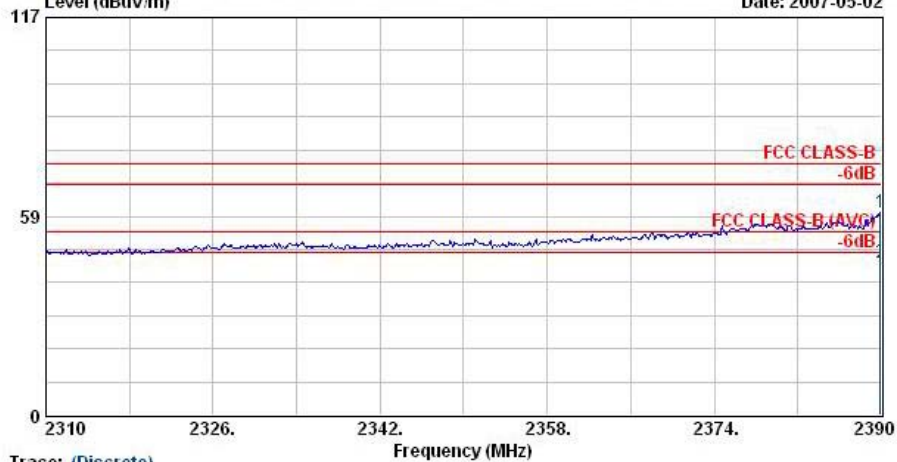


Trace: (Discrete)

Site : 03CH06-HY
 Condition : HF-ANT(8-16)-060918 VERTICAL
 EUT : PDA
 Power : 120Vac/60Hz
 Model : FR 710210-01
 Memo : 11b Tx_Ch01;2412MHz
 Plane : E2
 Data Rate : 11
 Scanner : A12

	Freq	Level	Over Limit	Limit Line	Read Level	Antenna Factor	Cable Loss	Preamp Factor	Ant Pos	Table Pos	Remark
	MHz	dBuV/m	dB	dBuV/m	dBuV	dB/m	dB	dB	cm	deg	
1	16011.00	42.40	-31.60	74.00	70.78	-4.02	11.77	36.13	---	---	Peak

Data: 18 File: D:\Project\2007Q2\271710210-01\Part15C\528WLANA12111b Tx_Ch01.EMI (18)
 Level (dBuV/m) Date: 2007-05-02



Trace: (Discrete)

Site : 03CH06-HY
 Condition : HF-ANT-060410 VERTICAL
 EUT : PDA
 Power : 120Vac/60Hz
 Model : FR 710210-01
 Memo : 11b Tx_Ch01;2412MHz
 Plane : E2
 Data Rate : 11
 Scanner : A12

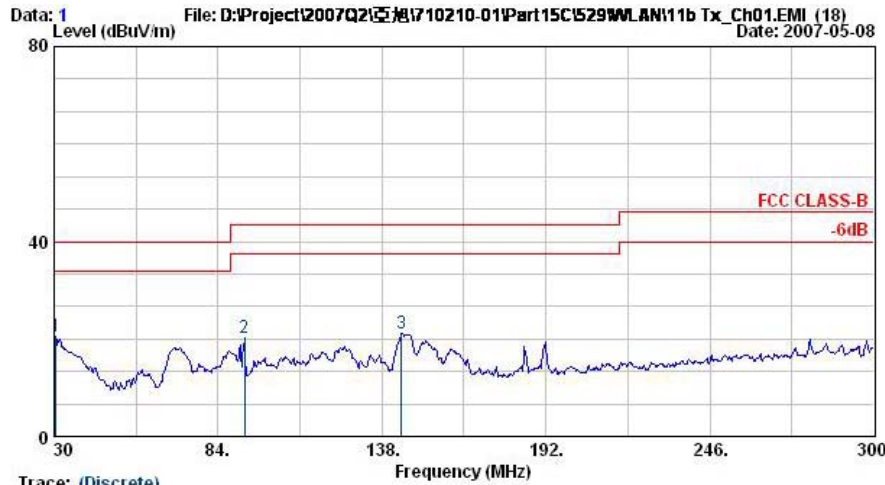
	Freq	Level	Over Limit	Limit Line	Read Level	Antenna Factor	Cable Loss	Preamp Factor	Ant Pos	Table Pos	Remark
	MHz	dBuV/m	dB	dBuV/m	dBuV	dB/m	dB	dB	cm	deg	
1	2389.92	59.46	-14.54	74.00	60.91	30.26	3.75	35.46	100	0	Peak
2 @	2389.92	44.90	-9.10	54.00	46.35	30.26	3.75	35.46	120	175	Average

Remark: There is no more obvious spurious emission except the listings above.



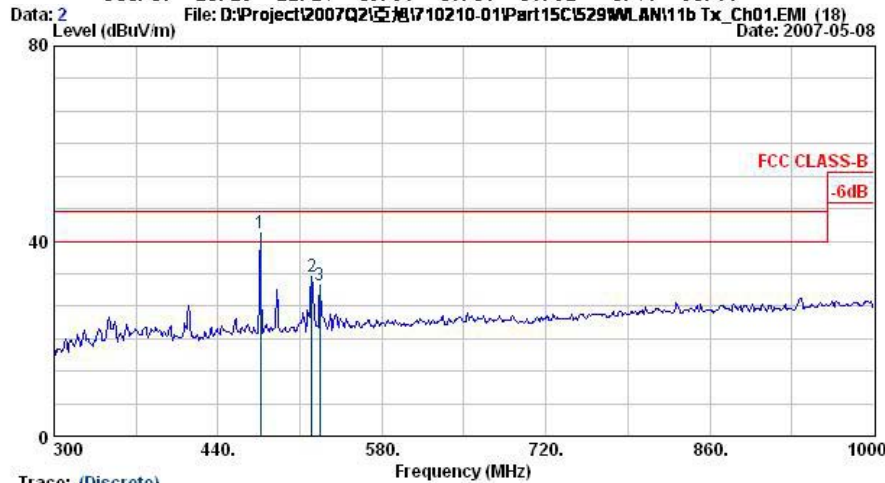
- Test Mode : Mode 19
- Polarization : Horizontal

The test that passed at minimum margin was marked by the frame in the following table.



Trace: (Discrete)
 Site : 03CH06-HY
 Condition : LF-ANT(951121) HORIZONTAL
 EUT : PDA
 Power : 120Vac/60Hz
 Model : FR 710210-01
 Memo : 11b Tx_Ch01;2412MHz+Pistol Grips
 Plane : E2
 Data Rate : 11
 Scanner : A4

	Freq	Level	Over Limit	Limit Line	ReadAntenna Level	Antenna Factor	Cable Loss	Preamp Factor	Ant Pos	Table Pos	Remark
	MHz	dBuV/m	dB	dBuV/m	dBuV	dB/m	dB	dB	cm	deg	
1 @	30.54	20.65	-19.35	40.00	32.28	18.95	0.85	31.43	---	---	Peak
2	92.64	20.13	-23.37	43.50	40.27	9.62	1.35	31.11	---	---	Peak
3	144.48	21.23	-22.27	43.50	40.18	10.32	1.78	31.06	---	---	Peak



Trace: (Discrete)
 Site : 03CH06-HY
 Condition : LF-ANT(951121) HORIZONTAL
 EUT : PDA
 Power : 120Vac/60Hz
 Model : FR 710210-01
 Memo : 11b Tx_Ch01;2412MHz+Pistol Grips
 Plane : E2
 Data Rate : 11
 Scanner : A4

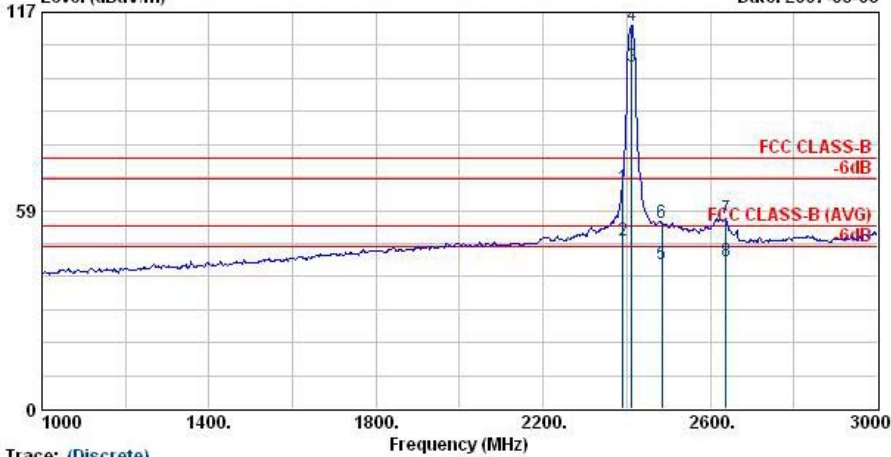
	Freq	Level	Over Limit	Limit Line	ReadAntenna Level	Antenna Factor	Cable Loss	Preamp Factor	Ant Pos	Table Pos	Remark
	MHz	dBuV/m	dB	dBuV/m	dBuV	dB/m	dB	dB	cm	deg	
1 @	476.40	41.51	-4.49	46.00	51.86	17.03	3.43	30.81	100	227	Peak
2 @	519.80	32.65	-13.35	46.00	42.19	17.63	3.60	30.77	---	---	Peak
3 @	526.80	30.92	-15.08	46.00	40.35	17.70	3.63	30.76	---	---	Peak



FCC/IC TEST REPORT

Report No. : FR710210-01

Data: 3 File: D:\Project\2007Q2\5710210-01\Part15C\529\MLAN11b Tx_Ch01.EMI (18) Date: 2007-05-08
 Level (dBuV/m)



Trace: (Discrete)

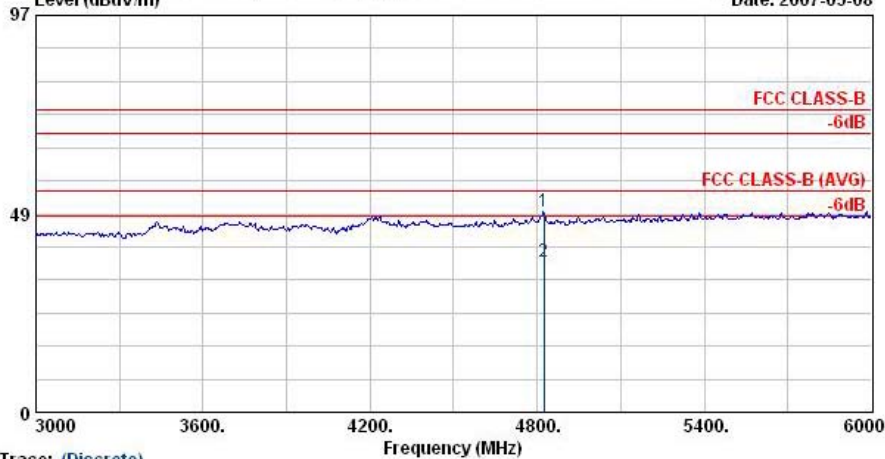
Site : 03CH06-HV
 Condition : HF-ANT-060410 HORIZONTAL
 EUT : PDA
 Power : 120Vac/60Hz
 Model : FR 710210-01
 Memo : 11b Tx_Ch01;2412MHz+Pistol Grips
 Plane : E2
 Data Rate : 11
 Scanner : A4

	Freq	Level	Over	Limit	Read	Antenna	Cable	Preamp	Ant	Table	Remark
	MHz	dBuV/m	dB	dBuV/m	dBuV	dB/m	dB	dB	cm	deg	
1 @	2389.92	65.22	-8.78	74.00	66.67	30.26	3.75	35.46	100	0	Peak
2 @	2389.92	49.72	-4.28	54.00	51.17	30.26	3.75	35.46	100	336	Average
3 @	2412.00	100.98			102.40	30.27	3.77	35.46	100	336	Average
4 @	2412.00	113.26			114.68	30.27	3.77	35.46	100	0	Peak
5 @	2484.00	42.58	-11.42	54.00	43.94	30.29	3.86	35.51	100	336	Average
6 @	2484.00	54.67	-19.33	74.00	56.03	30.29	3.86	35.51	100	0	Peak
7 @	2638.00	55.97	-18.03	74.00	57.38	30.11	4.00	35.52	100	0	Peak
8 @	2638.00	43.32	-10.68	54.00	44.73	30.11	4.00	35.52	100	12	Average

Remark: #3 and #4 Fundamental Signal



Data: 4 File: D:\Project\2007Q2\578\710210-01\Part15C\529\MLAN11b Tx_Ch01.EMI (18) Date: 2007-05-08

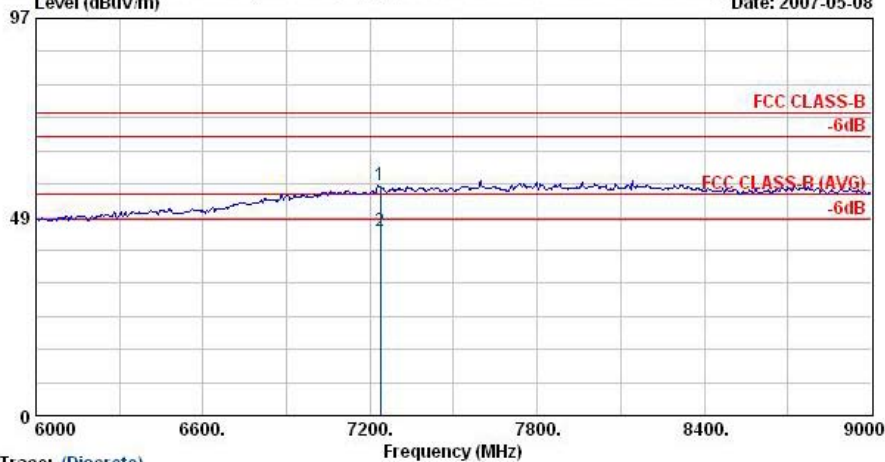


Trace: (Discrete)

Site : 03CH06-RY
 Condition : HF-ANT-060410 HORIZONTAL
 EUT : PDA
 Power : 120Vac/60Hz
 Model : FR 710210-01
 Memo : 11b Tx_Ch01;2412MHz+Pistol Grips
 Plane : E2
 Data Rate : 11
 Scanner : A4

	Freq	Level	Over	Limit	Read	Antenna	Cable	Preamp	Ant	Table	Remark
	MHz	dBuV/m	dB	dBuV/m	dBuV	dB/m	dB	dB	cm	deg	
1	4824.00	48.90	-25.10	74.00	46.23	32.94	5.84	36.12	100	0	Peak
2 @	4824.00	36.90	-17.10	54.00	34.23	32.94	5.84	36.12	100	225	Average

Data: 5 File: D:\Project\2007Q2\578\710210-01\Part15C\529\MLAN11b Tx_Ch01.EMI (18) Date: 2007-05-08



Trace: (Discrete)

Site : 03CH06-RY
 Condition : HF-ANT-060410 HORIZONTAL
 EUT : PDA
 Power : 120Vac/60Hz
 Model : FR 710210-01
 Memo : 11b Tx_Ch01;2412MHz+Pistol Grips
 Plane : E2
 Data Rate : 11
 Scanner : A4

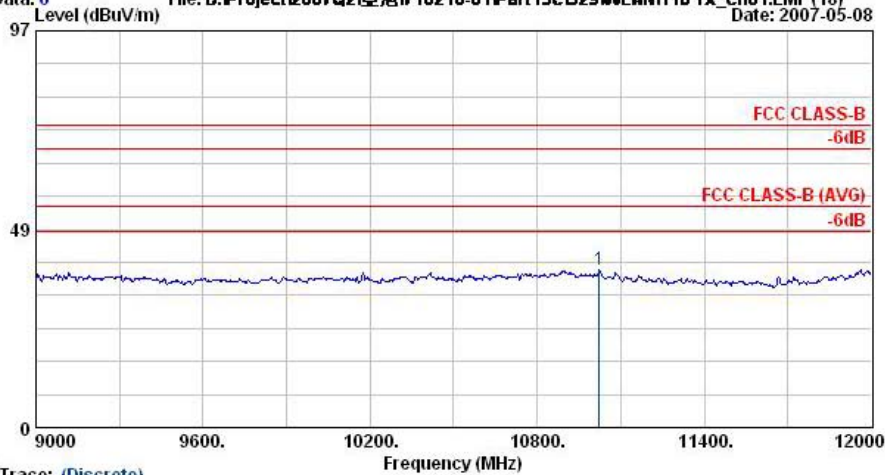
	Freq	Level	Over	Limit	Read	Antenna	Cable	Preamp	Ant	Table	Remark
	MHz	dBuV/m	dB	dBuV/m	dBuV	dB/m	dB	dB	cm	deg	
1 @	7236.00	56.09	-17.91	74.00	45.92	38.29	7.78	35.90	100	0	Peak
2 @	7236.00	45.11	-8.89	54.00	34.92	38.33	7.78	35.92	100	304	Average



FCC/IC TEST REPORT

Report No. : FR710210-01

Data: 6 File: D:\Project\2007Q2\578\710210-01\Part15C\529\WLAN\11b Tx_Ch01.EMI (18) Date: 2007-05-08

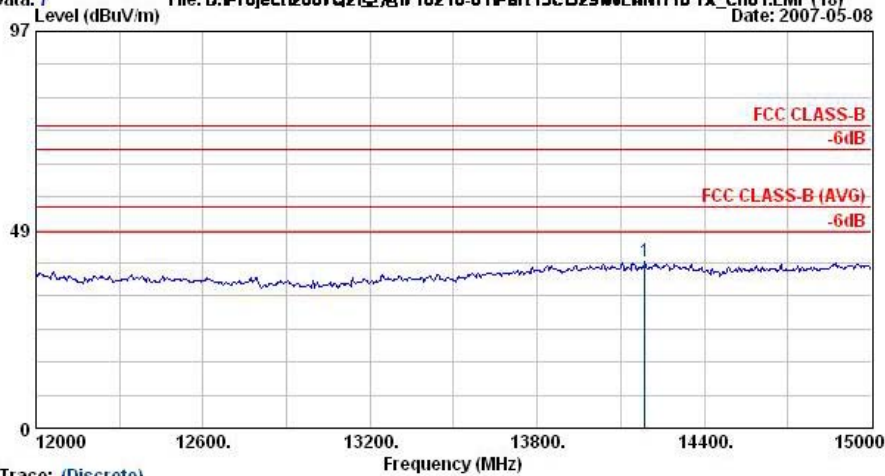


Trace: (Discrete)

Site : 03CH06-RV
 Condition : HF-ANT(6-18)-060918 HORIZONTAL
 EUT : PDA
 Power : 120Vac/60Hz
 Model : FR 710210-01
 Memo : 11b Tx_Ch01;2412MHz+Pistol Grips
 Plane : E2
 Data Rate : 11
 Scanner : A4

	Freq	Level	Over Limit	Limit Line	ReadAntenna Level	Antenna Factor	Cable Loss	Preamp Factor	Ant Pos	Table Pos	Remark
	MHz	dBuV/m	dB	dBuV/m	dBuV	dB/m	dB	dB	cm	deg	
1	11022.00	38.73	-35.27	74.00	73.28	-8.44	9.88	35.99	---	---	Peak

Data: 7 File: D:\Project\2007Q2\578\710210-01\Part15C\529\WLAN\11b Tx_Ch01.EMI (18) Date: 2007-05-08



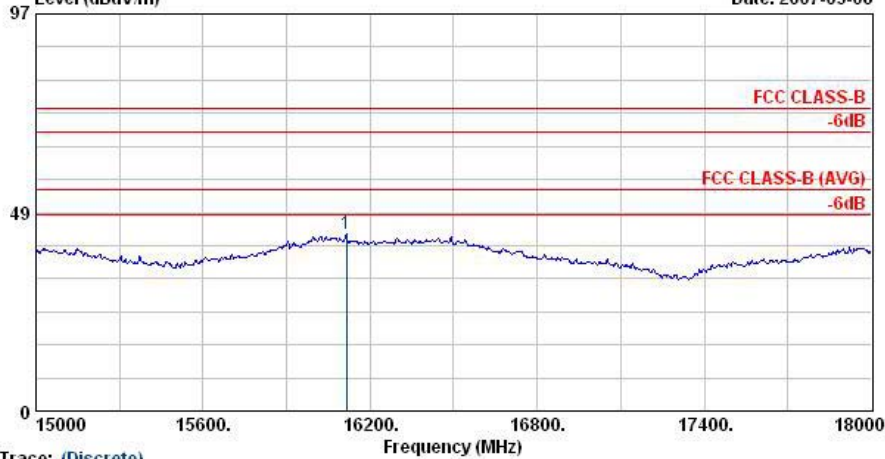
Trace: (Discrete)

Site : 03CH06-RV
 Condition : HF-ANT(6-18)-060918 HORIZONTAL
 EUT : PDA
 Power : 120Vac/60Hz
 Model : FR 710210-01
 Memo : 11b Tx_Ch01;2412MHz+Pistol Grips
 Plane : E2
 Data Rate : 11
 Scanner : A4

	Freq	Level	Over Limit	Limit Line	ReadAntenna Level	Antenna Factor	Cable Loss	Preamp Factor	Ant Pos	Table Pos	Remark
	MHz	dBuV/m	dB	dBuV/m	dBuV	dB/m	dB	dB	cm	deg	
1	14187.00	40.60	-33.40	74.00	70.11	-6.29	11.67	34.89	---	---	Peak



Data: 8 File: D:\Project\2007Q2\518\710210-01\Part15C\529\MLAN11b Tx_Ch01.EMI (18) Date: 2007-05-08

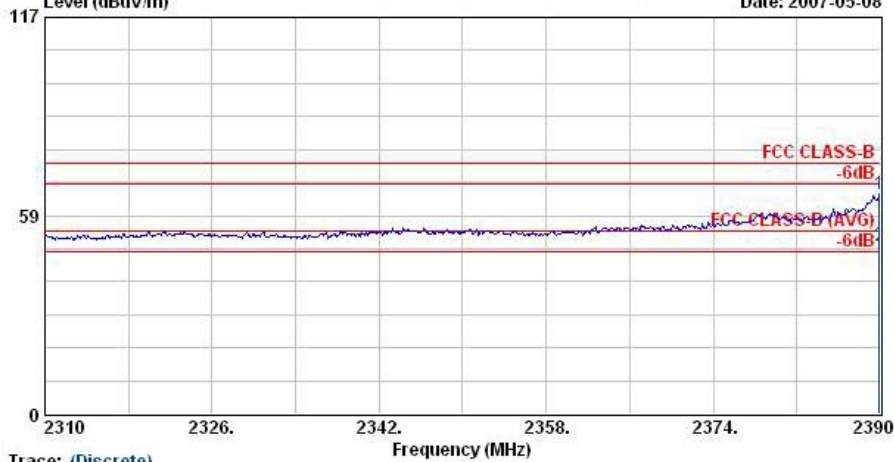


Trace: (Discrete)

Site : 03CH06-HV
 Condition : HF-ANT(6-18)-060918 HORIZONTAL
 EDT : PDA
 Power : 120Vac/60Hz
 Model : FR 710210-01
 Memo : 11b Tx_Ch01;2412MHz+Pistol Grips
 Plane : E2
 Data Rate : 11
 Scanner : A4

	Freq	Level	Over Limit	Limit Line	ReadAntenna Level	Antenna Factor	Cable Loss	Preamp Factor	Ant Pos	Table Pos	Remark
	MHz	dBuV/m	dB	dBuV/m	dBuV	dB/m	dB	dB	cm	deg	
1	16116.00	43.14	-30.86	74.00	71.67	-5.39	11.80	34.94	---	---	Peak

Data: 17 File: D:\Project\2007Q2\518\710210-01\Part15C\529\MLAN11b Tx_Ch01.EMI (18) Date: 2007-05-08



Trace: (Discrete)

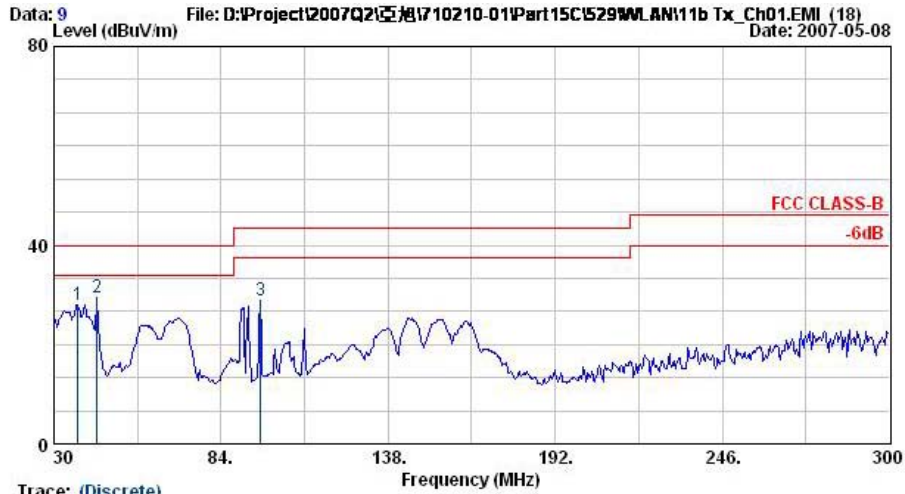
Site : 03CH06-HV
 Condition : HF-ANT-060410 HORIZONTAL
 EDT : PDA
 Power : 120Vac/60Hz
 Model : FR 710210-01
 Memo : 11b Tx_Ch01;2412MHz+Pistol Grips
 Plane : E2
 Data Rate : 11
 Scanner : A4

	Freq	Level	Over Limit	Limit Line	ReadAntenna Level	Antenna Factor	Cable Loss	Preamp Factor	Ant Pos	Table Pos	Remark
	MHz	dBuV/m	dB	dBuV/m	dBuV	dB/m	dB	dB	cm	deg	
1 @	2389.92	64.82	-9.18	74.00	66.27	30.26	3.75	35.46	100	0	Peak
2 @	2389.92	49.72	-4.28	54.00	51.17	30.26	3.75	35.46	100	336	Average



- Polarization : Vertical

The test that passed at minimum margin was marked by the frame in the following table.

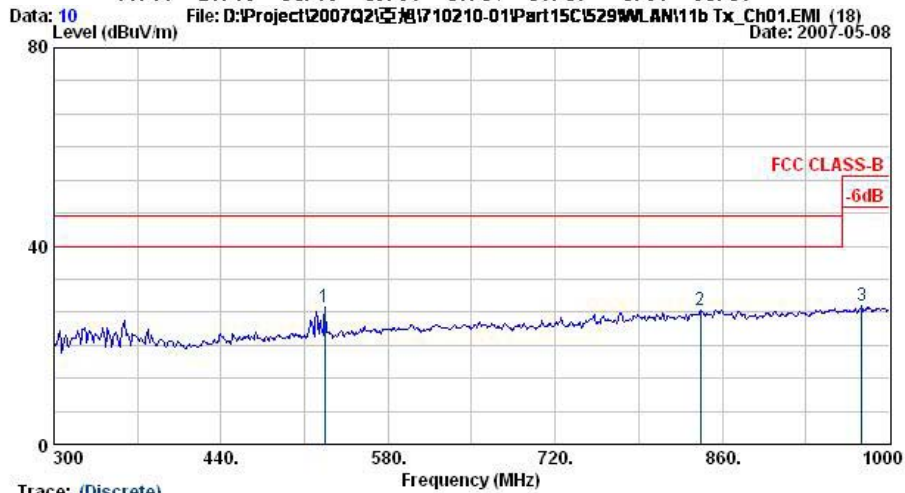


Trace: (Discrete)

```

Site      : D3CH06-HY
Condition : LF-ANT(951121) VERTICAL
EUT      : PDA
Power     : 120Vac/60Hz
Model    : FR 710210-01
Memo     : 11b Tx_Ch01;2412MHz+Pistol Grips
Plane    : E2
Data Rate : 11
Scanner   : A4
    
```

	Freq	Level	Over	Limit	Read	Antenna	Cable	Preamp	Ant	Table	Remark
	MHz	dBuV/m	dB	dBuV/m	dBuV	dB/m	dB	dB	cm	deg	
1 @	37.83	27.99	-12.01	40.00	43.77	14.56	0.90	31.24	---	---	Peak
2 @	44.04	29.37	-10.63	40.00	48.04	11.52	0.93	31.12	100	238	Peak
3 @	96.69	28.85	-14.65	43.50	48.17	10.40	1.38	31.10	---	---	Peak



Trace: (Discrete)

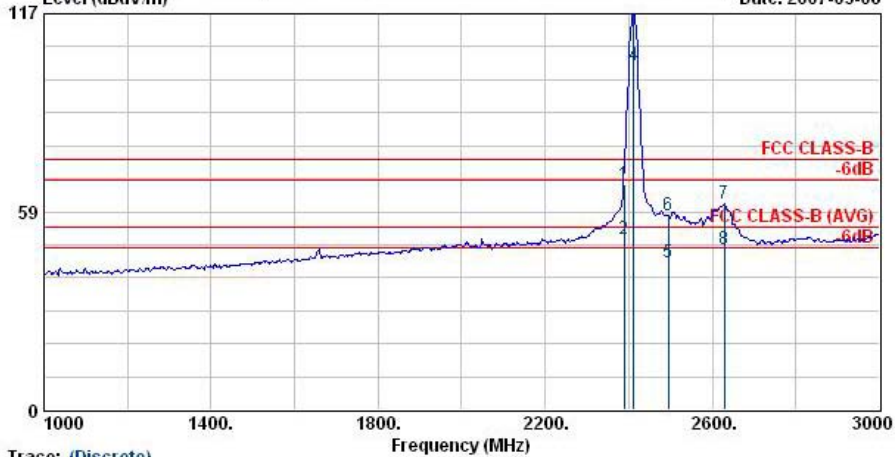
```

Site      : D3CH06-HY
Condition : LF-ANT(951121) VERTICAL
EUT      : PDA
Power     : 120Vac/60Hz
Model    : FR 710210-01
Memo     : 11b Tx_Ch01;2412MHz+Pistol Grips
Plane    : E2
Data Rate : 11
Scanner   : A4
    
```

	Freq	Level	Over	Limit	Read	Antenna	Cable	Preamp	Ant	Table	Remark
	MHz	dBuV/m	dB	dBuV/m	dBuV	dB/m	dB	dB	cm	deg	
1 @	526.80	27.76	-18.24	46.00	37.19	17.70	3.63	30.76	---	---	Peak
2 @	841.80	27.19	-18.81	46.00	32.86	20.12	4.65	30.44	---	---	Peak
3	976.90	27.88	-26.12	54.00	32.02	21.07	5.06	30.27	---	---	Peak



Data: 11 File: D:\Project\2007Q2\2710710210-01\Part15C\529\WLAN\11b Tx_Ch01.EMI (18) Level (dBuV/m) Date: 2007-05-08



Trace: (Discrete)

Site : 03CH06-HY
Condition : HF-ANT-060410 VERTICAL
EUT : PDA
Power : 120Vac/60Hz
Model : FR 710210-01
Memo : 11b Tx_Ch01;2412MHz+Pistol Grips
Plane : E2
Data Rate : 11
Scanner : A4

	Freq	Level	Over	Limit	Read	Antenna	Cable	Preamp	Ant	Table	Remark
	MHz	dBuV/m	Limit	Line	Level	Factor	Loss	Factor	Pos	Pos	
			dB	dBuV/m	dBuV	dB/m	dB	dB	cm	deg	
1 @	2389.52	66.74	-7.26	74.00	68.17	30.26	3.75	35.44	100	0	Peak
2 @	2389.52	50.59	-3.41	54.00	52.02	30.26	3.75	35.44	100	279	Average
3 @	2412.00	116.76			118.17	30.27	3.77	35.46	100	0	Peak
4 @	2412.00	101.68			103.10	30.27	3.77	35.46	100	279	Average
5 @	2494.00	43.54	-10.46	54.00	44.89	30.30	3.88	35.53	100	279	Average
6 @	2494.00	57.53	-16.47	74.00	58.87	30.30	3.88	35.53	100	0	Peak
7 @	2628.00	60.91	-13.09	74.00	62.32	30.11	4.00	35.52	100	0	Peak
8 @	2628.00	47.47	-6.53	54.00	48.88	30.11	4.00	35.52	100	75	Average

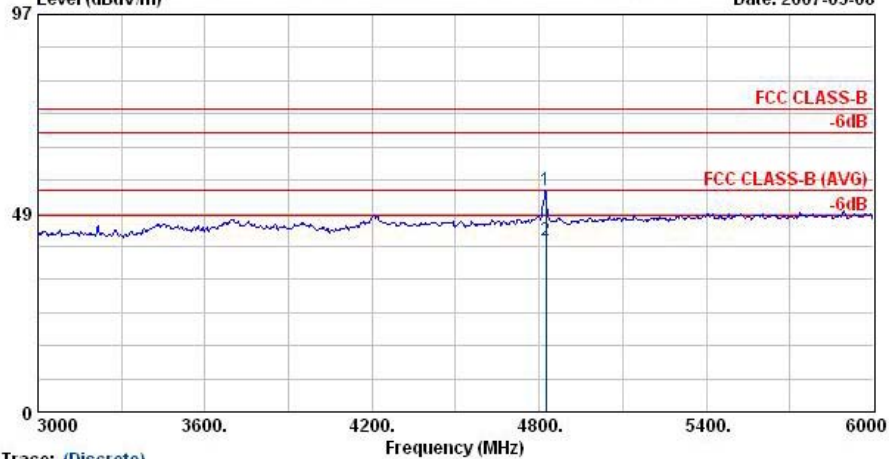
Remark: #3 and #4 Fundamental Signal



FCC/IC TEST REPORT

Report No. : FR710210-01

Data: 12 File: D:\Project\2007Q2\5781710210-01\Part15C\529\WLAN\11b Tx_Ch01.EMI (18)
 Level (dBuV/m) Date: 2007-05-08

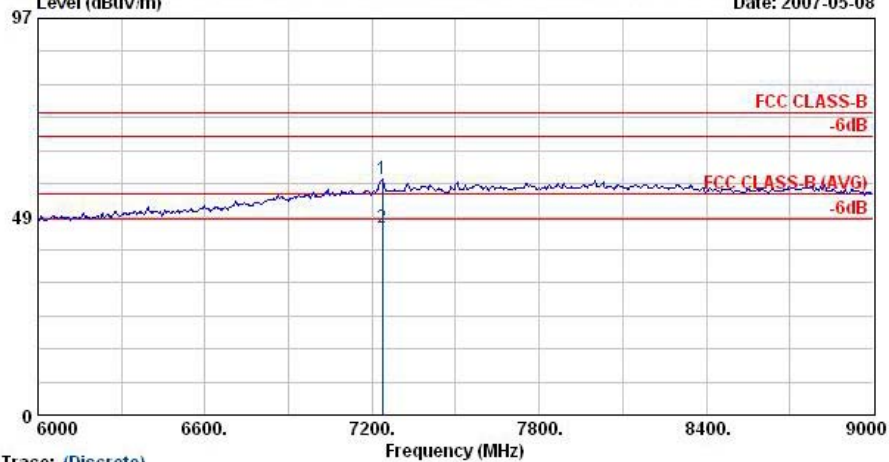


Trace: (Discrete)

Site : 03CH06-HY
 Condition : HF-ANT-060410 VERTICAL
 EUT : PDA
 Power : 120Vac/60Hz
 Model : FR 710210-01
 Memo : 11b Tx_Ch01;2412MHz+Pistol Grips
 Plane : E2
 Data Rate : 11
 Scanner : A4

	Freq	Level	Over	Limit	Read	Antenna	Cable	Preamp	Ant	Table	Remark
	MHz	dBuV/m	dB	dBuV/m	dBuV	dB/m	dB	dB	cm	deg	
1	4824.00	54.26	-19.74	74.00	51.59	32.94	5.84	36.12	100	0	Peak
2 @	4824.00	41.78	-12.22	54.00	39.11	32.94	5.84	36.12	111	23	Average

Data: 13 File: D:\Project\2007Q2\5781710210-01\Part15C\529\WLAN\11b Tx_Ch01.EMI (18)
 Level (dBuV/m) Date: 2007-05-08



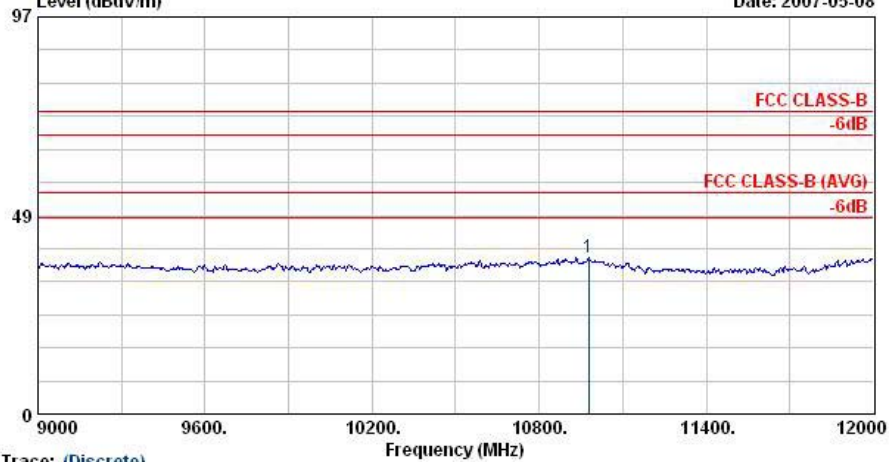
Trace: (Discrete)

Site : 03CH06-HY
 Condition : HF-ANT-060410 VERTICAL
 EUT : PDA
 Power : 120Vac/60Hz
 Model : FR 710210-01
 Memo : 11b Tx_Ch01;2412MHz+Pistol Grips
 Plane : E2
 Data Rate : 11
 Scanner : A4

	Freq	Level	Over	Limit	Read	Antenna	Cable	Preamp	Ant	Table	Remark
	MHz	dBuV/m	dB	dBuV/m	dBuV	dB/m	dB	dB	cm	deg	
1 @	7236.00	57.69	-16.31	74.00	47.50	38.33	7.78	35.92	---	---	Peak
2 @	7236.00	45.94	-8.06	54.00	35.75	38.33	7.78	35.92	100	339	Average



Data: 14 File: D:\Project\2007Q2\571710210-01\Part15C\529\WLAN\11b Tx_Ch01.EMI (18) Date: 2007-05-08

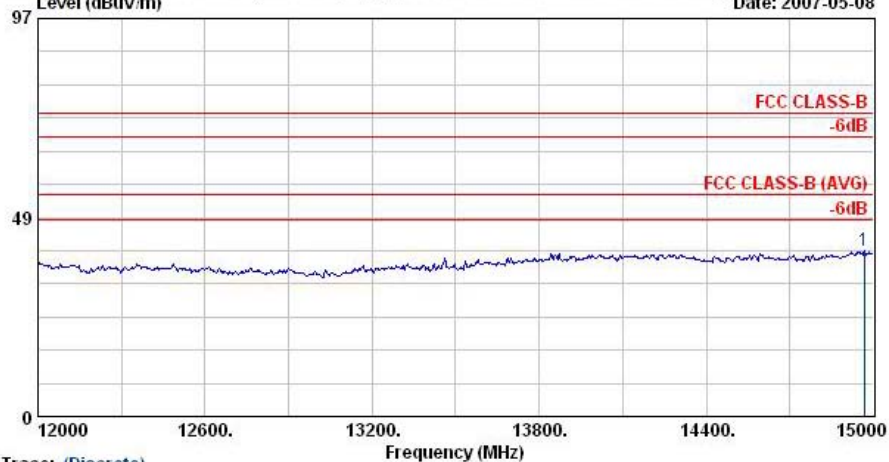


Trace: (Discrete)

Site : 03CH06-HY
 Condition : HF-ANT(8-16)-060918 VERTICAL
 EUT : PDA
 Power : 120Vac/60Hz
 Model : FR 710210-01
 Memo : 11b Tx_Ch01;2412MHz+Pistol Grips
 Plane : E2
 Data Rate : 11
 Scanner : A4

	Freq	Level	Over Limit	Limit Line	Read Level	Antenna Factor	Cable Loss	Preamp Factor	Ant Pos	Table Pos	Remark
	MHz	dBuV/m	dB	dBuV/m	dBuV	dB/m	dB	dB	cm	deg	
1	10977.00	38.30	-35.70	74.00	72.76	-8.31	9.86	36.01	---	---	Peak

Data: 15 File: D:\Project\2007Q2\571710210-01\Part15C\529\WLAN\11b Tx_Ch01.EMI (18) Date: 2007-05-08



Trace: (Discrete)

Site : 03CH06-HY
 Condition : HF-ANT(8-16)-060918 VERTICAL
 EUT : PDA
 Power : 120Vac/60Hz
 Model : FR 710210-01
 Memo : 11b Tx_Ch01;2412MHz+Pistol Grips
 Plane : E2
 Data Rate : 11
 Scanner : A4

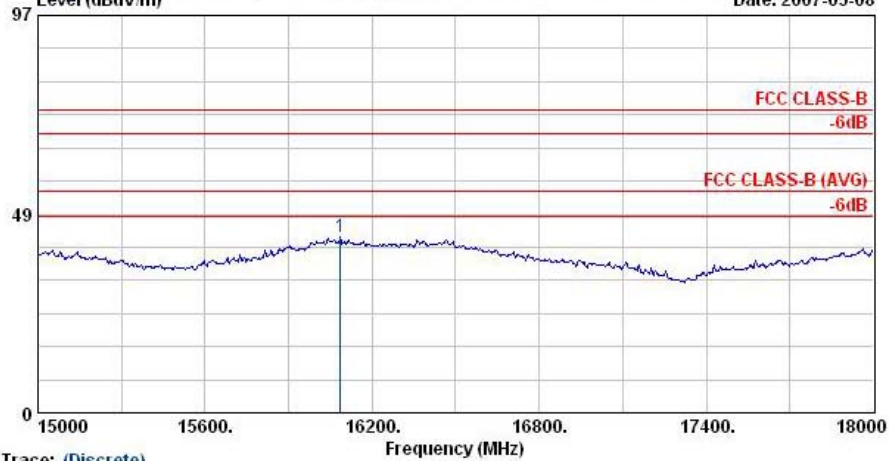
	Freq	Level	Over Limit	Limit Line	Read Level	Antenna Factor	Cable Loss	Preamp Factor	Ant Pos	Table Pos	Remark
	MHz	dBuV/m	dB	dBuV/m	dBuV	dB/m	dB	dB	cm	deg	
1	14967.00	40.57	-33.43	74.00	71.51	-6.22	11.29	36.01	---	---	Peak



FCC/IC TEST REPORT

Report No. : FR710210-01

Data: 16 File: D:\Project\2007Q2\200710210-01\Part15C\529WLAN\11b Tx_Ch01.EMI (18) Date: 2007-05-08
 Level (dBuV/m)

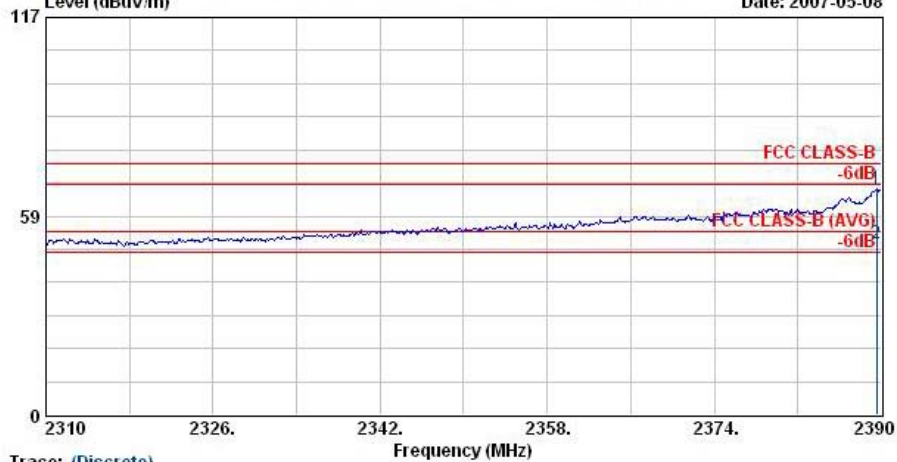


Trace: (Discrete)

Site : D3CH06-HY
 Condition : HF-ANT(8-16)-060018 VERTICAL
 EUT : PDA
 Power : 120Vac/60Hz
 Model : FR 710210-01
 Memo : 11b Tx_Ch01;2412MHz+Pistol Grips
 Plane : E2
 Data Rate : 11
 Scanner : A4

	Freq	Level	Over	Limit	Read	Antenna	Cable	Preamp	Ant	Table	Remark
	MHz	dBuV/m	dB	dBuV/m	dBuV	dB/m	dB	dB	cm	deg	
1	16086.00	42.79	-31.21	74.00	71.25	-5.02	11.79	35.24	---	---	Peak

Data: 18 File: D:\Project\2007Q2\200710210-01\Part15C\529WLAN\11b Tx_Ch01.EMI (18) Date: 2007-05-08
 Level (dBuV/m)



Trace: (Discrete)

Site : D3CH06-HY
 Condition : HF-ANT-060410 VERTICAL
 EUT : PDA
 Power : 120Vac/60Hz
 Model : FR 710210-01
 Memo : 11b Tx_Ch01;2412MHz+Pistol Grips
 Plane : E2
 Data Rate : 11
 Scanner : A4

	Freq	Level	Over	Limit	Read	Antenna	Cable	Preamp	Ant	Table	Remark
	MHz	dBuV/m	dB	dBuV/m	dBuV	dB/m	dB	dB	cm	deg	
1 @	2389.52	66.74	-7.26	74.00	68.17	30.26	3.75	35.44	100	0	Peak
2 @	2389.52	50.62	-3.38	54.00	52.05	30.26	3.75	35.44	100	279	Average

Remark: There is no more obvious spurious emission except the listings above.



5.8 Antenna Requirements

5.8.1 Standard Applicable

For intentional device, according to FCC 47 CFR Section 15.203, an intentional radiator shall be designed to ensure that no other antenna except assembled by the responsible party shall be used with the device.

And according to FCC 47 CFR Section 15.247 (b), if directional gain of transmitting antennas is greater than 6dBi, the power shall be reduced by the same level in dB comparing to gain minus 6dBi.

5.8.2 Antenna Connected Construction

The antennas used in this product are embedded antenna for WLAN and BT without antenna connector and it is considered to meet antenna requirement of FCC.

5.8.3 Antenna Gain

The antenna gain of EUT is less than 6 dBi. Therefore, it is not necessary to reduce maximum peak output power limit.

**6 List of Measuring Equipments Used**

Instrument	Manufacturer	Model No.	Serial No.	Characteristics	Calibration Date	Due Date	Remark
EMC Receiver	R&S	ESCS 30	100132	9kHz – 2.75GHz	July. 04, 2006	July. 04, 2007	Conduction (CO01-HY)
LISN	MessTec	NNB-2/16Z	2001/004	9kHz – 30MHz	Mar. 30, 2007	Mar. 30, 2008	Conduction (CO01-HY)
LISN (Support Unit)	MessTec	NNB-2/16Z	2001/009	9kHz – 30MHz	Mar. 30, 2007	Mar. 30, 2008	Conduction (CO01-HY)
EMI Filter	LINDGREN	LRE-2060	1004	< 450Hz	N/A	N/A	Conduction (CO01-HY)
EMI Filter	LINDGREN	N6006	201052	0 – 60Hz	N/A	N/A	Conduction (CO01-HY)
RF Cable-CON	Suhner Switzerland	RG223/U	CB029	9kHz – 30MHz	Dec. 22, 2006	Dec. 22, 2007	Conduction (CO01-HY)
Isolation Transformer	Erika Fiedler OHG	D-65396 Walluf	58	45MHz-2.15GHz	N/A	N/A	Conduction (CO01-HY)
Spectrum analyzer	Agilent	E4408B	MY44211030	9KHz-26.5GHz	Oct. 05, 2006	Oct. 04, 2007	Radiation (03CH06-HY)
EMI Test Receiver	R&S	ESCS30	100356	9KHz-2.75GHz	Jul. 13, 2006	Jul. 12, 2007	Radiation (03CH06-HY)
Bilog Antenna	SCHAFFNER	CBL6112B	2885	30MHz -2GHz	Nov. 20, 2006	Nov. 19, 2007	Radiation (03CH06-HY)
Double Ridge Horn Antenna	Com-Power	AH118	10094	1G~18G	Dec. 26, 2006	Dec. 25, 2007	Radiation (03CH06-HY)
SHF-EHF Horn	SCHWARZBECK	BBHA 9170	9170-249	14G - 40G	Nov. 20, 2006	Nov. 19, 2008	Radiation (03CH06-HY)
Pre Amplifier	Agilent	8449B	3008A01917	1G - 26.5G	Nov. 15, 2006	Nov. 14, 2007	Radiation (03CH06-HY)
Pre Amplifier	Mini Circuits	ZKL-2	D092004-1	10~2500MHz	Nov. 15, 2006	Nov. 14, 2007	Radiation (03CH06-HY)
Base Station Simulator	R & S	CMU200	106656	WCDMA	Nov. 20, 2006	Nov. 19, 2007	Radiation (03CH06-HY)



7 Uncertainty Evaluation

Uncertainty of Conducted Emission Measurement (150kHz ~ 30MHz)

Contribution	Uncertainty of x_i		$u(x_i)$
	dB	Probability Distribution	
Receiver reading	0.10	Normal(k=2)	0.05
Cable loss	0.10	Normal(k=2)	0.05
AMN insertion loss	2.50	Rectangular	0.63
Receiver Spec	1.50	Rectangular	0.43
Site imperfection	1.39	Rectangular	0.80
Mismatch	+0.34/-0.35	U-shape	0.24
combined standard uncertainty Uc(y)	1.13		
Measuring uncertainty for a level of confidence of 95% U=2Uc(y)	2.26		

Uncertainty of Radiated Emission Measurement (30MHz ~ 1000MHz)

Contribution	Uncertainty of x_i		$u(x_i)$
	dB	Probability Distribution	
Receiver reading	0.41	Normal(k=2)	0.21
Antenna factor calibration	0.83	Normal(k=2)	0.42
Cable loss calibration	0.25	Normal(k=2)	0.13
Pre Amplifier Gain calibration	0.27	Normal(k=2)	0.14
RCV/SPA specification	2.50	Rectangular	0.72
Antenna Factor Interpolation for Frequency	1.00	Rectangular	0.29
Site imperfection	1.43	Rectangular	0.83
Mismatch	+0.39/-0.41	U-shaped	0.28
combined standard uncertainty Uc(y)	1.27		
Measuring uncertainty for a level of confidence of 95% U=2Uc(y)	2.54		



Uncertainty of Radiated Emission Measurement (1GHz ~ 40GHz)

Contribution	Uncertainty of x_i		$u(x_i)$	C_i	$C_i * u(x_i)$
	dB	Probability Distribution			
Receiver reading	±0.10	Normal(k=1)	0.10	1	0.10
Antenna factor calibration	±1.70	Normal(k=2)	0.85	1	0.85
Cable loss calibration	±0.50	Normal(k=2)	0.25	1	0.25
Receiver Correction	±2.00	Rectangular	1.15	1	1.15
Antenna Factor Directional	±1.50	Rectangular	0.87	1	0.87
Site imperfection	±2.80	Triangular	1.14	1	1.14
Mismatch Receiver VSWR $\Gamma_1 = 0.197$ Antenna VSWR $\Gamma_2 = 0.194$ Uncertainty = $20 \log(1 - \Gamma_1 * \Gamma_2 * \Gamma_3)$	+0.34/-0.35	U-shaped	0.244	1	0.244
Combined standard uncertainty $U_c(y)$	2.36				
Measuring uncertainty for a level of confidence of 95% $U = 2U_c(y)$	4.72				