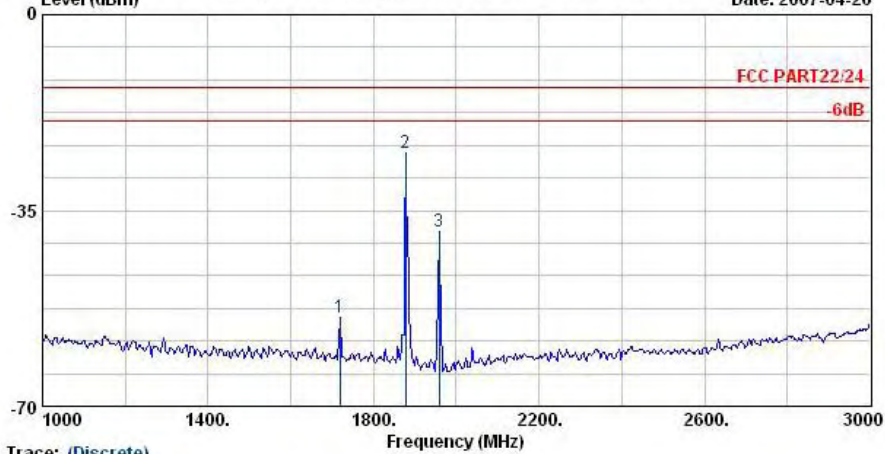




Data: 3 File: D:\Project\2007Q2\2571710211-01\Part24E\528\Part24E-A2.EMI (20) Date: 2007-04-26



Trace: (Discrete)

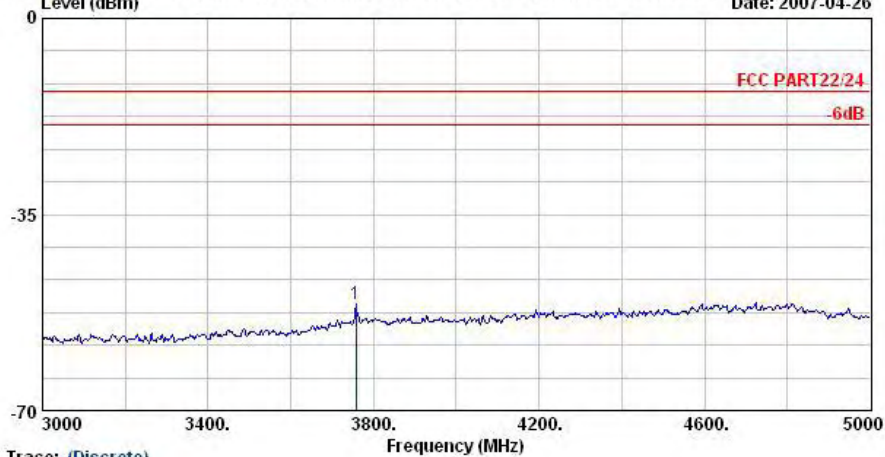
Site : 03CH06-HY
Condition : HF-SPURIOUS HORIZONTAL
EUT : PDA
Power : 120Vac/60Hz
Model : FG 710211-01
Memo : PCS 1900 Link Mode ; CH661+Adapter
Plane : E2
Scanner : A2

Table with 7 columns: Freq (MHz), Level (dBm), Over Limit (dB), Limit Line (dBm), Read Level (dBm), Factor (dB), Remark. Contains 3 rows of peak data.

Remark:

- 1. #2: MS Signal
2. #3: BS Signal

Data: 4 File: D:\Project\2007Q2\2571710211-01\Part24E\528\Part24E-A2.EMI (20) Date: 2007-04-26



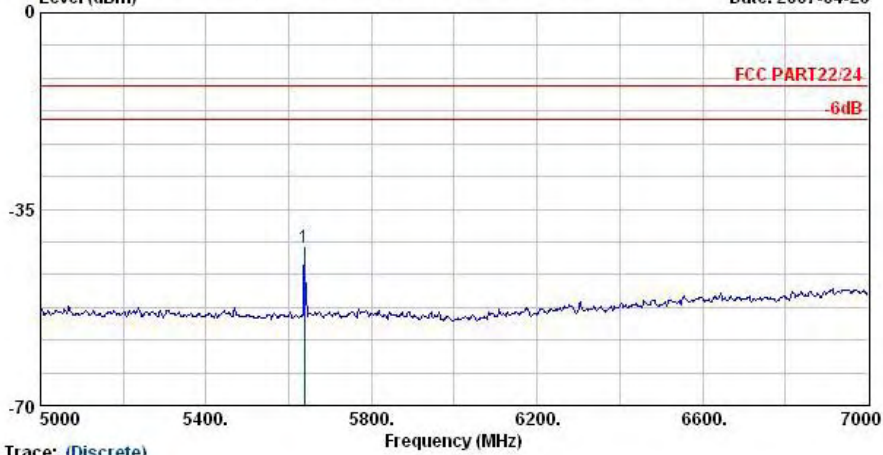
Trace: (Discrete)

Site : 03CH06-HY
Condition : HF-SPURIOUS HORIZONTAL
EUT : PDA
Power : 120Vac/60Hz
Model : FG 710211-01
Memo : PCS 1900 Link Mode ; CH661+Adapter
Plane : E2
Scanner : A2

Table with 7 columns: Freq (MHz), Level (dBm), Over Limit (dB), Limit Line (dBm), Read Level (dBm), Factor (dB), Remark. Contains 1 row of peak data.



Data: 5 File: D:\Project\2007Q2\571710211-01\Part24E\528V\Part24E-A2.EMI (20) Date: 2007-04-26

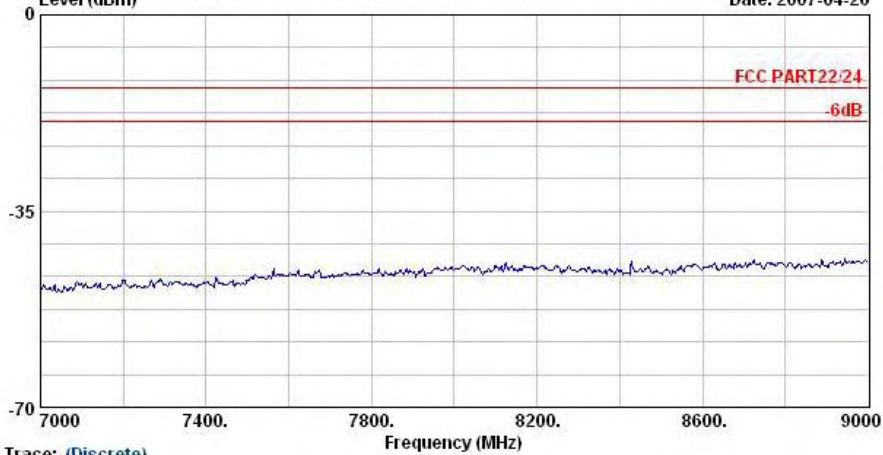


Trace: (Discrete)

Site : 03CH06-HY
 Condition : HF-SPURIOUS HORIZONTAL
 EUT : PDA
 Power : 120Vac/60Hz
 Model : FG 710211-01
 Memo : PCS 1900 Link Mode ; CR661+Adapter
 Plane : E2
 Scanner : A2

	Freq	Level	Over	Limit	Read	Factor	Remark
	MHz	dBm	dB	dBm	dBm	dB	
1 @	5638.00	-41.98	-28.98	-13.00	-51.95	9.97	Peak

Data: 6 File: D:\Project\2007Q2\571710211-01\Part24E\528V\Part24E-A2.EMI (20) Date: 2007-04-26



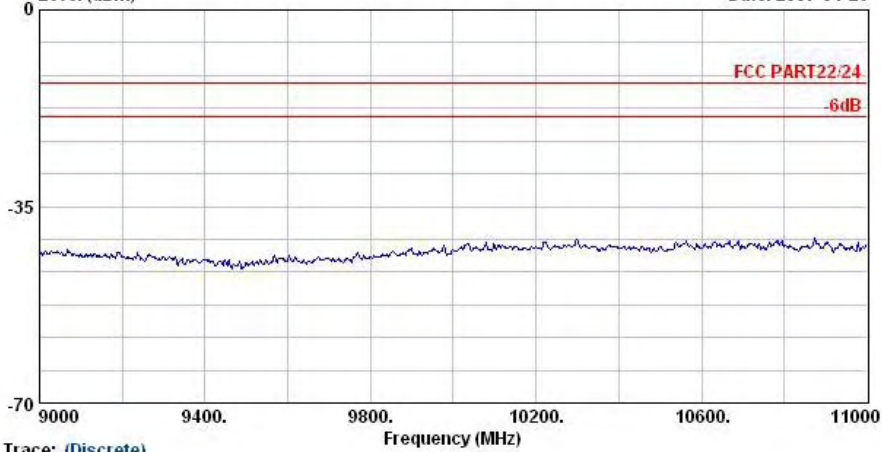
Trace: (Discrete)

Site : 03CH06-HY
 Condition : HF-SPURIOUS HORIZONTAL
 EUT : PDA
 Power : 120Vac/60Hz
 Model : FG 710211-01
 Memo : PCS 1900 Link Mode ; CR661+Adapter
 Plane : E2
 Scanner : A2

	Freq	Level	Over	Limit	Read	Factor	Remark
	MHz	dBm	dB	dBm	dBm	dB	
1 @	7521.00	-41.98	-28.98	-13.00	-51.95	9.97	Peak

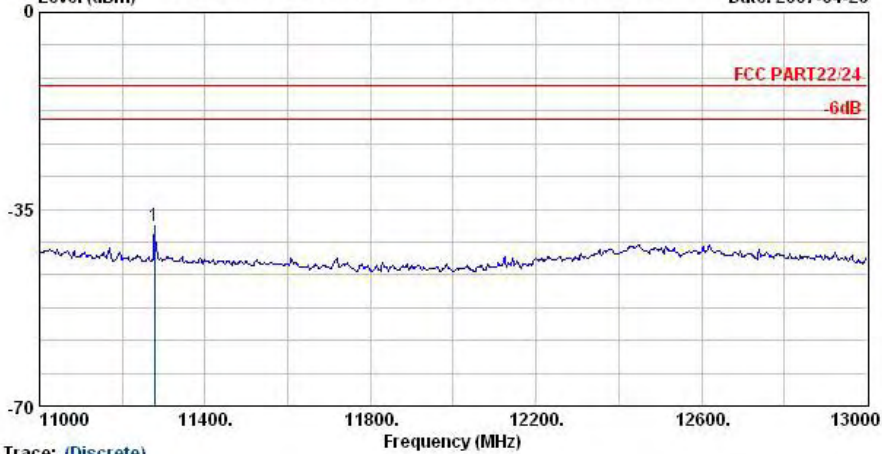


Data: 7 File: D:\Project\2007Q2\578\710211-01\Part24E\528\Part24E-A2.EMI (20) Date: 2007-04-26



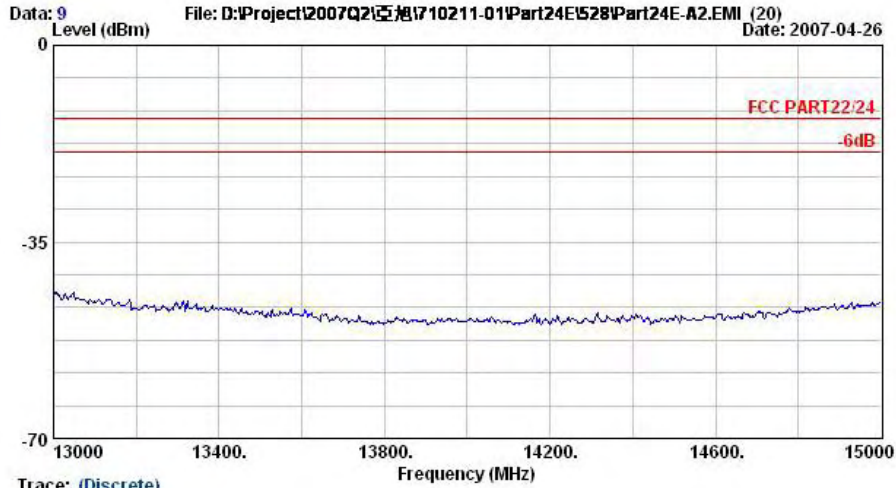
Trace: (Discrete) Site : 03CH06-HY Condition : HF-SPURIOUS HORIZONTAL EUT : PDA Power : 120Vac/60Hz Model : FG 710211-01 Memo : PCS 1900 Link Mode : CH661+Adapter Plane : E2 Scanner : A2

Data: 8 File: D:\Project\2007Q2\578\710211-01\Part24E\528\Part24E-A2.EMI (20) Date: 2007-04-26



Trace: (Discrete) Site : 03CH06-HY Condition : HF-SPURIOUS HORIZONTAL EUT : PDA Power : 120Vac/60Hz Model : FG 710211-01 Memo : PCS 1900 Link Mode : CH661+Adapter Plane : E2 Scanner : A2

Table with 7 columns: Freq, Level, Over Limit, Limit Line, Read Level, Factor, Remark. Row 1: 11278.00, -37.99, -24.99, -13.00, -58.29, 20.30, Peak



Trace: (Discrete)

Site : 03CH06-HY
Condition : HF-SPURIOUS HORIZONTAL
EUT : PDA
Power : 120Vac/60Hz
Model : FG 710211-01
Memo : PCS 1900 Link Mode ; CH661+Adapter
Plane : E2
Scanner : A2

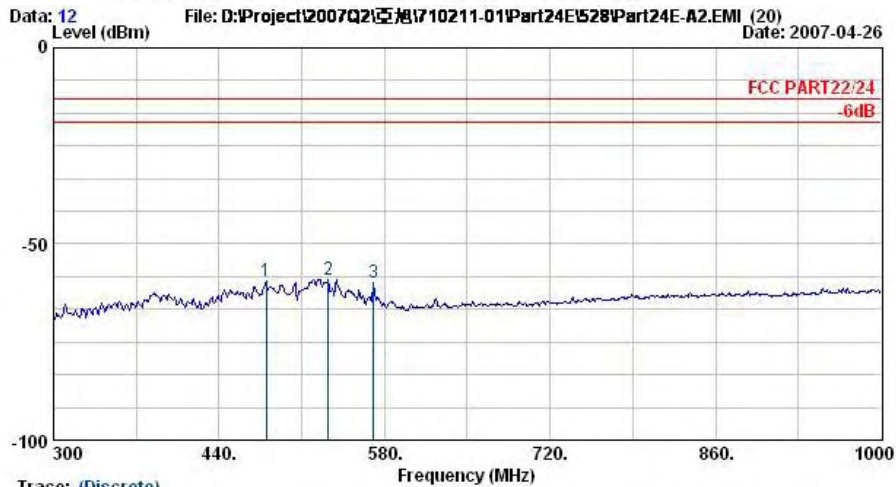


Vertical Polarization



Trace: (Discrete)
 Site : 03CH06-HY
 Condition : LF-SPURIOUS VERTICAL
 EUT : PDA
 Power : 120Vac/60Hz
 Model : FG 710211-01
 Memo : PCS 1900 Link Mode ; CH661+Adapter
 Plane : E2
 Scanner : A2

	Freq	Level	Over	Limit	Read	Factor	Remark
	MHz	dBm	dB	dBm	dBm	dB	
1 @	72.39	-51.79	-38.79	-13.00	-40.18	-11.60	Peak
2 @	149.34	-49.46	-36.46	-13.00	-41.32	-8.14	Peak
3 @	188.49	-54.10	-41.10	-13.00	-45.62	-8.49	Peak

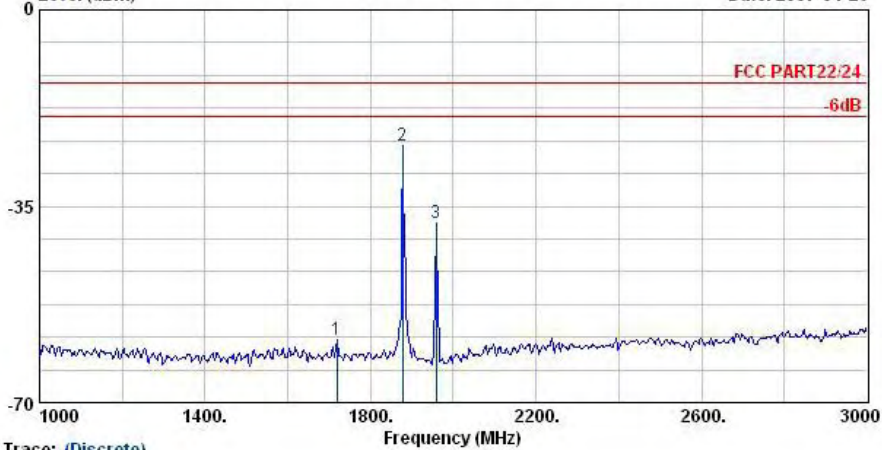


Trace: (Discrete)
 Site : 03CH06-HY
 Condition : LF-SPURIOUS VERTICAL
 EUT : PDA
 Power : 120Vac/60Hz
 Model : FG 710211-01
 Memo : PCS 1900 Link Mode ; CH661+Adapter
 Plane : E2
 Scanner : A2

	Freq	Level	Over	Limit	Read	Factor	Remark
	MHz	dBm	dB	dBm	dBm	dB	
1 @	479.90	-59.55	-46.55	-13.00	-56.19	-3.37	Peak
2 @	532.40	-58.98	-45.98	-13.00	-56.24	-2.74	Peak
3 @	570.90	-59.88	-46.88	-13.00	-57.60	-2.28	Peak



Data: 13 File: D:\Project\2007Q2\27\F710211-01\Part24E\528\Part24E-A2.EMI (20) Date: 2007-04-26

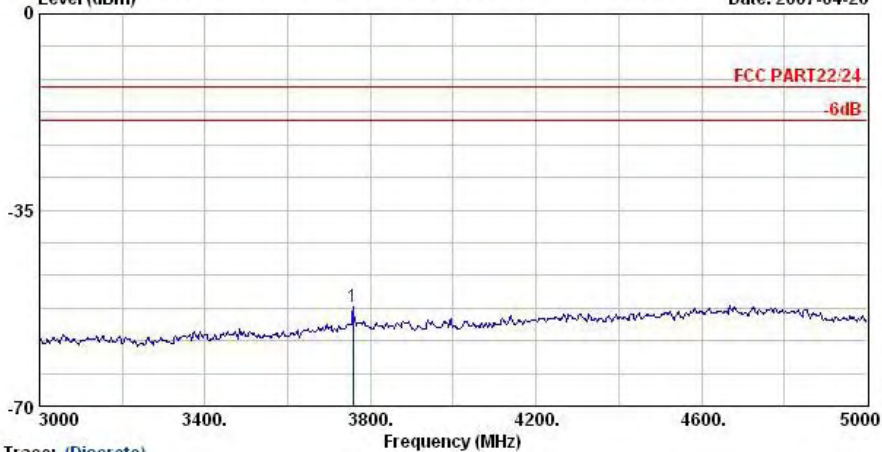


Trace: (Discrete)
Site : 03CH06-HY
Condition : HF-SPURIOUS VERTICAL
EUT : PDA
Power : 120Vac/60Hz
Model : FG 710211-01
Memo : PCS 1900 Link Mode : CH661+Adapter
Plane : E2
Scanner : A2

Table with 7 columns: Freq (MHz), Level (dBm), Over Limit (dB), Limit Line (dBm), Read Level (dBm), Factor (dB), Remark. Contains 3 rows of peak data.

- Remark:
1. #2: MS Signal
2. #3: BS Signal

Data: 14 File: D:\Project\2007Q2\27\F710211-01\Part24E\528\Part24E-A2.EMI (20) Date: 2007-04-26



Trace: (Discrete)
Site : 03CH06-HY
Condition : HF-SPURIOUS VERTICAL
EUT : PDA
Power : 120Vac/60Hz
Model : FG 710211-01
Memo : PCS 1900 Link Mode : CH661+Adapter
Plane : E2
Scanner : A2

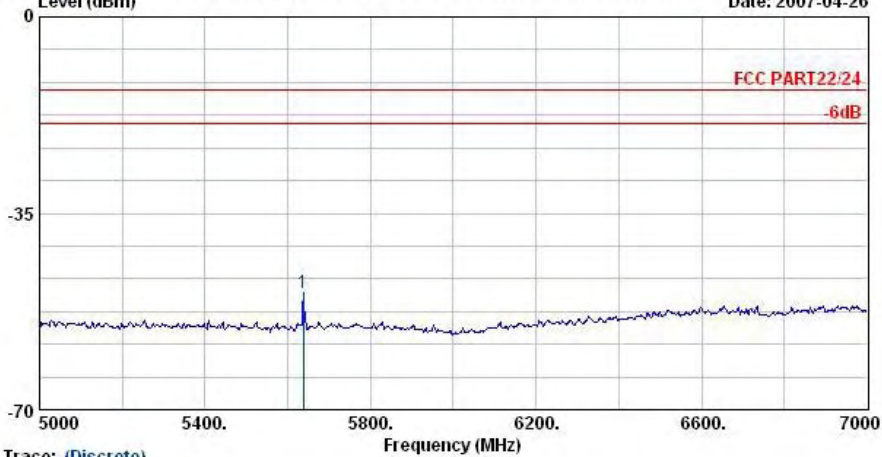
Table with 7 columns: Freq (MHz), Level (dBm), Over Limit (dB), Limit Line (dBm), Read Level (dBm), Factor (dB), Remark. Contains 1 row of peak data.



FCC/IC TEST REPORT

Report No. : FG710211-B

Data: 15 File: D:\Project\2007Q2\2571710211-01\Part24E\528\Part24E-A2.EMI (20) Date: 2007-04-26



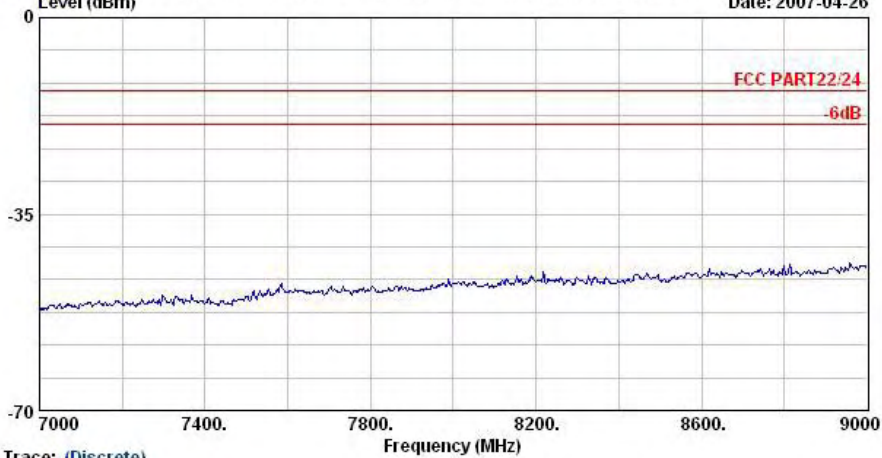
Trace: (Discrete)

Site : 03CH06-HY
 Condition : HF-SPURIOUS VERTICAL
 EUT : PDA
 Power : 120Vac/60Hz
 Model : FG 710211-01
 Memo : PCS 1900 Link Mode ; CR661+Adapter
 Plane : E2
 Scanner : A2

Freq	Level	Over	Limit	Read	Factor	Remark
MHz	dBm	dB	dBm	dBm	dB	
5638.00	-49.10	-36.10	-13.00	-57.75	8.65	Peak

1 @

Data: 16 File: D:\Project\2007Q2\2571710211-01\Part24E\528\Part24E-A2.EMI (20) Date: 2007-04-26

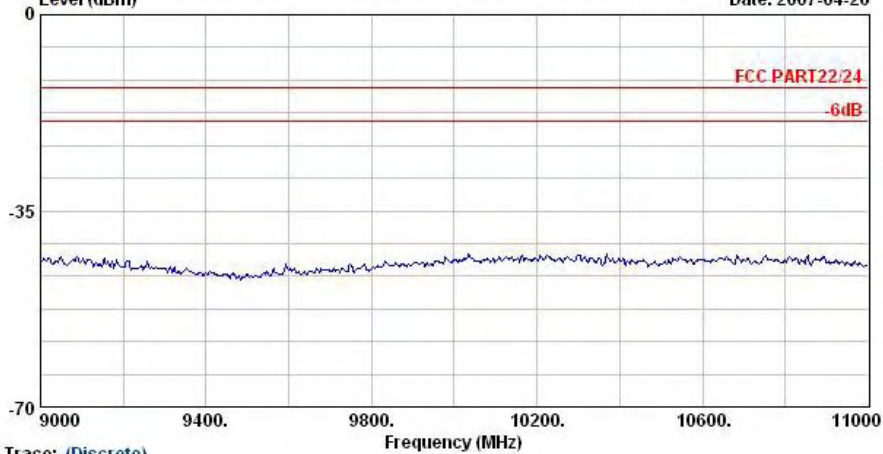


Trace: (Discrete)

Site : 03CH06-HY
 Condition : HF-SPURIOUS VERTICAL
 EUT : PDA
 Power : 120Vac/60Hz
 Model : FG 710211-01
 Memo : PCS 1900 Link Mode ; CR661+Adapter
 Plane : E2
 Scanner : A2

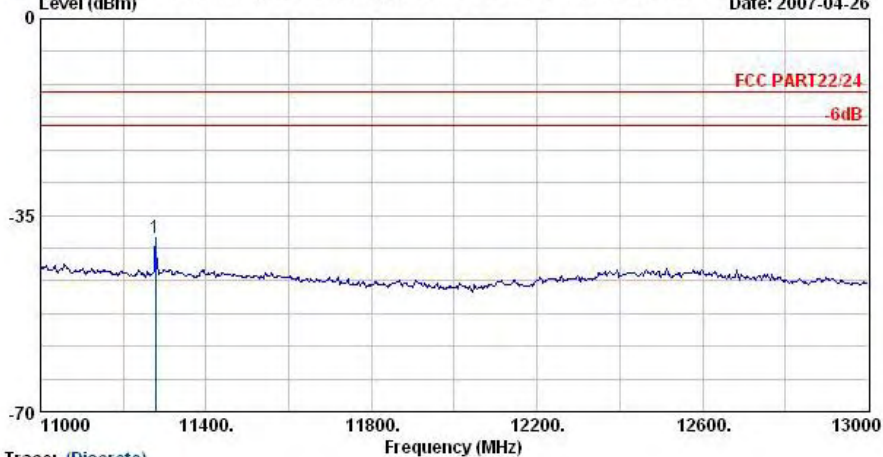


Data: 17 File: D:\Project\2007Q2\20071710211-01\Part24E\528\Part24E-A2.EMI (20) Date: 2007-04-26



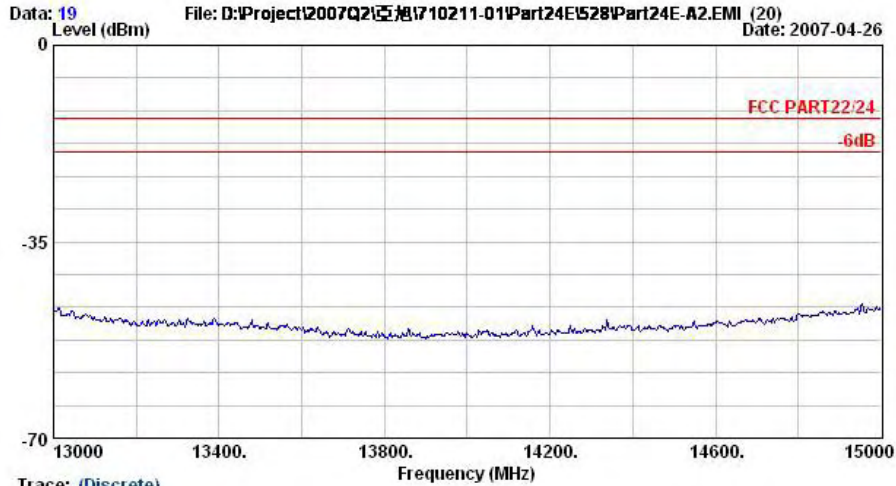
Trace: (Discrete)
 Site : 03CH06-HY
 Condition : HF-SPURIOUS VERTICAL
 EUT : PDA
 Power : 120Vac/60Hz
 Model : FG 710211-01
 Memo : PCS 1800 Link Mode ; CH661+Adapter
 Plane : E2
 Scanner : A2

Data: 18 File: D:\Project\2007Q2\20071710211-01\Part24E\528\Part24E-A2.EMI (20) Date: 2007-04-26



Trace: (Discrete)
 Site : 03CH06-HY
 Condition : HF-SPURIOUS VERTICAL
 EUT : PDA
 Power : 120Vac/60Hz
 Model : FG 710211-01
 Memo : PCS 1800 Link Mode ; CH661+Adapter
 Plane : E2
 Scanner : A2

	Freq	Level	Over	Limit	Read		
	MHz	dBm	Limit	Line	Level	Factor	Remark
			dB	dBm	dBm	dB	
1 @	11278.00	-39.15	-26.15	-13.00	-58.03	18.87	Peak



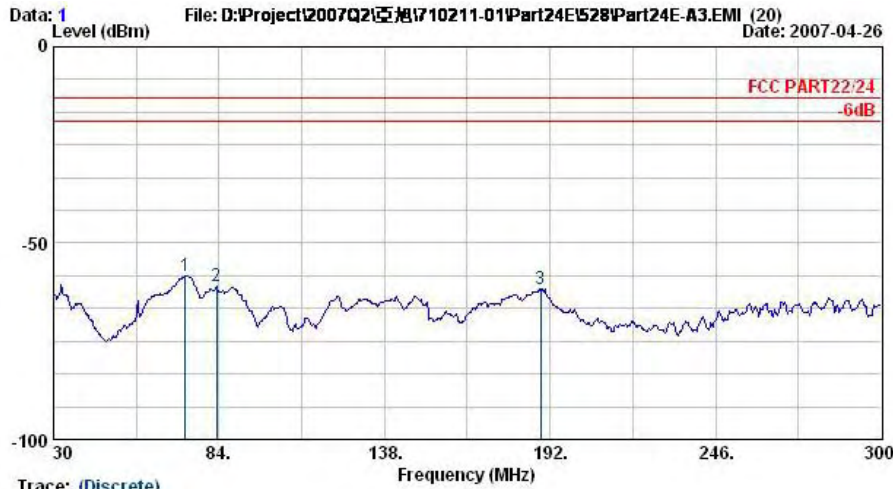
Trace: (Discrete)

Site : 03CH06-HY
Condition : HF-SPURIOUS VERTICAL
EUT : PDA
Power : 120Vac/60Hz
Model : FG 710211-01
Mem : PCS 1900 Link Mode ; CH661+Adapter
Plane : E2
Scanner : A2

Remark : There is no more obvious emission except the listings above.

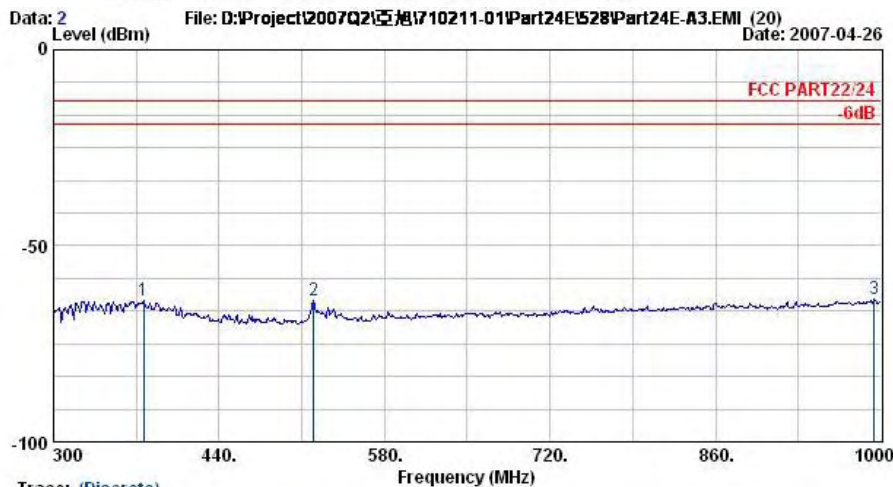


4.6.5.21 Mode 21
Horizontal Polarization



Trace: (Discrete)
 Site : 03CH06-HY
 Condition : LF-SPURIOUS HORIZONTAL
 EDT : PDA
 Power : 120Vac/60Hz
 Model : FG 710211-01
 Memo : PCS 1800 Link Mode ; CH661+Adapter
 Plane : E2
 Scanner : A3

	Freq	Level	Over	Limit	Read	Factor	Remark
	MHz	dBm	dB	dBm	dBm	dB	
1 @	72.93	-58.27	-45.27	-13.00	-45.93	-12.34	Peak
2 @	83.19	-61.05	-48.05	-13.00	-48.74	-12.30	Peak
3 @	189.03	-61.57	-48.57	-13.00	-48.31	-13.27	Peak

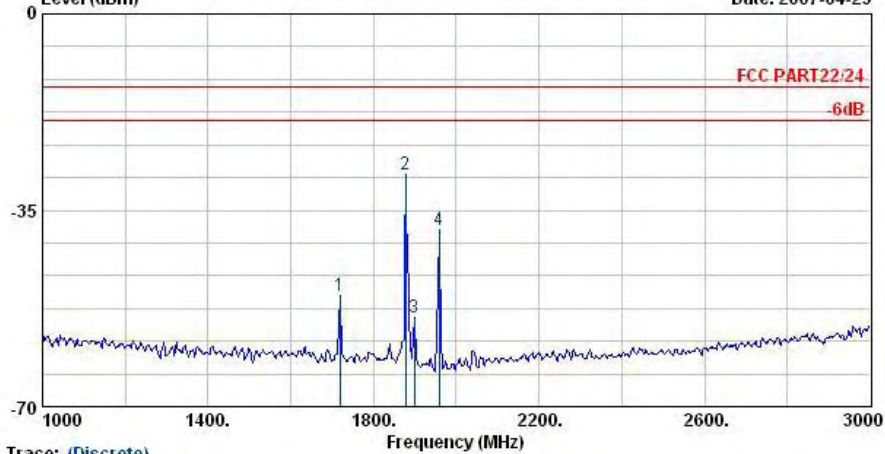


Trace: (Discrete)
 Site : 03CH06-HY
 Condition : LF-SPURIOUS HORIZONTAL
 EDT : PDA
 Power : 120Vac/60Hz
 Model : FG 710211-01
 Memo : PCS 1800 Link Mode ; CH661+Adapter
 Plane : E2
 Scanner : A3

	Freq	Level	Over	Limit	Read	Factor	Remark
	MHz	dBm	dB	dBm	dBm	dB	
1 @	376.30	-63.94	-50.94	-13.00	-56.64	-7.30	Peak
2 @	519.80	-64.02	-51.02	-13.00	-59.17	-4.85	Peak
3 @	994.40	-63.51	-50.51	-13.00	-63.69	0.18	Peak



Data: 3 File: D:\Project\2007Q2\578\710211-01\Part24E\528\Part24E-A3.EMI (20) Date: 2007-04-25



Trace: (Discrete)

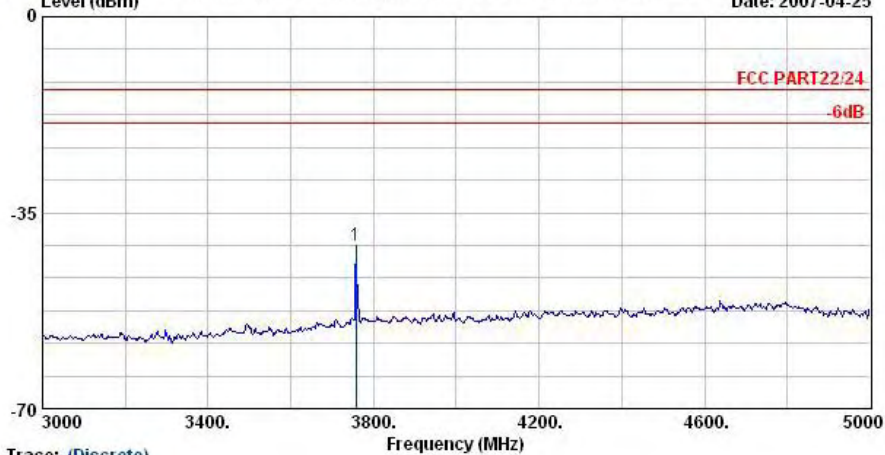
Site : 03CH06-HY
Condition : HF-SPURIOUS HORIZONTAL
EUT : PDA
Power : 120Vac/60Hz
Model : FG 710211-01
Memo : PCS 1900 Link Mode ; CH661+Adapter
Plane : E2
Scanner : A3

Table with 7 columns: Freq, Level, Over Limit, Limit Line, Read Level, Factor, Remark. Contains 4 rows of peak data.

Remark:

- 1. #2: MS Signal
2. #4: BS Signal

Data: 4 File: D:\Project\2007Q2\578\710211-01\Part24E\528\Part24E-A3.EMI (20) Date: 2007-04-25



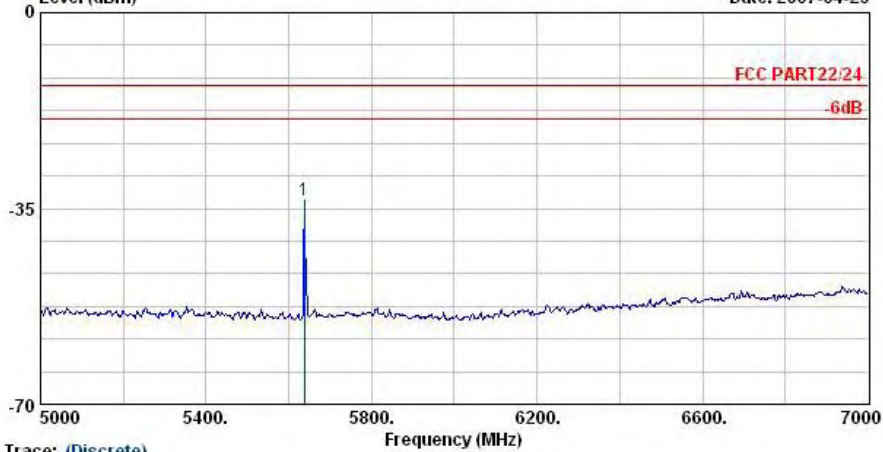
Trace: (Discrete)

Site : 03CH06-HY
Condition : HF-SPURIOUS HORIZONTAL
EUT : PDA
Power : 120Vac/60Hz
Model : FG 710211-01
Memo : PCS 1900 Link Mode ; CH661+Adapter
Plane : E2
Scanner : A3

Table with 7 columns: Freq, Level, Over Limit, Limit Line, Read Level, Factor, Remark. Contains 1 row of peak data.



Data: 5 File: D:\Project\2007Q2\5710211-01\Part24E\528\Part24E-A3.EMI (20) Date: 2007-04-25

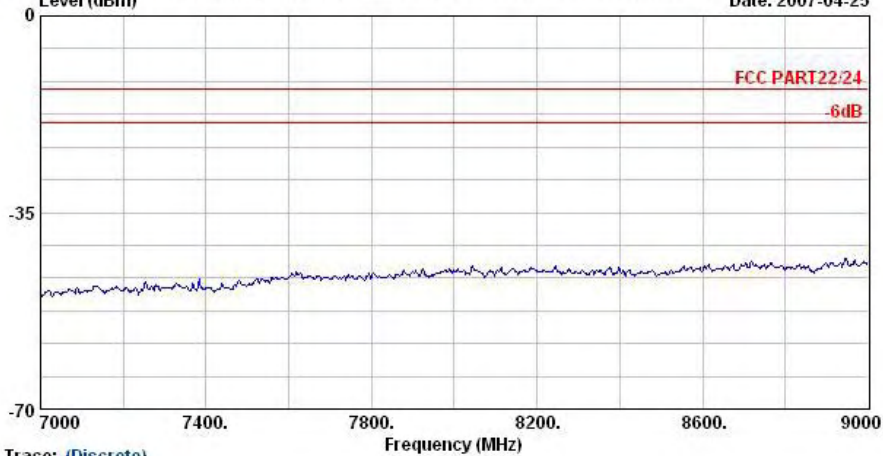


Trace: (Discrete)

Site : 03CH06-HY
 Condition : HF-SPURIOUS HORIZONTAL
 EUT : PDA
 Power : 120Vac/60Hz
 Model : FG 710211-01
 Memo : PCS 1900 Link Mode ; CH661+Adapter
 Plane : E2
 Scanner : A3

	Freq	Level	Over	Limit	Read	
	MHz	dBm	Limit	Line	Level	Factor Remark
			dB	dBm	dBm	dB
1 @	5638.00	-33.66	-20.66	-13.00	-43.63	9.97 Peak

Data: 6 File: D:\Project\2007Q2\5710211-01\Part24E\528\Part24E-A3.EMI (20) Date: 2007-04-25

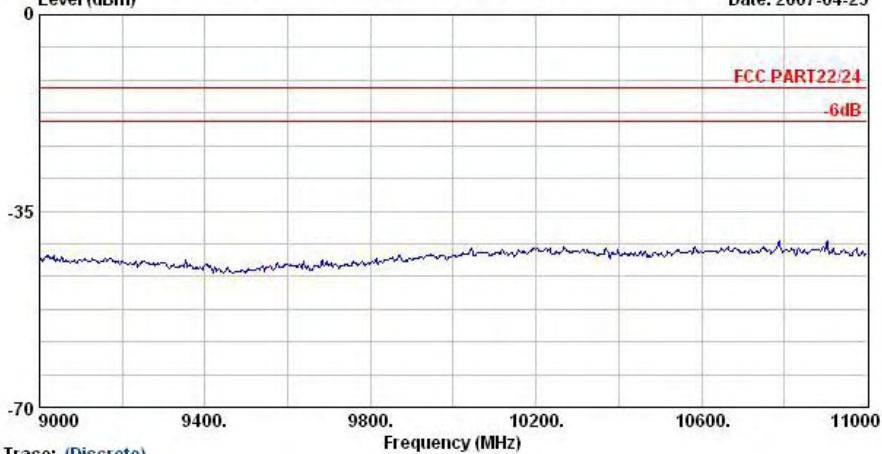


Trace: (Discrete)

Site : 03CH06-HY
 Condition : HF-SPURIOUS HORIZONTAL
 EUT : PDA
 Power : 120Vac/60Hz
 Model : FG 710211-01
 Memo : PCS 1900 Link Mode ; CH661+Adapter
 Plane : E2
 Scanner : A3



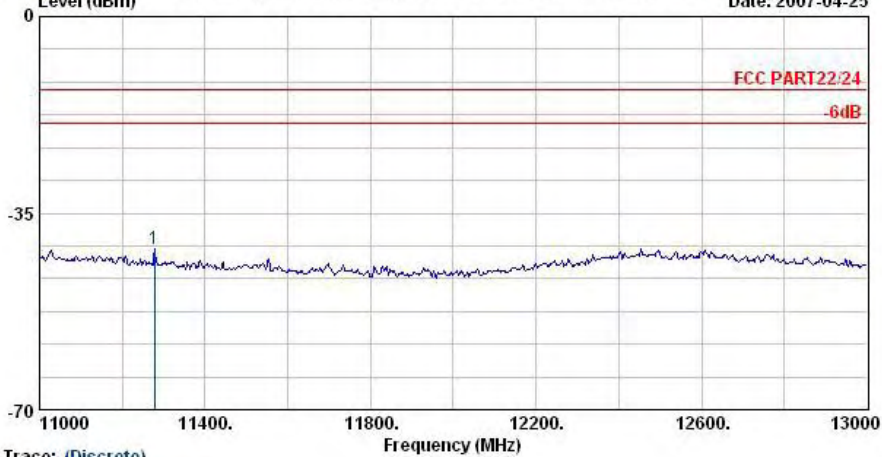
Data: 7 File: D:\Project\2007Q2\IC ID 710211-01\Part24E\528\Part24E-A3.EMI (20) Date: 2007-04-25



Trace: (Discrete)

Site : 03CH06-HY
 Condition : HF-SPURIOUS HORIZONTAL
 EUT : PDA
 Power : 120Vac/60Hz
 Model : FG 710211-01
 Memo : PCS 1900 Link Mode ; CH661+Adapter
 Plane : E2
 Scanner : A3

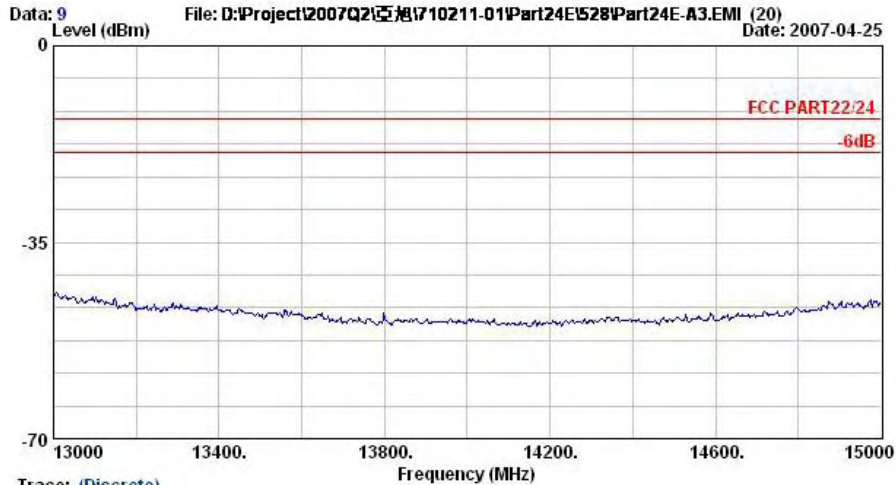
Data: 8 File: D:\Project\2007Q2\IC ID 710211-01\Part24E\528\Part24E-A3.EMI (20) Date: 2007-04-25



Trace: (Discrete)

Site : 03CH06-HY
 Condition : HF-SPURIOUS HORIZONTAL
 EUT : PDA
 Power : 120Vac/60Hz
 Model : FG 710211-01
 Memo : PCS 1900 Link Mode ; CH661+Adapter
 Plane : E2
 Scanner : A3

	Freq	Level	Over	Limit	Read	Factor	Remark
	MHz	dBm	dB	dBm	dBm	dB	
1 @	11278.00	-41.46	-28.46	-13.00	-61.76	20.30	Peak



Trace: (Discrete)

Site : 03CH06-HY
Condition : HF-SPURIOUS HORIZONTAL
EUT : PDA
Power : 120Vac/60Hz
Model : FG 710211-01
Memo : PCS 1000 Link Mode ; CH661+Adapter
Plane : E2
Scanner : A3

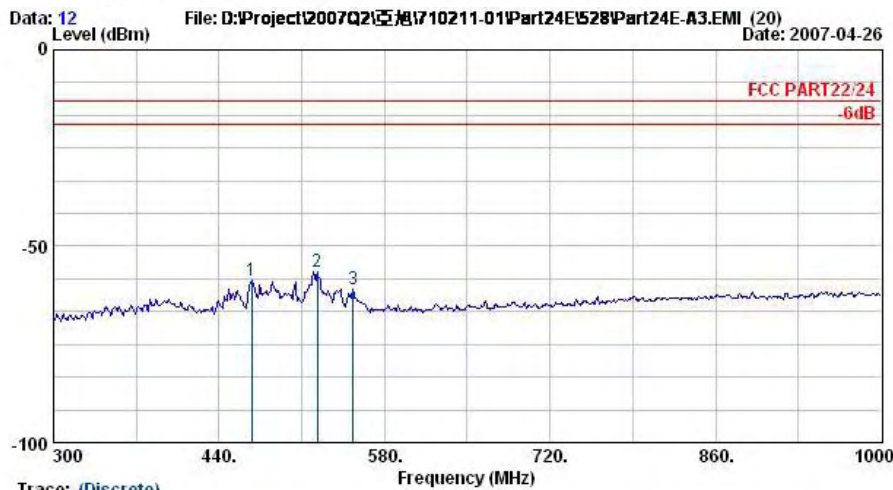


Vertical Polarization



Trace: (Discrete)
 Site : 03CH06-HY
 Condition : LF-SPURIOUS VERTICAL
 EUT : PDA
 Power : 120Vac/60Hz
 Model : FG 710211-01
 Memo : PCS 1900 Link Mode ; CH661+Adapter
 Plane : E2
 Scanner : A3

	Freq	Level	Over	Limit	Read	Factor	Remark
	MHz	dBm	dB	dBm	dBm	dB	
1 @	64.29	-53.61	-40.61	-13.00	-40.75	-12.86	Peak
2 @	72.93	-52.33	-39.33	-13.00	-40.73	-11.60	Peak
3 @	148.53	-49.46	-36.46	-13.00	-41.33	-8.13	Peak

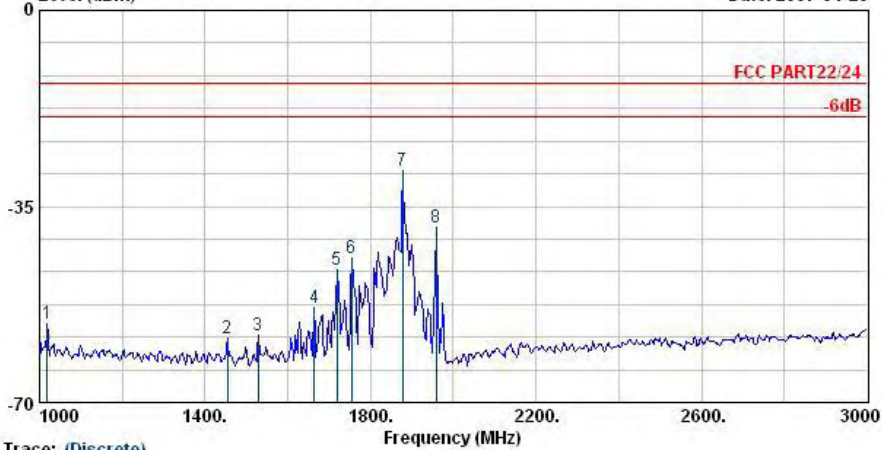


Trace: (Discrete)
 Site : 03CH06-HY
 Condition : LF-SPURIOUS VERTICAL
 EUT : PDA
 Power : 120Vac/60Hz
 Model : FG 710211-01
 Memo : PCS 1900 Link Mode ; CH661+Adapter
 Plane : E2
 Scanner : A3

	Freq	Level	Over	Limit	Read	Factor	Remark
	MHz	dBm	dB	dBm	dBm	dB	
1 @	467.30	-58.92	-45.92	-13.00	-55.40	-3.52	Peak
2 @	523.30	-56.37	-43.37	-13.00	-53.52	-2.85	Peak
3 @	553.40	-60.82	-47.82	-13.00	-58.34	-2.49	Peak



Data: 13 File: D:\Project\2007Q2\亞旭\710211-01\Part24E\528\Part24E-A3.EMI (20) Date: 2007-04-25



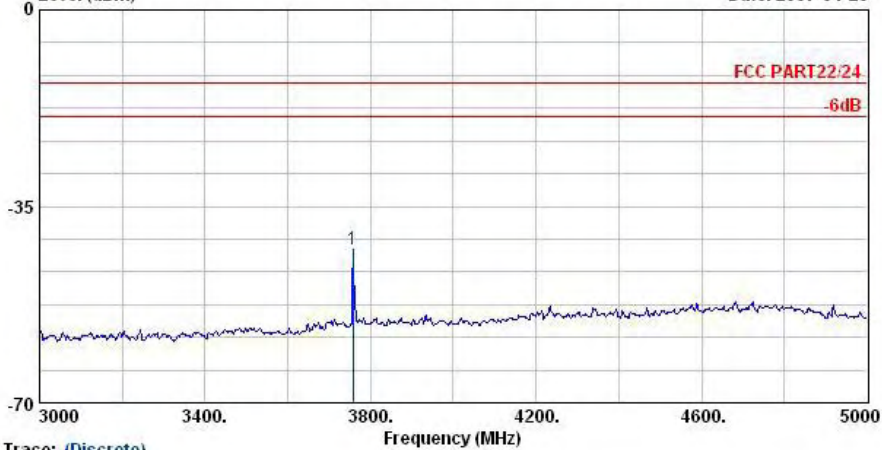
Trace: (Discrete)
 Site : 03CH06-HY
 Condition : HF-SPURIOUS VERTICAL
 EUT : PDA
 Power : 120Vac/60Hz
 Model : FG 710211-01
 Memo : PCS 1900 Link Mode ; CH661+Adapter
 Plane : E2
 Scanner : A3

	Freq	Level	Over	Limit	Read	Factor	Remark
	MHz	dBm	dB	dBm	dBm	dB	
1 @	1018.00	-55.88	-42.88	-13.00	-55.15	-0.73	Peak
2 @	1454.00	-58.65	-45.65	-13.00	-57.71	-0.93	Peak
3 @	1528.00	-58.06	-45.06	-13.00	-57.33	-0.73	Peak
4 @	1664.00	-52.96	-39.96	-13.00	-52.48	-0.48	Peak
5 @	1718.00	-46.32	-33.32	-13.00	-45.89	-0.42	Peak
6 @	1754.00	-44.17	-31.17	-13.00	-43.81	-0.36	Peak
7 @	1878.00	-28.56			-28.16	-0.40	Peak
8 @	1958.00	-38.66			-38.07	-0.60	Peak

Remark:

- #7: MS Signal
- #8: BS Signal

Data: 14 File: D:\Project\2007Q2\亞旭\710211-01\Part24E\528\Part24E-A3.EMI (20) Date: 2007-04-25

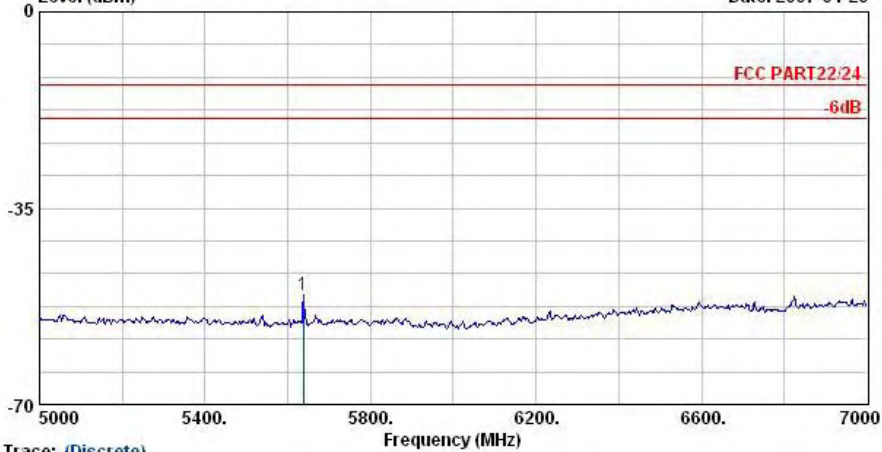


Trace: (Discrete)
 Site : 03CH06-HY
 Condition : HF-SPURIOUS VERTICAL
 EUT : PDA
 Power : 120Vac/60Hz
 Model : FG 710211-01
 Memo : PCS 1900 Link Mode ; CH661+Adapter
 Plane : E2
 Scanner : A3

	Freq	Level	Over	Limit	Read	Factor	Remark
	MHz	dBm	dB	dBm	dBm	dB	
1 @	3758.00	-42.56	-29.56	-13.00	-49.20	6.64	Peak



Data: 15 File: D:\Project\2007Q2\5月17日\710211-01\Part24E\528\Part24E-A3.EMI (20) Date: 2007-04-25

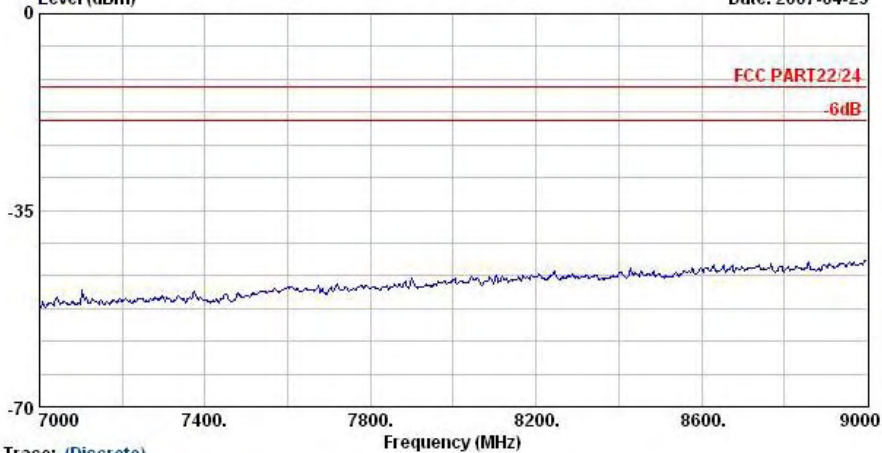


Trace: (Discrete)

Site : 03CH06-HY
 Condition : HF-SPURIOUS VERTICAL
 EDT : PDA
 Power : 120Vac/60Hz
 Model : FG 710211-01
 Memo : PCS 1900 Link Mode ; CH661+Adapter
 Plane : E2
 Scanner : A3

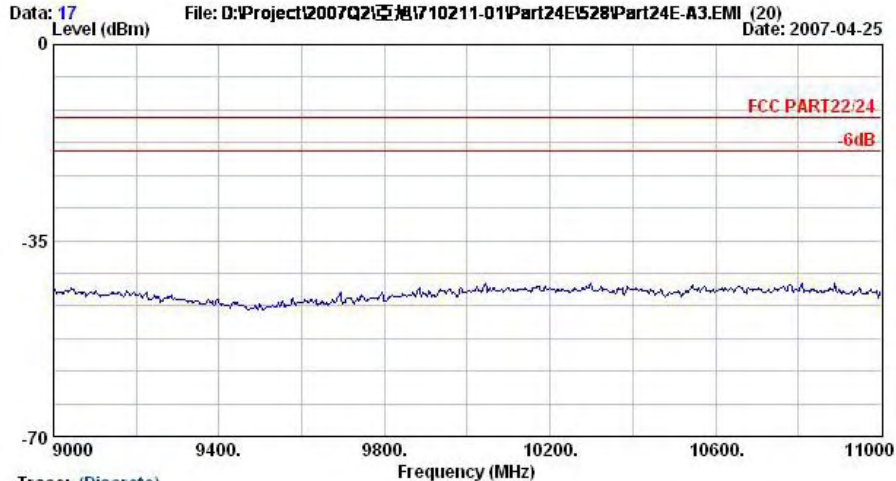
	Freq	Level	Over	Limit	Read	Factor	Remark
	MHz	dBm	dB	dBm	dBm	dB	
1 @	5638.00	-50.50	-37.50	-13.00	-59.16	8.65	Peak

Data: 16 File: D:\Project\2007Q2\5月17日\710211-01\Part24E\528\Part24E-A3.EMI (20) Date: 2007-04-25

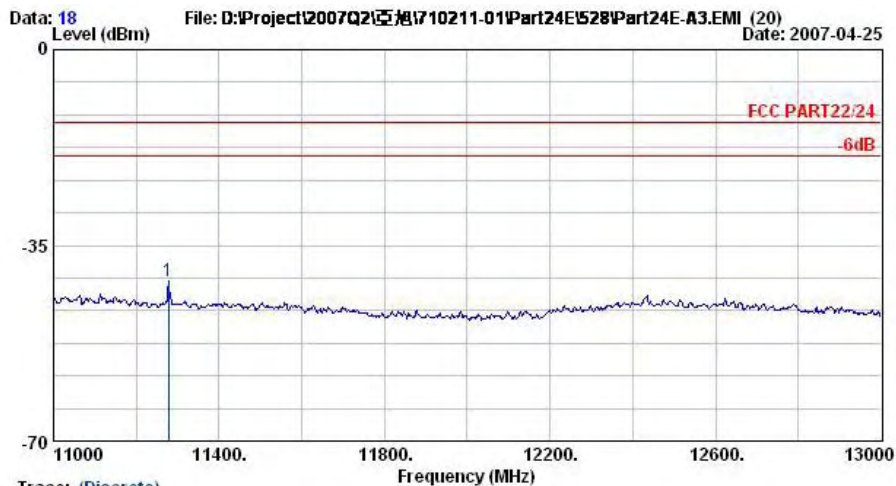


Trace: (Discrete)

Site : 03CH06-HY
 Condition : HF-SPURIOUS VERTICAL
 EDT : PDA
 Power : 120Vac/60Hz
 Model : FG 710211-01
 Memo : PCS 1900 Link Mode ; CH661+Adapter
 Plane : E2
 Scanner : A3

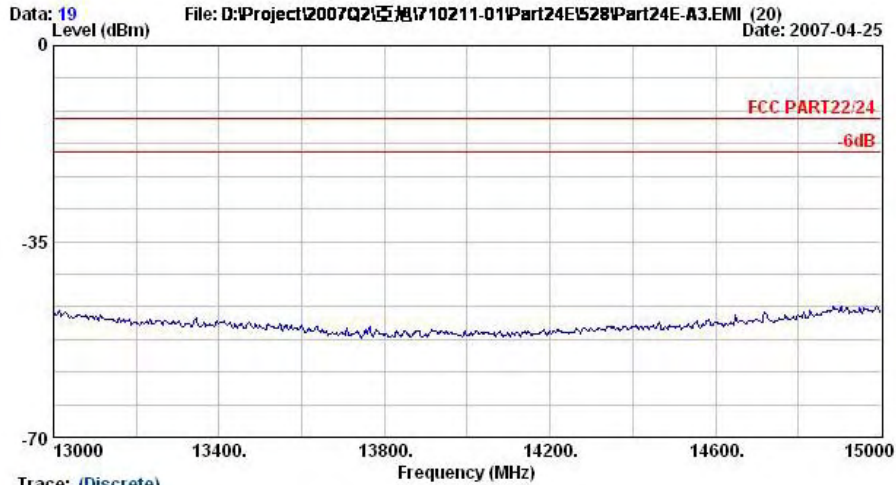


Trace: (Discrete)
 Site : 03CH06-HY
 Condition : HF-SPURIOUS VERTICAL
 EUT : PDA
 Power : 120Vac/60Hz
 Model : FG 710211-01
 Memo : PCS 1900 Link Mode ; CH661+Adapter
 Plane : E2
 Scanner : A3



Trace: (Discrete)
 Site : 03CH06-HY
 Condition : HF-SPURIOUS VERTICAL
 EUT : PDA
 Power : 120Vac/60Hz
 Model : FG 710211-01
 Memo : PCS 1900 Link Mode ; CH661+Adapter
 Plane : E2
 Scanner : A3

	Freq	Level	Over	Limit	Read		
	MHz	dBm	dB	dBm	dBm	dB	Remark
1 @	11278.00	-41.38	-28.38	-13.00	-60.26	18.87	Peak



Trace: (Discrete)
Site : 03CH06-HY
Condition : HF-SPURIOUS VERTICAL
EUT : PDA
Power : 120Vac/60Hz
Model : FG 710211-01
Memo : PCS 1800 Link Mode ; CH661+Adapter
Plane : E2
Scanner : A3

Remark : There is no more obvious emission except the listings above.



4.6.5.22 Mode 22
Horizontal Polarization

Data: 1 File: D:\Project\2007Q2\2007-05-07\710211-01\Part24E\528\Part24E-A1.EMI (20) Date: 2007-05-07

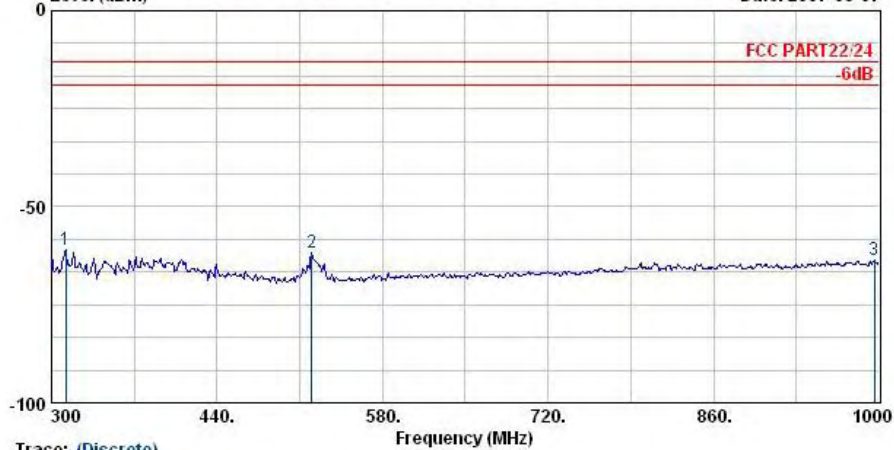


Trace: (Discrete)

Site : 03CH06-HY
 Condition : LF-SPURIOUS HORIZONTAL
 EUT : PDA
 Power : 120Vac/60Hz
 Model : FG 710211-01
 Memo : PCS 1800 Link Mode ; CH661+Adapter
 Plane : E2
 Scanner : A1

	Freq	Level	Over	Limit	Read	
	MHz	dBm	Limit	Line	Level	Factor Remark
			dB	dBm	dBm	dB
1 @	72.39	-55.35	-42.35	-13.00	-43.00	-12.34 Peak
2 @	80.49	-58.46	-45.46	-13.00	-46.15	-12.31 Peak
3 @	143.13	-56.64	-43.64	-13.00	-43.89	-12.74 Peak

Data: 2 File: D:\Project\2007Q2\2007-05-07\710211-01\Part24E\528\Part24E-A1.EMI (20) Date: 2007-05-07



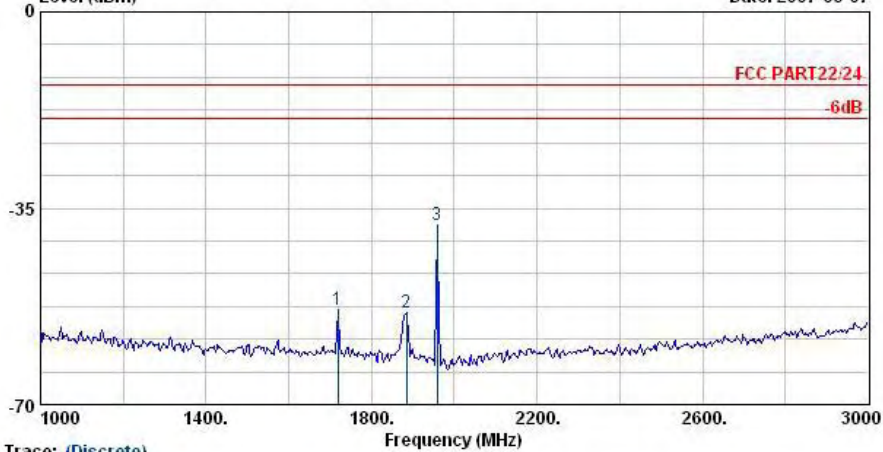
Trace: (Discrete)

Site : 03CH06-HY
 Condition : LF-SPURIOUS HORIZONTAL
 EUT : PDA
 Power : 120Vac/60Hz
 Model : FG 710211-01
 Memo : PCS 1800 Link Mode ; CH661+Adapter
 Plane : E2
 Scanner : A1

	Freq	Level	Over	Limit	Read	
	MHz	dBm	Limit	Line	Level	Factor Remark
			dB	dBm	dBm	dB
1 @	311.90	-61.00	-48.00	-13.00	-51.49	-9.51 Peak
2 @	519.80	-61.77	-48.77	-13.00	-56.93	-4.85 Peak
3 @	995.80	-63.67	-50.67	-13.00	-63.87	0.20 Peak



Data: 3 File: D:\Project\2007Q2\24E-A1\710211-01\Part24E\528\Part24E-A1.EMI (20) Date: 2007-05-07



Trace: (Discrete)

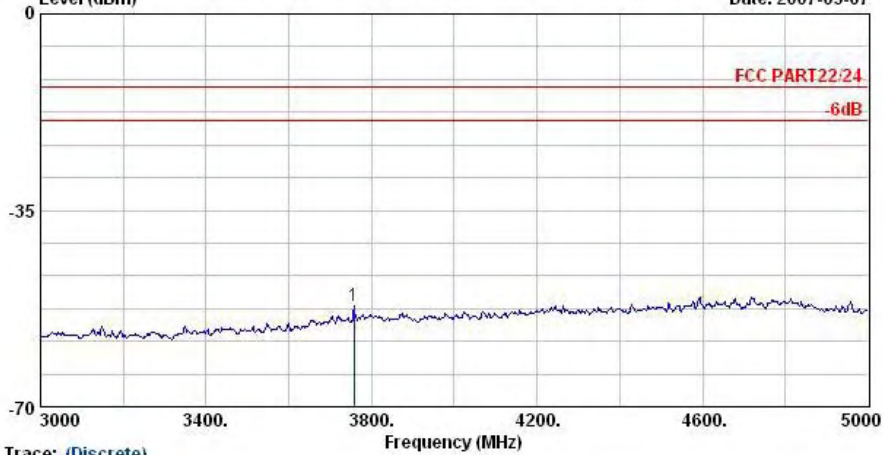
Site : 03CH06-HY
 Condition : HF-SPURIOUS HORIZONTAL
 EDT : PDA
 Power : 120Vac/60Hz
 Model : FG 710211-01
 Memo : PCS 1900 Link Mode : CH661+Adapter
 Plane : E2
 Scanner : A1

	Freq	Level	Over	Limit	Read	Factor	Remark
	MHz	dBm	dB	dBm	dBm	dB	
1 @	1718.00	-53.16	-40.16	-13.00	-53.23	0.08	Peak
2 @	1884.00	-53.56			-52.88	-0.68	Peak
3 @	1958.00	-38.01			-36.90	-1.11	Peak

Remark:

- #2: MS Signal
- #3: BS Signal

Data: 4 File: D:\Project\2007Q2\24E-A1\710211-01\Part24E\528\Part24E-A1.EMI (20) Date: 2007-05-07



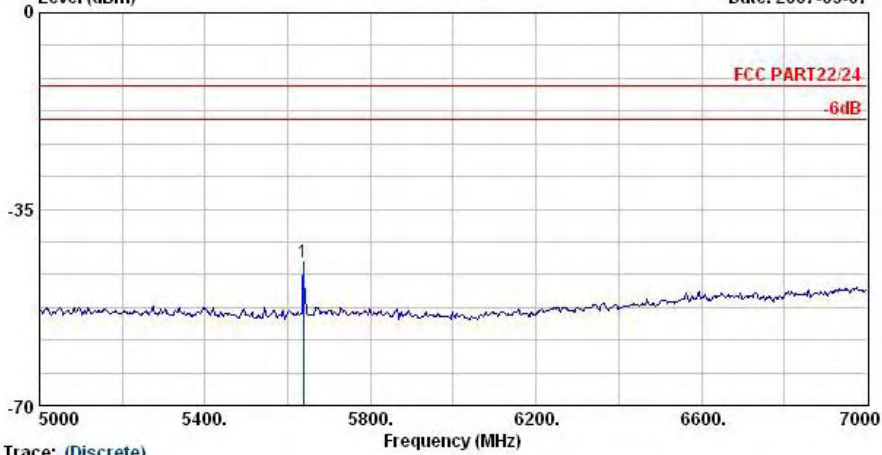
Trace: (Discrete)

Site : 03CH06-HY
 Condition : HF-SPURIOUS HORIZONTAL
 EDT : PDA
 Power : 120Vac/60Hz
 Model : FG 710211-01
 Memo : PCS 1900 Link Mode : CH661+Adapter
 Plane : E2
 Scanner : A1

	Freq	Level	Over	Limit	Read	Factor	Remark
	MHz	dBm	dB	dBm	dBm	dB	
1 @	3758.00	-52.02	-39.02	-13.00	-59.94	7.92	Peak



Data: 5 File: D:\Project\2007Q2\5710211-01\Part24E528\Part24E-A1.EMI (20) Date: 2007-05-07

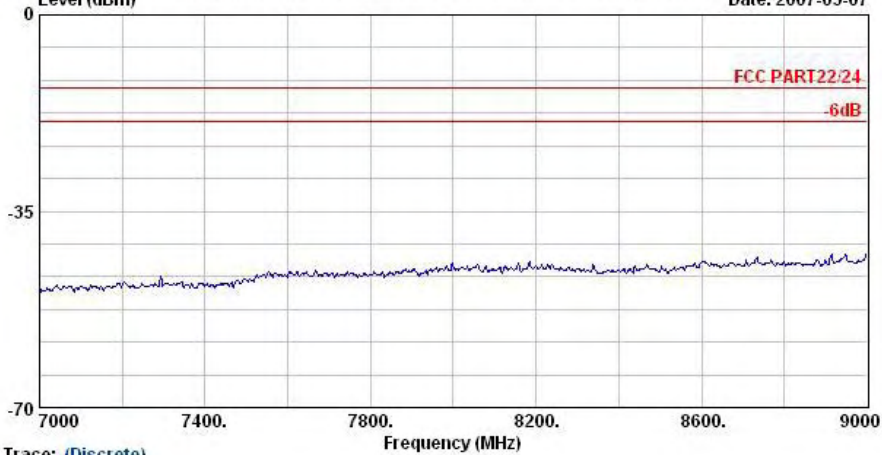


Trace: (Discrete)

Site : 03CH06-HY
 Condition : HF-SPURIOUS HORIZONTAL
 EUT : PDA
 Power : 120Vac/60Hz
 Model : FG 710211-01
 Memo : PCS 1900 Link Mode ; CR661+Adapter
 Plane : E2
 Scanner : A1

	Freq	Level	Over	Limit	Read	Factor	Remark
	MHz	dBm	dB	dBm	dBm	dB	
1 @	5638.00	-44.56	-31.56	-13.00	-54.53	9.97	Peak

Data: 6 File: D:\Project\2007Q2\5710211-01\Part24E528\Part24E-A1.EMI (20) Date: 2007-05-07

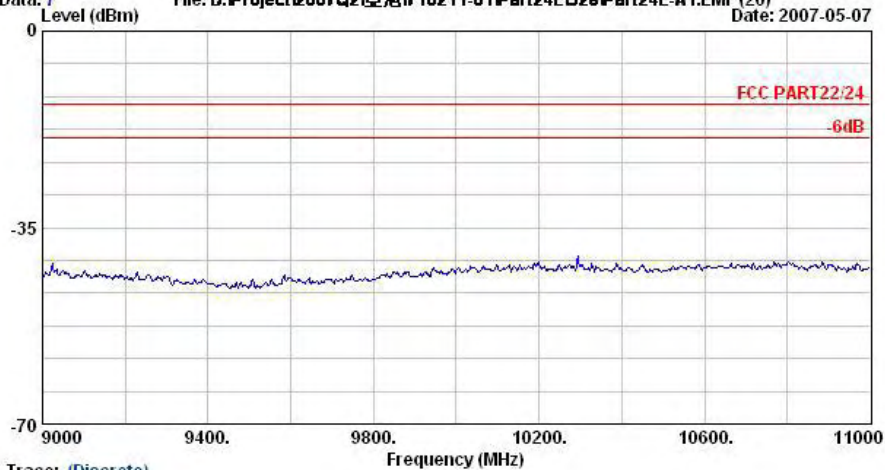


Trace: (Discrete)

Site : 03CH06-HY
 Condition : HF-SPURIOUS HORIZONTAL
 EUT : PDA
 Power : 120Vac/60Hz
 Model : FG 710211-01
 Memo : PCS 1900 Link Mode ; CR661+Adapter
 Plane : E2
 Scanner : A1



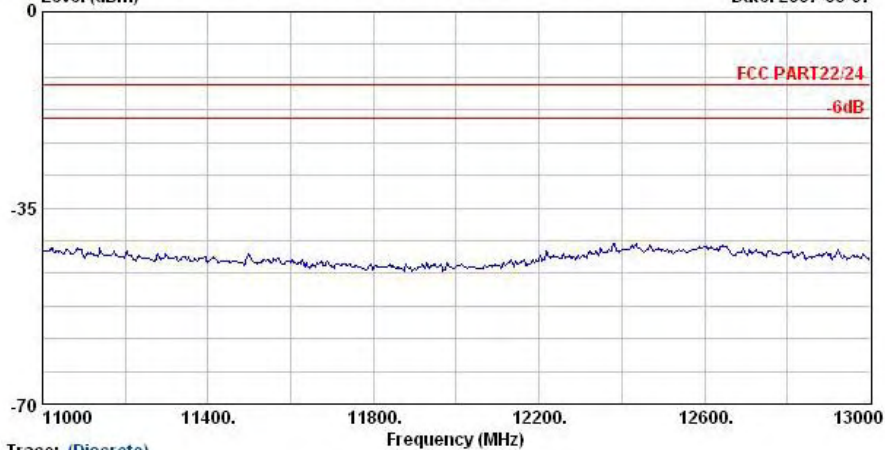
Data: 7 File: D:\Project\2007Q2\578710211-01\Part24E528\Part24E-A1.EMI (20) Date: 2007-05-07



Trace: (Discrete)

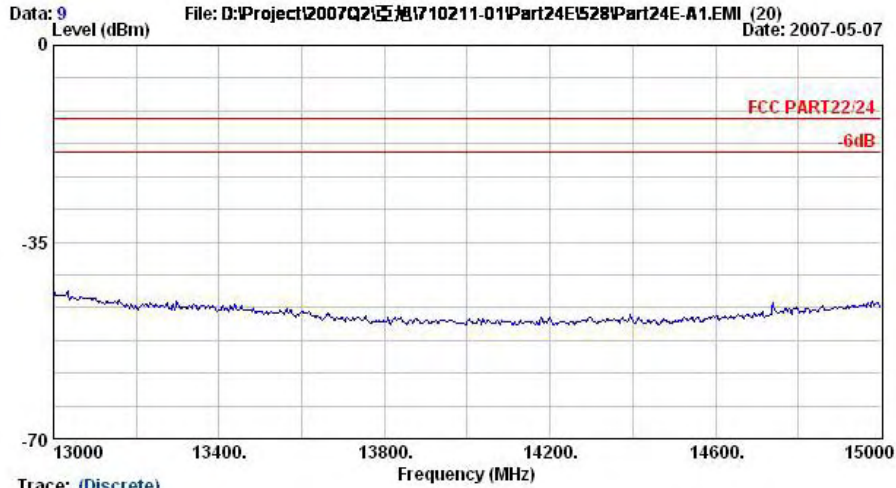
Site : 03CH06-HY
Condition : HF-SPURIOUS HORIZONTAL
EUT : PDA
Power : 120Vac/60Hz
Model : FG 710211-01
Memo : PCS 1900 Link Mode ; CH661+Adapter
Plane : E2
Scanner : A1

Data: 8 File: D:\Project\2007Q2\578710211-01\Part24E528\Part24E-A1.EMI (20) Date: 2007-05-07



Trace: (Discrete)

Site : 03CH06-HY
Condition : HF-SPURIOUS HORIZONTAL
EUT : PDA
Power : 120Vac/60Hz
Model : FG 710211-01
Memo : PCS 1900 Link Mode ; CH661+Adapter
Plane : E2
Scanner : A1



Trace: (Discrete)

Site : 03CH06-HY
Condition : HF-SPURIOUS HORIZONTAL
EUT : PDA
Power : 120Vac/60Hz
Model : FG 710211-01
Memo : PCS 1900 Link Mode ; CH661+Adapter
Plane : E2
Scanner : A1

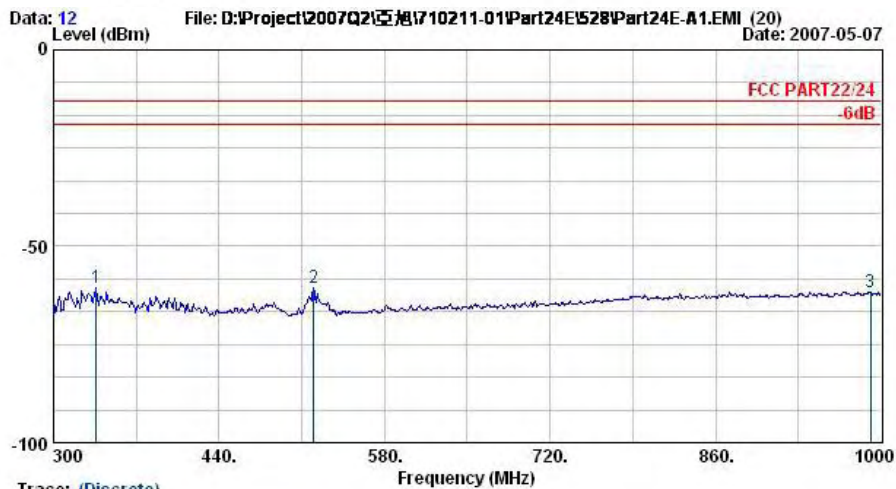


Vertical Polarization



Trace: (Discrete)
 Site : 03CH06-HY
 Condition : LF-SPURIOUS VERTICAL
 EUT : PDA
 Power : 120Vac/60Hz
 Model : FG 710211-01
 Memo : PCS 1900 Link Mode ; CH661+Adapter
 Plane : E2
 Scanner : A1

	Freq MHz	Level dBm	Over Limit dB	Limit Line dBm	Read Level dBm	Factor dB	Remark
1 @	33.24	-54.64	-41.64	-13.00	-44.75	-9.89	Peak
2 @	71.58	-51.05	-38.05	-13.00	-39.31	-11.74	Peak
3 @	143.13	-52.18	-39.18	-13.00	-44.10	-8.08	Peak

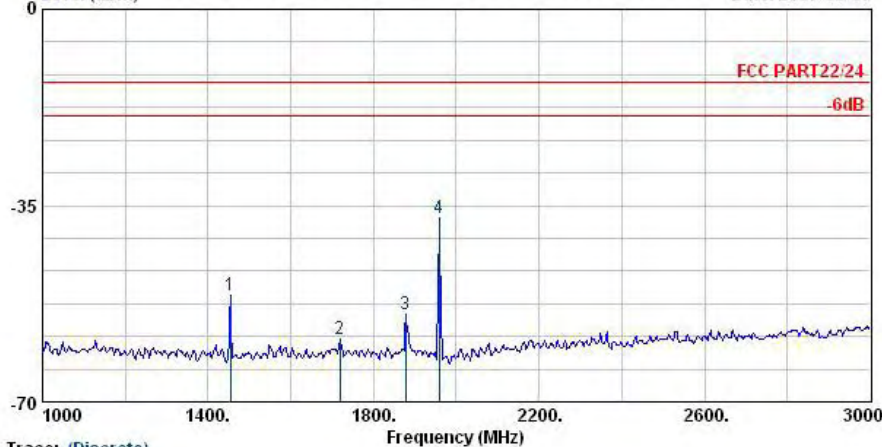


Trace: (Discrete)
 Site : 03CH06-HY
 Condition : LF-SPURIOUS VERTICAL
 EUT : PDA
 Power : 120Vac/60Hz
 Model : FG 710211-01
 Memo : PCS 1900 Link Mode ; CH661+Adapter
 Plane : E2
 Scanner : A1

	Freq MHz	Level dBm	Over Limit dB	Limit Line dBm	Read Level dBm	Factor dB	Remark
1 @	336.40	-60.50	-47.50	-13.00	-54.82	-5.67	Peak
2 @	519.80	-60.68	-47.68	-13.00	-57.79	-2.89	Peak
3 @	990.90	-61.58	-48.58	-13.00	-64.17	2.59	Peak



Data: 13 File: D:\Project\2007Q2\2007-05-07\710211-01\Part24E\528V\Part24E-A1.EMI (20) Date: 2007-05-07



Trace: (Discrete)

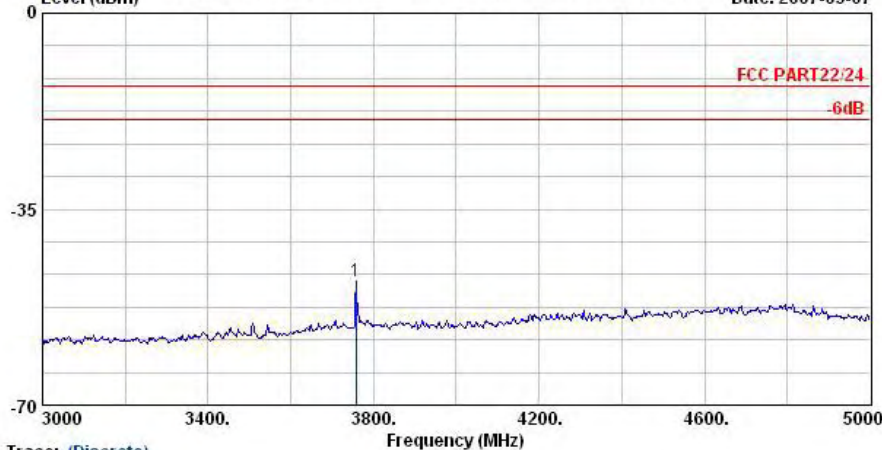
Site : 03CH06-HY
Condition : HF-SPURIOUS VERTICAL
EDT : PDA
Power : 120Vac/60Hz
Model : FG 710211-01
Memo : PCS 1900 Link Mode ; CH661+Adapter
Plane : E2
Scanner : A1

Table with 7 columns: Freq (MHz), Level (dBm), Over Limit (dB), Limit Line (dBm), Read Level (dBm), Factor (dB), Remark. Contains 4 rows of peak data.

Remark:

- 1. #3: MS Signal
2. #4: BS Signal

Data: 14 File: D:\Project\2007Q2\2007-05-07\710211-01\Part24E\528V\Part24E-A1.EMI (20) Date: 2007-05-07



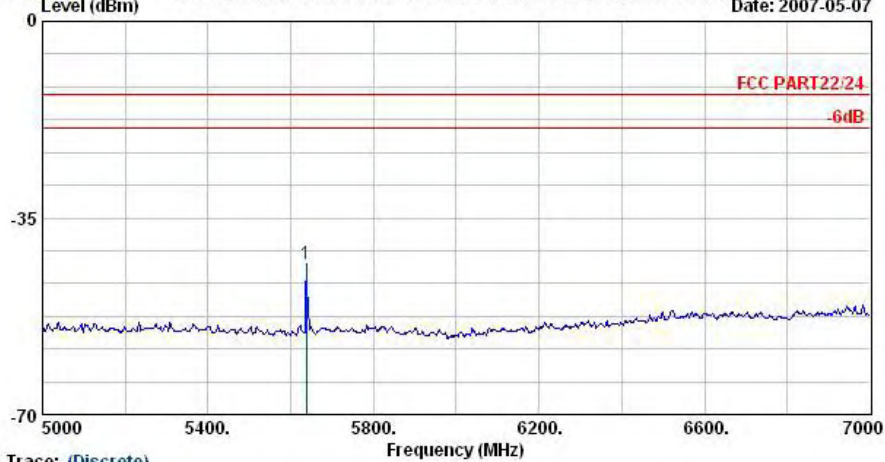
Trace: (Discrete)

Site : 03CH06-HY
Condition : HF-SPURIOUS VERTICAL
EDT : PDA
Power : 120Vac/60Hz
Model : FG 710211-01
Memo : PCS 1900 Link Mode ; CH661+Adapter
Plane : E2
Scanner : A1

Table with 7 columns: Freq (MHz), Level (dBm), Over Limit (dB), Limit Line (dBm), Read Level (dBm), Factor (dB), Remark. Contains 1 row of peak data.



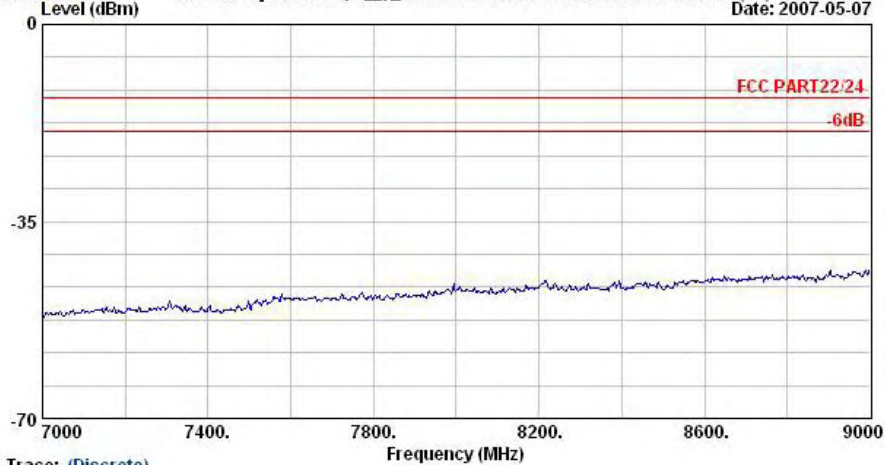
Data: 15 File: D:\Project\2007Q2\5781710211-01Part24E528VPart24E-A1.EMI (20) Date: 2007-05-07



Trace: (Discrete)
 Site : 03CH06-HY
 Condition : HF-SPURIOUS VERTICAL
 EUT : PDA
 Power : 120Vac/60Hz
 Model : FG 710211-01
 Memo : PCS 1900 Link Mode ; CH661+Adapter
 Plane : E2
 Scanner : A1

	Freq	Level	Over	Limit	Read	Factor	Remark
	MHz	dBm	dB	dBm	dBm	dB	
1 @	5638.00	-43.22	-30.22	-13.00	-51.87	8.65	Peak

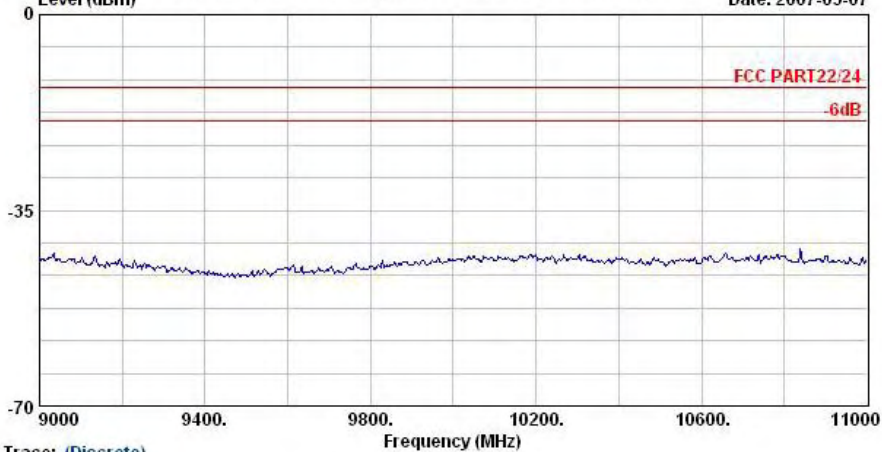
Data: 16 File: D:\Project\2007Q2\5781710211-01Part24E528VPart24E-A1.EMI (20) Date: 2007-05-07



Trace: (Discrete)
 Site : 03CH06-HY
 Condition : HF-SPURIOUS VERTICAL
 EUT : PDA
 Power : 120Vac/60Hz
 Model : FG 710211-01
 Memo : PCS 1900 Link Mode ; CH661+Adapter
 Plane : E2
 Scanner : A1



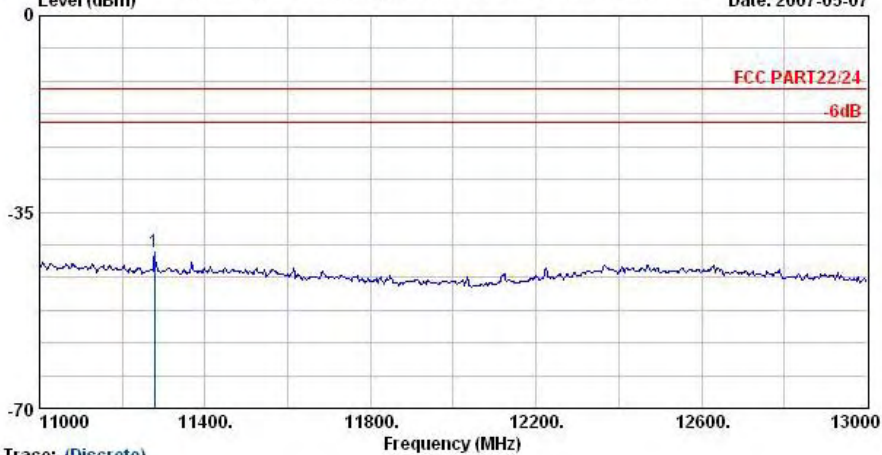
Data: 17 File: D:\Project\2007Q2\IC 710211-01\Part24E\528\Part24E-A1.EMI (20) Date: 2007-05-07



Trace: (Discrete)

Site : 03CH06-HY
 Condition : HF-SPURIOUS VERTICAL
 EUT : PDA
 Power : 120Vac/60Hz
 Model : FG 710211-01
 Memo : PCS 1900 Link Mode ; CH661+Adapter
 Plane : E2
 Scanner : A1

Data: 18 File: D:\Project\2007Q2\IC 710211-01\Part24E\528\Part24E-A1.EMI (20) Date: 2007-05-07



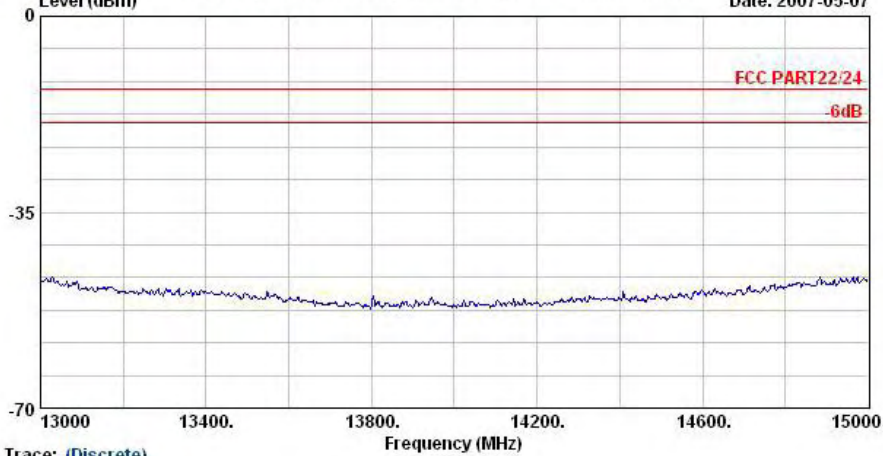
Trace: (Discrete)

Site : 03CH06-HY
 Condition : HF-SPURIOUS VERTICAL
 EUT : PDA
 Power : 120Vac/60Hz
 Model : FG 710211-01
 Memo : PCS 1900 Link Mode ; CH661+Adapter
 Plane : E2
 Scanner : A1

1 @	Freq MHz	Level dBm	Over Limit dB	Limit Line dBm	Read Level dBm	Factor dB	Remark
	11278.00	-42.17	-29.17	-13.00	-61.05	18.87	Peak



Data: 19 File: D:\Project\2007Q2\25710211-01\Part24E\528\Part24E-A1.EMI (20) Date: 2007-05-07
Level (dBm)



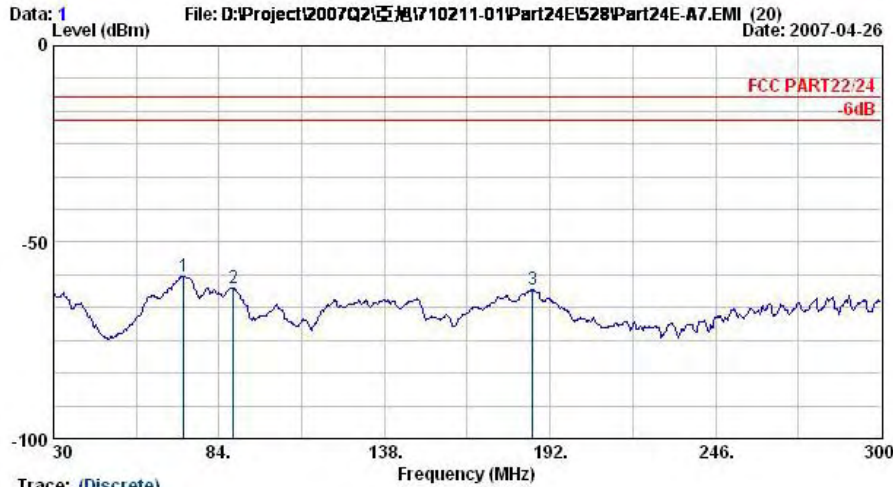
Trace: (Discrete)

Site : 03CH06-HY
Condition : HF-SPURIOUS VERTICAL
EUT : PDA
Power : 120Vac/60Hz
Model : FG 710211-01
Memo : PCS 1900 Link Mode ; CH661+Adapter
Plane : E2
Scanner : A1

Remark : There is no more obvious emission except the listings above.



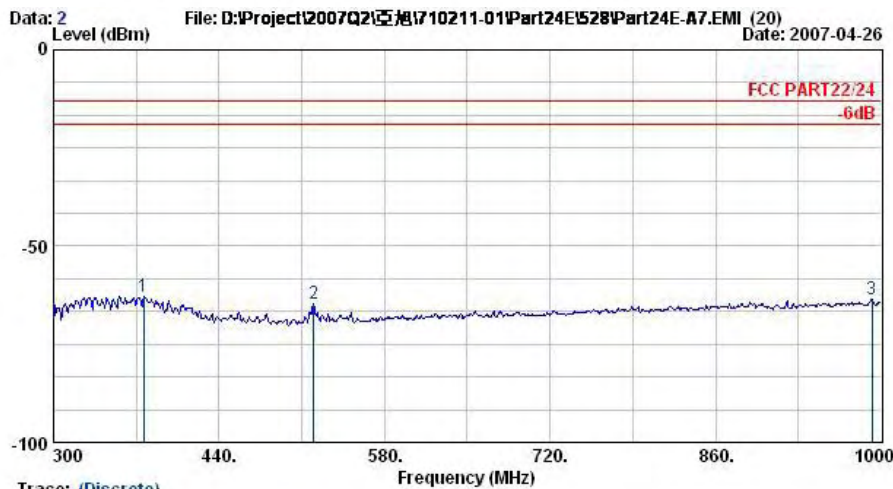
4.6.5.23 Mode 23
Horizontal Polarization



Trace: (Discrete)

Site : 03CH06-HY
 Condition : LF-SPURIOUS HORIZONTAL
 EUT : PDA
 Power : 120Vac/60Hz
 Model : FG 710211-01
 Memo : PCS 1900 Link Mode ; CH661+Adapter
 Plane : E2
 Scanner : A7

	Freq	Level	Over	Limit	Read	Factor	Remark
	MHz	dBm	dB	dBm	dBm	dB	
1 @	72.39	-58.61	-45.61	-13.00	-46.26	-12.34	Peak
2 @	88.59	-61.59	-48.59	-13.00	-49.30	-12.28	Peak
3 @	186.33	-62.07	-49.07	-13.00	-48.84	-13.23	Peak



Trace: (Discrete)

Site : 03CH06-HY
 Condition : LF-SPURIOUS HORIZONTAL
 EUT : PDA
 Power : 120Vac/60Hz
 Model : FG 710211-01
 Memo : PCS 1900 Link Mode ; CH661+Adapter
 Plane : E2
 Scanner : A7

	Freq	Level	Over	Limit	Read	Factor	Remark
	MHz	dBm	dB	dBm	dBm	dB	
1 @	376.30	-62.78	-49.78	-13.00	-55.47	-7.30	Peak
2 @	519.80	-64.77	-51.77	-13.00	-59.93	-4.85	Peak
3 @	992.30	-63.59	-50.59	-13.00	-63.75	0.17	Peak