


## 6 PHOTOGRAPHS OF THE TEST CONFIGURATION


CONDUCTED EMISSION TEST  
(For Test Mode A)




(For Test Mode B)




### RADIATED EMISSION TEST (For Test Mode A)




(For Test Mode B – X axis)




(For Test Mode B – Y axis)




(For Test Mode B – Z axis)



(For Test Mode C – X axis)



(For Test Mode C – Y axis)





(For Test Mode C – Z axis)

