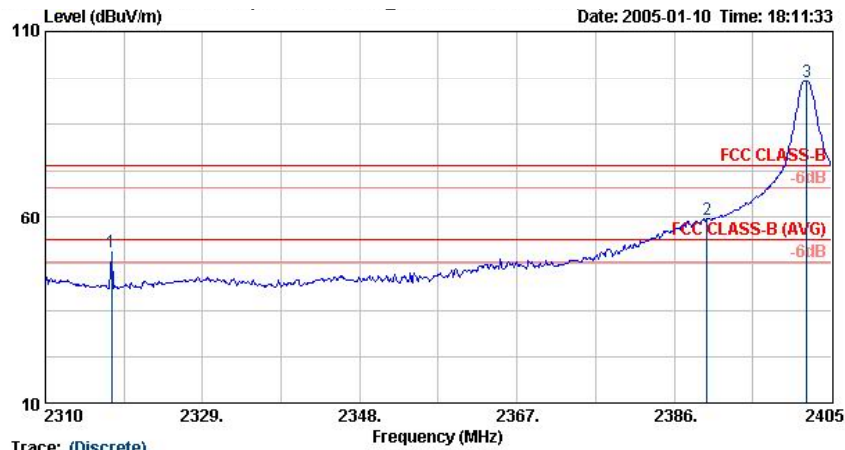
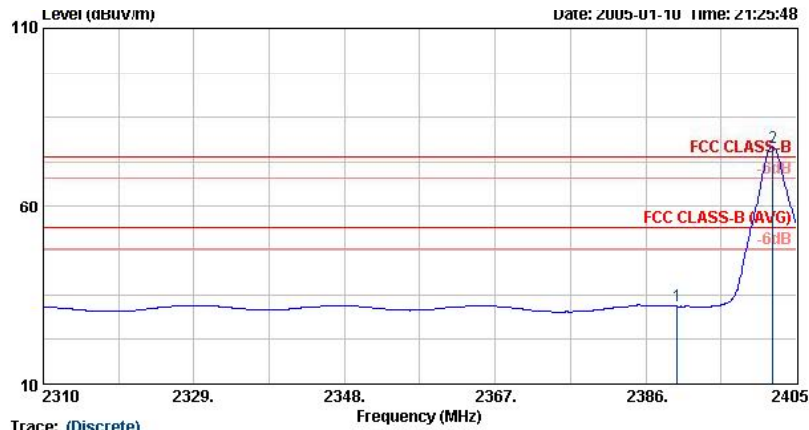


# Lower Band Edge Vertical



Site : 03CH06-HY  
 Condition : FCC CLASS-B 3m HF-HORN-AH-118 VERTICAL  
 EUT : PDA  
 Power : 120Vac/60Hz  
 Model : 7525C  
 Memo : BT TX CH00 2402MHz

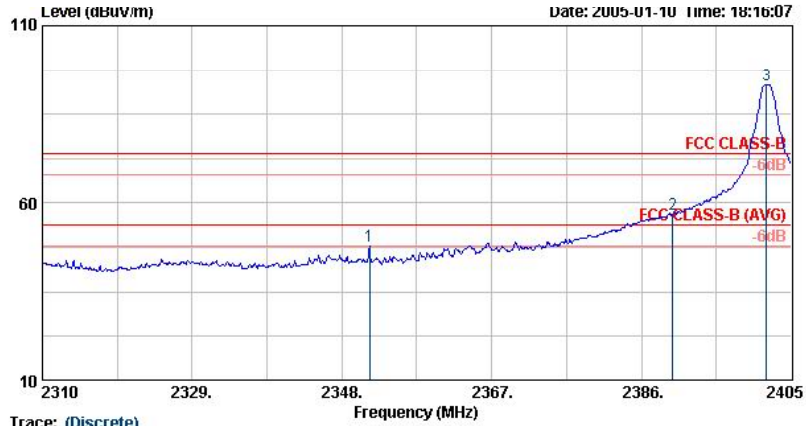
	Freq	Level	Over	Limit	ReadAntenna	Preamp	Cable	Remark	Ant	Table
	MHz	dBuV/m	dB	dBuV/m	Level	Factor	Loss		Pos	Pos
					dBuV	dB/m	dB		cm	deg
1	2317.98	50.44	-23.56	74.00	54.08	28.33	35.24	3.27 Peak	---	---
2	2390.00	59.44	-14.56	74.00	62.96	28.40	35.25	3.32 Peak	---	---
3 @	2402.06	96.68	22.68	74.00	100.20	28.40	35.25	3.32 Peak	---	---



Site : 03CH06-HY  
 Condition : FCC CLASS-B 3m HF-HORN-AH-118 VERTICAL  
 EUT : PDA  
 Power : 120Vac/60Hz  
 Model : 7525C  
 Memo : BT TX CH00 2402MHz

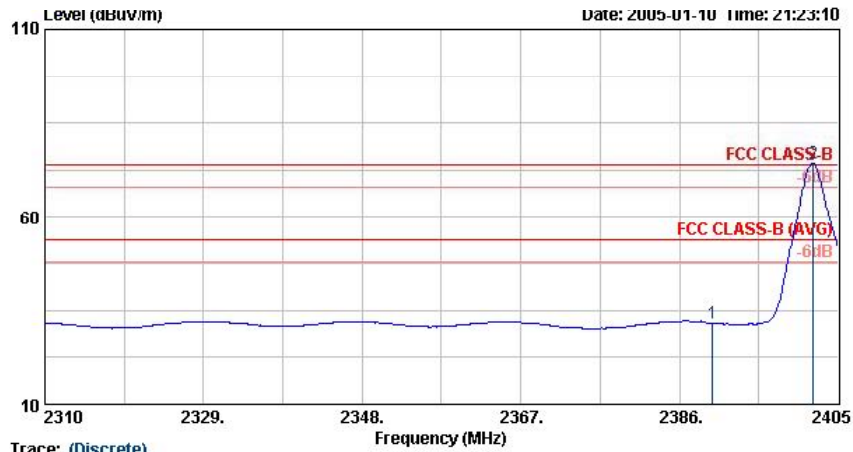
	Freq	Level	Over	Limit	ReadAntenna	Preamp	Cable	Remark	Ant	Table
	MHz	dBuV/m	dB	dBuV/m	Level	Factor	Loss		Pos	Pos
					dBuV	dB/m	dB		cm	deg
1	2390.00	31.76	-22.24	54.00	35.28	28.40	35.25	3.32 Average	---	---
2 x	2402.06	76.61	22.61	54.00	80.14	28.40	35.25	3.32 Average	---	---

# Horizontal



Trace: (Discrete)  
 Site : 03CH06-HY  
 Condition : FCC CLASS-B 3m HF-HORN-AH-118 HORIZONTAL  
 EUT : PDA  
 Power : 120Vac/60Hz  
 Model : 7525C  
 Memo : BT TX CH00 2402MHz

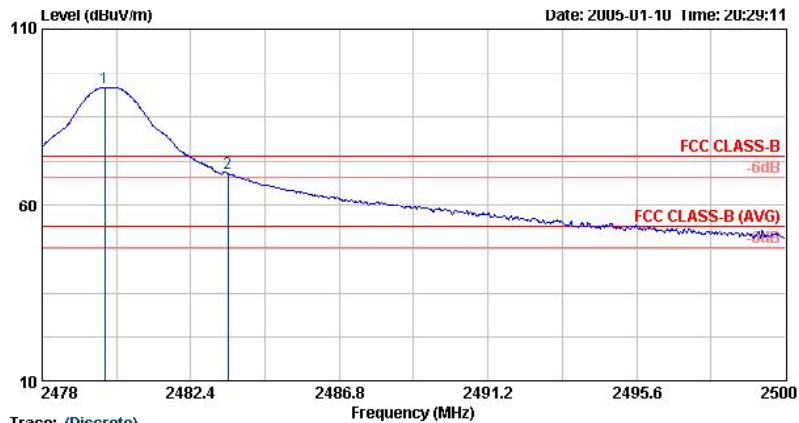
	Freq	Level	Over	Limit	ReadAntenna	Preamp	Cable	Remark	Ant	Table
	MHz	dBuV/m	dB	dBuV/m	Level	Factor	Loss		Pos	Pos
					Factor	Factor	Factor		cm	deg
1	2351.52	48.10	-25.90	74.00	51.69	28.36	35.24	3.29 Peak	---	---
2	2390.00	56.85	-17.15	74.00	60.37	28.40	35.25	3.32 Peak	---	---
3 X	2401.87	93.30	19.30	74.00	96.83	28.40	35.25	3.32 Peak	---	---



Trace: (Discrete)  
 Site : 03CH06-HY  
 Condition : FCC CLASS-B 3m HF-HORN-AH-118 HORIZONTAL  
 EUT : PDA  
 Power : 120Vac/60Hz  
 Model : 7525C  
 Memo : BT TX CH00 2402MHz

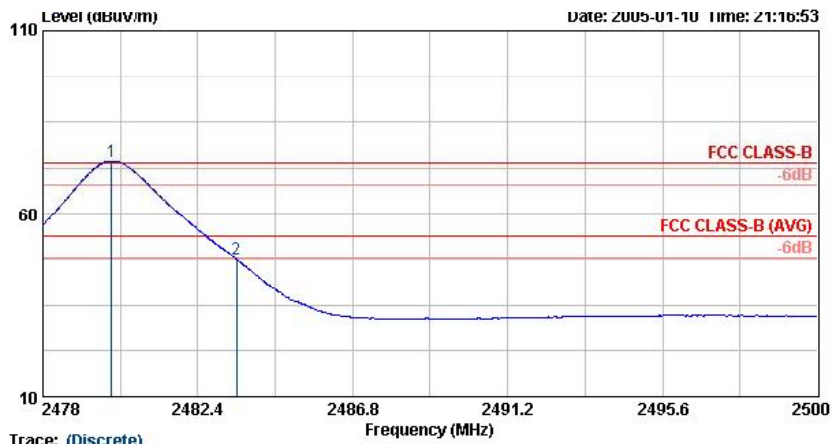
	Freq	Level	Over	Limit	ReadAntenna	Preamp	Cable	Remark	Ant	Table
	MHz	dBuV/m	dB	dBuV/m	Level	Factor	Loss		Pos	Pos
					Factor	Factor	Factor		cm	deg
1	2390.00	31.60	-22.40	54.00	35.12	28.40	35.25	3.32 Average	---	---
2 X	2402.06	74.40	20.40	54.00	77.93	28.40	35.25	3.32 Average	---	---

# Higher Band Edge Vertical



Trace: (Discrete)  
 Site : 03CH06-HY  
 Condition : FCC CLASS-B 3m HF-HORN-AH-118 VERTICAL  
 EUT : PDA  
 Power : 120Vac/60Hz  
 Model : 7525C  
 Memo : BT TX CH78 2480MHz

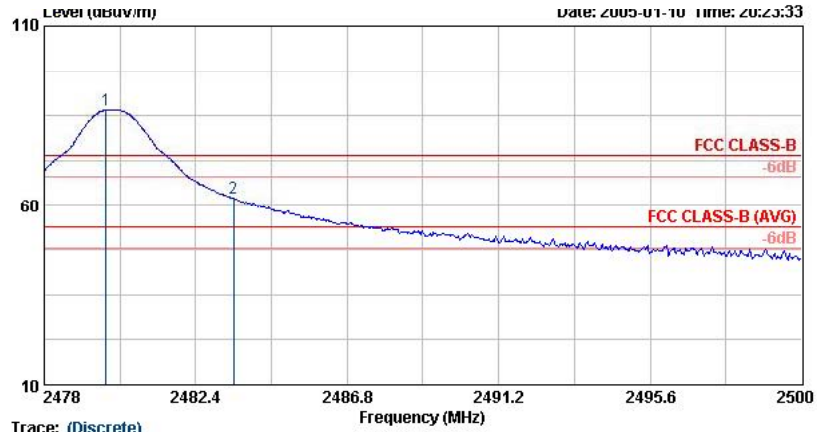
	Freq	Level	Over	Limit	ReadAntenna	Preamp	Cable	Remark	Ant	Table
	MHz	dBuV/m	Limit	Line	Level	Factor	Loss		Pos	Pos
			dB	dBuV/m	dBuV	dB/m	dB		cm	deg
1 X	2479.85	93.38	19.38	74.00	96.78	28.48	35.26	3.38 Peak	---	---
2 I	2483.50	68.93	-5.07	74.00	72.92	28.48	35.26	3.38 Peak	---	---



Trace: (Discrete)  
 Site : 03CH06-HY  
 Condition : FCC CLASS-B 3m HF-HORN-AH-118 VERTICAL  
 EUT : PDA  
 Power : 120Vac/60Hz  
 Model : 7525C  
 Memo : BT TX CH78 2480MHz

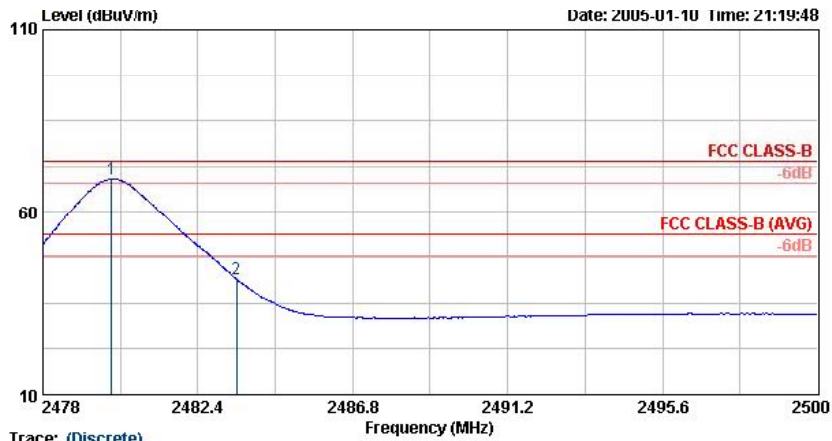
	Freq	Level	Over	Limit	ReadAntenna	Preamp	Cable	Remark	Ant	Table
	MHz	dBuV/m	Limit	Line	Level	Factor	Loss		Pos	Pos
			dB	dBuV/m	dBuV	dB/m	dB		cm	deg
1 X	2479.96	74.50	20.50	54.00	77.89	28.48	35.26	3.38 Average	202	100
2	2483.50	47.52	-6.48	54.00	50.92	28.48	35.26	3.38 Average	202	100

# Horizontal



Trace: (Discrete)  
 Site : 03CH06-HY  
 Condition : FCC CLASS-B 3m HF-HORN-AH-118 HORIZONTAL  
 EUT : PDA  
 Power : 120Vac/60Hz  
 Model : 7525C  
 Memo : BT TX CH78 2480MHz

	Freq	Level	Over	Limit	ReadAntenna	Preamp	Cable	Ant	Table
	MHz	dBuV/m	dB	dBuV/m	dBuV	dB/m	dB	cm	deg
1 X	2479.80	86.56	12.56	74.00	89.96	28.48	35.26	3.38	Peak
2	2483.50	61.88	-12.12	74.00	65.28	28.48	35.26	3.38	Peak



Trace: (Discrete)  
 Site : 03CH06-HY  
 Condition : FCC CLASS-B 3m HF-HORN-AH-118 HORIZONTAL  
 EUT : PDA  
 Power : 120Vac/60Hz  
 Model : 7525C  
 Memo : BT TX CH78 2480MHz

	Freq	Level	Over	Limit	ReadAntenna	Preamp	Cable	Ant	Table
	MHz	dBuV/m	dB	dBuV/m	dBuV	dB/m	dB	cm	deg
1 X	2479.96	69.13	15.13	54.00	72.53	28.48	35.26	3.38	Average
2	2483.50	41.44	-12.56	54.00	44.84	28.48	35.26	3.38	Average