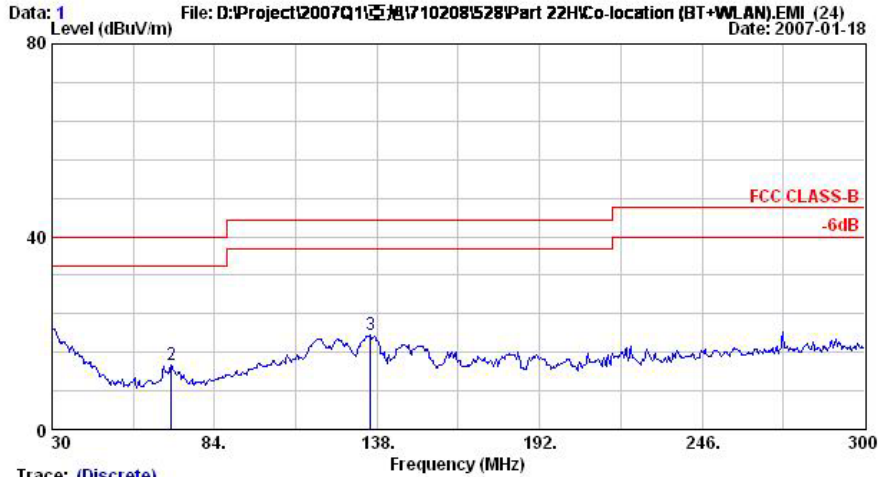




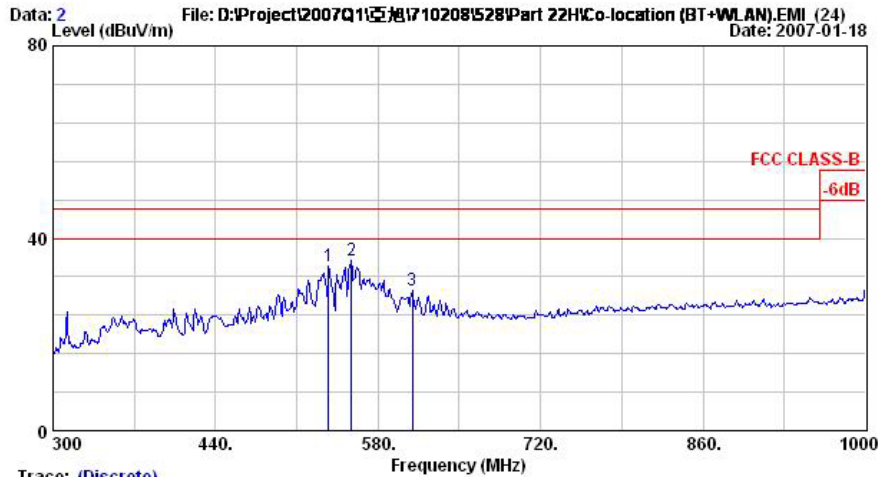
APPENDIX B. Part 15B RSE Data for BT+WLAN Co-location

Horizontal Polarization



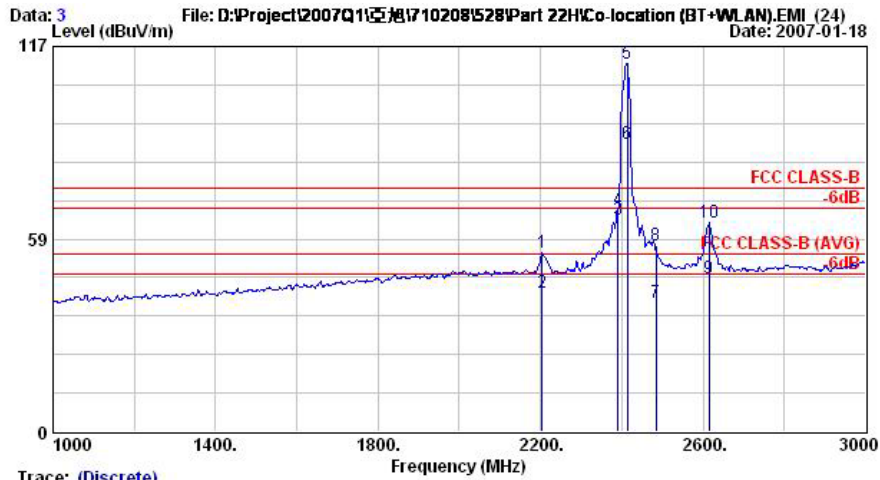
Trace: (Discrete)
 Site : 08CH06-HY
 Condition : LP-ANT(951121) HORIZONTAL
 EUT : PDA with GPRS/EDGE+WLAN11g+BT
 Power : 120Vac/60Hz
 Model : FR 710208
 Memo : BT TX_CM00+WLAN 11b Tx_CM01+Adaptor
 Plane : E2

	Freq	Level	Over	Limit	ReadAntenna	Cable	Preamp	Ant	Table	Remark	
	MHz	dBuV/m	dB	dBuV/m	dBuV	dB/m	dB	dB	cm	deg	
1 @	30.0	20.72	-19.28	40.00	31.68	19.66	0.84	31.46	---	---	Peak
2	69.7	13.42	-26.58	40.00	36.38	6.89	1.32	31.17	---	---	Peak
3	135.8	19.56	-23.94	43.50	38.02	10.89	1.70	31.06	---	---	Peak



Trace: (Discrete)
 Site : 08CH06-HY
 Condition : LP-ANT(951121) HORIZONTAL
 EUT : PDA with GPRS/EDGE+WLAN11g+BT
 Power : 120Vac/60Hz
 Model : FR 710208
 Memo : BT TX_CM00+WLAN 11b Tx_CM01+Adaptor
 Plane : E2

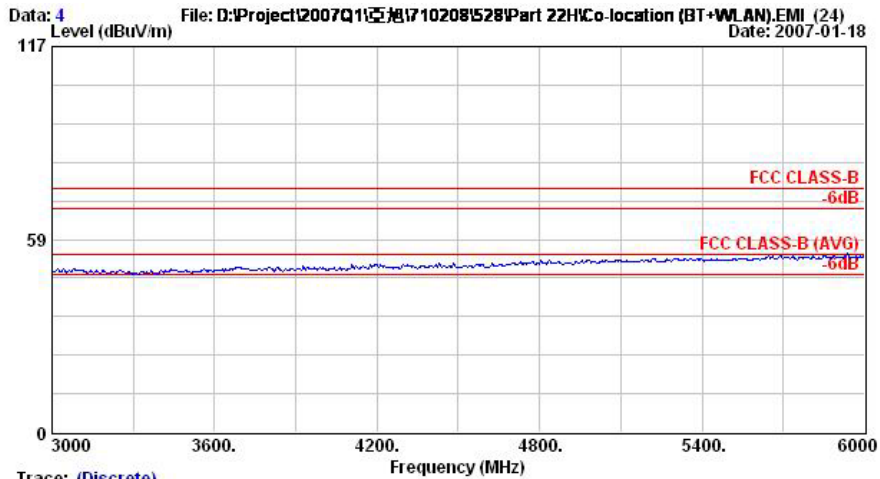
	Freq	Level	Over	Limit	ReadAntenna	Cable	Preamp	Ant	Table	Remark	
	MHz	dBuV/m	dB	dBuV/m	dBuV	dB/m	dB	dB	cm	deg	
1 @	537.3	34.21	-11.79	46.00	43.47	17.81	3.67	30.75	---	---	Peak
2 @	556.9	35.36	-10.64	46.00	44.32	18.02	3.75	30.72	100	186	Peak
3 @	609.4	29.28	-16.72	46.00	37.52	18.51	3.91	30.66	---	---	Peak



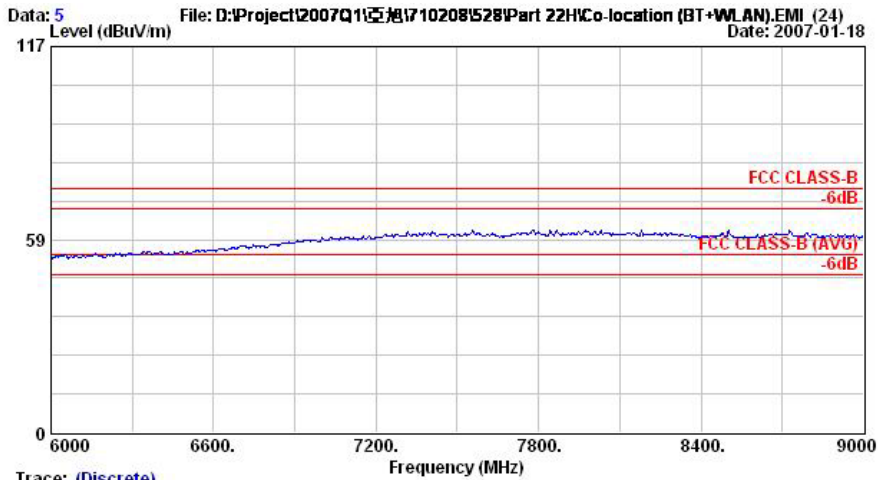
Trace: (Discrete)
 Site : 08CH06-HY
 Condition : HF-ANT-060410 HORIZONTAL
 EUT : PDA with GPRS/EDGE+WLAN 11g+BT
 Power : 120Vac/60Hz
 Model : FG
 Memo : BT TX_CH00+WLAN 11b Tx_CH01+Adaptor
 Plane : E2

	Freq	Level	Over	Limit	Read	Antenna	Cable	Preamp	Ant	Table	Remark
	MHz	dBuV/m	dB	dBuV/m	dBuV	dB/m	dB	dB	Pos	Pos	deg
1	2204.0	54.42	-19.58	74.00	56.02	30.18	3.54	35.31	100	0	Peak
2 @	2204.0	42.40	-11.60	54.00	44.00	30.18	3.54	35.31	100	142	Average
5 @	2414.0	111.98			113.39	30.27	3.77	35.46	100	0	Peak
6 @	2414.0	87.47			88.89	30.27	3.77	35.46	100	328	Average
7 @	2483.5	39.08	-14.92	54.00	40.44	30.29	3.86	35.51	100	328	Average
8 @	2483.5	56.39	-17.61	74.00	57.75	30.29	3.86	35.51	100	0	Peak
9 @	2614.0	46.47	-7.53	54.00	47.88	30.14	3.98	35.52	121	339	Average
10 @	2614.0	63.43	-10.57	74.00	64.84	30.14	3.98	35.52	100	0	Peak

Remark: #5 and #6 Fundamental Signal

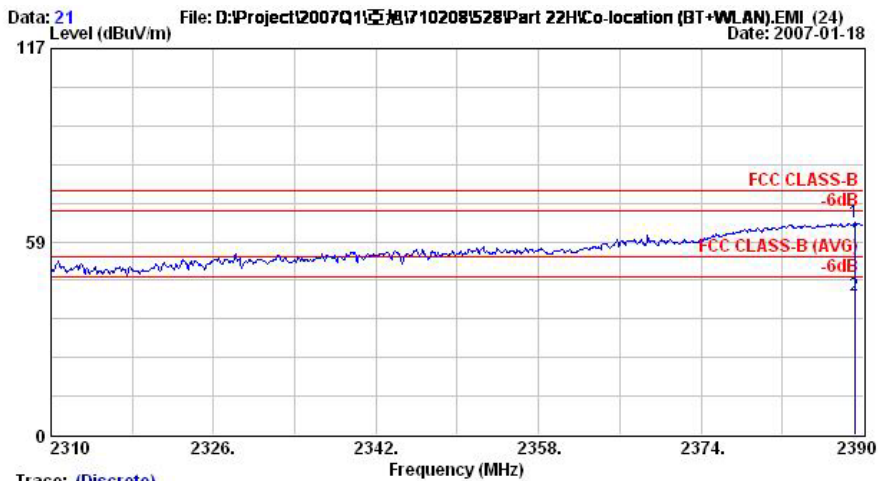


Trace: (Discrete)
 Site : 08CH06-HY
 Condition : HF-ANT-060410 HORIZONTAL
 EUT : PDA with GPRS/EDGE+WLAN 11g+BT
 Power : 120Vac/60Hz
 Model : FG
 Memo : BT TX_CH00+WLAN 11b Tx_CH01+Adaptor
 Plane : E2



Trace: (Discrete)

Site : 03CH06-HY
 Condition : HF-ANT-060410 HORIZONTAL
 EUT : PDA with GPRS/EDGE+WLAN 11g+BT
 Power : 120Vac/60Hz
 Model : FG
 Memo : BT TX_CM00+WLAN 11b Tx_CM01+Adaptor
 Plane : E2



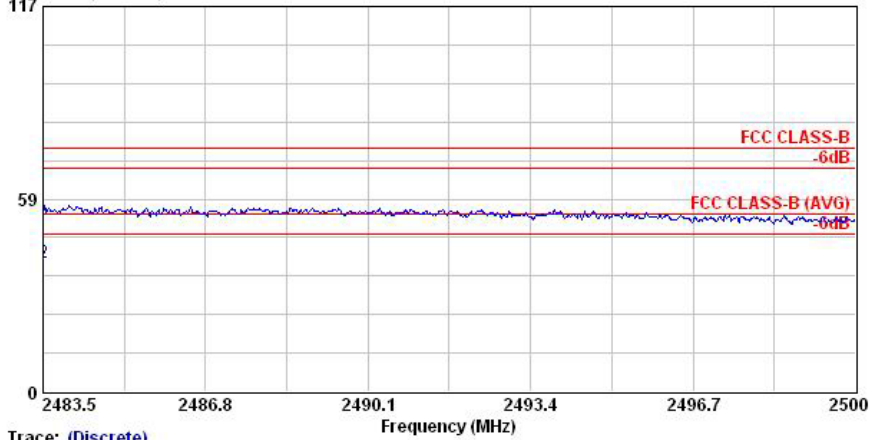
Trace: (Discrete)

Site : 03CH06-HY
 Condition : HF-ANT-060410 HORIZONTAL
 EUT : PDA with GPRS/EDGE+WLAN 11g+BT
 Power : 120Vac/60Hz
 Model : FG
 Memo : BT TX_CM00+WLAN 11b Tx_CM01+Adaptor
 Plane : E2

	Freq	Level	Over Limit	Limit Line	ReadAntenna Level	Antenna Factor	Cable Loss	Preamp Factor	Ant Pos	Table Pos	Remark
	MHz	dBuV/m	dB	dBuV/m	dBuV	dB/m	dB	dB	cm	deg	
1 @	2389.1	64.43	-9.57	74.00	65.86	30.26	3.75	35.44	100	0	Peak
2 @	2389.1	42.40	-11.60	54.00	43.83	30.26	3.75	35.44	100	328	Average



Data: 22 File: D:\Project\2007Q1\249710208\528\Part 22\ICo-location (BT+WLAN).EMI (24) Level (dBuV/m) Date: 2007-01-18



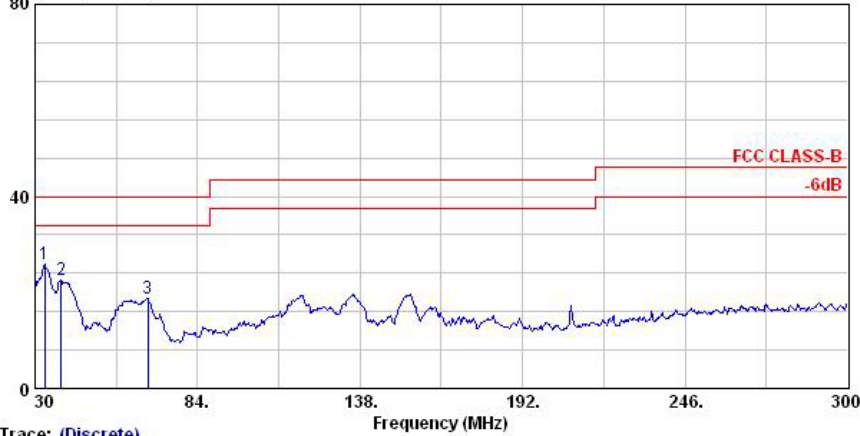
Trace: (Discrete)
 Site : 03CH06-HY
 Condition : HF-ANT-060410 HORIZONTAL
 EUT : PDA with GPRS/EDGE+WLAN 11g+BT
 Power : 120Vac/60Hz
 Model : PG
 Memo : BT_TX_CH00+WLAN 11b Tx_CH01+Adaptor
 Plane : E2

	Freq	Level	Over Limit	Limit Line	ReadAntenna	Cable	Preamp	Ant	Table	Remark
	MHz	dBuV/m	dB	dBuV/m	dBuV	dB	dB	cm	deg	
1 @	2483.5	56.39	-17.61	74.00	57.75	3.86	35.51	100	0	Peak
2 @	2483.5	39.08	-14.92	54.00	40.44	3.86	35.51	100	328	Average



Vertical Polarization

Data: 11 File: D:\Project\2007Q1\58710208\528\Part 22\HC\Co-location (BT+WLAN).EMI (24) Date: 2007-01-18

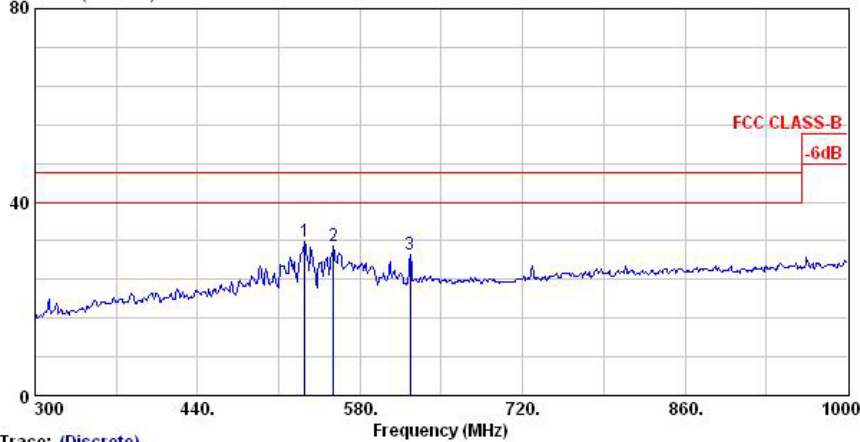


Trace: (Discrete)

Site : 08CH06-HY
 Condition : LF-ANT(951121) VERTICAL
 EUT : FDA with GPRS/EDGE+WLAN11g+BT
 Power : 120V_{ac}/60Hz
 Model : FR 710208
 Memo : BT TX_CH00+WLAN 11b Tx_CH01+Adaptor
 Plane : E2

	Freq	Level	Over Limit	Limit Line	ReadAntenna Level	Antenna Factor	Cable Loss	Preamp Factor	Ant Pos	Table Pos	Remark
	MHz	dBuV/m	dB	dBuV/m	dBuV	dB/m	dB	dB	cm	deg	
1 @	33.2	25.99	-14.01	40.00	38.94	17.54	0.86	31.36	100	75	Peak
2 @	38.6	22.66	-17.34	40.00	38.94	14.03	0.91	31.23	---	---	Peak
3 @	67.5	18.65	-21.35	40.00	41.68	6.84	1.28	31.15	---	---	Peak

Data: 12 File: D:\Project\2007Q1\58710208\528\Part 22\HC\Co-location (BT+WLAN).EMI (24) Date: 2007-01-18



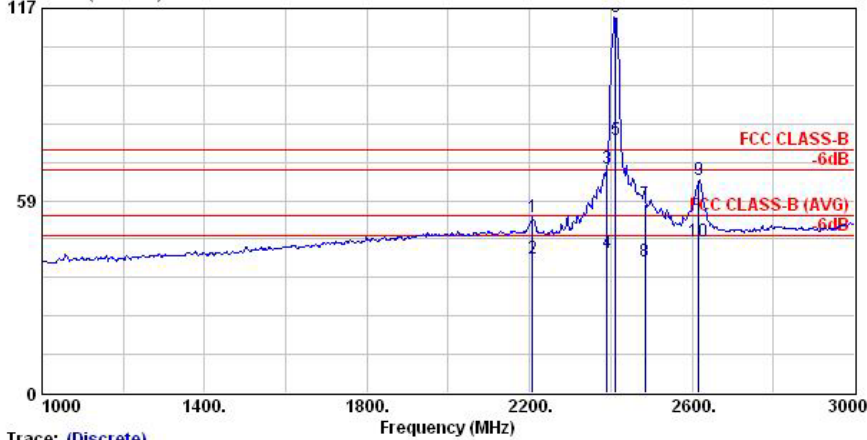
Trace: (Discrete)

Site : 08CH06-HY
 Condition : LF-ANT(951121) VERTICAL
 EUT : FDA with GPRS/EDGE+WLAN11g+BT
 Power : 120V_{ac}/60Hz
 Model : FR 710208
 Memo : BT TX_CH00+WLAN 11b Tx_CH01+Adaptor
 Plane : E2

	Freq	Level	Over Limit	Limit Line	ReadAntenna Level	Antenna Factor	Cable Loss	Preamp Factor	Ant Pos	Table Pos	Remark
	MHz	dBuV/m	dB	dBuV/m	dBuV	dB/m	dB	dB	cm	deg	
1 @	532.4	31.85	-14.15	46.00	41.18	17.76	3.65	30.75	---	---	Peak
2 @	556.9	30.79	-15.21	46.00	39.74	18.02	3.75	30.72	---	---	Peak
3 @	623.4	29.21	-16.79	46.00	37.31	18.57	3.99	30.66	---	---	Peak



Data: 13 File: D:\Project\2007Q1\1528\10208\528\Part 22\ICo-location (BT+WLAN).EMI (24) Date: 2007-01-18
 Level (dBuV/m)



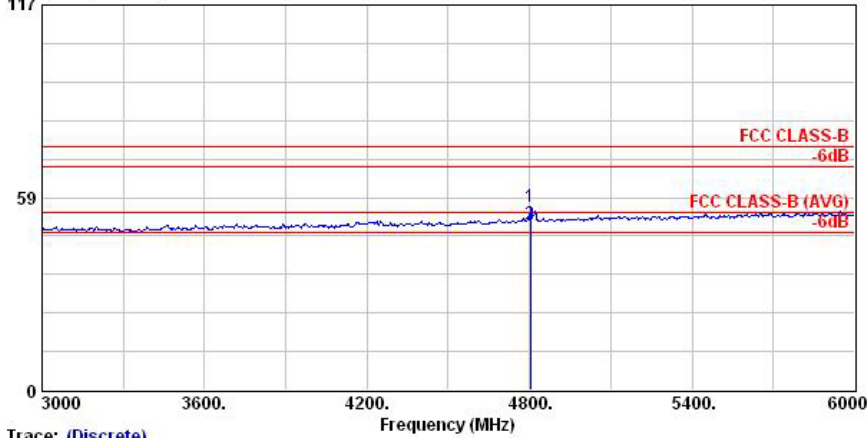
Trace: (Discrete)
 Site : 08CH06-HY
 Condition : HF-ANT-060410 VERTICAL
 EUT : PDA with GPRS/EDGE+WLAN 11g+BT
 Power : 120V_{ac}/60Hz
 Model : PG
 Memo : BT TX_CM00+WLAN 11b Tx_CM01+Adaptor
 Plane : E2

	Freq	Level	Over	Limit	Read	Antenna	Cable	Preamp	Ant	Table	Remark
	MHz	dBuV/m	dB	dBuV/m	dBuV	dB/m	dB	dB	cm	deg	
1	2208.0	53.51	-20.49	74.00	55.08	30.18	3.56	35.31	100	0	Peak
2 @	2208.0	40.85	-13.15	54.00	42.43	30.18	3.56	35.31	123	261	Average
3 @	2390.0	68.14	-5.86	74.00	69.58	30.26	3.75	35.46	100	0	Peak
4 @	2390.0	42.74	-11.26	54.00	44.19	30.26	3.75	35.46	100	185	Average
5 @	2412.0	76.89			78.47	30.18	3.56	35.31	100	185	Average
6 @	2412.0	114.19			15.61	30.27	3.77	35.46	100	0	Peak
7 @	2483.5	57.53	-16.47	74.00	58.89	30.29	3.86	35.51	100	0	Peak
8 @	2483.5	40.09	-13.91	54.00	41.45	30.29	3.86	35.51	100	185	Average
9 @	2615.8	64.81	-9.19	74.00	66.21	30.14	3.98	35.52	100	0	Peak
10 @	2615.8	46.24	-7.76	54.00	47.65	30.14	3.98	35.52	100	257	Average

Remark: #5 and #6 Fundamental Signal



Data: 14 File: D:\Project\2007Q1\亞旭\710208\528\Part 22H\Co-location (BT+WLAN).EMI (24) Date: 2007-01-18

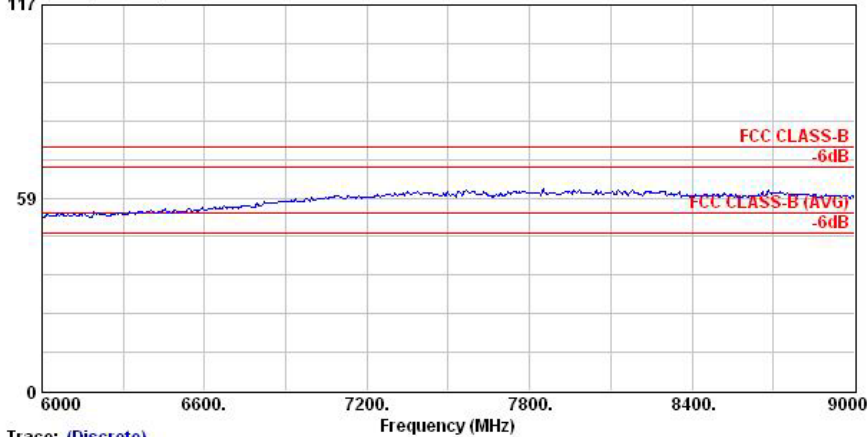


Trace: (Discrete)

Site : 08CH06-HY
Condition : HF-ANT-060410 VERTICAL
EUT : PDA with GPRS/EDGE+WLAN 11g+BT
Power : 120Vvac/60Hz
Model : FG
Memo : BT TX_CH00+WLAN 11b Tx_CH01+Adaptor
Plane : E2

Table with columns: Freq, Level, Over Limit, Limit Line, ReadAntenna Level Factor, Cable Loss Factor, Preamp Loss Factor, Ant Pos, Table Pos, Remark. Includes data for peak and average at 4804.0 MHz.

Data: 15 File: D:\Project\2007Q1\亞旭\710208\528\Part 22H\Co-location (BT+WLAN).EMI (24) Date: 2007-01-18

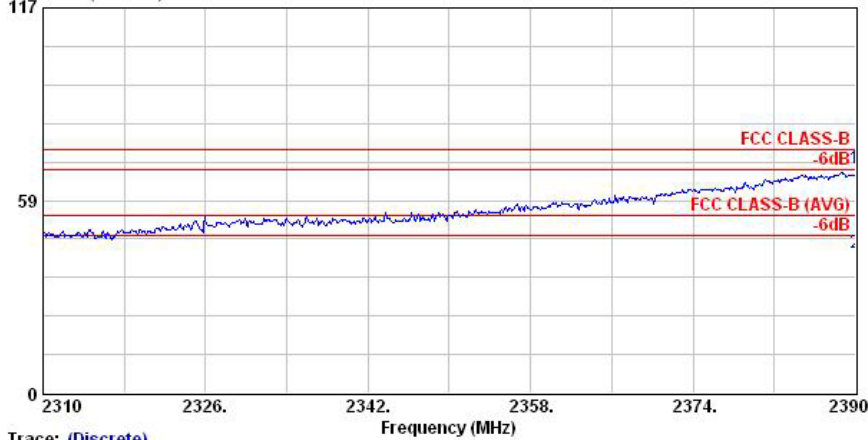


Trace: (Discrete)

Site : 08CH06-HY
Condition : HF-ANT-060410 VERTICAL
EUT : PDA with GPRS/EDGE+WLAN 11g+BT
Power : 120Vvac/60Hz
Model : FG
Memo : BT TX_CH00+WLAN 11b Tx_CH01+Adaptor
Plane : E2



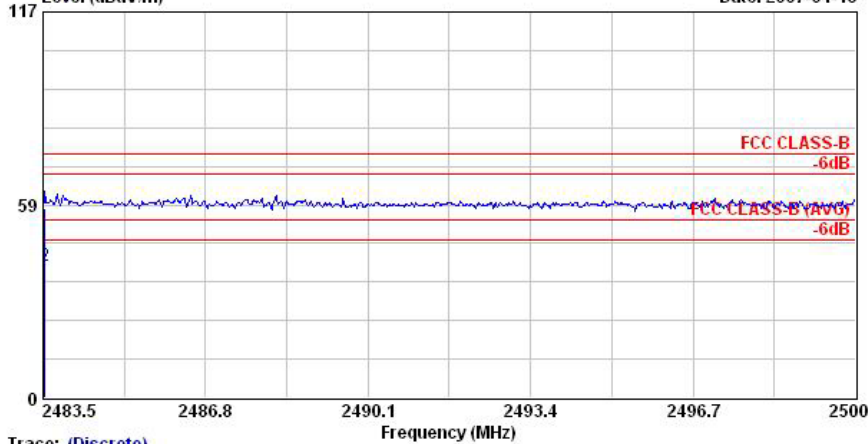
Data: 23 File: D:\Project\2007Q1\亞旭\710208\528\Part 22H\Co-location (BT+WLAN).EMI (24) Date: 2007-01-18



Trace: (Discrete)
Site : 08CH06-HY
Condition : HF-ANT-060410 VERTICAL
EUT : FDA with GPRS/EDGE+WLAN 11g+BT
Power : 120Vac/60Hz
Model : FG
Memo : BT TX_CHAN+WLAN 11b Tx_CHAN1+Adaptor
Plane : E2

Table with columns: Freq, Level, Over Limit, Limit Line, ReadAntenna Level, Antenna Factor, Cable Loss, Preamp Factor, Ant Pos, Table Pos, Remark. Includes rows for Peak and Average measurements at 2390.0 MHz.

Data: 24 File: D:\Project\2007Q1\亞旭\710208\528\Part 22H\Co-location (BT+WLAN).EMI (24) Date: 2007-01-18



Trace: (Discrete)
Site : 08CH06-HY
Condition : HF-ANT-060410 VERTICAL
EUT : FDA with GPRS/EDGE+WLAN 11g+BT
Power : 120Vac/60Hz
Model : FG
Memo : BT TX_CHAN+WLAN 11b Tx_CHAN1+Adaptor
Plane : E2

Table with columns: Freq, Level, Over Limit, Limit Line, ReadAntenna Level, Antenna Factor, Cable Loss, Preamp Factor, Ant Pos, Table Pos, Remark. Includes rows for Peak and Average measurements at 2483.5 MHz.

Remark: There is no more obvious spurious emission except the listings above.