



Product Service

**Choose certainty.
Add value.**

Report On

RF Exposure Assessment of the
Psion Teklogix Ikon HSDPA/UMTS/EDGE/GSM,
WiFi and Bluetooth Handheld Terminal with Robin Accessory

Document 75904796 Report 01 Issue 1

October 2008



Product Service

TUV Product Service Ltd, Octagon House, Concorde Way, Segensworth North,
Fareham, Hampshire, United Kingdom, PO15 5RL
Tel: +44 (0) 1489 558100. Website: www.tuvps.co.uk

REPORT ON

RF Exposure Assessment of the
Psion Teklogix Ikon HSDPA/UMTS/EDGE/GSM,
WiFi and Bluetooth Handheld Terminal with Robin Accessory

Document 75904796 Report 01 Issue 1

October 2008

PREPARED FOR


Psion Teklogix Europe SAS
135 Rue Rene Descartes
Aix en Provence Cedex 3
Parc de la Duranne BP421000
13591
France

PREPARED BY



M J Hardy
Senior Engineer

APPROVED BY



M Jenkins
Authorised Signatory

DATED

08 October 2008



Product Service

CONTENTS

Section		Page No
1	REPORT SUMMARY	2
1.1	Introduction	3
1.2	Brief Summary of Results	4
1.3	Product Information	6
1.4	Summary	6
2	TEST DETAILS	7
2.1	Rationale for Assessment of the RF Exposure	8
2.2	Defined Limits	9
2.3	Establishing Wavelength and 1/4 Wavelength	9
2.4	Far Field Calculations	10
3	FIGURES	11
3.1	Field Representations: European – ICNIRP Limits	12
3.2	Field Representations: American – FCC Limits	13
3.3	Field Representations: Canadian – RF Safety Code 6 Limits	15
3.4	Field Representations: Australian – ARPANSA Limits	16
4	DISCLAIMERS AND COPYRIGHT	18
4.1	Disclaimers and Copyright	19



Product Service

SECTION 1

REPORT SUMMARY

RF Exposure Assessment of the
Psion Teklogix Ikon
HSDPA/UMTS/EDGE/GSM, WiFi and Bluetooth Handheld Terminal with Robin Accessory



1.1 INTRODUCTION

The information contained in this report is intended to show verification of the RF Exposure Assessment of the Psion Teklogix Ikon HSDPA/UMTS/EDGE/GSM, WiFi and Bluetooth Handheld Terminal with Robin Accessory to the requirements of the applied test specifications.

Objective	To perform RF Exposure Assessment to determine the Equipment Under Test's (EUT's) compliance of the applied rules..
Applicant	Psion Teklogix Europe SAS
Manufacturer	Psion Teklogix Europe SAS
Manufacturing Description	HSDPA/UMTS/EDGE/GSM, WiFi and Bluetooth Handheld Terminal with Robin Accessory
Model Number(s)	7505 (UMTS) + MorphoRapID 1100xx GB
Hardware Version	B
Software Version	A2

Test Specification/Issue/Date

1. EN50392:2004 - Generic standard to demonstrate the compliance of electronic and electrical apparatus with the basic restrictions related to human exposure to electromagnetic fields (0 Hz - 300 GHz).
2. OET Bulletin 65 Edition 97-01 August 1997 - Evaluating Compliance with FCC Guidelines for Human Exposure to Radiofrequency Electromagnetic Fields
3. RSS-102 Issue 2 November 2005 Radio Frequency Exposure Compliance of Radiocommunication Apparatus (All Frequency Bands)
4. Radiocommunications (Electromagnetic Radiation – Human Exposure) Standard 2003

Related Document(s)

5. Council Recommendation 1999/519/EC of 12 July 1999 on the limitation of exposure of the general public to electromagnetic fields (0 Hz to 300 GHz) (Official Journal L 197 of 30 July 1999).
6. FCC Guidelines for Evaluating exposure to RF Emissions - 47 CFR § 1.1310; 47 CFR § 1.1307(b) & 47 CFR § 80.83.
7. Health Canada's Safety Code 6: Limits of Human Exposure to Radiofrequency Electromagnetic Fields in the Frequency Range from 3 KHz to 300 GHz.
8. ARPANSA, 'Radiation Protection Standard – Maximum Exposure Levels to Radiofrequency Fields – 3KHz to 300GHz'
9. ICNIRP 1998, 'Guidelines for limiting exposure to time-varying electric magnetic, and electromagnetic fields (up to 300GHz). Guidelines of the International Commission on Non-Ionizing Radiation Protection', Health Physics, vol.74, no.4, pp.494-522.



10. National Council on Radiation Protection and Measurements (NRP) - Report No. 86(1986) "Biological Effects and Exposure Criteria for Radio frequency Electromagnetic Fields".
11. EN 50383:2002 - Basic standard for the calculation and measurement of electromagnetic field strength and SAR related to human exposure from radio base stations and fixed terminal stations for wireless telecommunication systems (110 MHz - 40 GHz).
12. IEEE Std C95.1-2005: IEEE Standard for Safety Levels with respect to Human Exposure to Radio Frequency Electromagnetic Fields, 3KHz to 300GHz.
13. Australian Standard 2772.2 – 1988, 'Radiofrequency Radiation Part 2 – Principles and Methods of Measurement – 300KHz to 10GHz'

1.2 BRIEF SUMMARY OF RESULTS

1.2.1 General Public Exposure Levels

Antenna Gain (Numeric)	Peak Output Power (mW)	Field	Calculated RF Exposure at 0.200 m (20.0cm)	General Public Exposure Limit	Application
1.000	1000	S	0.995 Wm-2	4.12 Wm-2	ICNIRP
		S	0.0995 mW/cm2	0.55 mW/cm2	FCC 47 CFR § 1.1310
		S	0.995 Wm-2	5.49 Wm-2	Canada's RF Safety Code 6
		S	0.995 Wm-2	4.12 Wm-2	ARPANSA
		E	19.365 V/m	39.47 V/m	ICNIRP
		E	19.365 V/m	N/A	FCC 47 CFR § 1.1310
		E	19.365 V/m	45.50 V/m	Canada's RF Safety Code 6
		E	19.365 V/m	39.33 V/m	ARPANSA
		H	0.051 A/m	0.106 A/m	ICNIRP
		H	0.051 A/m	N/A	FCC 47 CFR § 1.1310
		H	0.051 A/m	0.121 A/m	Canada's RF Safety Code 6
		H	0.051 A/m	0.105 A/m	ARPANSA

The calculations have shown that they **meet** the General Public Exposure Levels described in the ICNIRP Guidelines, FCC 47 CFR § 1.1310 Guidelines, Health Canada's RF exposure guideline Safety Code 6 and the Australian ARPANSA limits at **20.0 cm**, the point of investigation.



1.2.2 Occupational Exposure Levels

Antenna Gain (Numeric)	Peak Output Power (mW)	Field	Calculated RF Exposure at 0.200 m (20.0cm)	Occupational Exposure Limit	Application
1.000	1000	S	0.995 Wm-2	20.61 Wm-2	ICNIRP
		S	0.0995 mW/cm2	2.75 mW/cm2	FCC 47 CFR § 1.1310
		S	0.995 Wm-2	27.47 Wm-2	Canada's RF Safety Code 6
		S	0.995 Wm-2	20.61 Wm-2	ARPANSA
		E	19.365 V/m	86.13 V/m	ICNIRP
		E	19.365 V/m	N/A	FCC 47 CFR § 1.1310
		E	19.365 V/m	101.63 V/m	Canada's RF Safety Code 6
		E	19.365 V/m	88.14 V/m	ARPANSA
		H	0.051 A/m	0.23 A/m	ICNIRP
		H	0.051 A/m	N/A	FCC 47 CFR § 1.1310
		H	0.051 A/m	0.27 A/m	Canada's RF Safety Code 6
		H	0.051 A/m	0.234 A/m	ARPANSA

The calculations have shown that they **meet** the Occupational Exposure Levels described in the ICNIRP Guidelines, FCC 47 CFR § 1.1310 Guidelines, Health Canada's RF exposure guideline Safety Code 6 and the Australian ARPANSA limits at **20.0 cm**, the point of investigation.



Product Service

1.3 PRODUCT INFORMATION

1.3.1 Attestation

The wireless device described within this report has been shown to be capable of compliance with the basic restrictions related to human exposure to electromagnetic fields (10 MHz - 300 MHz) - General public. The calculations shown in this report were made in accordance the procedures specified in the applied test specification(s)

1.3.2 Technical Description

The Equipment under test was a Psion Teklogix Ikon HSDPA/UMTS/EDGE/GSM, WiFi and Bluetooth Handheld Terminal with Robin Accessory. A full technical description can be found in the manufacturer's documentation.

The wireless device described within this report has been shown to be capable of compliance with the basic restrictions related to human exposure to electromagnetic fields (10 MHz - 300 MHz) - General public. The calculations shown in this report were made in accordance the procedures specified in the applied test specification(s).

All reported calculations were carried out on the relevant information supplied for the HSDPA/UMTS/EDGE/GSM, WiFi and Bluetooth Handheld Terminal with Robin Accessory to demonstrate compliance with the applied test specification(s) the sample assessed was found to comply with the requirements of the applied rules.

1.4 SUMMARY

This RF exposure assessment is based upon the following criteria:

The HSDPA/UMTS/EDGE/GSM, WiFi and Bluetooth Handheld Terminal with Robin Accessory operates in the following frequency ranges

GSM 850:	824 – 849MHz / 869 – 894 MHz
GSM 900:	880 – 915MHz / 925 – 960 MHz
GSM 1800:	1710 - 1785MHz / 1805 – 1880 MHz
GSM 1900:	1850.2 – 1909.8 / 1930.2 – 1989.8 MHz
WCDMA FDD1:	1920 – 1980 / 2110 – 2170 MHz

The radio power is a maximum 2000 Milliwatt with a 25% duty cycle at the worst case frequency of 824.2MHz.

The point of investigation is 20 cm (0.2 m).

The numeric gain of the antenna is 1.0.

The antenna gain is 0 dBi at the worst case frequency of 824.2MHz.



Product Service

SECTION 2

TEST DETAILS



2.1 RATIONALE FOR ASSESSMENT OF THE RF EXPOSURE

The aim of the assessment report is to evaluate the compliance boundary for a set of given input power(s) according to the basic restrictions (directly or indirectly via compliance with reference levels) related to human exposure to radio frequency electromagnetic fields.

The chosen assessment method to establish the compliance boundary in the far-field region is the reference method as defined in EN50383:2002 Clause 5.2; E-field or H-field calculation. The method of calculation used is defined in EN50383:2002; Clause 8.2.2, 8.2.3 and 8.2.4.

The calculated values have been compared with limits provided in the ICNIRP guidelines.

Calculations can be made in three separate regions, based on distance from the antenna. These are called:

- far-field region,
- radiating near-field region,
- reactive near-field region.

The theory that defines these regions is given in EN50383:2002 Annex A.

Far-field region

As shown in EN50383 Annex A, the far-field calculations are accurate when the distance, r , from an antenna of length D to a point of investigation is greater than

$$r = \frac{2D^2}{\lambda}$$

Where, r is the distance from the antenna to the point of investigation.

Radiating near-field region

The radiating near-field region of an antenna of length D as shown in EN50383 Annex A, this region is defined by

$$\frac{\lambda}{4} < r < \frac{2D^2}{\lambda}$$

Reactive near-field region

The reactive near-field region of an antenna as shown in EN50383 Annex A, this region is defined by

$$r \leq \frac{\lambda}{4}$$

Where, r is the distance from the antenna to the point of investigation.

Recommend $\lambda/4$ as the boundary between the radiated near-field and reactive near-field for RF exposure compliance assessment.



2.2 DEFINED LIMITS

Normative Reference: ICNIRP Advice on Limiting Exposure to Electromagnetic Fields (0-300GHz). Table A4, Reference Levels for General Public Exposure to Time Varying Electric & Magnetic Fields. Vol 15 No.2. 2004. The defined limits are in accordance with 47 CFR § 1.1310 Radiofrequency radiation exposure limits.

Reference levels for general public exposure to time-varying electric and magnetic fields (unperturbed rms values)

At 824.200 MHz		
Power density (Wm-2)	= 4.12	ICNIRP
Power density (mWcm ²)	= 0.55	FCC 47 CFR § 1.1310
Power density (Wm-2)	= 5.49	Canada's RF Safety Code 6
Power density (Wm-2)	= 4.12	Australian Radiation Protection Series Publication No. 3
E-Field (Vm-1)	= 39.47	ICNIRP
E-Field (Vm-1)	= N/A	FCC 47 CFR § 1.1310
E-Field (Vm-1)	= 45.50	Canada's RF Safety Code 6
E-Field (Vm-1)	= 39.33	Australian Radiation Protection Series Publication No. 3
H-Field (Am-1)	= 0.106	ICNIRP
H-Field (Am-1)	= N/A	FCC 47 CFR § 1.1310
H-Field (Am-1)	= 0.121	Canada's RF Safety Code 6
H-Field (Am-1)	= 0.105	Australian Radiation Protection Series Publication No. 3

Reference levels for occupational exposure to time-varying electric and magnetic fields (unperturbed rms values)

At 824.200 MHz		
Power density (Wm-2)	= 20.61	ICNIRP
Power density (mWcm ²)	= 2.75	FCC 47 CFR § 1.1310
Power density (Wm-2)	= 27.47	Canada's RF Safety Code 6
Power density (Wm-2)	= 20.61	Australian Radiation Protection Series Publication No. 3
E-Field (Vm-1)	= 86.13	ICNIRP
E-Field (Vm-1)	= N/A	FCC 47 CFR § 1.1310
E-Field (Vm-1)	= 101.63	Canada's RF Safety Code 6
E-Field (Vm-1)	= 88.14	Australian Radiation Protection Series Publication No. 3
H-Field (Am-1)	= 0.23	ICNIRP
H-Field (Am-1)	= N/A	FCC 47 CFR § 1.1310
H-Field (Am-1)	= 0.27	Canada's RF Safety Code 6
H-Field (Am-1)	= 0.23	Australian Radiation Protection Series Publication No. 3

2.3 ESTABLISHING WAVELENGTH AND 1/4 WAVELENGTH

Frequency (MHz)	$\lambda = \frac{3 \times 10^8}{f}$		$\frac{\lambda}{4}$	
	m	cm	m	cm
824.200	0.3640	36.40	0.0910	9.10
836.400	0.3587	35.87	0.0897	8.97
848.800	0.3534	35.34	0.0884	8.84



Product Service

2.4 FAR FIELD CALCULATIONS

The following calculations are based on:

Worst case frequency 824.200 MHz

P = 2 (Power (Watts)) or 2000 (Power milliwatts)

G = 1.000 (Numeric Gain) 0 dBi gain antenna

r = 20.0 (Distance (centimetres)) or 0.200 (Distance (meters))

The power flux:

$$S = \frac{PG_{(\theta, \phi)}}{4\pi r^2} \quad S = 0.995 \text{ W/m}^2$$

$$S = 0.099 \text{ mW/cm}^2$$

The electric field strength:

$$E = \frac{\sqrt{30PG_{(\theta, \phi)}}}{r} \quad E = 19.365 \text{ V/m}$$

The magnetic field strength:

$$H = \frac{E}{\eta_0} \quad H = 0.051 \text{ A/m}$$

The calculations meet the General Public Exposure Levels described in the ICNIRP Guidelines.

The calculations meet the General Public Exposure Levels described in the FCC 47CFR§1.1310.

The calculations meet the General Public Exposure Levels described in the Canada's RF Safety Code 6.

The calculations meet the General Public Exposure Levels described in the Australian Radiation Protection Series Publication No. 3

The calculations meet the Occupational Exposure Levels described in the ICNIRP Guidelines.

The calculations meet the Occupational Exposure Levels described in the FCC 47CFR§1.1310

The calculations meet the Occupational Exposure Levels described in the Canada's RF Safety Code 6

The calculations meet the Occupational Exposure Levels described in the Australian Radiation Protection Series Publication No. 3



Product Service

SECTION 3

FIGURES

3.1 FIELD REPRESENTATIONS: EUROPEAN – ICNIRP LIMITS

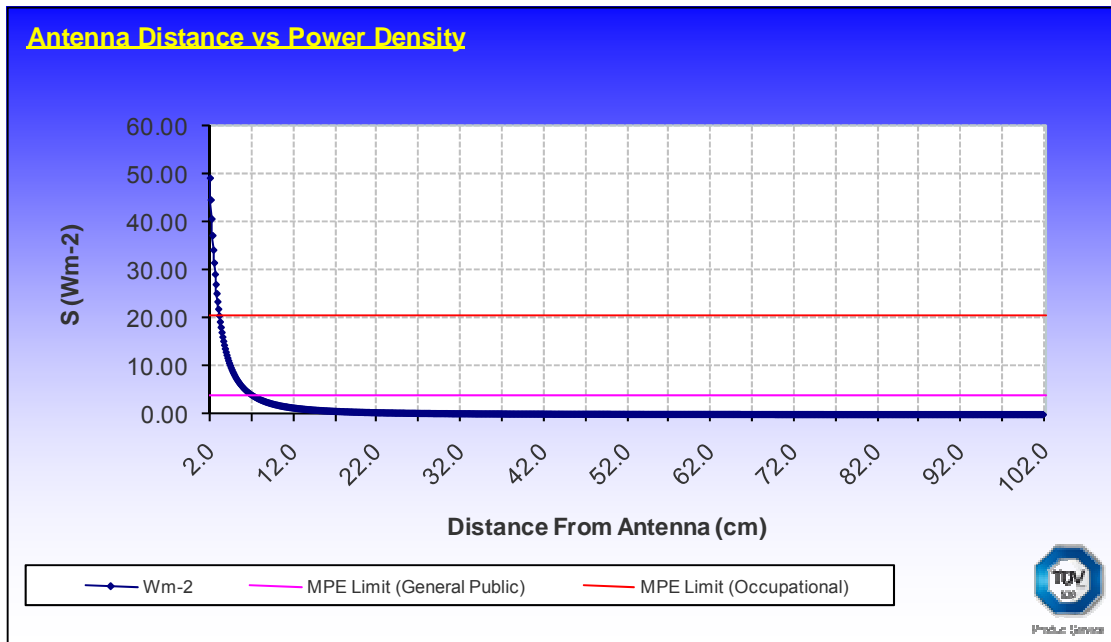


Figure 1 – This graph shows the S field (W/cm^2) strength value with regards to distance from the Antenna (cm)

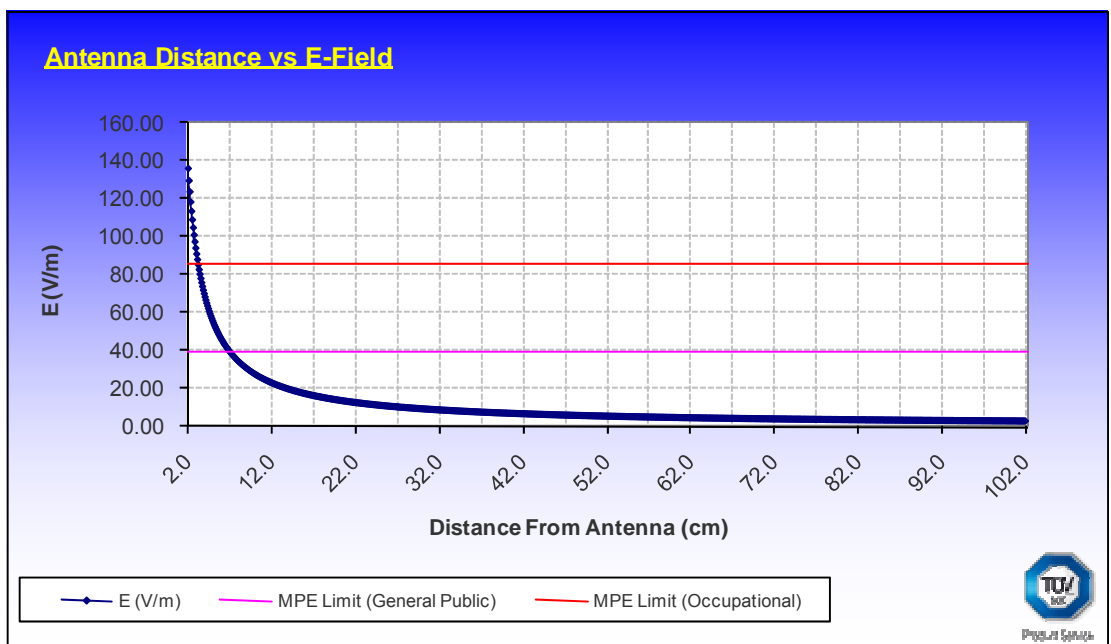


Figure 2 – This graph shows the E field (V/m) strength value with regards to distance from the Antenna (cm).

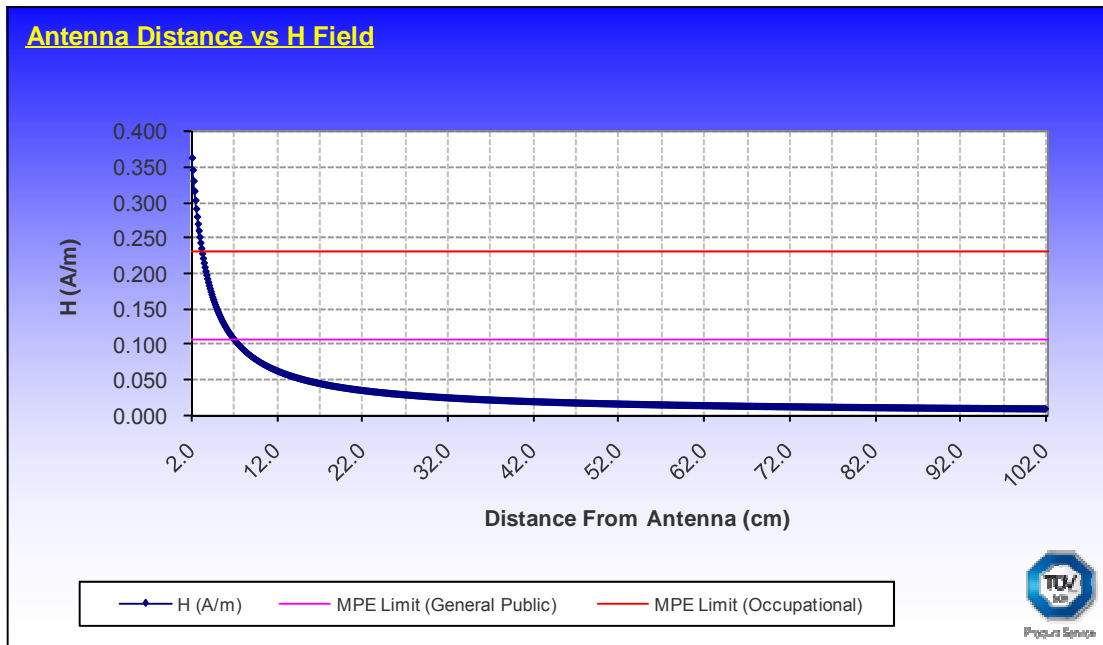


Figure 3 – This graph shows the H field (A/m) strength value with regards to distance from the Antenna (cm).

3.2 FIELD REPRESENTATIONS: AMERICAN – FCC LIMITS

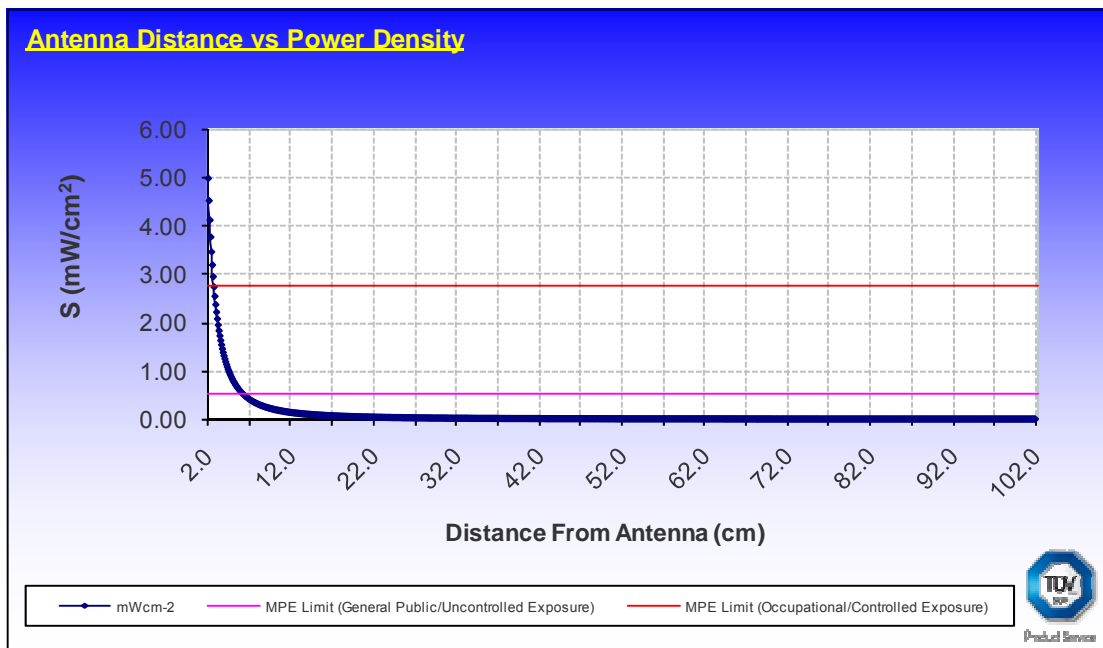


Figure 4 – This graph shows the S field (mW/cm²) strength value with regards to distance from the Antenna (cm).

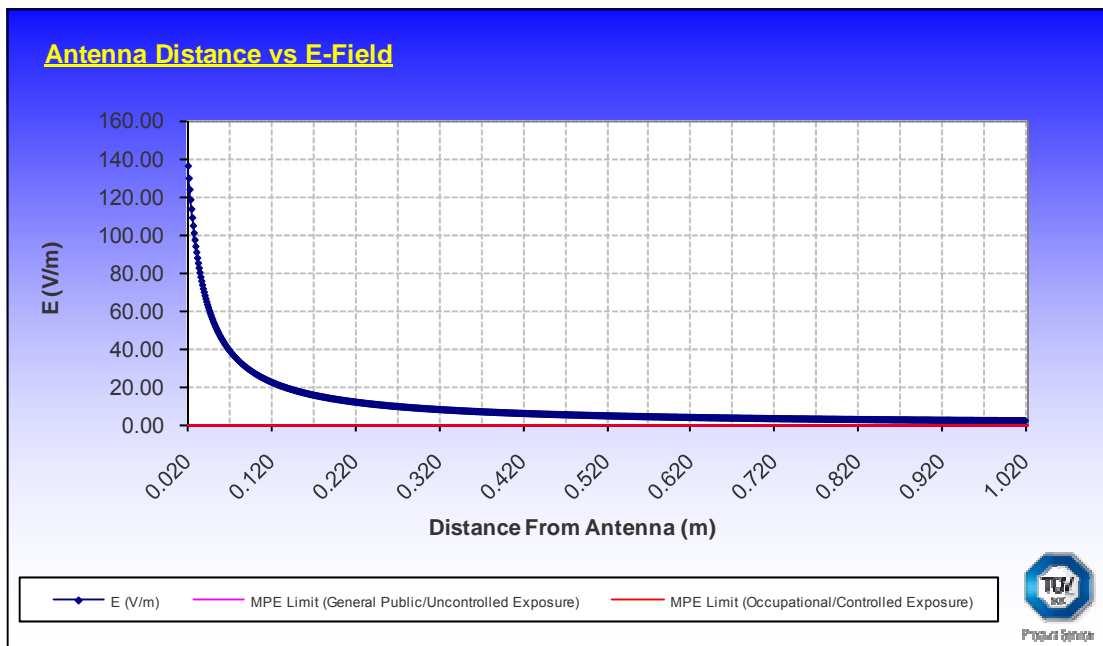


Figure 5 – This graph shows the E field (V/m) strength value with regards to distance from the Antenna (cm). (No limit given in FCC 47 CFR § 1.1310)

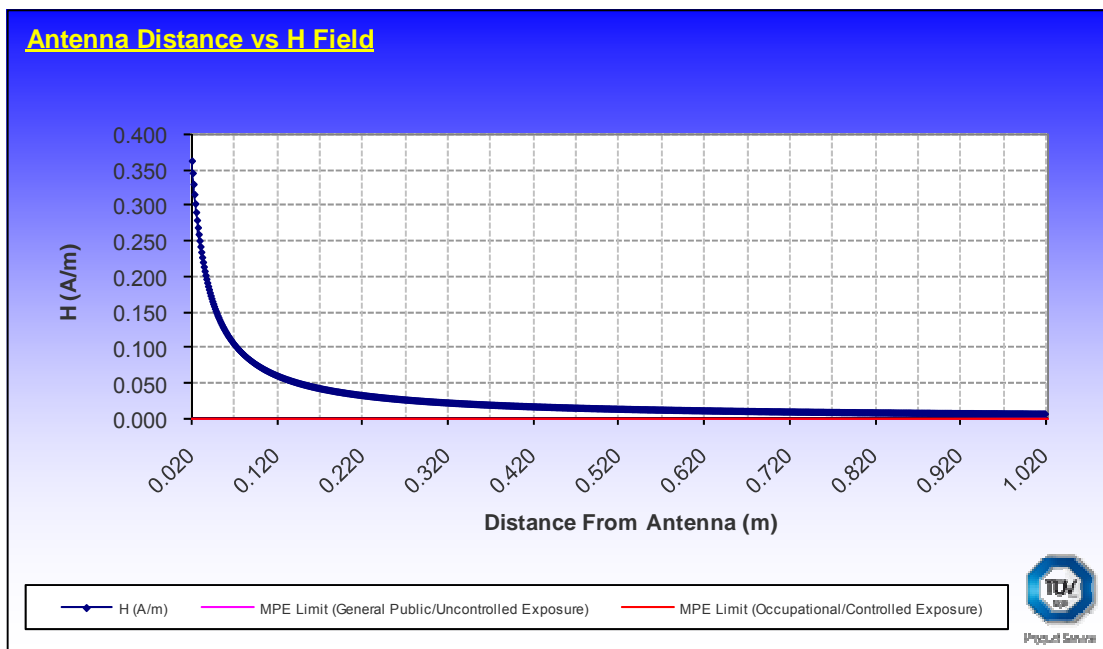


Figure 6 – This graph shows the H field (A/m) strength value with regards to distance from the Antenna (cm). (No limit given in FCC 47 CFR § 1.1310)

3.3 FIELD REPRESENTATIONS: CANADIAN – RF SAFETY CODE 6 LIMITS

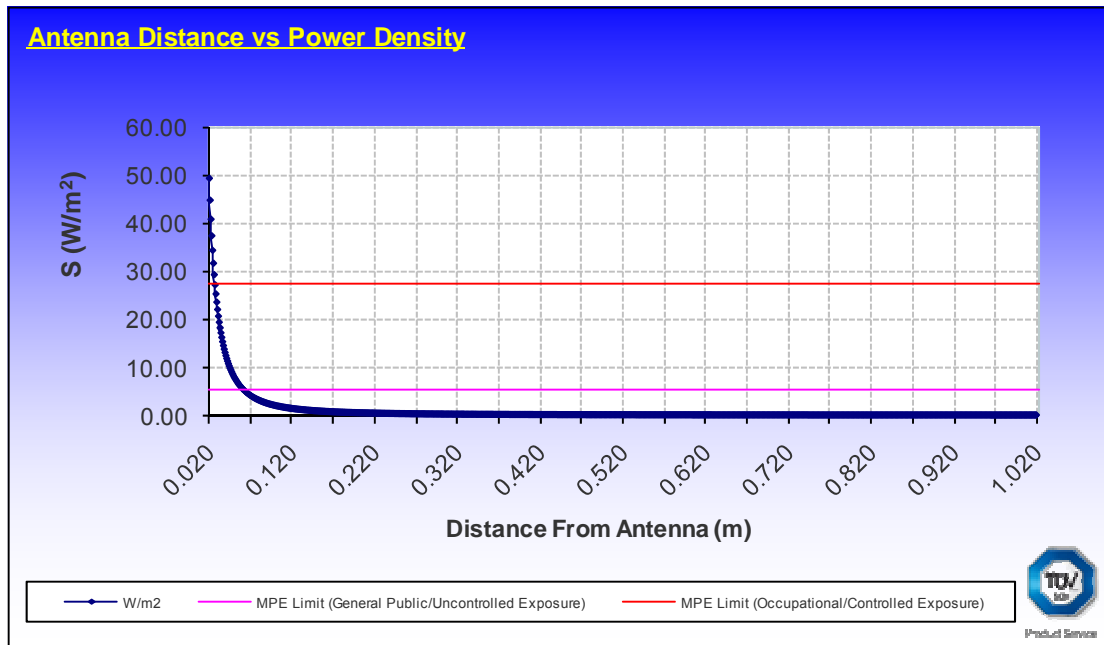


Figure 7 – This graph shows the S field (W/cm²) strength value with regards to distance from the Antenna (cm)

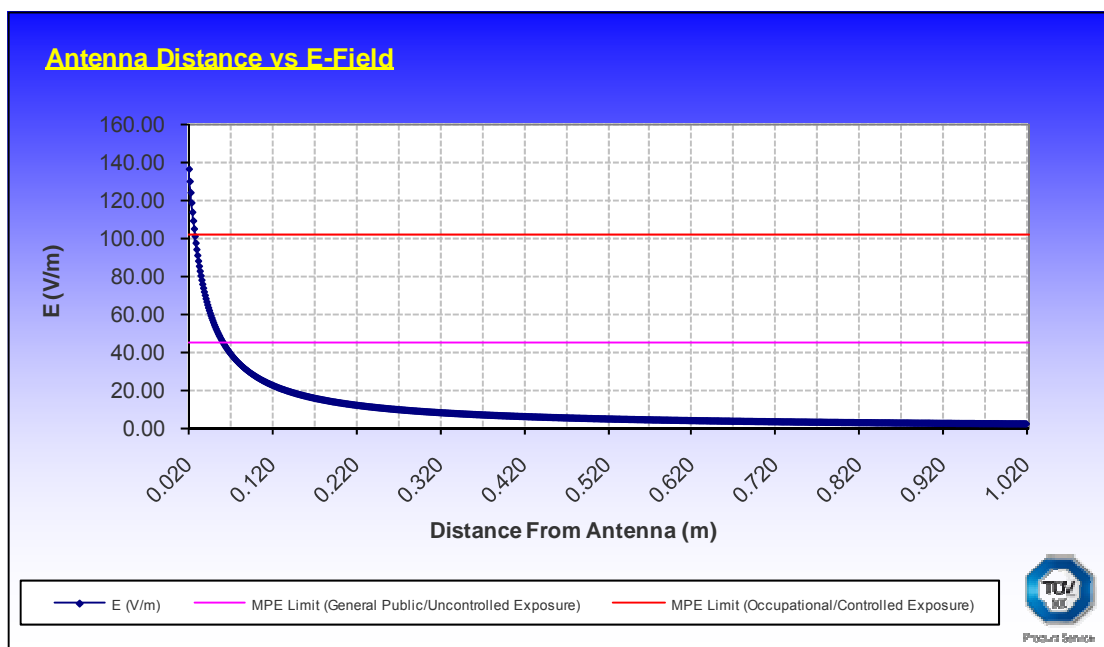


Figure 8 – This graph shows the E field (V/m) strength value with regards to distance from the Antenna (cm).

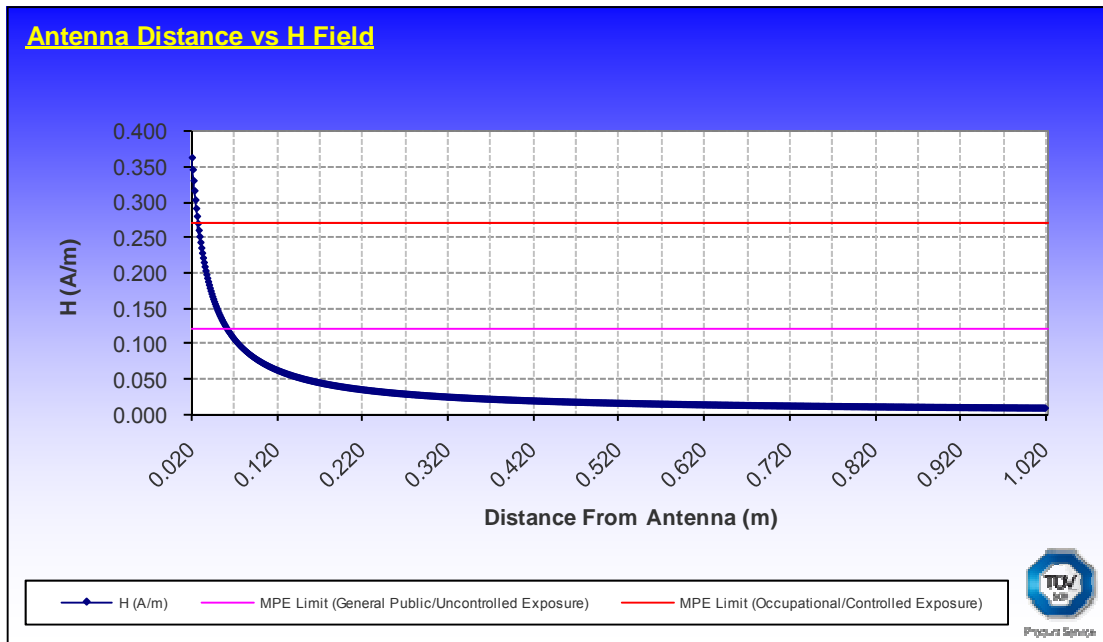


Figure 9 – This graph shows the H field (A/m) strength value with regards to distance from the Antenna (cm).

3.4 FIELD REPRESENTATIONS: AUSTRALIAN – ARPANSA LIMITS

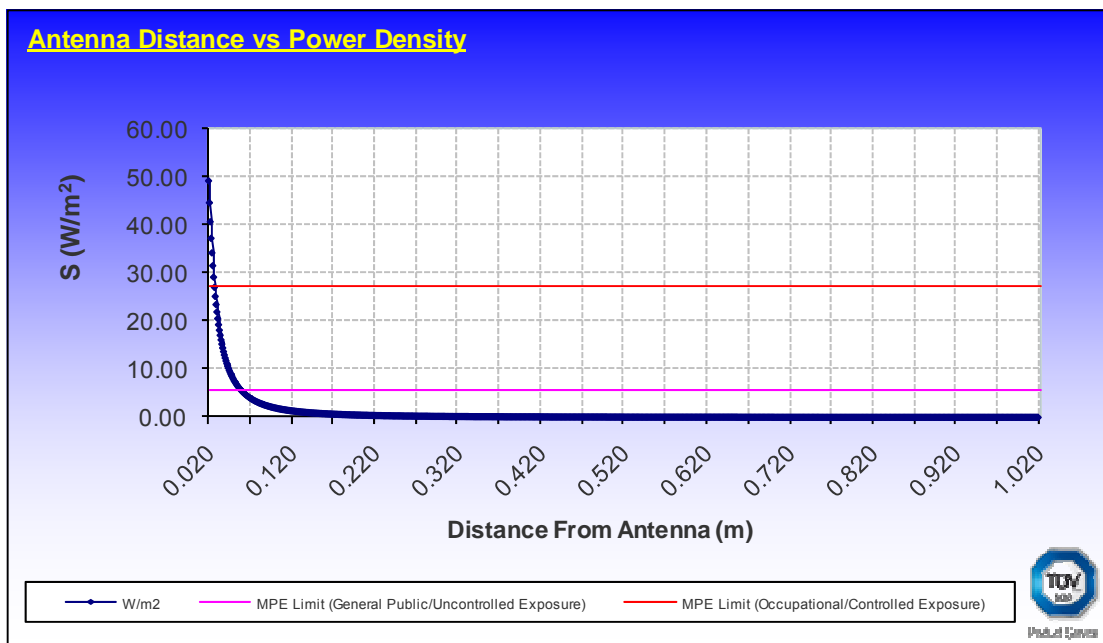


Figure 10 – This graph shows the S field (W/cm²) strength value with regards to distance from the Antenna (cm).

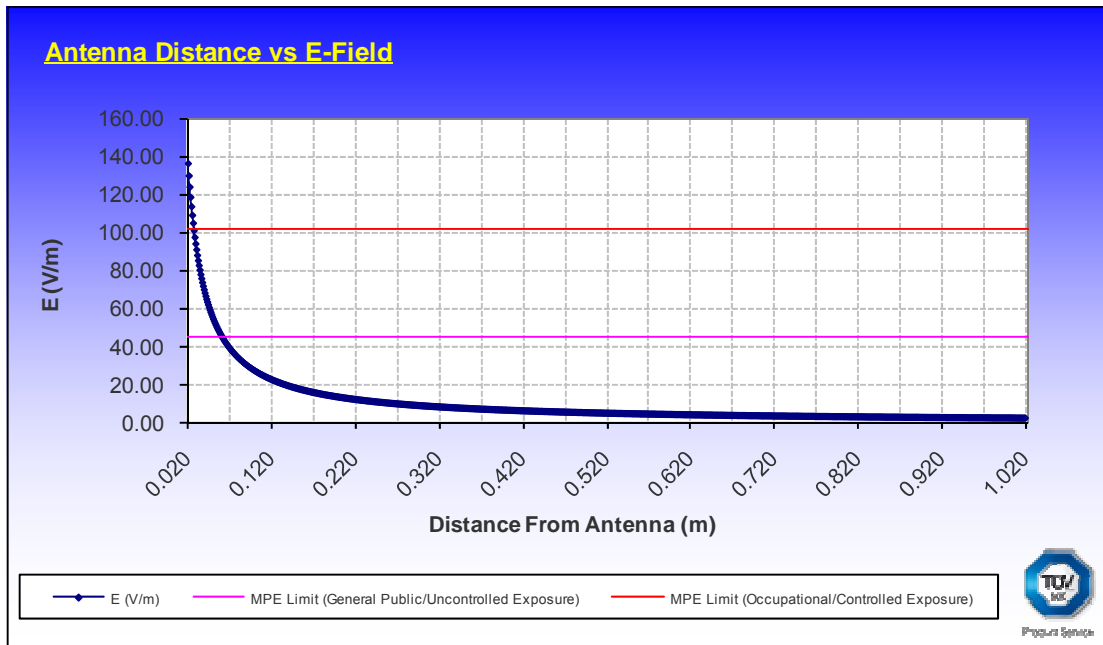


Figure 11 – This graph shows the E field (V/m) strength value with regards to distance from the Antenna (cm).

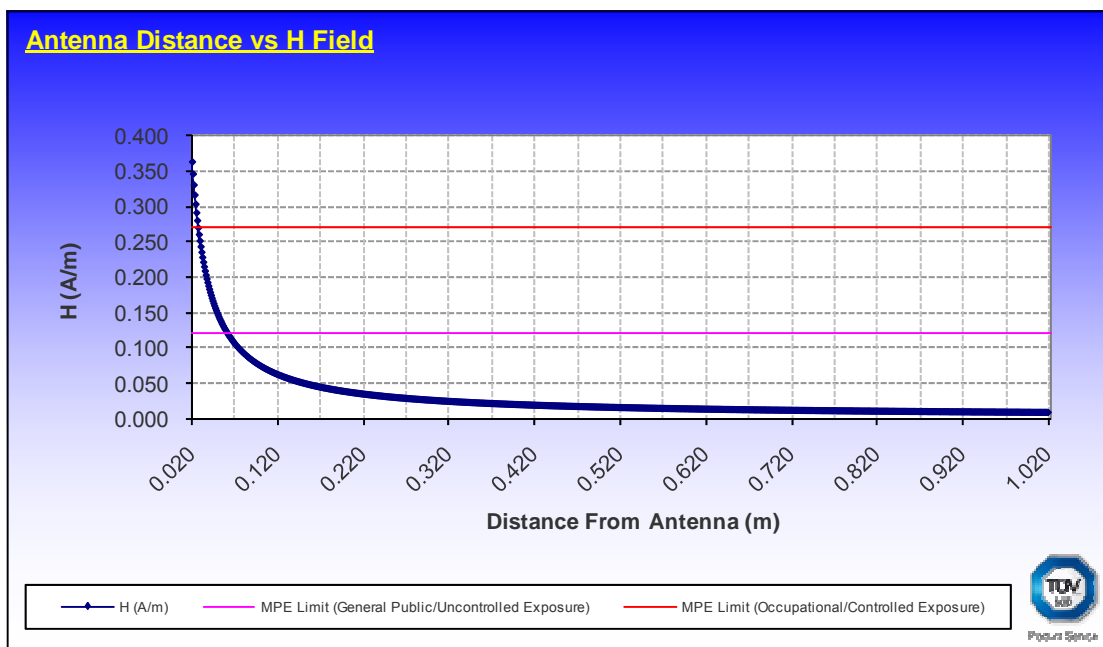


Figure 12 – This graph shows the H field (A/m) strength value with regards to distance from the Antenna (cm).



Product Service

SECTION 4

DISCLAIMERS AND COPYRIGHT



Product Service

4.1 DISCLAIMERS AND COPYRIGHT

This report relates only to the actual item/items tested.

This report must not be reproduced, except in its entirety, without the written permission of
TÜV Product Service Limited

© 2008 TÜV Product Service Limited