

Test Laboratory: The name of your organization

## 1\_Left Head Touch

**DUT: Compal Electronics, Inc.; Type: VC-5D; Serial: N/A**

**Ambient temperature = 23.0 deg. C; Liquid temperature = 22.0 deg. C**

Communication System: AMPS 835; Frequency: 824.04 MHz; Duty Cycle: 1:1

Medium parameters used (interpolated):  $f = 824.04$  MHz;  $\sigma = 0.907$  mho/m;  $\epsilon_r = 42.1$ ;  $\rho = 1000$  kg/m<sup>3</sup>

Phantom section: Left Section

Measurement Standard: DAS4 (High Precision Assessment)

DASY4 Configuration:

- Probe: ES3DV2 - SN3021; ConvF(6.5, 6.5, 6.5); Calibrated: 7/29/2003
- Sensor-Surface: 4mm (Mechanical Surface Detection)
- Electronics: DAE3 Sn500; Calibrated: 12/23/2003
- Phantom: SAM 2; Type: SAM 2; Serial: 1050
- Measurement SW: DAS4, V4.2 Build 37; Postprocessing SW: SEMCAD, V1.8 Build 109

**Low Ch./Area Scan (6x10x1):** Measurement grid: dx=15mm, dy=15mm

Reference Value = 36.1 V/m; Power Drift = -0.1 dB

Maximum value of SAR (measured) = 1.38 mW/g

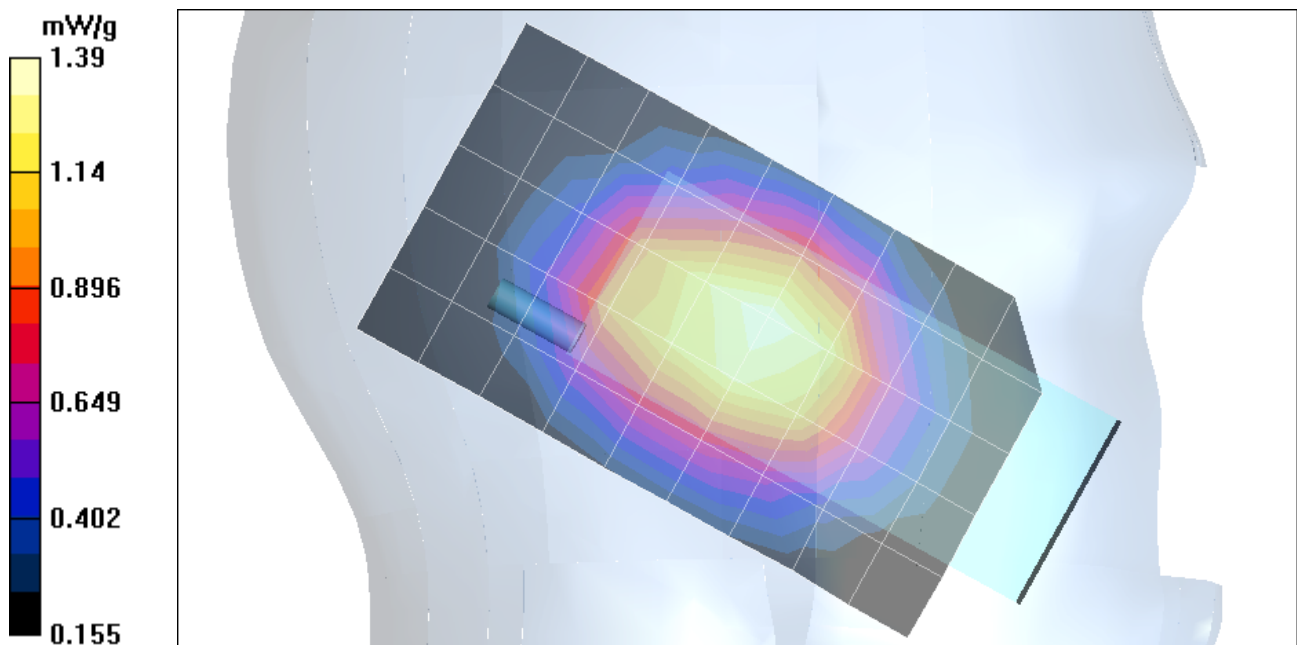
**Low Ch./Zoom Scan (5x5x7)/Cube 0:** Measurement grid: dx=7.5mm, dy=7.5mm, dz=5mm

Reference Value = 36.1 V/m; Power Drift = -0.1 dB

Maximum value of SAR (measured) = 1.39 mW/g

Peak SAR (extrapolated) = 1.69 W/kg

**SAR(1 g) = 1.33 mW/g; SAR(10 g) = 0.975 mW/g**



Test Laboratory: The name of your organization

## 1\_Left Head Touch

**DUT: Compal Electronics, Inc.; Type: VC-5D; Serial: N/A**

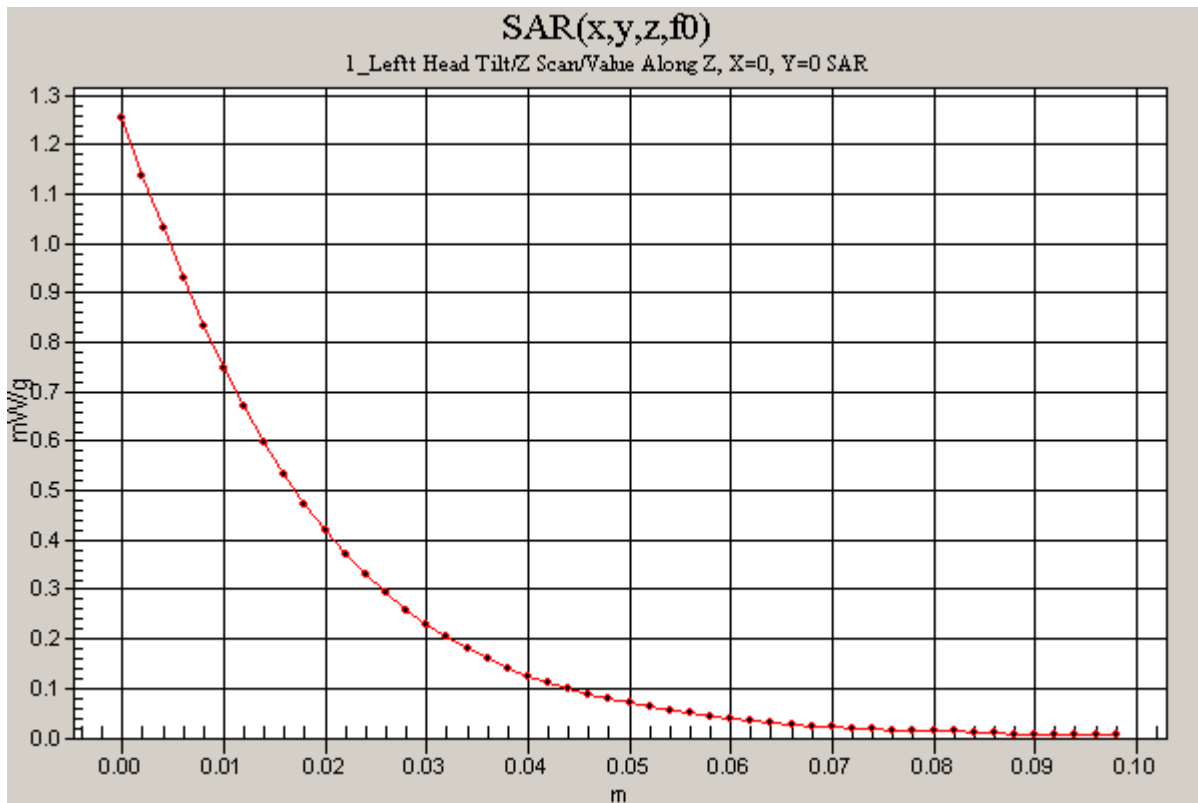
DASY4 Configuration:

- Probe: ES3DV2 - SN3021; ConvF(6.5, 6.5, 6.5); Calibrated: 7/29/2003
- Sensor-Surface: 0mm (Fix Surface)
- Electronics: DAE3 Sn500; Calibrated: 12/23/2003
- Phantom: SAM 2; Type: SAM 2; Serial: 1050
- Measurement SW: DASY4, V4.2 Build 37; Postprocessing SW: SEMCAD, V1.8 Build 109

**Low Ch./Z Scan (1x1x51):** Measurement grid: dx=20mm, dy=20mm, dz=2mm

Reference Value = 36.1 V/m; Power Drift = -0.1 dB

Maximum value of SAR (measured) = 1.25 mW/g



Test Laboratory: The name of your organization

## 1\_Left Head Touch

**DUT: Compal Electronics, Inc.; Type: VC-5D; Serial: N/A**

**Ambient temperature = 23.0 deg. C; Liquid temperature = 22.0 deg. C**

Communication System: AMPS 835; Frequency: 836.49 MHz; Duty Cycle: 1:1

Medium parameters used (interpolated):  $f = 836.49$  MHz;  $\sigma = 0.921$  mho/m;  $\epsilon_r = 41.9$ ;  $\rho = 1000$  kg/m<sup>3</sup>

Phantom section: Left Section

Measurement Standard: DASY4 (High Precision Assessment)

DASY4 Configuration:

- Probe: ES3DV2 - SN3021; ConvF(6.5, 6.5, 6.5); Calibrated: 7/29/2003
- Sensor-Surface: 4mm (Mechanical Surface Detection)
- Electronics: DAE3 Sn500; Calibrated: 12/23/2003
- Phantom: SAM 2; Type: SAM 2; Serial: 1050
- Measurement SW: DASY4, V4.2 Build 37; Postprocessing SW: SEMCAD, V1.8 Build 109

**Middle Ch./Area Scan (6x10x1):** Measurement grid: dx=15mm, dy=15mm

Reference Value = 33 V/m; Power Drift = 0.1 dB

Maximum value of SAR (measured) = 1.18 mW/g

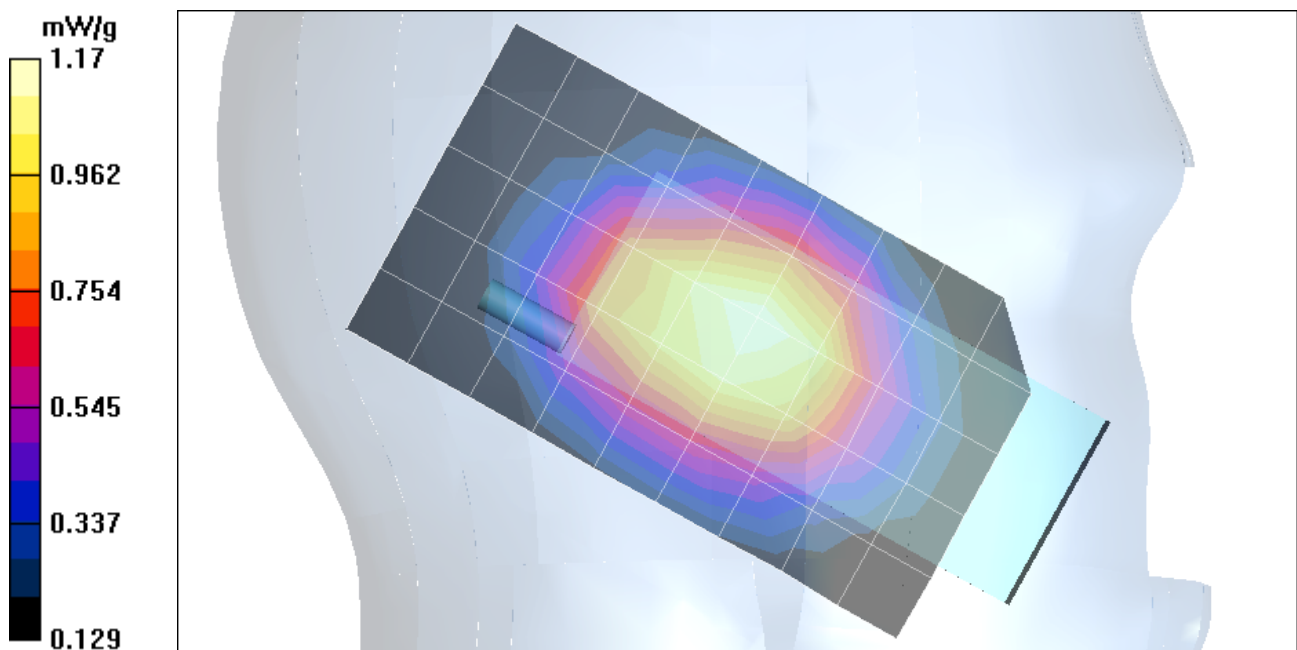
**Middle Ch./Zoom Scan (5x5x7)/Cube 0:** Measurement grid: dx=7.5mm, dy=7.5mm, dz=5mm

Reference Value = 33 V/m; Power Drift = 0.1 dB

Maximum value of SAR (measured) = 1.17 mW/g

Peak SAR (extrapolated) = 1.41 W/kg

**SAR(1 g) = 1.11 mW/g; SAR(10 g) = 0.819 mW/g**



Test Laboratory: The name of your organization

## 1\_Left Head Touch

**DUT: Compal Electronics, Inc.; Type: VC-5D; Serial: N/A**

**Ambient temperature = 23.0 deg. C; Liquid temperature = 22.0 deg. C**

Communication System: AMPS 835; Frequency: 848.97 MHz; Duty Cycle: 1:1

Medium parameters used (interpolated):  $f = 848.97$  MHz;  $\sigma = 0.93$  mho/m;  $\epsilon_r = 41.8$ ;  $\rho = 1000$  kg/m<sup>3</sup>

Phantom section: Left Section

Measurement Standard: DAS4 (High Precision Assessment)

DASY4 Configuration:

- Probe: ES3DV2 - SN3021; ConvF(6.5, 6.5, 6.5); Calibrated: 7/29/2003
- Sensor-Surface: 4mm (Mechanical Surface Detection)
- Electronics: DAE3 Sn500; Calibrated: 12/23/2003
- Phantom: SAM 2; Type: SAM 2; Serial: 1050
- Measurement SW: DASY4, V4.2 Build 37; Postprocessing SW: SEMCAD, V1.8 Build 109

**High Ch./Area Scan (6x10x1):** Measurement grid: dx=15mm, dy=15mm

Reference Value = 32 V/m; Power Drift = 0.1 dB

Maximum value of SAR (measured) = 1.12 mW/g

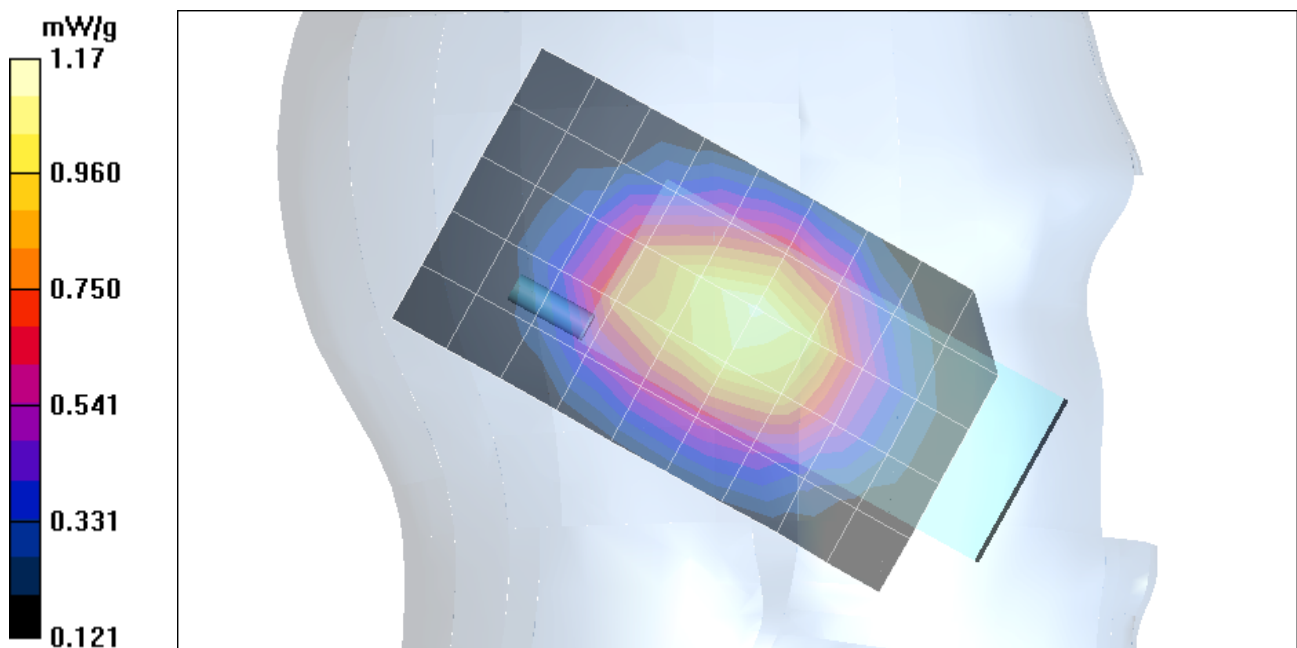
**High Ch./Zoom Scan (5x5x7)/Cube 0:** Measurement grid: dx=7.5mm, dy=7.5mm, dz=5mm

Reference Value = 32 V/m; Power Drift = 0.1 dB

Maximum value of SAR (measured) = 1.17 mW/g

Peak SAR (extrapolated) = 1.43 W/kg

**SAR(1 g) = 1.11 mW/g; SAR(10 g) = 0.812 mW/g**



Test Laboratory: The name of your organization

## 2\_Left Head Tilt

**DUT: Compal Electronics, Inc.; Type: VC-5D; Serial: N/A**

**Ambient temperature = 23.0 deg. C; Liquid temperature = 22.0 deg. C**

Communication System: AMPS 835; Frequency: 824.04 MHz; Duty Cycle: 1:1

Medium parameters used (interpolated):  $f = 824.04$  MHz;  $\sigma = 0.907$  mho/m;  $\epsilon_r = 42.1$ ;  $\rho = 1000$  kg/m<sup>3</sup>

Phantom section: Left Section

Measurement Standard: DAS4 (High Precision Assessment)

DASY4 Configuration:

- Probe: ES3DV2 - SN3021; ConvF(6.5, 6.5, 6.5); Calibrated: 7/29/2003
- Sensor-Surface: 4mm (Mechanical Surface Detection)
- Electronics: DAE3 Sn500; Calibrated: 12/23/2003
- Phantom: SAM 2; Type: SAM 2; Serial: 1050
- Measurement SW: DAS4, V4.2 Build 37; Postprocessing SW: SEMCAD, V1.8 Build 109

**Low Ch./Area Scan (6x10x1):** Measurement grid: dx=15mm, dy=15mm

Reference Value = 34.3 V/m; Power Drift = -0.0007 dB

Maximum value of SAR (measured) = 1.12 mW/g

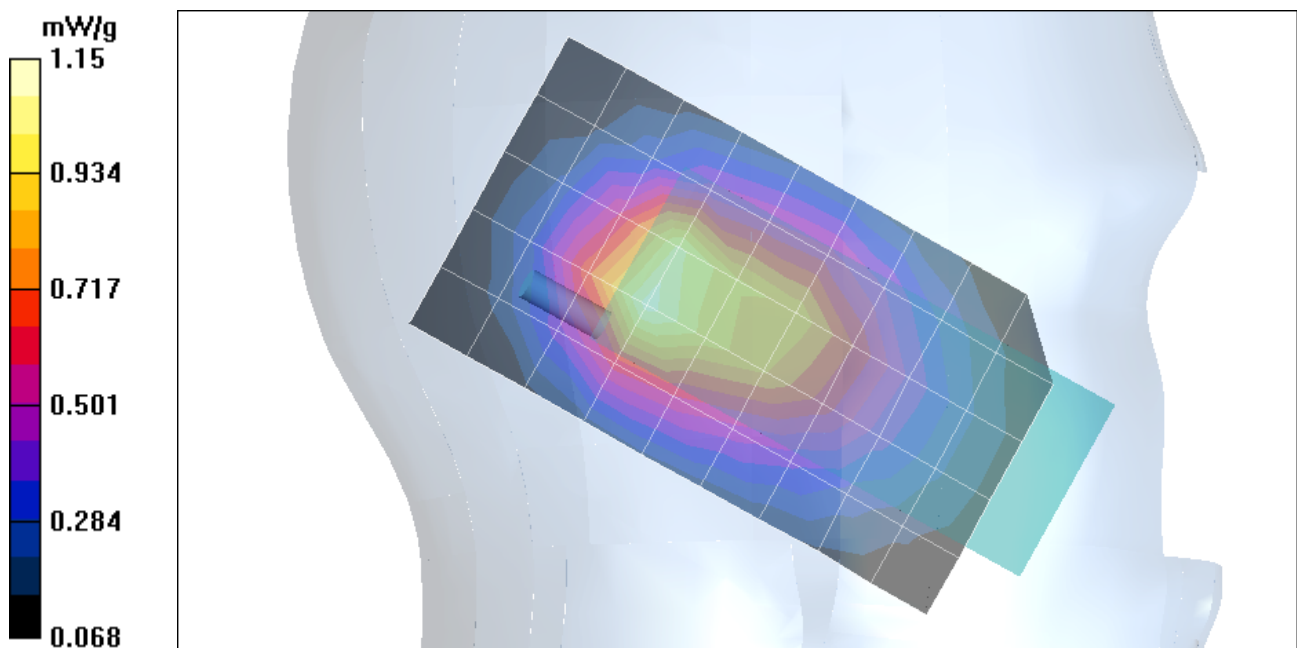
**Low Ch./Zoom Scan (5x5x7)/Cube 0:** Measurement grid: dx=7.5mm, dy=7.5mm, dz=5mm

Reference Value = 34.3 V/m; Power Drift = -0.0007 dB

Maximum value of SAR (measured) = 1.15 mW/g

Peak SAR (extrapolated) = 1.59 W/kg

**SAR(1 g) = 1.06 mW/g; SAR(10 g) = 0.704 mW/g**



Test Laboratory: The name of your organization

## 2\_Left Head Tilt

**DUT: Compal Electronics, Inc.; Type: VC-5D; Serial: N/A**

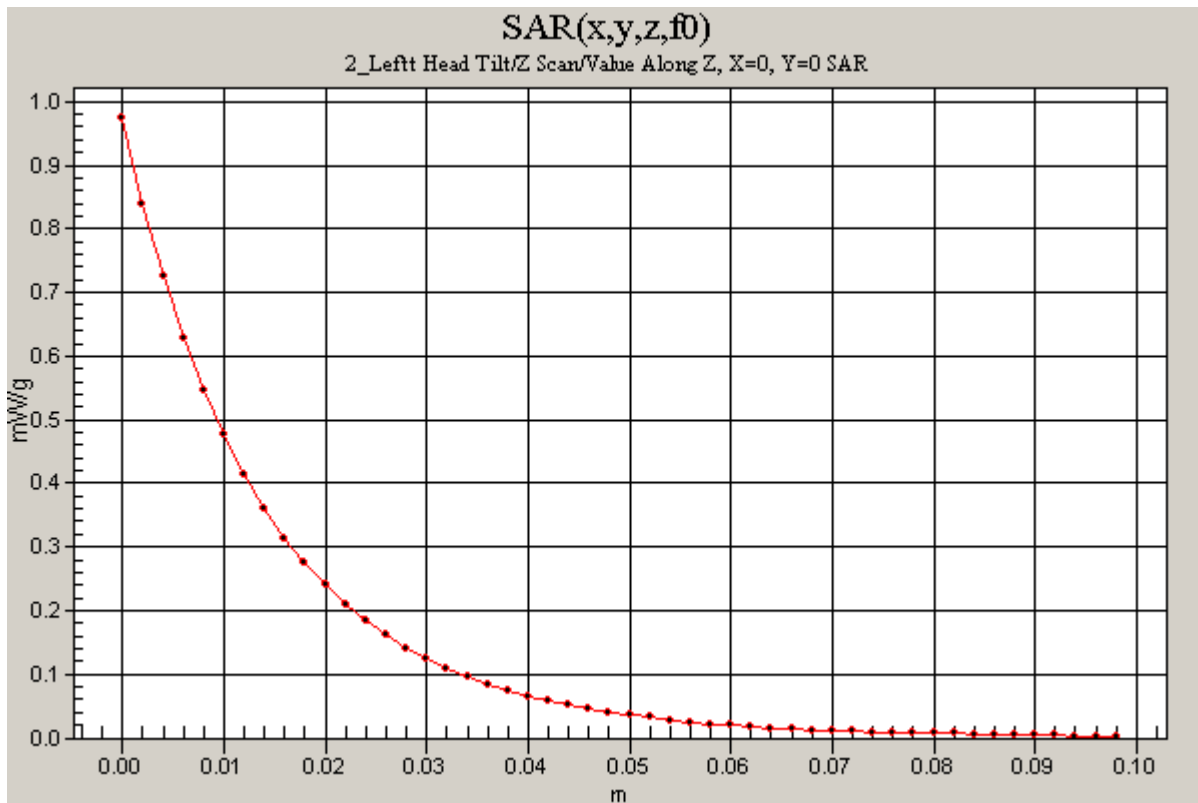
DASY4 Configuration:

- Probe: ES3DV2 - SN3021; ConvF(6.5, 6.5, 6.5); Calibrated: 7/29/2003
- Sensor-Surface: 0mm (Fix Surface)
- Electronics: DAE3 Sn500; Calibrated: 12/23/2003
- Phantom: SAM 2; Type: SAM 2; Serial: 1050
- Measurement SW: DASY4, V4.2 Build 37; Postprocessing SW: SEMCAD, V1.8 Build 109

**Low Ch./Z Scan (1x1x51):** Measurement grid: dx=20mm, dy=20mm, dz=2mm

Reference Value = 34.3 V/m; Power Drift = 0.006 dB

Maximum value of SAR (measured) = 0.974 mW/g



Test Laboratory: The name of your organization

## 2\_Left Head Tilt

**DUT: Compal Electronics, Inc.; Type: VC-5D; Serial: N/A**

**Ambient temperature = 23.0 deg. C; Liquid temperature = 22.0 deg. C**

Communication System: AMPS 835; Frequency: 836.49 MHz; Duty Cycle: 1:1

Medium parameters used (interpolated):  $f = 836.49$  MHz;  $\sigma = 0.921$  mho/m;  $\epsilon_r = 41.9$ ;  $\rho = 1000$  kg/m<sup>3</sup>

Phantom section: Left Section

Measurement Standard: DASY4 (High Precision Assessment)

DASY4 Configuration:

- Probe: ES3DV2 - SN3021; ConvF(6.5, 6.5, 6.5); Calibrated: 7/29/2003
- Sensor-Surface: 4mm (Mechanical Surface Detection)
- Electronics: DAE3 Sn500; Calibrated: 12/23/2003
- Phantom: SAM 2; Type: SAM 2; Serial: 1050
- Measurement SW: DASY4, V4.2 Build 37; Postprocessing SW: SEMCAD, V1.8 Build 109

**Middle Ch./Area Scan (6x10x1):** Measurement grid: dx=15mm, dy=15mm

Reference Value = 31.3 V/m; Power Drift = -0.13 dB

Maximum value of SAR (measured) = 0.841 mW/g

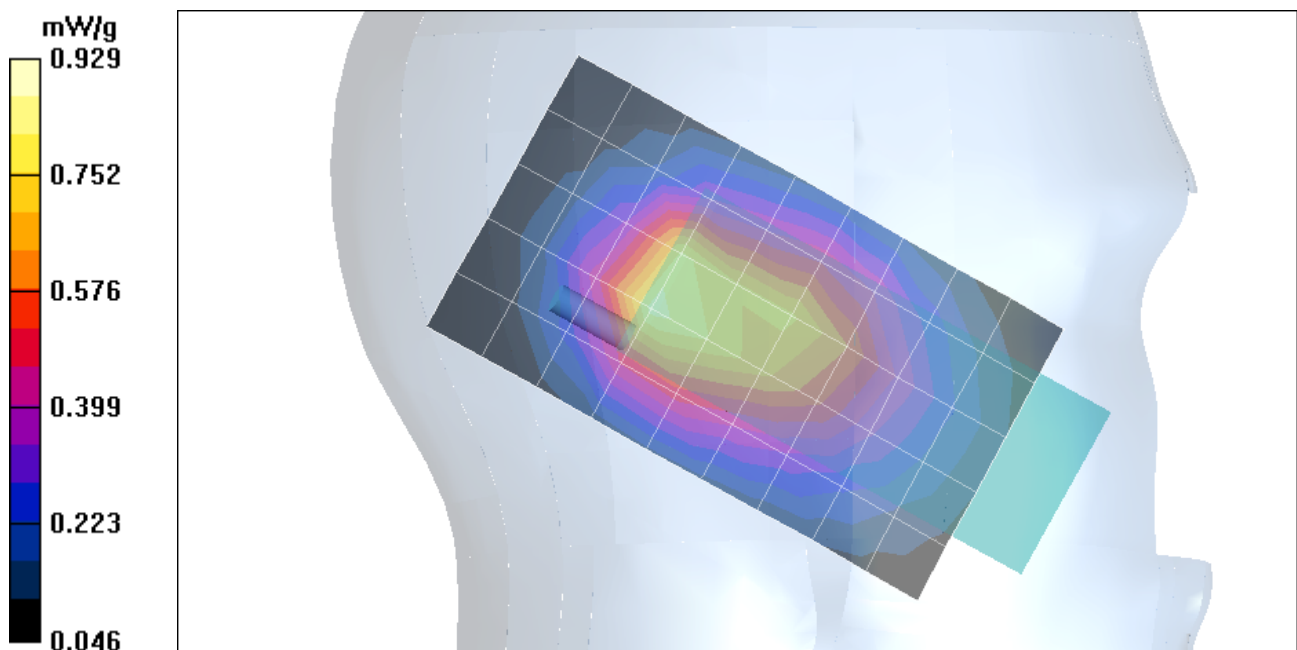
**Middle Ch./Zoom Scan (5x5x7)/Cube 0:** Measurement grid: dx=7.5mm, dy=7.5mm, dz=5mm

Reference Value = 31.3 V/m; Power Drift = -0.13 dB

Maximum value of SAR (measured) = 0.929 mW/g

Peak SAR (extrapolated) = 1.29 W/kg

**SAR(1 g) = 0.851 mW/g; SAR(10 g) = 0.561 mW/g**



Test Laboratory: The name of your organization

## 2\_Left Head Tilt

**DUT: Compal Electronics, Inc.; Type: VC-5D; Serial: N/A**

**Ambient temperature = 23.0 deg. C; Liquid temperature = 22.0 deg. C**

Communication System: AMPS 835; Frequency: 848.97 MHz; Duty Cycle: 1:1

Medium parameters used (interpolated):  $f = 848.97$  MHz;  $\sigma = 0.93$  mho/m;  $\epsilon_r = 41.8$ ;  $\rho = 1000$  kg/m<sup>3</sup>

Phantom section: Left Section

Measurement Standard: DAS4 (High Precision Assessment)

DASY4 Configuration:

- Probe: ES3DV2 - SN3021; ConvF(6.5, 6.5, 6.5); Calibrated: 7/29/2003
- Sensor-Surface: 4mm (Mechanical Surface Detection)
- Electronics: DAE3 Sn500; Calibrated: 12/23/2003
- Phantom: SAM 2; Type: SAM 2; Serial: 1050
- Measurement SW: DAS4, V4.2 Build 37; Postprocessing SW: SEMCAD, V1.8 Build 109

**High Ch./Area Scan (6x10x1):** Measurement grid: dx=15mm, dy=15mm

Reference Value = 29.4 V/m; Power Drift = -0.0 dB

Maximum value of SAR (measured) = 0.841 mW/g

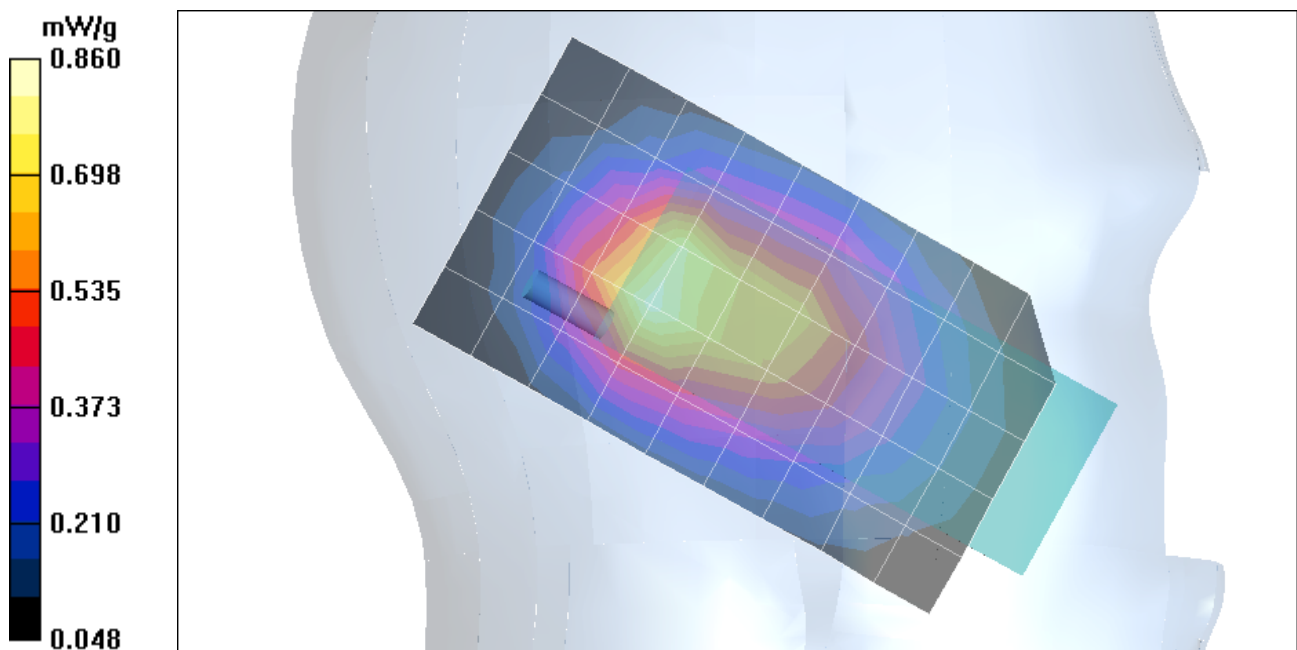
**High Ch./Zoom Scan (5x5x7)/Cube 0:** Measurement grid: dx=7.5mm, dy=7.5mm, dz=5mm

Reference Value = 29.4 V/m; Power Drift = -0.0 dB

Maximum value of SAR (measured) = 0.860 mW/g

Peak SAR (extrapolated) = 1.2 W/kg

**SAR(1 g) = 0.796 mW/g; SAR(10 g) = 0.524 mW/g**





Test Laboratory: The name of your organization

### 3\_Right Head Touch

**DUT: Compal Electronics, Inc.; Type: VC-5D; Serial: N/A**

**Ambient temperature =23.0 deg. C; Liquid temperature = 22.0 deg. C**

Communication System: AMPS 835; Frequency: 824.04 MHz;Duty Cycle: 1:1

Medium parameters used (interpolated):  $f = 824.04$  MHz;  $\sigma = 0.907$  mho/m;  $\epsilon_r = 42.1$ ;  $\rho = 1000$  kg/m<sup>3</sup>

Phantom section: Right Section

Measurement Standard: DAS4 (High Precision Assessment)

DASY4 Configuration:

- Probe: ES3DV2 - SN3021; ConvF(6.5, 6.5, 6.5); Calibrated: 7/29/2003
- Sensor-Surface: 4mm (Mechanical Surface Detection)
- Electronics: DAE3 Sn500; Calibrated: 12/23/2003
- Phantom: SAM 2; Type: SAM 2; Serial: 1050
- Measurement SW: DAS4, V4.2 Build 37; Postprocessing SW: SEMCAD, V1.8 Build 109

**Low Ch./Area Scan (6x10x1):** Measurement grid: dx=15mm, dy=15mm

Reference Value = 35.7 V/m; Power Drift = -0.12 dB

Maximum value of SAR (measured) = 1.52 mW/g

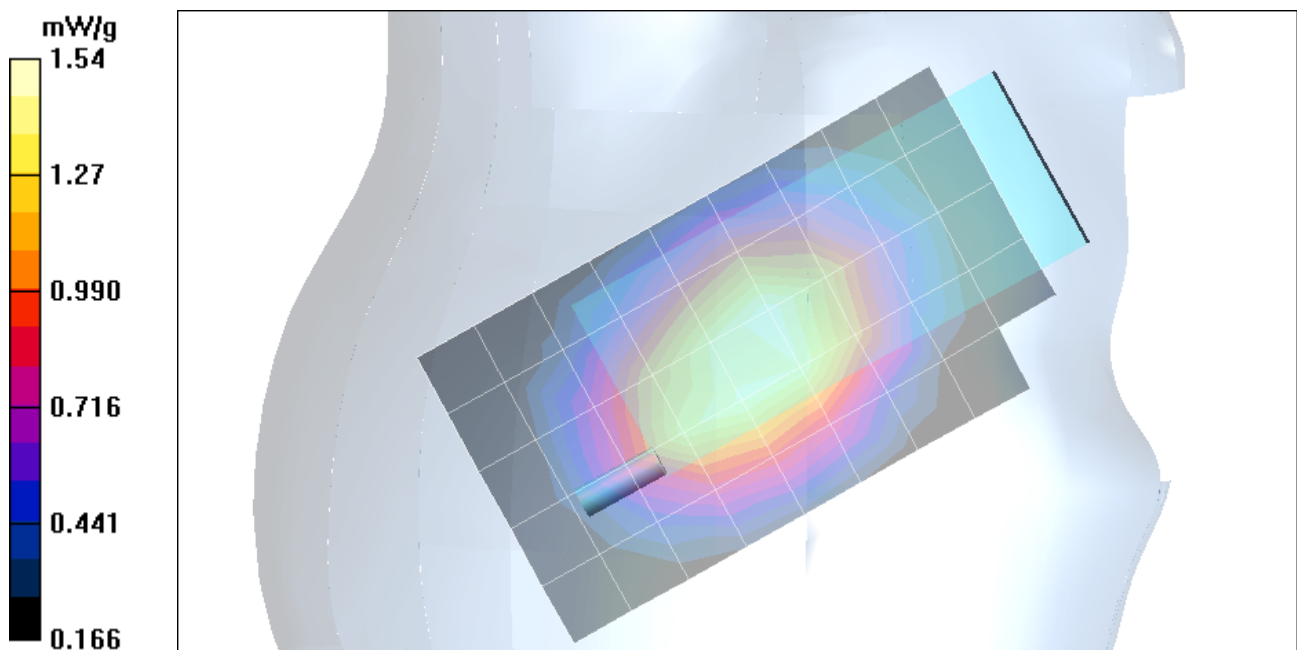
**Low Ch./Zoom Scan (5x5x7)/Cube 0:** Measurement grid: dx=7.5mm, dy=7.5mm, dz=5mm

Reference Value = 35.7 V/m; Power Drift = -0.12 dB

Maximum value of SAR (measured) = 1.54 mW/g

Peak SAR (extrapolated) = 1.96 W/kg

**SAR(1 g) = 1.47 mW/g; SAR(10 g) = 1.07 mW/g**



Test Laboratory: The name of your organization

### 3\_Right Head Touch

DUT: Compal Electronics, Inc.; Type: VC-5D; Serial: N/A

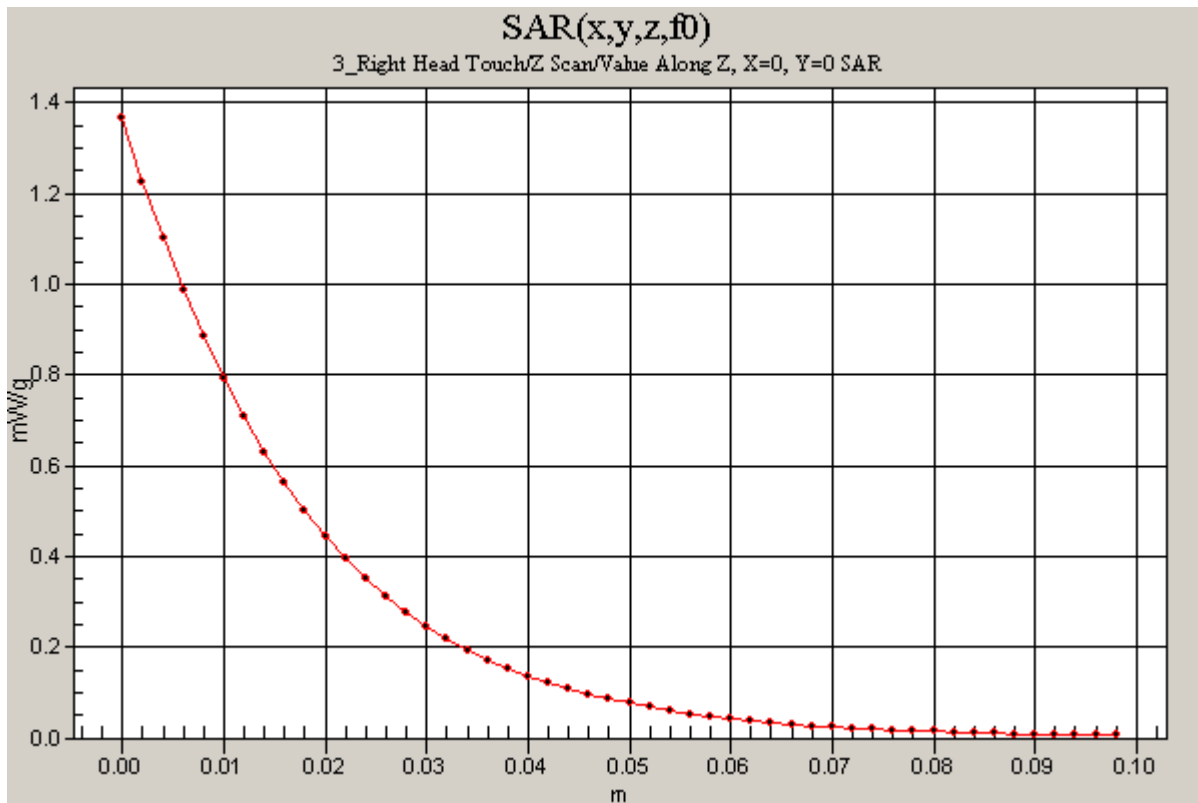
DASY4 Configuration:

- Probe: ES3DV2 - SN3021; ConvF(6.5, 6.5, 6.5); Calibrated: 7/29/2003
- Sensor-Surface: 0mm (Fix Surface)
- Electronics: DAE3 Sn500; Calibrated: 12/23/2003
- Phantom: SAM 2; Type: SAM 2; Serial: 1050
- Measurement SW: DASY4, V4.2 Build 37; Postprocessing SW: SEMCAD, V1.8 Build 109

**Low Ch./Z Scan (1x1x51):** Measurement grid: dx=20mm, dy=20mm, dz=2mm

Reference Value = 35.7 V/m; Power Drift = -0.13 dB

Maximum value of SAR (measured) = 1.37 mW/g



Test Laboratory: The name of your organization

### 3\_Right Head Touch

**DUT: Compal Electronics, Inc.; Type: VC-5D; Serial: N/A**

**Ambient temperature = 23.0 deg. C; Liquid temperature = 22.0 deg. C**

Communication System: AMPS 835; Frequency: 836.49 MHz; Duty Cycle: 1:1

Medium parameters used (interpolated):  $f = 836.49$  MHz;  $\sigma = 0.921$  mho/m;  $\epsilon_r = 41.9$ ;  $\rho = 1000$  kg/m<sup>3</sup>

Phantom section: Right Section

Measurement Standard: DASY4 (High Precision Assessment)

DASY4 Configuration:

- Probe: ES3DV2 - SN3021; ConvF(6.5, 6.5, 6.5); Calibrated: 7/29/2003
- Sensor-Surface: 4mm (Mechanical Surface Detection)
- Electronics: DAE3 Sn500; Calibrated: 12/23/2003
- Phantom: SAM 2; Type: SAM 2; Serial: 1050
- Measurement SW: DASY4, V4.2 Build 37; Postprocessing SW: SEMCAD, V1.8 Build 109

**Middle Ch./Area Scan (6x10x1):** Measurement grid: dx=15mm, dy=15mm

Reference Value = 32.4 V/m; Power Drift = 0.1 dB

Maximum value of SAR (measured) = 1.29 mW/g

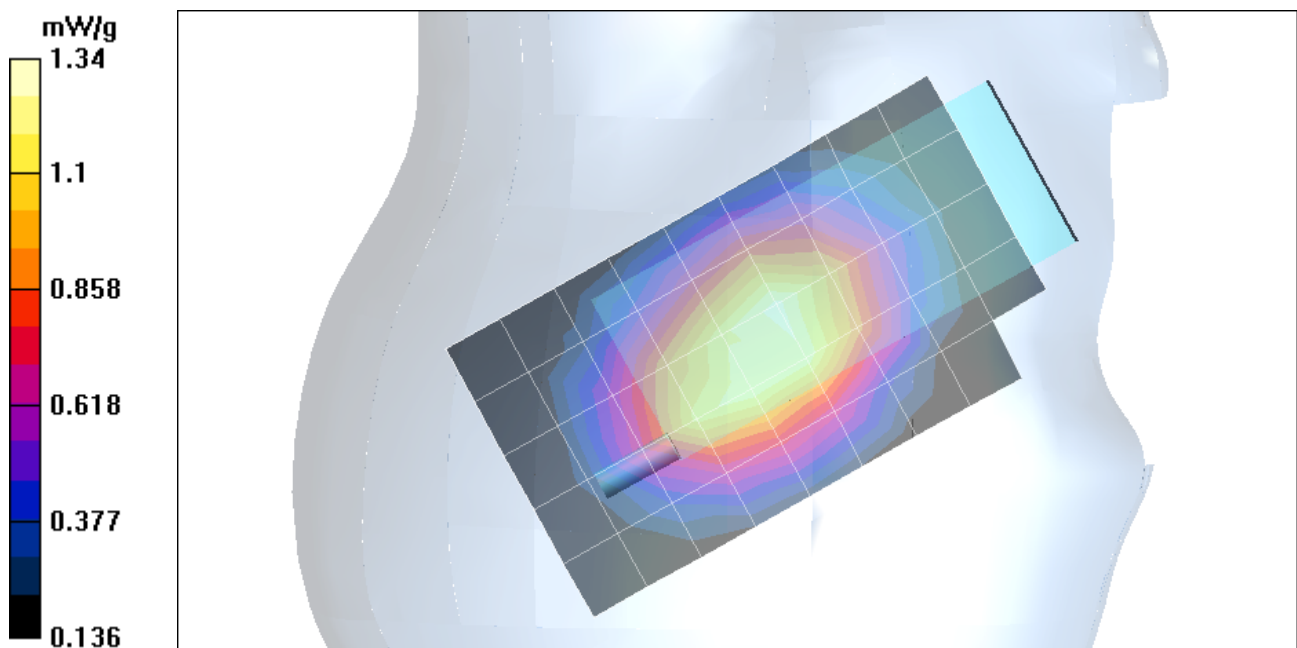
**Middle Ch./Zoom Scan (5x5x7)/Cube 0:** Measurement grid: dx=7.5mm, dy=7.5mm, dz=5mm

Reference Value = 32.4 V/m; Power Drift = 0.1 dB

Maximum value of SAR (measured) = 1.34 mW/g

Peak SAR (extrapolated) = 1.71 W/kg

**SAR(1 g) = 1.3 mW/g; SAR(10 g) = 0.934 mW/g**



Test Laboratory: The name of your organization

### 3\_Right Head Touch

**DUT: Compal Electronics, Inc.; Type: VC-5D; Serial: N/A**

**Ambient temperature = 23.0 deg. C; Liquid temperature = 22.0 deg. C**

Communication System: AMPS 835; Frequency: 848.97 MHz; Duty Cycle: 1:1

Medium parameters used (interpolated):  $f = 848.97$  MHz;  $\sigma = 0.93$  mho/m;  $\epsilon_r = 41.8$ ;  $\rho = 1000$  kg/m<sup>3</sup>

Phantom section: Right Section

Measurement Standard: DAS4 (High Precision Assessment)

DASY4 Configuration:

- Probe: ES3DV2 - SN3021; ConvF(6.5, 6.5, 6.5); Calibrated: 7/29/2003
- Sensor-Surface: 4mm (Mechanical Surface Detection)
- Electronics: DAE3 Sn500; Calibrated: 12/23/2003
- Phantom: SAM 2; Type: SAM 2; Serial: 1050
- Measurement SW: DAS4, V4.2 Build 37; Postprocessing SW: SEMCAD, V1.8 Build 109

**High Ch./Area Scan (6x10x1):** Measurement grid: dx=15mm, dy=15mm

Reference Value = 31 V/m; Power Drift = -0.1 dB

Maximum value of SAR (measured) = 1.19 mW/g

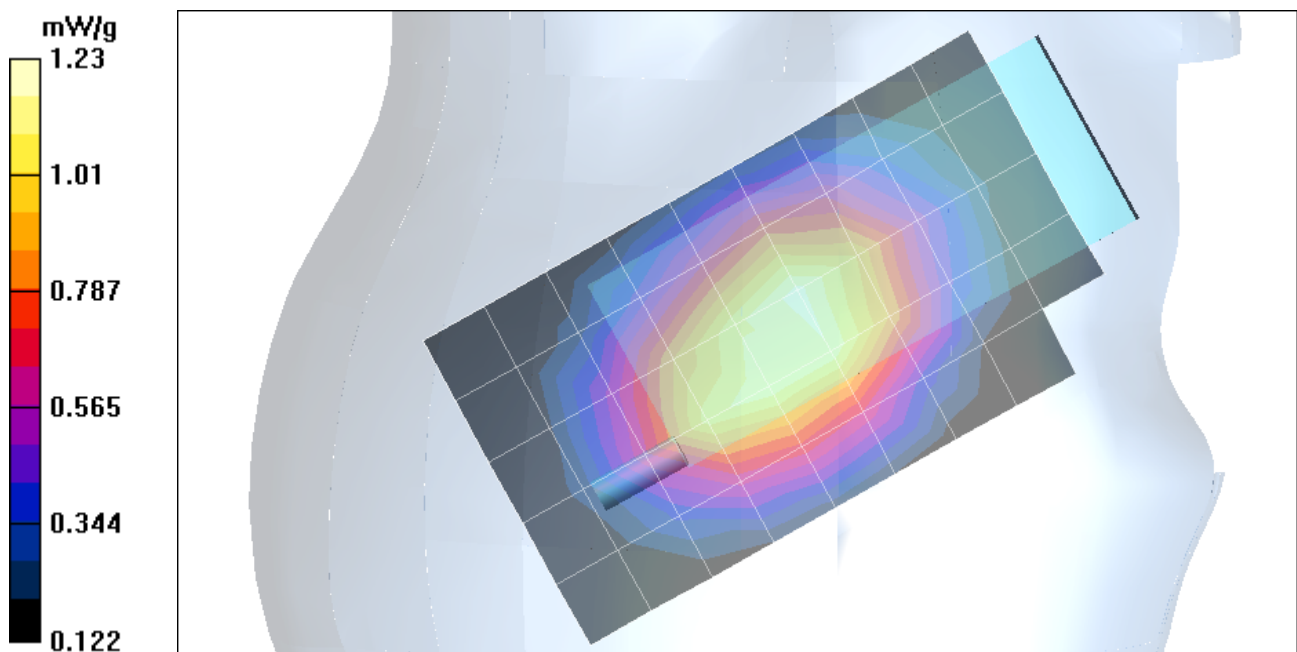
**High Ch./Zoom Scan (5x5x7)/Cube 0:** Measurement grid: dx=7.5mm, dy=7.5mm, dz=5mm

Reference Value = 31 V/m; Power Drift = -0.1 dB

Maximum value of SAR (measured) = 1.23 mW/g

Peak SAR (extrapolated) = 1.58 W/kg

**SAR(1 g) = 1.18 mW/g; SAR(10 g) = 0.854 mW/g**



Test Laboratory: The name of your organization

#### 4\_Right Head Tilt

**DUT: Compal Electronics, Inc.; Type: VC-5D; Serial: N/A**

**Ambient temperature = 23.0 deg. C; Liquid temperature = 22.0 deg. C**

Communication System: AMPS 835; Frequency: 824.04 MHz; Duty Cycle: 1:1

Medium parameters used (interpolated):  $f = 824.04$  MHz;  $\sigma = 0.907$  mho/m;  $\epsilon_r = 42.1$ ;  $\rho = 1000$  kg/m<sup>3</sup>

Phantom section: Right Section

Measurement Standard: DAS4 (High Precision Assessment)

DASY4 Configuration:

- Probe: ES3DV2 - SN3021; ConvF(6.5, 6.5, 6.5); Calibrated: 7/29/2003
- Sensor-Surface: 4mm (Mechanical Surface Detection)
- Electronics: DAE3 Sn500; Calibrated: 12/23/2003
- Phantom: SAM 2; Type: SAM 2; Serial: 1050
- Measurement SW: DAS4, V4.2 Build 37; Postprocessing SW: SEMCAD, V1.8 Build 109

**Low Ch./Area Scan (6x10x1):** Measurement grid: dx=15mm, dy=15mm

Reference Value = 34.2 V/m; Power Drift = -0.1 dB

Maximum value of SAR (measured) = 1.26 mW/g

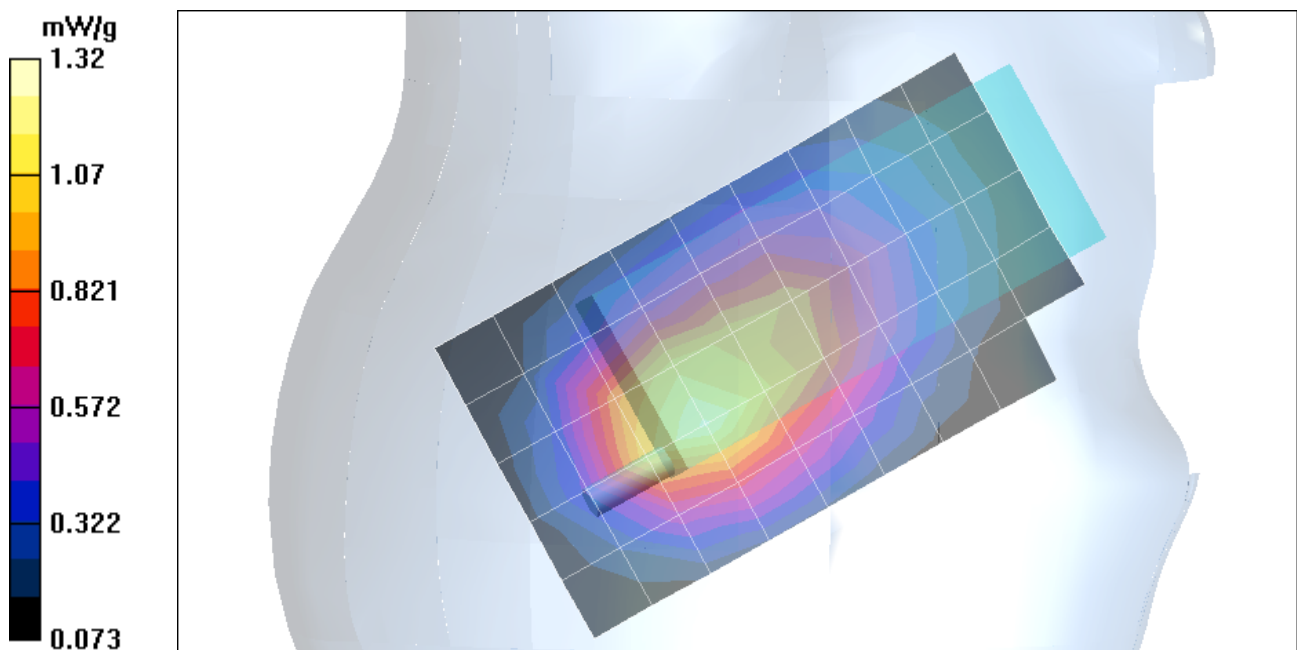
**Low Ch./Zoom Scan (5x5x7)/Cube 0:** Measurement grid: dx=7.5mm, dy=7.5mm, dz=5mm

Reference Value = 34.2 V/m; Power Drift = -0.1 dB

Maximum value of SAR (measured) = 1.32 mW/g

Peak SAR (extrapolated) = 1.93 W/kg

**SAR(1 g) = 1.23 mW/g; SAR(10 g) = 0.793 mW/g**



Test Laboratory: The name of your organization

## 4\_Right Head Tilt

DUT: Compal Electronics, Inc.; Type: VC-5D; Serial: N/A

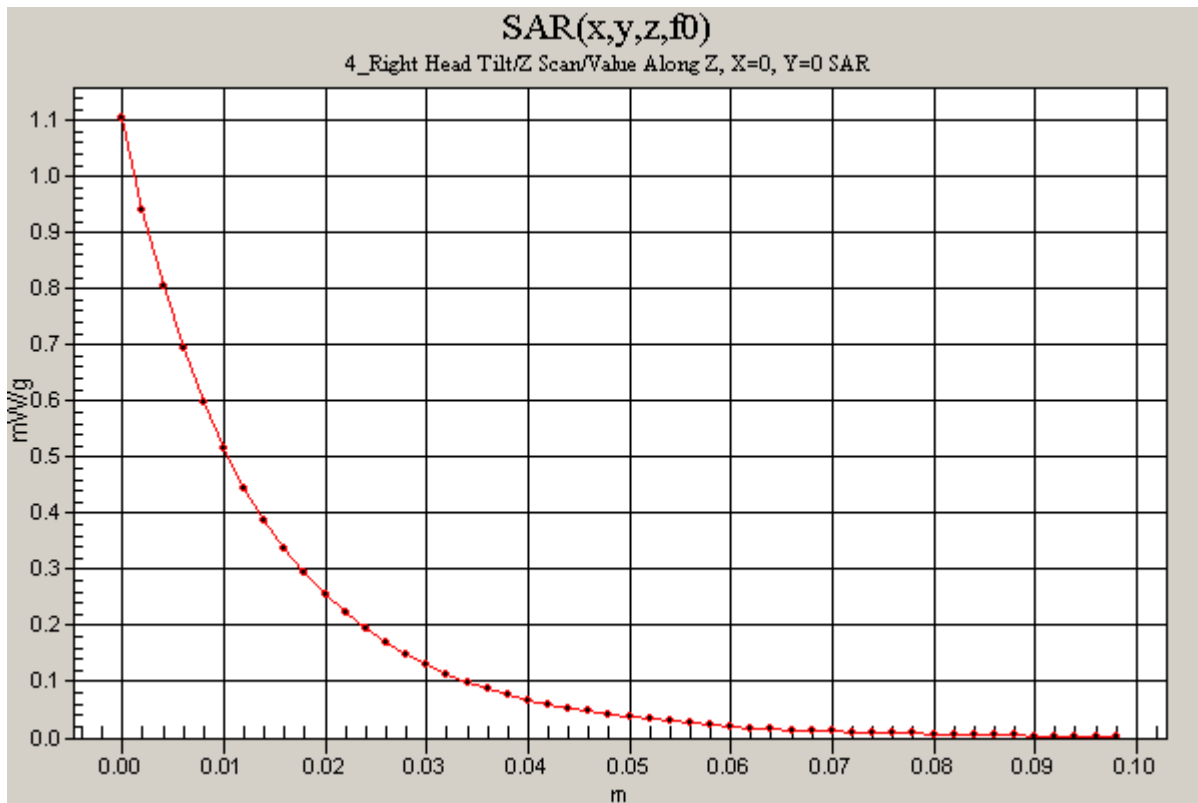
DASY4 Configuration:

- Probe: ES3DV2 - SN3021; ConvF(6.5, 6.5, 6.5); Calibrated: 7/29/2003
- Sensor-Surface: 0mm (Fix Surface)
- Electronics: DAE3 Sn500; Calibrated: 12/23/2003
- Phantom: SAM 2; Type: SAM 2; Serial: 1050
- Measurement SW: DASY4, V4.2 Build 37; Postprocessing SW: SEMCAD, V1.8 Build 109

**Low Ch./Z Scan (1x1x51):** Measurement grid: dx=20mm, dy=20mm, dz=2mm

Reference Value = 34.2 V/m; Power Drift = -0.1 dB

Maximum value of SAR (measured) = 1.1 mW/g



Test Laboratory: The name of your organization

#### 4\_Right Head Tilt

**DUT: Compal Electronics, Inc.; Type: VC-5D; Serial: N/A**

**Ambient temperature = 23.0 deg. C; Liquid temperature = 22.0 deg. C**

Communication System: AMPS 835; Frequency: 836.49 MHz; Duty Cycle: 1:1

Medium parameters used (interpolated):  $f = 836.49$  MHz;  $\sigma = 0.921$  mho/m;  $\epsilon_r = 41.9$ ;  $\rho = 1000$  kg/m<sup>3</sup>

Phantom section: Right Section

Measurement Standard: DASY4 (High Precision Assessment)

DASY4 Configuration:

- Probe: ES3DV2 - SN3021; ConvF(6.5, 6.5, 6.5); Calibrated: 7/29/2003
- Sensor-Surface: 4mm (Mechanical Surface Detection)
- Electronics: DAE3 Sn500; Calibrated: 12/23/2003
- Phantom: SAM 2; Type: SAM 2; Serial: 1050
- Measurement SW: DASY4, V4.2 Build 37; Postprocessing SW: SEMCAD, V1.8 Build 109

**Middle Ch./Area Scan (6x10x1):** Measurement grid: dx=15mm, dy=15mm

Reference Value = 30.7 V/m; Power Drift = -0.0 dB

Maximum value of SAR (measured) = 1.02 mW/g

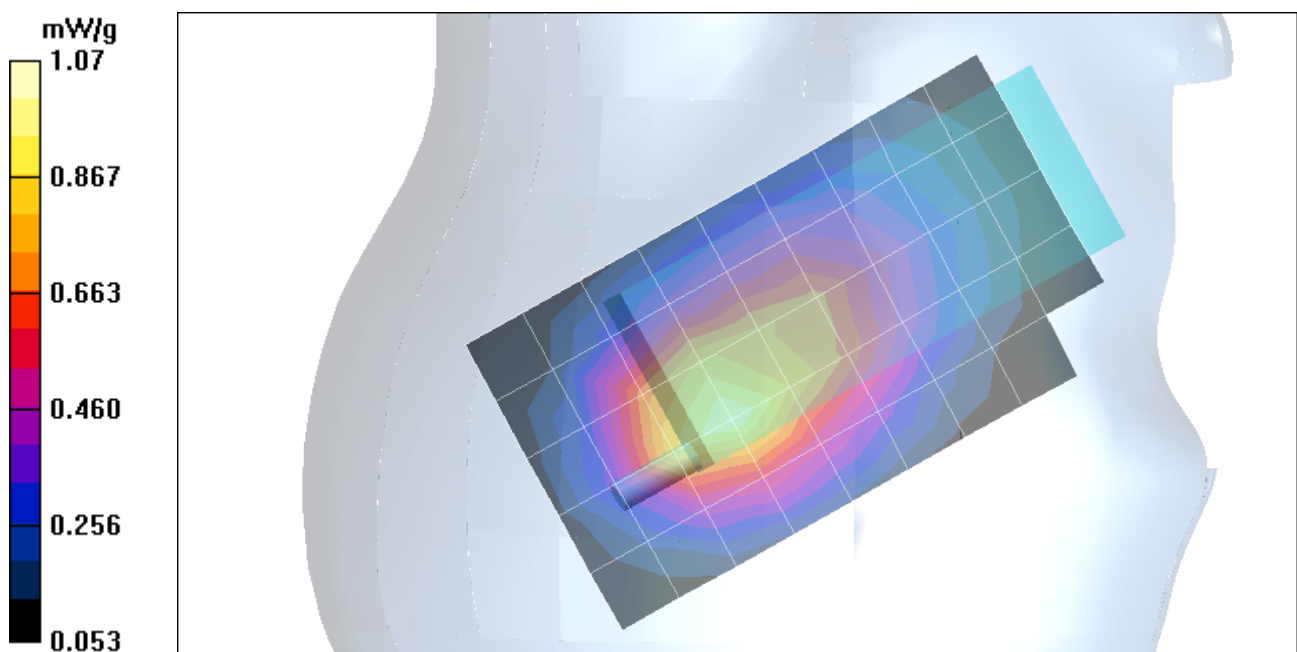
**Middle Ch./Zoom Scan (5x5x7)/Cube 0:** Measurement grid: dx=7.5mm, dy=7.5mm, dz=5mm

Reference Value = 30.7 V/m; Power Drift = -0.0 dB

Maximum value of SAR (measured) = 1.07 mW/g

Peak SAR (extrapolated) = 1.55 W/kg

**SAR(1 g) = 0.983 mW/g; SAR(10 g) = 0.635 mW/g**



Test Laboratory: The name of your organization

#### 4\_Right Head Tilt

**DUT: Compal Electronics, Inc.; Type: VC-5D; Serial: N/A**

**Ambient temperature = 23.0 deg. C; Liquid temperature = 22.0 deg. C**

Communication System: AMPS 835; Frequency: 848.97 MHz; Duty Cycle: 1:1

Medium parameters used (interpolated):  $f = 848.97$  MHz;  $\sigma = 0.93$  mho/m;  $\epsilon_r = 41.8$ ;  $\rho = 1000$  kg/m<sup>3</sup>

Phantom section: Right Section

Measurement Standard: DASY4 (High Precision Assessment)

DASY4 Configuration:

- Probe: ES3DV2 - SN3021; ConvF(6.5, 6.5, 6.5); Calibrated: 7/29/2003
- Sensor-Surface: 4mm (Mechanical Surface Detection)
- Electronics: DAE3 Sn500; Calibrated: 12/23/2003
- Phantom: SAM 2; Type: SAM 2; Serial: 1050
- Measurement SW: DASY4, V4.2 Build 37; Postprocessing SW: SEMCAD, V1.8 Build 109

**High Ch./Area Scan (6x10x1):** Measurement grid: dx=15mm, dy=15mm

Reference Value = 28.9 V/m; Power Drift = -0.0 dB

Maximum value of SAR (measured) = 0.930 mW/g

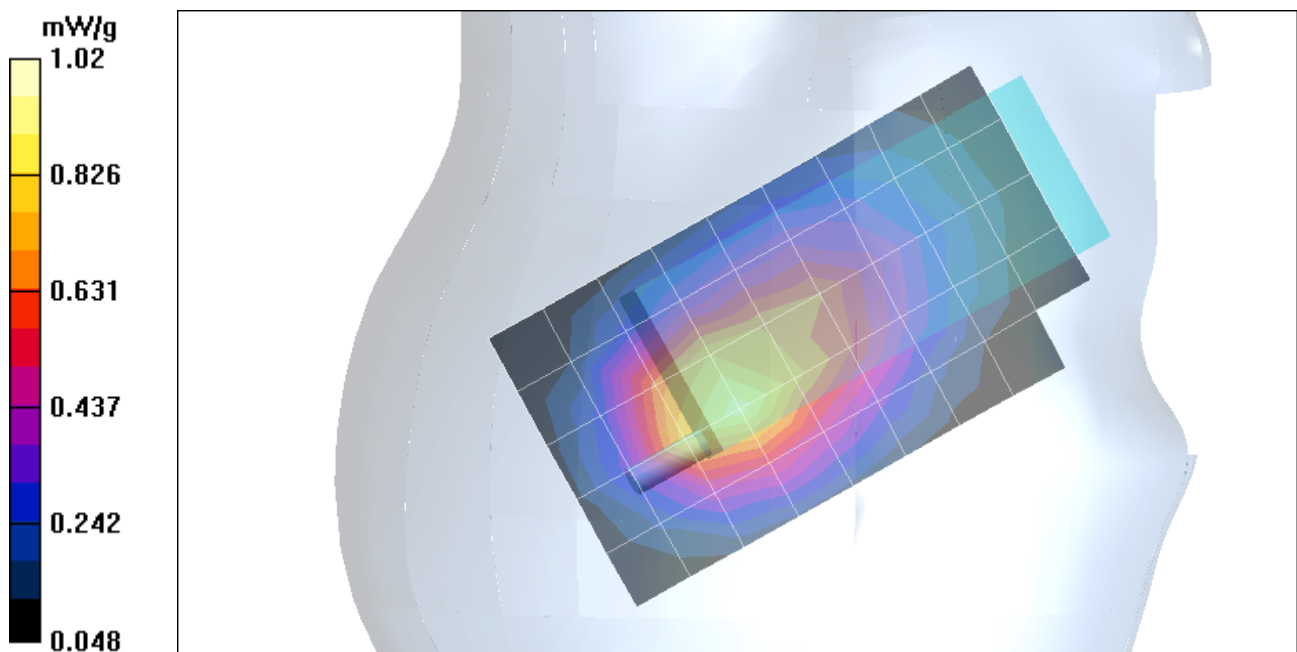
**High Ch./Zoom Scan (5x5x7)/Cube 0:** Measurement grid: dx=7.5mm, dy=7.5mm, dz=5mm

Reference Value = 28.9 V/m; Power Drift = -0.0 dB

Maximum value of SAR (measured) = 1.02 mW/g

Peak SAR (extrapolated) = 1.48 W/kg

**SAR(1 g) = 0.928 mW/g; SAR(10 g) = 0.587 mW/g**





Test Laboratory: The name of your organization

## 5\_Body Worn

**DUT: Compal Electronics, Inc.; Type: VC-5D; Serial: N/A**

**Ambient temperature = 23.0 deg. C; Liquid temperature = 22.0 deg. C**

Communication System: AMPS 835; Frequency: 824.04 MHz; Duty Cycle: 1:1

Medium parameters used (interpolated):  $f = 824.04$  MHz;  $\sigma = 0.94$  mho/m;  $\epsilon_r = 54.9$ ;  $\rho = 1000$  kg/m<sup>3</sup>

Phantom section: Flat Section

Measurement Standard: DASY4 (High Precision Assessment)

DASY4 Configuration:

- Probe: ES3DV2 - SN3021; ConvF(6.3, 6.3, 6.3); Calibrated: 7/29/2003
- Sensor-Surface: 4mm (Mechanical Surface Detection)
- Electronics: DAE3 Sn500; Calibrated: 12/23/2003
- Phantom: SAM 1; Type: SAM 1; Serial: 1185
- Measurement SW: DASY4, V4.2 Build 37; Postprocessing SW: SEMCAD, V1.8 Build 109

**Low Ch./Area Scan (6x11x1):** Measurement grid: dx=15mm, dy=15mm

Reference Value = 29.5 V/m; Power Drift = -0.1 dB

Maximum value of SAR (measured) = 0.911 mW/g

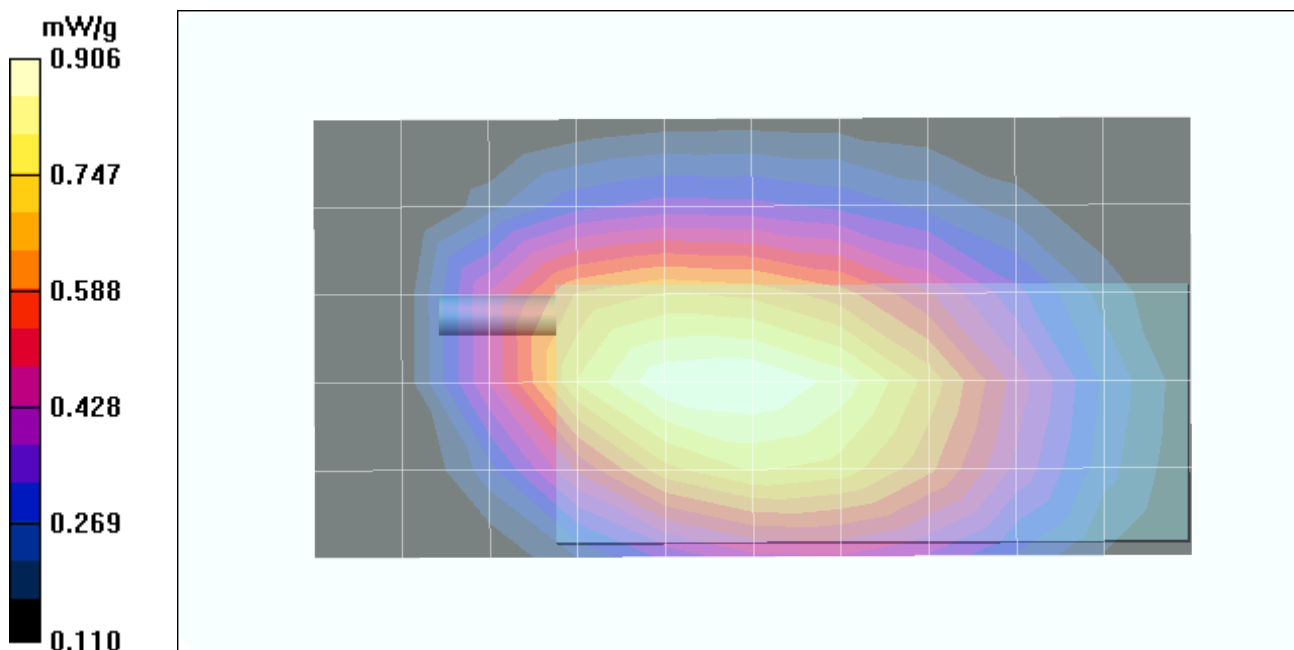
**Low Ch./Zoom Scan (5x5x7)/Cube 0:** Measurement grid: dx=7.5mm, dy=7.5mm, dz=5mm

Reference Value = 29.5 V/m; Power Drift = -0.1 dB

Maximum value of SAR (measured) = 0.906 mW/g

Peak SAR (extrapolated) = 1.12 W/kg

**SAR(1 g) = 0.859 mW/g; SAR(10 g) = 0.630 mW/g**



Test Laboratory: The name of your organization

## 5\_Body Worn

**DUT: Compal Electronics, Inc.; Type: VC-5D; Serial: N/A**

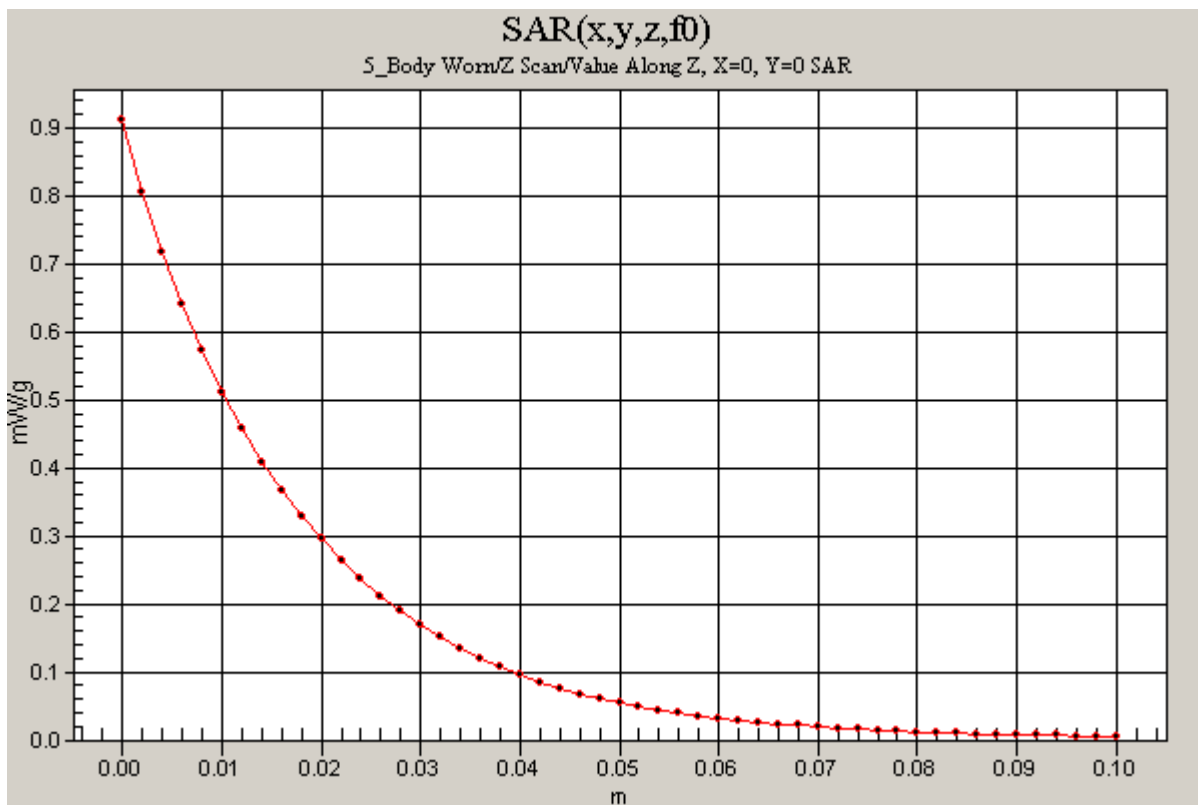
DASY4 Configuration:

- Probe: ES3DV2 - SN3021; ConvF(6.3, 6.3, 6.3); Calibrated: 7/29/2003
- Sensor-Surface: 0mm (Fix Surface)
- Electronics: DAE3 Sn500; Calibrated: 12/23/2003
- Phantom: SAM 1; Type: SAM 1; Serial: 1185
- Measurement SW: DASY4, V4.2 Build 37; Postprocessing SW: SEMCAD, V1.8 Build 109

**Low Ch./Z Scan (1x1x51):** Measurement grid: dx=20mm, dy=20mm, dz=2mm

Reference Value = 29.5 V/m; Power Drift = -0.1 dB

Maximum value of SAR (measured) = 0.912 mW/g



Test Laboratory: The name of your organization

## 5\_Body Worn

**DUT: Compal Electronics, Inc.; Type: VC-5D; Serial: N/A**

**Ambient temperature = 23.0 deg. C; Liquid temperature = 22.0 deg. C**

Communication System: AMPS 835; Frequency: 836.49 MHz; Duty Cycle: 1:1

Medium parameters used (interpolated):  $f = 836.49$  MHz;  $\sigma = 0.955$  mho/m;  $\epsilon_r = 54.8$ ;  $\rho = 1000$  kg/m<sup>3</sup>

Phantom section: Flat Section

Measurement Standard: DASY4 (High Precision Assessment)

DASY4 Configuration:

- Probe: ES3DV2 - SN3021; ConvF(6.3, 6.3, 6.3); Calibrated: 7/29/2003
- Sensor-Surface: 4mm (Mechanical Surface Detection)
- Electronics: DAE3 Sn500; Calibrated: 12/23/2003
- Phantom: SAM 1; Type: SAM 1; Serial: 1185
- Measurement SW: DASY4, V4.2 Build 37; Postprocessing SW: SEMCAD, V1.8 Build 109

**Middle Ch./Area Scan (6x11x1):** Measurement grid: dx=15mm, dy=15mm

Reference Value = 28.6 V/m; Power Drift = -0.1 dB

Maximum value of SAR (measured) = 0.824 mW/g

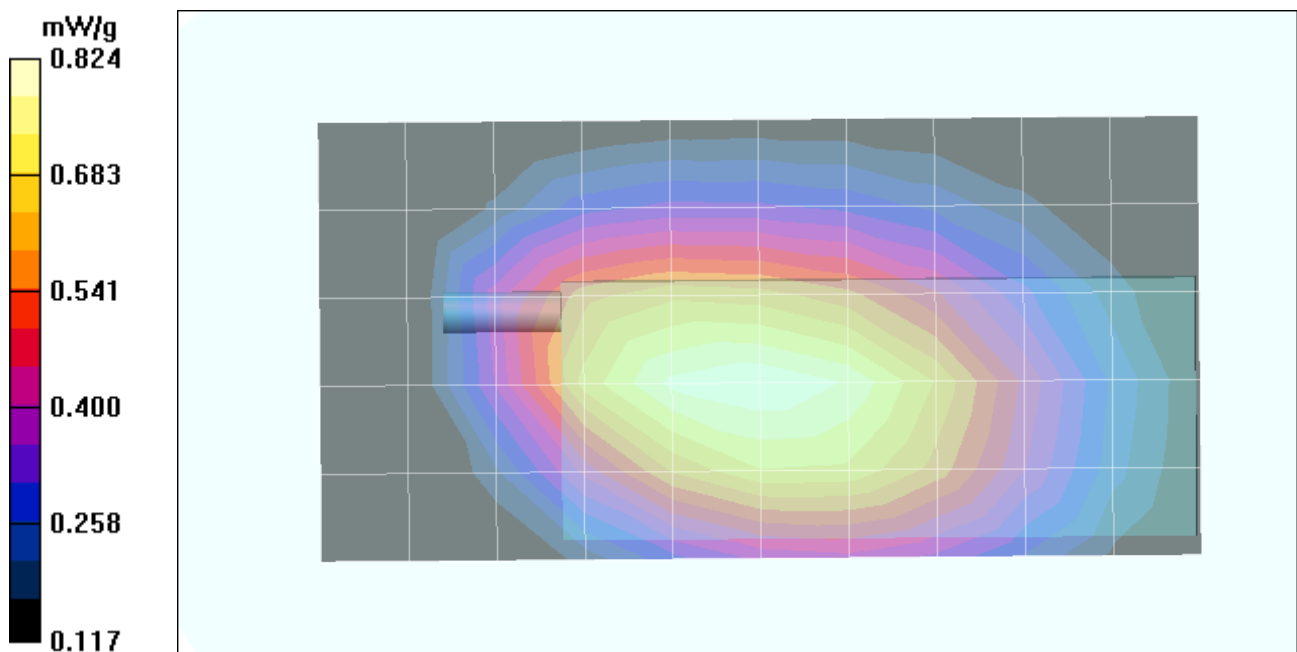
**Middle Ch./Zoom Scan (5x5x7)/Cube 0:** Measurement grid: dx=7.5mm, dy=7.5mm, dz=5mm

Reference Value = 28.6 V/m; Power Drift = -0.1 dB

Maximum value of SAR (measured) = 0.824 mW/g

Peak SAR (extrapolated) = 1.03 W/kg

**SAR(1 g) = 0.781 mW/g; SAR(10 g) = 0.573 mW/g**



Test Laboratory: The name of your organization

## 5\_Body Worn

**DUT: Compal Electronics, Inc.; Type: VC-5D; Serial: N/A**

**Ambient temperature = 23.0 deg. C; Liquid temperature = 22.0 deg. C**

Communication System: AMPS 835; Frequency: 848.97 MHz; Duty Cycle: 1:1

Medium parameters used (interpolated):  $f = 848.97$  MHz;  $\sigma = 0.964$  mho/m;  $\epsilon_r = 54.7$ ;  $\rho = 1000$  kg/m<sup>3</sup>

Phantom section: Flat Section

Measurement Standard: DAS4 (High Precision Assessment)

DASY4 Configuration:

- Probe: ES3DV2 - SN3021; ConvF(6.3, 6.3, 6.3); Calibrated: 7/29/2003
- Sensor-Surface: 4mm (Mechanical Surface Detection)
- Electronics: DAE3 Sn500; Calibrated: 12/23/2003
- Phantom: SAM 1; Type: SAM 1; Serial: 1185
- Measurement SW: DAS4, V4.2 Build 37; Postprocessing SW: SEMCAD, V1.8 Build 109

**High Ch./Area Scan (6x11x1):** Measurement grid: dx=15mm, dy=15mm

Reference Value = 25.5 V/m; Power Drift = 0.1 dB

Maximum value of SAR (measured) = 0.703 mW/g

**High Ch./Zoom Scan (5x5x7)/Cube 0:** Measurement grid: dx=7.5mm, dy=7.5mm, dz=5mm

Reference Value = 25.5 V/m; Power Drift = 0.1 dB

Maximum value of SAR (measured) = 0.708 mW/g

Peak SAR (extrapolated) = 0.899 W/kg

**SAR(1 g) = 0.670 mW/g; SAR(10 g) = 0.487 mW/g**

