

## Appendix C. Setup Photographs


<Radiated Emission>

X Plane for LTE Band 13

LF




HF




Z Plane for EN-DC LTE B13 +5G NR n5

LF



HF



————THE END————